


4005 m.

GP MOTUL DE LA COMUNITAT VALENCIANA

Qualifying
Classification

	Rider	Nation	Team	Motorcycle	Time	Lap	Total	Gap	Top Speed	
1	17 John MCPHEE	GBR	SAXOPRINT RTG	HONDA	1'39.364	4	10		228.4	
2	5 Romano FENATI	ITA	SKY Racing Team VR46	KTM	1'39.450	8	13	0.086	0.086	223.9
3	7 Efren VAZQUEZ	SPA	Leopard Racing	HONDA	1'39.463	15	15	0.099	0.013	224.9
4	44 Miguel OLIVEIRA	POR	Red Bull KTM Ajo	KTM	1'39.503	17	17	0.139	0.040	228.8
5	9 Jorge NAVARRO	SPA	Estrella Galicia 0,0	HONDA	1'39.525	15	17	0.161	0.022	224.5
6	33 Enea BASTIANINI	ITA	Gresini Racing Team Moto3	HONDA	1'39.581	9	15	0.217	0.056	226.4
7	23 Niccolò ANTONELLI	ITA	Ongetta-Rivacold	HONDA	1'39.591	10	16	0.227	0.010	223.0
8	98 Karel HANIKA	CZE	Red Bull KTM Ajo	KTM	1'39.617	12	14	0.253	0.026	225.2
9	41 Brad BINDER	RSA	Red Bull KTM Ajo	KTM	1'39.666	8	17	0.302	0.049	227.9
10	76 Hiroki ONO	JPN	Leopard Racing	HONDA	1'39.668	15	15	0.304	0.002	226.7
11	20 Fabio QUARTARARO	FRA	Estrella Galicia 0,0	HONDA	1'39.686	15	16	0.322	0.018	221.6
12	84 Jakub KORNFEIL	CZE	Drive M7 SIC	KTM	1'39.763	11	17	0.399	0.077	221.9
13	32 Isaac VIÑALES	SPA	RBA Racing Team	KTM	1'39.763	14	15	0.399		218.1
14	65 Philipp OETTL	GER	Schedl GP Racing	KTM	1'39.920	16	18	0.556	0.157	223.1
15	16 Andrea MIGNO	ITA	SKY Racing Team VR46	KTM	1'39.952	12	13	0.588	0.032	224.0
16	8 Nicolò BULEGA	ITA	SKY Racing Team VR46	KTM	1'39.964	9	11	0.600	0.012	224.0
17	95 Jules DANILO	FRA	Ongetta-Rivacold	HONDA	1'40.006	16	17	0.642	0.042	230.6
18	52 Danny KENT	GBR	Leopard Racing	HONDA	1'40.013	15	16	0.649	0.007	226.2
19	21 Francesco BAGNAIA	ITA	MAPFRE Team MAHINDRA	MAHINDRA	1'40.014	13	14	0.650	0.001	225.9
20	10 Alexis MASBOU	FRA	SAXOPRINT RTG	HONDA	1'40.063	10	15	0.699	0.049	223.2
21	63 Zulfahmi KHAIRUDDIN	MAL	Drive M7 SIC	KTM	1'40.071	9	17	0.707	0.008	224.0
22	6 Maria HERRERA	SPA	Husqvarna Factory Laglisse	HUSQVARNA	1'40.324	15	17	0.960	0.253	224.3
23	48 Lorenzo DALLA PORTA	ITA	Husqvarna Factory Laglisse	HUSQVARNA	1'40.359	17	18	0.995	0.035	229.7
24	88 Jorge MARTIN	SPA	MAPFRE Team MAHINDRA	MAHINDRA	1'40.380	9	14	1.016	0.021	223.7
25	11 Livio LOI	BEL	RW Racing GP	HONDA	1'40.496	17	17	1.132	0.116	223.6
26	29 Stefano MANZI	ITA	San Carlo Team Italia	MAHINDRA	1'40.535	11	16	1.171	0.039	221.9
27	4 Fabio DI GIANNANTONIO	ITA	Gresini Racing Team Moto3	HONDA	1'40.552	9	13	1.188	0.017	224.1
28	40 Darryn BINDER	RSA	Outox Reset Drink Team	MAHINDRA	1'40.588	4	15	1.224	0.036	225.5
29	96 Manuel PAGLIANI	ITA	San Carlo Team Italia	MAHINDRA	1'40.619	13	19	1.255	0.031	222.7
30	58 Juanfran GUEVARA	SPA	MAPFRE Team MAHINDRA	MAHINDRA	1'40.674	18	18	1.310	0.055	219.9
31	22 Ana CARRASCO	SPA	RBA Racing Team	KTM	1'40.795	16	16	1.431	0.121	223.4
32	2 Remy GARDNER	AUS	CIP	MAHINDRA	1'41.041	15	15	1.677	0.246	224.1
33	19 Alessandro TONUCCI	ITA	Outox Reset Drink Team	MAHINDRA	1'41.063	16	16	1.699	0.022	219.3
34	24 Tatsuki SUZUKI	JPN	CIP	MAHINDRA	1'41.162	6	12	1.798	0.099	221.0
35	91 Gabriel RODRIGO	ARG	RBA Racing Team	KTM	1'42.517	12	13	3.153	1.355	222.4

Practice condition: Dry

Air: 22°

Humidity: 63%

Ground: 28°

Fastest Lap:

Lap: 4 John MCPHEE 1'39.364 145.1 Km/h

Circuit Record Lap:

2014 Efren VAZQUEZ 1'39.400 145.0 Km/h

Circuit Best Lap:

2014 Jack MILLER 1'39.068 145.5 Km/h

The results are provisional until the end of the limit for protest and appeals.

Time limit for protest expires 30' after publication of the results - Mr. Time:

These data/results cannot be reproduced, stored and/or transmitted in whole or in part by any manner of electronic, mechanical, photocopying, recording, broadcasting or otherwise now known or herein after developed without the previous express consent by the copyright owner, except for reproduction in daily press and regular printed publications on sale to the public within 60 days of the event related to those data/results and always provided that copyright symbol appears together as follows below.

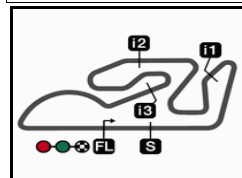
© DORNA, 2015

Official MotoGP Timing by TISSOT

www.motogp.com

Cheste, Saturday, November 07, 2015





4005 m.

GP MOTUL DE LA COMUNITAT VALENCIANA

Qualifying

Top Speed & Average

21A



Rider	Nation	Motorcycle	Top 5 speeds					Average	Top
95 Jules DANILLO	FRA	HONDA	230.6	226.7	225.9	225.0	224.7	226.6	230.6
48 Lorenzo DALLA PORTA	ITA	HUSQVARNA	229.7	226.4	225.2	224.1	223.8	225.8	229.7
44 Miguel OLIVEIRA	POR	KTM	228.8	224.7	223.6	220.1	219.3	221.8	228.8
17 John MCPHEE	GBR	HONDA	228.4	221.5	221.3	220.8	220.2	222.4	228.4
41 Brad BINDER	RSA	KTM	227.9	226.1	225.0	224.2	224.1	225.5	227.9
76 Hiroki ONO	JPN	HONDA	226.7	225.7	225.0	224.0	223.6	225.0	226.7
33 Enea BASTIANINI	ITA	HONDA	226.4	223.8	222.7	222.2	221.6	223.3	226.4
52 Danny KENT	GBR	HONDA	226.2	222.2	220.7	217.6	217.5	220.8	226.2
21 Francesco BAGNAIA	ITA	MAHINDRA	225.9	224.2	222.2	222.0	221.6	223.2	225.9
40 Darryn BINDER	RSA	MAHINDRA	225.5	220.1	220.0	217.5	217.5	220.1	225.5
98 Karel HANIKA	CZE	KTM	225.2	224.7	222.7	220.7	220.2	222.7	225.2
7 Efen VAZQUEZ	SPA	HONDA	224.9	224.7	224.3	223.6	222.4	224.0	224.9
9 Jorge NAVARRO	SPA	HONDA	224.5	220.8	220.2	218.7	218.5	220.2	224.5
6 Maria HERRERA	SPA	HUSQVARNA	224.3	223.8	223.3	222.5	221.6	223.1	224.3
2 Remy GARDNER	AUS	MAHINDRA	224.1	222.1	220.3	218.2	217.5	220.4	224.1
4 Fabio DI GIANNANTONIO	ITA	HONDA	224.1	223.8	222.5	220.2	220.1	222.1	224.1
8 Nicolò BULEGA	ITA	KTM	224.0	223.8	219.3	219.1	218.7	220.6	224.0
16 Andrea MIGNO	ITA	KTM	224.0	223.9	221.8	221.7	220.5	222.4	224.0
63 Zulfahmi KHAIRUDDIN	MAL	KTM	224.0	222.5	222.4	220.5	220.1	221.9	224.0
5 Romano FENATI	ITA	KTM	223.9	221.8	221.2	220.7	220.2	221.6	223.9
88 Jorge MARTIN	SPA	MAHINDRA	223.7	218.5	218.3	218.1	218.0	219.3	223.7
11 Livio LOI	BEL	HONDA	223.6	222.0	221.0	220.3	220.2	221.2	223.6
22 Ana CARRASCO	SPA	KTM	223.4	222.1	221.1	218.5	217.9	220.6	223.4
10 Alexis MASBOU	FRA	HONDA	223.2	223.2	222.2	221.7	221.4	222.3	223.2
65 Philipp OETTL	GER	KTM	223.1	220.5	220.5	219.6	219.5	220.6	223.1
23 Niccolò ANTONELLI	ITA	HONDA	223.0	222.1	221.6	221.3	220.8	221.8	223.0
96 Manuel PAGLIANI	ITA	MAHINDRA	222.7	220.3	219.6	218.7	217.8	219.8	222.7
91 Gabriel RODRIGO	ARG	KTM	222.4	220.2	218.9	218.2	217.9	219.5	222.4
29 Stefano MANZI	ITA	MAHINDRA	221.9	221.2	220.4	219.7	219.5	220.5	221.9
84 Jakub KORNFEIL	CZE	KTM	221.9	220.9	220.6	220.6	219.8	220.8	221.9
20 Fabio QUARTARARO	FRA	HONDA	221.6	220.8	220.3	220.1	219.7	220.5	221.6
24 Tatsuki SUZUKI	JPN	MAHINDRA	221.0	217.9	214.6	213.5	212.8	216.0	221.0
58 Juanfran GUEVARA	SPA	MAHINDRA	219.9	219.7	219.5	219.3	219.3	219.5	219.9
19 Alessandro TONUCCI	ITA	MAHINDRA	219.3	219.1	216.9	216.0	215.6	217.1	219.3
32 Isaac VIÑALES	SPA	KTM	218.1	217.7	217.3	217.3	217.1	217.5	218.1

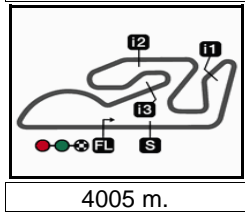
These data/results cannot be reproduced, stored and/or transmitted in whole or in part by any manner of electronic, mechanical, photocopying, recording, broadcasting or otherwise now known or herein after developed without the previous express consent by the copyright owner, except for reproduction in daily press and regular printed publications on sale to the public within 60 days of the event related to those data/results and always provided that copyright symbol appears together as follows below.

© DORNA, 2015

Official MotoGP Timing by TISSOT
www.motogp.com



Cheste, Saturday, November 07, 2015



GP MOTUL DE LA COMUNITAT VALENCIANA
Qualifying
Chronological Analysis of Performances

22A

* Lap / Sector time cancelled T1 Time from finish line to 1st intermediate T3 Time from 2nd intermed. to 3rd intermed.
P Crossing the finish line in pit lane T2 Time from 1st intermed. to 2nd intermed. T4 Time from 3rd intermediate to finish line

Lap	Lap Time	T1	T2	T3	T4	Speed	Lap	Lap Time	T1	T2	T3	T4	Speed	
1st	17	John MCPHEE			SAXOPRINT RTG GBR			15	1'39.463	23.198	26.270	22.770	27.225	223.6
		Runs=3	Total laps=11	Full laps=5										
1	3'07.238	1'43.144	28.310	26.360	29.424									
2	1'40.520	23.472	26.206	23.533	27.309	221.3								
3	1'42.062	25.004	26.380	23.126	27.552	219.8								
4	1'39.364	23.225	26.204	22.829	27.106	221.5								
5	1'47.073	P 23.465	28.216	23.794	31.598	228.4								
6	7'05.954	5'44.094	27.835	24.016	30.009									
7	1'40.406	23.548	26.253	22.988	27.617	216.5								
8	1'40.469	23.726	26.329	23.118	27.296	220.8								
9	1'44.943	P 24.148	26.627	23.840	30.328	220.1								
10	15'13.979	13'56.117	27.367	23.170	27.325									
	unfinished	23.150				220.2								
2nd	5	Romano FENATI			SKY Racing Team VR ITA			4th	44	Miguel OLIVEIRA			Red Bull KTM Ajo POR	
		Runs=3	Total laps=13	Full laps=8					Runs=3	Total laps=17	Full laps=12			
1	3'26.753	1'53.129	42.148	23.788	27.688		1	3'07.432	1'45.190	28.489	24.708	29.045		
2	1'40.587	23.510	26.454	23.133	27.490	221.2	2	1'40.871	23.441	26.382	23.447	27.601	223.6	
3	1'43.011	23.819	26.992	24.477	27.723	216.4	3	1'40.228	23.354	26.295	23.078	27.501	224.7	
4	1'40.045	23.338	26.113	23.092	27.502	220.7	4	1'40.315	23.410	26.364	23.030	27.511	219.3	
5	1'40.016	* 23.198	26.202	23.093	27.523*	219.9	5	1'47.027	P 24.729	27.122	23.765	31.411	218.4	
6	1'44.944	P 23.656	26.518	23.193	31.577	215.6	6	5'23.319	4'05.885	26.892	23.072	27.470		
7	6'53.454	5'20.757	39.555	25.628	27.514		7	1'43.377	23.428	26.305	24.545	29.099	217.3	
8	1'39.450	23.236	26.077	22.905	27.232	220.2	8	1'40.164	23.347	26.165	22.991	27.661	220.1	
9	1'39.469	23.264	26.207	22.857	27.141	221.8	9	1'39.977	* 23.215	26.212	23.079	27.471*	228.8	
10	1'43.767	P 23.305	26.702	23.447	30.313	223.9	10	1'53.467	25.944	27.229	32.823	27.471	215.4	
11	13'33.500	12'14.155	28.766	23.205	27.374		11	1'39.890	23.377	26.095	23.112	27.306	219.3	
12	1'39.826	23.324	26.187	22.952	27.363	219.5	12	1'40.064	23.371	26.233	22.984	27.476	219.3	
13	1'39.933	23.317	26.243	22.983	27.390	220.0	13	1'47.451	P 24.400	27.064	23.636	32.351	217.1	
							14	8'15.990	6'53.370	28.994	25.192	28.434		
							15	1'39.636	23.316	26.014	22.940	27.366	218.9	
							16	1'44.485	27.249	26.770	22.989	27.477	218.9	
							17	1'39.503	23.303	26.134	22.842	27.224	219.3	
3rd	7	Efren VAZQUEZ			Leopard Racing SPA			5th	9	Jorge NAVARRO			Estrella Galicia 0,0 SPA	
		Runs=3	Total laps=15	Full laps=10					Runs=3	Total laps=17	Full laps=12			
1	3'01.860	1'40.737	28.395	24.382	28.346		1	2'59.688	1'39.762	27.563	24.549	27.814		
2	1'40.788	23.467	26.601	23.167	27.553	222.4	2	1'40.447	23.565	26.333	23.083	27.466	215.1	
3	1'40.415	23.360	26.397	23.110	27.548	220.3	3	1'40.116	23.439	26.131	23.067	27.479	216.0	
4	1'40.328	23.261	26.437	23.069	27.561	221.1	4	1'44.849	26.742	26.858	23.371	27.878	214.3	
5	1'42.329	23.967	26.702	23.944	27.716	220.8	5	1'39.943	23.347	26.105	22.937	27.554	217.7	
6	1'39.932	23.226	26.182	23.043	27.481	221.8	6	1'39.978	23.391	26.188	22.970	27.429	215.2	
7	1'43.921	P 23.363	26.706	23.541	30.311	224.7	7	1'45.830	P 24.392	26.513	23.491	31.434	214.2	
8	7'56.851	6'38.394	27.274	23.325	27.858		8	5'36.939	4'19.296	27.003	23.284	27.356		
9	1'40.599	23.373	26.458	23.209	27.559	220.6	9	1'39.356	* 23.294	26.050	22.838	27.174*	220.8	
10	1'40.779	* 23.469	26.482	23.170*	27.658*	218.5	10	1'41.661	23.159	26.399	24.145	27.958	224.5	
11	1'45.186	P 23.633	26.847	23.812	30.894	215.1	11	1'41.701	23.303	26.035	23.145	29.218	218.7	
12	9'26.971	8'05.040	28.063	24.701	29.167		12	1'39.927	23.228	26.010	23.113	27.576	220.2	
13	1'39.637	23.233	26.227	22.876	27.301	224.9	13	1'58.876	P 23.474	26.485	23.617	45.300	218.5	
14	1'42.638	23.719	26.661	23.644	28.614	224.3	14	8'02.526	6'21.547	40.086	31.085	29.808		
							15	1'39.525	23.442	25.963	22.820	27.300	215.3	
							16	1'39.608	23.257	26.158	22.904	27.289	218.5	
							17	1'39.790	23.319	26.254	22.933	27.284	215.9	
6th	33	Enea BASTIANINI			Gresini Racing Team ITA									
		Runs=3	Total laps=15	Full laps=10										
1	2'34.060	1'09.543	27.761	25.174	31.582		1	2'34.060	1'09.543	27.761	25.174	31.582		
2	1'40.508	23.465	26.325	23.172	27.546	221.6	2	1'40.508	23.465	26.325	23.172	27.546	221.6	

Fastest Lap: John MCPHEE SAXOPRINT RTG GBR **1'39.364** 23.225 26.204 22.829 27.106

These data/results cannot be reproduced, stored and/or transmitted in whole or in part by any manner of electronic, mechanical, photocopying, recording, broadcasting or otherwise now known or herein after developed without the previous express consent by the copyright owner, except for reproduction in daily press and regular printed publications on sale to the public within 60 days of the event related to those data/results and always provided that copyright symbol appears together as follows below.
© DORNA, 2015



Qualifying

Moto3

Lap	Lap Time	T1	T2	T3	T4	Speed	Lap	Lap Time	T1	T2	T3	T4	Speed
3	1'43.819	26.163	26.700	23.261	27.695	216.6	4	1'39.957	23.315	26.314	22.959	27.369	226.1
4	1'42.625	24.324	26.449	24.332	27.520	222.2	5	1'43.136 P	23.713	26.549	23.012	29.862	224.1
5	1'40.377	23.442	26.197	23.251	27.487	220.1	6	5'25.354	4'07.561	27.126	23.212	27.455	
6	1'42.990 P	23.793	26.580	23.205	29.412	216.6	7	1'45.635	23.620	26.793	27.342	27.880	216.0
7	9'18.342	7'59.947	27.282	23.430	27.683		8	1'39.666	23.174	26.110	22.878	27.504	224.2
8	1'47.390	29.213	27.593	23.078	27.506	214.7	9	1'40.968	23.567	26.834	23.225	27.342	227.9
9	1'39.581	23.079	26.198	22.987	27.317	226.4	10	1'51.016	33.362	26.901	23.347	27.406	225.0
10	1'39.708	23.266	26.075	23.083	27.284	220.6	11	1'42.168	23.547	26.497	24.670	27.454	221.1
11	1'47.030 P	25.189	26.360	23.280	32.201	222.7	12	1'40.076	23.279	26.324	23.023	27.450	222.4
12	8'21.172	7'00.252	27.816	23.871	29.233		13	1'43.963 P	23.692	26.693	23.198	30.380	218.6
13	1'42.567	24.423	26.796	23.957	27.391	221.2	14	8'18.593	6'55.355	27.574	27.588	28.076	
14	1'41.648	23.188	26.718	23.730	28.012	223.8	15	1'40.914	24.246	26.329	23.104	27.235	220.1
15	1'39.598	23.200	26.125	22.984	27.289	217.9	16	1'40.028	23.199	26.352	23.106	27.371	223.6
							17	1'40.038	23.312	26.276	23.004	27.446	216.9

7th 23 Niccolò ANTONELLI Ongetta-Rivacold ITA
Runs=3 Total laps=17 Full laps=11

1	2'38.601	1'19.761	27.652	23.387	27.801	
2	1'40.565	23.576	26.344	23.076	27.569	216.6
3	1'40.710	23.386	26.359	23.224	27.741	221.3
4	1'40.235	23.484	26.296	23.094	27.361	218.5
5	1'44.454	26.095	27.311	23.257	27.791	222.1
6	1'40.233	23.444	26.282	23.067	27.440	220.2
7	1'43.256 P	24.697	26.577	23.225	28.757	212.5
8	6'02.034	4'30.499	37.696	25.733	28.106	
9	1'40.303	23.491	26.396	23.096	27.320	220.5
10	1'39.591	23.308	26.171	22.930	27.182	220.5
11	1'40.074	23.360	26.165	22.985	27.564	219.7
12	1'39.630	23.350	26.091	22.996	27.193	220.8
13	1'46.015 P	23.890	26.540	23.743	31.842	221.6
14	8'16.964	6'37.631	39.081	30.521	29.731	
15	1'42.263	24.763	26.889	23.139	27.472	223.0
16	1'40.804	23.839	26.565	22.945	27.455	219.7
unfinished		23.373	26.191	22.947		218.3

8th 98 Karel HANIKA Red Bull KTM Ajo CZE
Runs=3 Total laps=14 Full laps=9

1	3'08.804	1'49.935	27.635	23.321	27.913	
2	1'41.217	23.864	26.719	23.086	27.548	219.0
3	1'40.537	23.263	26.516	23.244	27.514	225.2
4	2'06.255 P	36.183	34.453	24.996	30.623	220.2
5	8'43.256	7'20.736	28.066	24.484	29.970	
6	1'40.628	23.471	26.288	23.118	27.751	218.7
7	1'40.332	23.457	26.289	23.036	27.550	215.4
8	1'41.382	23.531	26.367	23.081	28.403	216.0
9	1'40.343	23.428	26.245	23.036	27.634	216.8
10	1'47.582 P	24.939	27.386	23.598	31.659	214.7
11	9'49.850	8'27.542	27.470	24.982	29.856	
12	1'39.617	23.240	26.115	22.942	27.320	222.7
13	1'42.806	23.319	26.330	24.560	28.597	224.7
14	1'39.907	23.306	26.141	22.912	27.548	220.7

9th 41 Brad BINDER Red Bull KTM Ajo RSA
Runs=3 Total laps=17 Full laps=12

1	3'08.452	1'48.867	27.881	23.481	28.223	
2	1'40.309	23.452	26.368	23.081	27.408	219.7
3	1'40.341	23.319	26.348	23.326	27.348	223.1

10th 76 Hiroki ONO Leopard Racing JPN
Runs=3 Total laps=15 Full laps=10

1	3'00.522	1'32.685	35.032	24.753	28.052	
2	1'40.958	23.542	26.597	23.101	27.718	222.6
3	1'40.473	23.358	26.371	23.082	27.662	221.7
4	1'41.716	23.822	26.976	23.287	27.631	221.7
5	1'41.570	23.553	26.685	23.505	27.827	225.7
6	1'40.348	23.436	26.321	23.073	27.518	222.9
7	1'44.651 P	23.671	26.549	23.257	31.174	222.7
8	8'09.968	6'48.199	28.945	24.458	28.366	
9	1'41.636	23.544	26.784	23.334	27.974	219.1
10	1'40.346	23.386	26.284	23.116	27.560	217.2
11	1'44.250 P	23.677	26.669	23.268	30.636	224.0
12	9'05.856	7'34.561	34.276	26.422	30.597	
13	1'40.575	23.356	26.404	23.356	27.459	226.7
14	1'39.770	23.110	26.155	22.991	27.514	225.0
15	1'39.668	23.273	26.238	22.895	27.262	223.6

11th 20 Fabio QUARTARAR Estrella Galicia 0,0 FRA
Runs=3 Total laps=16 Full laps=11

1	3'06.728	1'43.523	30.205	24.296	28.704	
2	1'41.032	23.513	26.477	23.454	27.588	218.3
3	1'40.366	23.479	26.261	23.048	27.578	217.1
4	1'39.949	23.379	26.251	22.956	27.363	217.4
5	1'40.104	23.341	26.273	22.990	27.500	220.3
6	1'43.719 P	23.634	26.960	23.567	29.558	216.6
7	5'48.691	4'29.681	27.450	23.407	28.153	
8	1'43.026 *	23.584	26.186	25.229	28.027*	221.6
9	1'39.879 *	23.303	26.096	23.093	27.387*	220.8
10	1'39.980	23.300	26.225	23.057	27.398	220.1
11	1'40.110	23.329	26.272	23.079	27.430	219.7
12	1'51.881 P	27.086	28.473	24.076	32.246	219.2
13	9'30.768	8'00.314	37.470	24.957	28.027	
14	1'39.861	23.419	26.150	22.953	27.339	215.0
15	1'39.686	23.201	26.187	22.971	27.327	216.5
16	1'39.925	23.278	26.173	22.989	27.485	216.0

12th 84 Jakub KORNFEIL Drive M7 SIC CZE
Runs=4 Total laps=17 Full laps=10

1	3'09.156	1'49.790	27.869	23.477	28.020	
2	1'40.006	23.456	26.314	22.916	27.320	221.9

Fastest Lap: John MCPHEE SAXOPRINT RTG GBR **1'39.364** 23.225 26.204 22.829 27.106

These data/results cannot be reproduced, stored and/or transmitted in whole or in part by any manner of electronic, mechanical, photocopying, recording, broadcasting or otherwise now known or herein after developed without the previous express consent by the copyright owner, except for reproduction in daily press and regular printed publications on sale to the public within 60 days of the event related to those data/results and always provided that copyright symbol appears together as follows below.
© DORNA, 2015

Qualifying

Moto3

Lap	Lap Time	T1	T2	T3	T4	Speed	Lap	Lap Time	T1	T2	T3	T4	Speed	
3	1'39.799	23.219	26.170	23.016	27.394	220.9	15th 16	Andrea MIGNO		SKY Racing Team VR ITA				
4	1'39.851	23.384	26.162	22.947	27.358	220.6		Runs=3	Total laps=13	Full laps=8				
5	1'44.290	P 24.232	26.548	23.128	30.382	219.8		1	3'06.670	1'46.135	27.696	24.307	28.532	
6	7'09.979	5'46.776	27.654	24.757	30.792			2	1'41.599	23.853	26.356	23.691	27.699	214.7
7	1'40.941	* 23.642	26.454	22.946	27.899*	216.7		3	1'41.550	23.667	26.422	23.699	27.762	224.0
8	1'40.289	* 23.401	26.190	23.056	27.642*	219.1		4	1'41.955	23.593	26.613	23.648	28.101	220.3
9	1'42.092	P 23.485	26.190	23.144	29.273	219.3		5	1'46.508	P 24.553	26.803	24.098	31.054	217.1
10	2'01.146	43.977	26.551	23.043	27.575			6	8'51.133	7'16.529	41.441	25.409	27.754	
11	1'39.763	23.303	26.100	22.939	27.421	220.6		7	1'40.994	23.440	26.448	23.349	27.757	220.5
12	1'44.189	P 23.867	26.709	23.691	29.922	216.3		8	1'40.167	23.584	26.276	23.021	27.286	218.2
13	6'45.113	5'27.139	27.219	23.172	27.583			9	1'40.593	23.351	26.252	23.328	27.662	221.8
14	1'39.986	23.397	26.157	23.014	27.418	214.6		10	1'45.536	P 23.511	26.957	24.607	30.461	221.7
15	1'39.898	23.348	26.121	22.912	27.517	215.9		11	11'48.297	10'26.555	30.057	23.815	27.870	
16	1'52.099	31.366	28.478	24.570	27.685	215.8		12	1'39.952	23.492	26.239	22.947	27.274	217.3
17	1'39.820	23.425	26.042	22.913	27.440	215.9		13	1'40.124	23.316	26.309	23.045	27.454	223.9
13th 32	Isaac VIÑALES		RBA Racing Team SPA					16th 8	Nicolò BULEGA		SKY Racing Team VR ITA			
	Runs=3	Total laps=15	Full laps=10						Runs=3	Total laps=12	Full laps=6			
1	2'59.843	1'40.869	27.338	23.837	27.799		1		3'28.213	1'53.669	43.137	23.585	27.822	
2	1'40.598	23.568	26.443	23.089	27.498	217.1	2		1'40.799	23.627	26.483	23.167	27.522	216.2
3	1'39.998	23.362	26.184	22.933	27.519	217.3	3		1'40.816	23.596	26.418	23.218	27.584	218.7
4	1'40.987	23.504	26.472	23.160	27.851	217.7	4		1'40.507	23.451	26.399	23.163	27.494	218.7
5	1'44.996	P 24.003	26.726	23.385	30.882	212.3	5		1'40.591	* 23.50*	26.337	23.137	27.613	216.9
6	8'59.363	7'36.038	31.717	23.398	28.210		6		1'45.841	P 24.785	26.953	23.406	30.697	217.1
7	1'40.355	* 23.508	26.375	23.032	27.440*	214.6	7		6'50.598	5'18.741	39.574	24.589	27.694	
8	1'40.195	* 23.467	26.213	22.942	27.573*	217.3	8		1'40.181	23.470	26.430	23.054	27.227	219.1
9	1'46.503	23.687	31.863	23.454	27.499	216.0	9		1'39.964	23.340	26.208	23.132	27.284	223.8
10	1'40.365	23.485	26.337	23.029	27.514	215.6	10		1'44.811	P 23.796	26.575	23.603	30.837	224.0
11	1'44.574	P 23.603	26.436	23.129	31.406	216.2	11		13'30.566	12'12.103	27.852	23.156	27.455	
12	8'14.633	6'33.453	39.947	31.007	30.226				unfinished	23.577				219.3
13	1'40.010	23.476	26.251	22.932	27.351	218.1								
14	1'39.763	23.376	26.116	22.831	27.440	216.6								
15	1'40.061	23.491	26.259	22.865	27.446	214.7								
14th 65	Philipp OETTL		Schedl GP Racing GER				17th 95	Jules DANILLO		Ongetta-Rivacold FRA				
	Runs=3	Total laps=18	Full laps=13					Runs=3	Total laps=17	Full laps=12				
1	1'46.110	27.297	27.391	23.559	27.863			1	2'41.231	1'20.989	28.361	23.990	27.891	
2	1'42.327	24.054	27.128	23.502	27.643	214.6		2	1'40.987	23.599	26.433	23.340	27.615	220.3
3	1'41.209	23.876	26.583	23.306	27.444	215.9		3	1'41.060	23.353	26.560	23.317	27.830	224.7
4	1'40.867	23.491	26.449	23.310	27.617	218.9		4	1'41.438	23.672	26.630	23.347	27.789	217.4
5	1'40.799	23.451	26.507	23.250	27.591	223.1		5	1'41.556	23.709	26.426	23.319	28.102	219.1
6	1'45.463	P 24.237	27.187	23.848	30.191	219.5		6	1'40.956	23.452	26.431	23.332	27.741	226.7
7	7'05.545	5'47.603	27.068	23.206	27.668			7	1'46.473	P 23.716	27.037	23.837	31.883	218.9
8	1'40.169	23.285	26.248	23.245	27.391	219.6		8	4'47.295	3'27.776	28.066	23.609	27.844	
9	1'40.239	* 23.389	26.334	23.086	27.430*	217.1		9	1'41.178	23.534	26.537	23.399	27.708	215.2
10	1'43.612	25.942	27.094	23.123	27.453	220.5		10	1'41.046	23.530	26.462	23.408	27.646	216.1
11	1'40.155	23.290	26.262	23.181	27.422	220.5		11	1'41.565	23.505	26.609	23.491	27.960	216.3
12	1'40.063	23.293	26.256	23.060	27.454	217.8		12	1'44.735	23.671	29.257	23.748	28.059	216.2
13	1'45.552	P 25.286	26.744	23.338	30.184	215.8		13	1'44.447	P 23.512	26.577	23.322	31.036	218.1
14	6'55.868	5'38.455	26.754	23.136	27.523			14	9'18.989	7'43.742	38.498	27.298	29.451	
15	1'39.926	23.241	26.191	22.977	27.517	217.0		15	1'40.702	23.749	26.587	23.113	27.253	225.9
16	1'39.920	23.304	26.147	23.051	27.418	217.4		16	1'40.006	23.290	26.174	23.172	27.370	225.0
17	1'40.122	23.327	26.298	23.093	27.404	216.7	17	1'41.306	23.635	26.746	23.262	27.663	230.6	
18	1'40.392	23.392	26.445	23.110	27.445	216.0								
Fastest Lap:	John MCPHEE	SAXOPRINT RTG		GBR	1'39.364	23.225	26.204	22.829	27.106					

These data/results cannot be reproduced, stored and/or transmitted in whole or in part by any manner of electronic, mechanical, photocopying, recording, broadcasting or otherwise now known or herein after developed without the previous express consent by the copyright owner, except for reproduction in daily press and regular printed publications on sale to the public within 60 days of the event related to those data/results and always provided that copyright symbol appears together as follows below.
© DORNA, 2015

Official MotoGP Timing by TISSOT
www.motogp.com

Cheste, Saturday, November 07, 2015

Page 3 of 6



Qualifying

Moto3

Lap	Lap Time	T1	T2	T3	T4	Speed	Lap	Lap Time	T1	T2	T3	T4	Speed
4	1'40.530	23.439	26.377	23.048	27.666	215.1	6	1'53.130	P 32.207	27.482	23.320	30.121	220.1
5	1'42.246	23.737	26.882	23.700	27.927	215.6	7	5'48.594	4'28.265	27.880	23.914	28.535	
6	1'40.217	23.488	26.218	22.987	27.524	217.5	8	1'43.413	24.935	27.063	23.528	27.887	220.5
7	1'40.484	23.452	26.325	23.113	27.594	214.2	9	1'40.071	23.280	26.276	23.166	27.349	219.0
8	1'44.211	P 23.475	26.598	23.311	30.827	214.3	10	1'40.175	23.336	26.293	23.186	27.360	219.8
9	6'04.804	4'43.515	28.951	24.115	28.223		11	1'41.570	23.653	26.742	23.335	27.840	219.5
10	1'40.310	23.332	26.331	22.985	27.662	216.3	12	1'40.328	23.417	26.341	23.142	27.428	217.5
11	1'40.179	* 23.373	26.217	23.002	27.587*	215.2	13	1'46.220	P 24.054	26.715	23.449	32.002	222.4
12	1'45.461	P 23.778	26.784	23.620	31.279	214.7	14	7'58.209	6'33.004	29.083	24.748	31.374	
13	9'05.999	7'32.816	36.470	27.166	29.547		15	1'43.415	23.547	26.944	24.533	28.391	217.5
14	1'40.153	23.477	26.313	22.944	27.419	220.7	16	1'40.626	23.390	26.477	23.058	27.701	217.5
15	1'40.013	23.249	26.239	23.021	27.504	222.2	17	1'40.618	23.553	26.417	23.056	27.592	214.8
16	1'43.522	23.703	28.166	23.485	28.168	226.2							

19th 21 Francesco BAGNAI MAPFRE Team MAHI ITA

Runs=3	Total laps=14	Full laps=9				
1	2'34.308	1'10.722	29.193	23.962	30.431	
2	1'41.262	23.609	26.427	23.231	27.995	220.1
3	1'40.801	23.517	26.368	23.209	27.707	216.8
4	1'40.923	23.564	26.342	23.249	27.768	214.7
5	1'45.943	26.573	26.833	23.477	29.060	212.5
6	1'42.370	P 23.554	26.364	23.199	29.253	221.0
7	5'56.160	4'35.167	28.857	23.762	28.374	
8	1'41.435	* 23.510	26.297	23.077	28.551*	214.7
9	1'40.116	* 23.335	26.309	23.071	27.401*	221.6
10	1'45.156	P 23.510	26.398	25.950	29.298	225.9
11	13'24.405	11'36.931	41.142	35.772	30.560	
12	1'40.220	23.559	26.065	23.146	27.450	222.2
13	1'40.014	23.308	26.188	22.966	27.552	224.2
14	1'40.455	23.361	26.252	23.056	27.786	222.0

20th 10 Alexis MASBOU SAXOPRINT RTG FRA

Runs=3	Total laps=15	Full laps=10				
1	2'40.394	1'15.341	31.753	25.221	28.079	
2	1'41.711	23.685	26.976	23.361	27.689	222.2
3	1'41.533	23.637	26.492	23.400	28.004	218.3
4	1'41.121	23.731	26.446	23.226	27.718	217.9
5	1'40.778	23.399	26.523	23.253	27.603	221.7
6	1'40.530	23.368	26.315	23.297	27.550	220.5
7	1'44.474	P 23.745	26.957	24.057	29.715	217.5
8	7'40.457	6'13.980	30.410	27.980	28.087	
9	1'40.431	23.395	26.503	23.050	27.483	221.4
10	1'40.063	23.326	26.364	23.016	27.357	219.6
11	1'44.915	P 23.650	26.726	23.837	30.702	223.2
12	9'36.307	8'13.644	28.460	24.046	30.157	
13	2'02.519	23.702	26.745	41.411	30.661	215.0
14	1'41.482	23.385	27.078	23.212	27.807	223.2
15	1'40.599	23.429	26.411	23.183	27.576	218.8

21st 63 Zulfahmi KHAIRUD Drive M7 SIC MAL

Runs=3	Total laps=17	Full laps=12				
1	2'39.540	1'20.160	27.699	23.697	27.984	
2	1'40.752	23.567	26.477	23.065	27.643	219.3
3	1'40.228	23.362	26.390	22.905	27.571	219.7
4	1'40.949	23.459	26.383	23.525	27.582	222.5
5	1'40.241	23.283	26.281	23.257	27.420	224.0

22nd 6 Maria HERRERA Husqvarna Factory La SPA

Runs=3	Total laps=17	Full laps=12				
1	2'40.512	1'20.703	27.770	24.033	28.006	
2	1'42.227	23.734	26.947	23.720	27.826	224.3
3	1'41.018	23.585	26.331	23.272	27.830	220.6
4	1'41.211	23.690	26.438	23.338	27.745	223.8
5	1'41.056	23.598	26.384	23.371	27.703	223.3
6	1'41.583	23.468	26.453	23.243	28.419	222.5
7	1'45.903	P 23.794	27.266	23.416	31.427	218.6
8	4'26.741	3'04.833	27.396	24.069	30.443	
9	1'40.437	23.548	26.327	23.132	27.430	221.6
10	1'40.380	23.602	26.276	23.066	27.436	214.1
11	1'40.705	23.721	26.280	23.111	27.593	217.7
12	1'41.067	23.603	26.393	23.229	27.842	215.3
13	1'44.563	P 24.239	26.590	23.438	30.296	215.0
14	9'39.076	8'03.325	34.680	33.222	27.849	
15	1'40.324	23.395	26.241	23.076	27.612	220.6
16	1'41.065	23.438	26.696	23.258	27.673	218.3
17	1'41.299	23.724	26.588	23.250	27.737	216.1

23rd 48 Lorenzo DALLA PO Husqvarna Factory La ITA

Runs=3	Total laps=18	Full laps=13				
1	3'08.878	1'49.034	27.803	23.639	28.402	
2	1'41.067	23.663	26.630	23.141	27.633	223.8
3	1'40.950	23.563	26.668	23.194	27.525	221.6
4	1'41.544	23.913	26.753	23.215	27.663	224.1
5	1'40.856	23.520	26.589	23.107	27.640	220.9
6	1'41.146	23.628	26.519	23.234	27.765	216.1
7	1'44.736	P 24.128	27.307	23.968	29.333	215.3
8	3'41.190	2'22.336	27.125	23.738	27.991	
9	1'42.115	23.662	26.692	23.788	27.973	214.3
10	1'41.019	23.720	26.380	23.541	27.378	217.9
11	1'42.658	23.616	26.578	24.550	27.914	225.2
12	1'41.329	* 23.688	26.648	23.212	27.781*	215.1
13	1'41.086	23.631	26.532	23.208	27.715	214.9
14	1'48.291	P 26.821	27.026	23.453	30.991	215.3
15	8'15.317	6'36.649	37.849	30.961	29.858	
16	1'40.809	23.846	26.326	23.134	27.503	220.5
17	1'40.359	23.322	26.496	23.043	27.498	226.4
18	1'41.074	23.413	26.470	23.660	27.531	229.7

Fastest Lap: John MCPHEE SAXOPRINT RTG GBR 1'39.364 23.225 26.204 22.829 27.106

These data/results cannot be reproduced, stored and/or transmitted in whole or in part by any manner of electronic, mechanical, photocopying, recording, broadcasting or otherwise now known or herein after developed without the previous express consent by the copyright owner, except for reproduction in daily press and regular printed publications on sale to the public within 60 days of the event related to those data/results and always provided that copyright symbol appears together as follows below.
© DORNA, 2015

Official MotoGP Timing by TISSOT
www.motogp.com

Cheste, Saturday, November 07, 2015

Page 4 of 6



Qualifying

Moto3

Lap	Lap Time	T1	T2	T3	T4	Speed	Lap	Lap Time	T1	T2	T3	T4	Speed	
24th	88	Jorge MARTIN MAPFRE Team MAHI SPA						27th	4	Fabio DI GIANNANT Gresini Racing Team ITA				
		Runs=3	Total laps=14	Full laps=9					Runs=3	Total laps=13	Full laps=8			
1	2'34.955	1'10.787	28.032	24.073	32.063		1	2'34.540	1'11.936	28.084	24.087	30.433		
2	1'40.959	23.496	26.468	23.265	27.730	216.0	2	1'41.405	23.576	26.368	23.509	27.952	220.1	
3	1'40.921	23.504	26.408	23.298	27.711	218.1	3	1'41.178	23.708	26.303	23.452	27.715	215.8	
4	1'45.466	24.857	26.631	25.918	28.060	214.2	4	1'44.278	23.527	28.276	24.789	27.686	220.2	
5	1'40.700	23.436	26.420	23.139	27.705	218.0	5	1'41.577	23.557	26.508	23.458	28.054	218.4	
6	1'42.929 P	23.981	26.411	23.216	29.321	215.3	6	1'45.118 P	23.647	28.125	23.296	30.050	217.1	
7	5'57.511	4'34.164	27.637	24.902	30.808		7	9'15.118	7'56.408	27.437	23.517	27.756		
8	1'40.773	23.554	26.386	23.134	27.699	217.2	8	1'47.467	27.297	29.286	23.316	27.568	224.1	
9	1'40.380	23.375	26.323	23.142	27.540	218.3	9	1'40.552	23.376	26.261	23.344	27.571	223.8	
10	1'43.075 P	23.399	26.383	23.459	29.834	218.5	10	1'41.354 *	23.604	26.544	23.380*	27.826	222.5	
11	13'19.587	11'40.080	38.670	32.337	28.500		11	1'45.595 P	24.556	26.596	23.290	31.153	216.0	
12	1'41.571	23.636	26.489	23.395	28.051	216.2	12	8'18.928	6'58.669	27.724	24.002	28.533		
13	1'44.416	26.528	26.684	23.366	27.838	213.6	13	1'43.420	23.749	27.659	24.552	27.460	214.4	
14	1'41.038 *	23.668	26.460	23.435	27.475*	223.7								
25th	11	Livio LOI RW Racing GP BEL						28th	40	Darryn BINDER Outox Reset Drink Te RSA				
		Runs=3	Total laps=17	Full laps=12					Runs=4	Total laps=15	Full laps=9			
1	2'35.872	1'11.782	28.817	24.279	30.994		1	2'42.716	1'22.476	28.492	23.559	28.189		
2	1'42.310	23.941	26.965	23.502	27.902	223.6	2	1'41.574	23.582	26.888	23.092	28.012	216.9	
3	1'41.995	23.790	26.706	23.373	28.126	220.2	3	1'40.906	23.414	26.448	23.303	27.741	217.5	
4	1'41.644	23.638	26.819	23.413	27.774	222.0	4	1'40.588	23.492	26.502	22.970	27.624	217.5	
5	1'41.426	23.612	26.616	23.476	27.722	220.2	5	1'40.726	23.753	26.388	22.959	27.626	220.0	
6	1'41.722	24.171	26.580	23.200	27.771	218.6	6	1'41.587	23.613	26.558	23.623	27.793	225.5	
7	1'50.579 P	29.146	27.257	23.582	30.594	217.5	7	1'43.413 P	23.458	26.648	23.384	29.923	220.1	
8	5'55.638	4'20.923	42.221	24.667	27.827		8	7'00.069	5'40.451	27.436	23.750	28.432		
9	1'40.952	23.580	26.497	23.171	27.704	220.1	9	1'41.892	23.762	26.703	23.465	27.962	212.9	
10	1'41.073	23.608	26.562	23.184	27.719	220.3	10	1'41.464 *	23.741	26.566	23.228	27.929*	214.0	
11	1'40.764	23.590	26.468	23.133	27.573	219.5	11	1'46.514 P	23.595	27.046	23.735	32.138	213.4	
12	1'44.416 P	23.670	26.443	23.241	31.062	219.3	12	9'28.415 P	8'01.855	29.431	24.150	32.979		
13	8'40.118	7'22.161	27.094	23.288	27.575		13	2'26.113	1'03.085	29.356	24.344	29.328		
14	1'40.608	23.579	26.373	23.093	27.563	217.1	14	1'42.118	23.592	27.059	23.470	27.997	214.2	
15	1'49.148	24.094	30.002	26.563	28.489	219.0	15	1'41.076	23.524	26.534	23.153	27.865	216.4	
16	1'40.664	23.552	26.443	23.173	27.496	219.5								
17	1'40.496	23.497	26.383	23.129	27.487	221.0								
26th	29	Stefano MANZI San Carlo Team Italia ITA						29th	96	Manuel PAGLIANI San Carlo Team Italia ITA				
		Runs=4	Total laps=16	Full laps=10					Runs=3	Total laps=19	Full laps=14			
1	2'33.427	1'04.881	30.241	26.713	31.592		1	2'35.608	1'14.619	28.275	23.658	29.056		
2	1'42.232	24.035	26.715	23.333	28.149	212.3	2	1'41.052	23.696	26.385	23.205	27.766	217.4	
3	1'41.403	23.597	26.470	23.475	27.861	219.7	3	1'41.239	23.601	26.407	23.364	27.867	220.3	
4	1'42.723	23.676	27.501	23.438	28.108	218.3	4	1'41.619	23.574	26.458	23.645	27.942	218.7	
5	1'43.397	23.590	26.946	24.733	28.128	219.5	5	1'45.506	23.792	30.467	23.286	27.961	216.1	
6	1'43.702 P	23.967	26.480	23.142	30.113	221.2	6	1'41.066	23.620	26.416	23.255	27.775	216.6	
7	6'12.692	4'49.359	28.033	24.320	30.980		7	1'46.538 P	24.004	26.718	24.354	31.462	216.5	
8	1'41.947 *	23.766	26.456	23.779	27.946*	212.0	8	4'28.480	3'04.182	28.239	24.172	31.887		
9	1'40.795 *	23.535	26.323	23.135	27.802*	216.9	9	1'41.681	23.920	26.391	23.380	27.990	213.9	
10	1'40.897	23.533	26.349	23.174	27.841	216.8	10	1'41.320 *	23.532	26.565	23.516	27.707*	219.6	
11	1'40.535	23.680	26.329	23.070	27.456	216.9	11	1'41.573	24.010	26.601	23.191	27.771	222.7	
12	1'47.569 P	24.366	27.078	25.481	30.644	221.9	12	1'41.193	23.654	26.420	23.477	27.642	215.1	
13	8'52.746 P	7'20.610	29.509	27.188	35.439		13	1'40.619	23.435	26.315	23.110	27.759	217.8	
14	2'13.753	48.276	28.284	27.592	29.601		14	1'45.176 P	24.034	26.582	23.635	30.925	217.0	
15	1'40.863	23.408	26.426	23.156	27.873	220.4	15	6'47.598	5'28.794	27.472	23.296	28.036		
16	1'40.687	23.468	26.396	23.236	27.587	216.8	16	1'41.169	23.754	26.458	23.189	27.768	214.2	
							17	1'40.634	23.451	26.221	23.227	27.735	214.7	
							18	1'40.974	23.699	26.355	23.121	27.799	213.2	
							19	1'41.216	23.730	26.412	23.203	27.871	211.3	

Fastest Lap: John MCPHEE SAXOPRINT RTG GBR **1'39.364** 23.225 26.204 22.829 27.106

These data/results cannot be reproduced, stored and/or transmitted in whole or in part by any manner of electronic, mechanical, photocopying, recording, broadcasting or otherwise now known or herein after developed without the previous express consent by the copyright owner, except for reproduction in daily press and regular printed publications on sale to the public within 60 days of the event related to those data/results and always provided that copyright symbol appears together as follows below.
© DORNA, 2015



Qualifying

Moto3

Lap	Lap Time	T1	T2	T3	T4	Speed	Lap	Lap Time	T1	T2	T3	T4	Speed	
30th	58	Juanfran GUEVARA MAPFRE Team MAHI SPA						15	1'41.041	23.427	26.350	23.218	28.046	217.5
		Runs=3	Total laps=18	Full laps=13										
1	2'35.282	1'11.372	29.601	24.243	30.066									
2	1'41.154	23.561	26.525	23.325	27.743	218.7								
3	1'41.259	23.571	26.552	23.291	27.845	219.9								
4	1'41.566 *	23.477	26.647	23.515	27.927*	218.5								
5	1'46.231	25.889	28.988	23.402	27.952	219.7								
6	1'42.918	23.718	27.430	23.586	28.184	218.3								
7	1'45.259 P	23.769	26.804	23.635	31.051	219.5								
8	4'31.434	3'12.217	27.427	23.709	28.081									
9	1'58.455	23.622	27.108	39.766	27.959	215.1								
10	1'42.221	23.727	26.655	23.540	28.299	215.3								
11	1'41.648	23.587	26.631	23.722	27.708	214.2								
12	1'41.200	23.440	26.440	23.419	27.901	216.2								
13	1'41.259	23.462	26.490	23.321	27.986	214.1								
14	1'45.443 P	24.117	27.225	23.709	30.392	213.2								
15	7'16.720	5'50.735	30.284	24.728	30.973									
16	1'59.692	29.599	29.064	32.801	28.228	213.6								
17	1'40.974	23.357	26.424	23.465	27.728	219.3								
18	1'40.674	23.470	26.407	23.080	27.717	219.3								
31st	22	Ana CARRASCO RBA Racing Team SPA												
		Runs=3	Total laps=16	Full laps=11										
1	3'01.408	1'41.297	28.013	24.094	28.004									
2	1'42.065	23.805	26.919	23.511	27.830	216.9								
3	1'41.784	23.706	26.714	23.494	27.870	217.9								
4	1'42.290	23.831	27.018	23.456	27.985	215.5								
5	1'41.813	23.707	26.942	23.418	27.746	216.0								
6	1'44.299 P	23.838	26.892	23.554	30.015	215.7								
7	7'08.928	5'41.618	31.611	27.054	28.645									
8	1'42.301	24.126	26.726	23.866	27.583	217.3								
9	1'42.406	23.996	26.863	23.749	27.798	223.4								
10	1'41.655	23.641	26.698	23.471	27.845	221.1								
11	1'41.597	23.581	26.702	23.540	27.774	218.5								
12	1'46.109 P	23.742	26.533	23.801	32.033	222.1								
13	7'54.584	6'26.503	33.236	24.918	29.927									
14	1'46.385	23.828	26.910	24.015	31.632	212.7								
15	1'41.629	23.670	26.803	23.458	27.698	217.3								
16	1'40.795	23.541	26.376	23.259	27.619	216.8								
32nd	2	Remy GARDNER CIP AUS												
		Runs=3	Total laps=15	Full laps=10										
1	2'39.661	1'14.650	32.772	23.910	28.329									
2	1'41.117	23.670	26.533	23.183	27.731	216.5								
3	1'43.199	23.740	26.640	23.953	28.866	216.9								
4	1'41.204	23.735	26.469	23.199	27.801	218.2								
5	1'41.208	23.652	26.436	23.151	27.969	220.3								
6	1'41.166	23.576	26.581	23.365	27.644	224.1								
7	1'47.477 P	23.606	28.430	24.314	31.127	216.0								
8	5'51.010	4'28.206	29.910	24.282	28.612									
9	1'41.134	23.571	26.403	23.362	27.798	215.2								
10	1'41.045	23.475	26.394	23.316	27.860	222.1								
11	1'44.269 P	23.473	26.451	23.510	30.835	214.9								
12	11'33.840	9'55.880	36.063	30.130	31.767									
13	1'42.784	23.764	26.495	23.330	29.195	214.0								
14	1'46.856	28.037	26.816	24.201	27.802	216.2								
33rd	19	Alessandro TONUC Outox Reset Drink Te ITA												
		Runs=3	Total laps=16	Full laps=11										
1	2'33.837	1'11.711	28.305	24.277	29.544									
2	1'42.026	23.934	26.529	23.448	28.115	212.2								
3	1'41.407	23.960	26.371	23.315	27.761	219.1								
4	1'41.835	23.801	26.608	23.402	28.024	219.3								
5	1'48.297	24.033	26.975	28.657	28.632	212.0								
6	1'41.367	23.705	26.520	23.399	27.743	214.7								
7	1'45.674 P	24.121	26.983	23.699	30.871	216.9								
8	7'38.412	6'08.105	29.545	30.496	30.266									
9	1'41.645	23.781	26.634	23.306	27.924	214.7								
10	1'42.211	24.196	26.596	23.634	27.785	214.1								
11	1'45.433 P	24.208	27.075	23.869	30.281	210.4								
12	8'36.918	7'17.537	28.253	23.455	27.673									
13	1'40.713 *	23.543	26.365	23.233	27.572*	215.6								
14	1'42.547	23.859	27.368	23.654	27.666	216.0								
15	1'41.114	23.703	26.479	23.304	27.628	215.5								
16	1'41.063	23.651	26.454	23.255	27.703	215.6								
34th	24	Tatsuki SUZUKI CIP JPN												
		Runs=4	Total laps=13	Full laps=7										
1	2'40.021	1'20.390	27.783	23.748	28.100									
	unfinished	23.601				217.9								
2	16'01.911		31.238	24.773	30.262									
3	1'41.914	24.412	26.744	23.208	27.550	207.8								
4	1'42.490	24.013	26.774	23.483	28.220	221.0								
5	1'41.271	23.801	26.601	23.137	27.732	212.8								
6	1'41.162	23.696	26.492	23.193	27.781	213.5								
7	1'46.827 P	24.004	26.701	23.627	32.495	214.6								
8	6'57.309	5'36.132	27.439	23.611	30.127									
9	2'18.363	57.948	28.728	23.546	28.141									
10	1'41.450	23.733	26.457	23.333	27.927	210.2								
11	1'41.674	23.749	26.602	23.420	27.903	210.5								
12	1'41.460	23.734	26.517	23.259	27.950	210.1								
35th	91	Gabriel RODRIGO RBA Racing Team ARG												
		Runs=3	Total laps=13	Full laps=7										
1	3'03.327	1'34.419	31.032	27.235	30.641									
2	1'45.820	24.822	27.874	24.948	28.176	214.6								
3	1'43.403	24.157	27.279	23.914	28.053	217.1								
4	1'50.995 P	25.327	27.808	24.825	33.035	218.2								
5	7'12.513	5'51.602	27.992	24.405	28.514									
6	1'43.969	24.173	26.937	23.627	29.232	213.2								
7	1'42.469 *	24.236	26.685	23.616	27.932*	214.5								
8	1'41.515 *	23.687	26.579	23.516	27.733*	217.9								
9	1'48.288 P	24.452	27.492	23.985	32.359	220.2								
10	12'55.624	11'14.882	37.870	32.237	30.635									
11	1'42.638	23.923	26.865	23.676	28.174	218.9								
12	1'42.517	23.915	26.850	23.898	27.854	216.2								
13	2'09.002	P	24.624	33.783		222.4								

Fastest Lap: John MCPHEE SAXOPRINT RTG GBR **1'39.364** 23.225 26.204 22.829 27.106

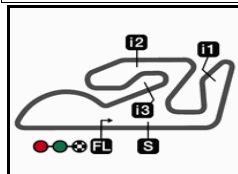
These data/results cannot be reproduced, stored and/or transmitted in whole or in part by any manner of electronic, mechanical, photocopying, recording, broadcasting or otherwise now known or herein after developed without the previous express consent by the copyright owner, except for reproduction in daily press and regular printed publications on sale to the public within 60 days of the event related to those data/results and always provided that copyright symbol appears together as follows below.
© DORNA, 2015

Official MotoGP Timing by TISSOT
www.motogp.com

Cheste, Saturday, November 07, 2015

Page 6 of 6





4005 m.

GP MOTUL DE LA COMUNITAT VALENCIANA

Provisional Starting Grid

Race : 24 laps = 96.12 km

1

3
1'39.463
7 Efen VAZQUEZ
Honda

2

1'39.450
5 Romano FENATI
KTM

1

1'39.364
17 John MCPHEE
Honda

2

6
1'39.581
33 Enea BASTIANINI
Honda

5

1'39.525
9 Jorge NAVARRO
Honda

4

1'39.503
44 Miguel OLIVEIRA
KTM

3

9
1'39.666
41 Brad BINDER
KTM

8

1'39.617
98 Karel HANIKA
KTM

7

1'39.591
23 Niccolò ANTONELLI
Honda

4

12
1'39.763
84 Jakub KORNFEIL
KTM

11

1'39.686
20 Fabio QUARTARARO
Honda

10

1'39.668
76 Hiroki ONO
Honda

5

15
1'39.952
16 Andrea MIGNO
KTM

14

1'39.920
65 Philipp OETTL
KTM

13

1'39.763
32 Isaac VINALES
KTM

6

18
1'40.013
52 Danny KENT
Honda

17

1'40.006
95 Jules DANILO
Honda

16

1'39.964
8 Nicolò BULEGA
KTM

7

21
1'40.071
63 Zulfahmi KHAIRUDDIN
KTM

20

1'40.063
10 Alexis MASBOU
Honda

19

1'40.014
21 Francesco BAGNAIA
Mahindra

8

24
1'40.380
88 Jorge MARTIN
Mahindra

23

1'40.359
48 Lorenzo DALLA PORTA
Husqvarna

22

1'40.324
6 Maria HERRERA
Husqvarna

Race Direction grid penalty for rider #11, #29, #91

The results are provisional until the end of the limit for protest and appeals and until the ratification of the Event Management Committee.

Time limit for protest expires 60' at the latest after publication of the results - Mr. Time:

These data/results cannot be reproduced, stored and/or transmitted in whole or in part by any manner of electronic, mechanical, photocopying, recording, broadcasting or otherwise now known or herein after developed without the previous express consent by the copyright owner, except for reproduction in daily press and regular printed publications on sale to the public within 60 days of the event related to those data/results and always provided that copyright symbol appears together as follows below.

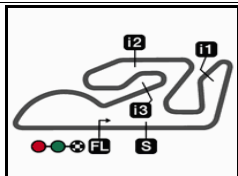
© DORNA, 2015

Official MotoGP Timing by TISSOT
www.motogp.com

Cheste, Saturday, November 07, 2015

Page 1 of 2





4005 m.

GP MOTUL DE LA COMUNITAT VALENCIANA

Provisional Starting Grid

Race : 24 laps = 96.12 km

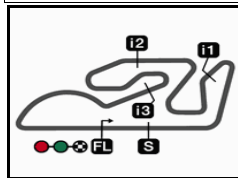
9	27 1'40.619 96 Manuel PAGLIANI Mahindra	26 1'40.588 40 Darryn BINDER Mahindra	25 1'40.552 4 Fabio DI GIANNANTONIO Honda
10	30 1'40.674 58 Juanfran GUEVARA Mahindra	29 1'40.535 29 Stefano MANZI Mahindra	28 1'40.496 11 Livio LOI Honda
11	33 1'41.063 19 Alessandro TONUCCI Mahindra	32 1'41.041 2 Remy GARDNER Mahindra	31 1'40.795 22 Ana CARRASCO KTM
12		35 1'42.517 91 Gabriel RODRIGO KTM	34 1'41.162 24 Tatsuki SUZUKI Mahindra

Race Direction grid penalty for rider #11, #29, #91

The results are provisional until the end of the limit for protest and appeals and until the ratification of the Event Management Committee.
 Time limit for protest expires 60' at the latest after publication of the results - Mr. Time:

These data/results cannot be reproduced, stored and/or transmitted in whole or in part by any manner of electronic, mechanical, photocopying, recording, broadcasting or otherwise now known or herein after developed without the previous express consent by the copyright owner, except for reproduction in daily press and regular printed publications on sale to the public within 60 days of the event related to those data/results and always provided that copyright symbol appears together as follows below.
 © DORNA, 2015





4005 m.

GP MOTUL DE LA COMUNITAT VALENCIANA

After the Qualifying

Event Best Maximum Speed



Rider	Nation Team	Motorcycle	Km/h	
95 Jules DANILO	FRA Ongetta-Rivacold	HONDA	230.6	Qualifying
48 Lorenzo DALLA PORTA	ITA Husqvarna Factory Laglisse	HUSQVARNA	229.7	Qualifying
76 Hiroki ONO	JPN Leopard Racing	HONDA	229.0	Free Practice Nr. 3
44 Miguel OLIVEIRA	POR Red Bull KTM Ajo	KTM	228.8	Qualifying
17 John MCPHEE	GBR SAXOPRINT RTG	HONDA	228.4	Qualifying
41 Brad BINDER	RSA Red Bull KTM Ajo	KTM	227.9	Qualifying
98 Karel HANIKA	CZE Red Bull KTM Ajo	KTM	227.6	Free Practice Nr. 3
8 Nicolò BULEGA	ITA SKY Racing Team VR46	KTM	227.4	Free Practice Nr. 3
9 Jorge NAVARRO	SPA Estrella Galicia 0,0	HONDA	227.2	Free Practice Nr. 1
10 Alexis MASBOU	FRA SAXOPRINT RTG	HONDA	226.9	Free Practice Nr. 2
52 Danny KENT	GBR Leopard Racing	HONDA	226.9	Free Practice Nr. 2
7 Efen VAZQUEZ	SPA Leopard Racing	HONDA	226.6	Free Practice Nr. 3
16 Andrea MIGNO	ITA SKY Racing Team VR46	KTM	226.4	Free Practice Nr. 1
33 Enea BASTIANINI	ITA Gresini Racing Team Moto3	HONDA	226.4	Qualifying
5 Romano FENATI	ITA SKY Racing Team VR46	KTM	226.3	Free Practice Nr. 3
11 Livio LOI	BEL RW Racing GP	HONDA	225.9	Free Practice Nr. 2
21 Francesco BAGNAIA	ITA MAPFRE Team MAHINDRA	MAHINDRA	225.9	Qualifying
29 Stefano MANZI	ITA San Carlo Team Italia	MAHINDRA	225.7	Free Practice Nr. 3
40 Darryn BINDER	RSA Outox Reset Drink Team	MAHINDRA	225.5	Qualifying
22 Ana CARRASCO	SPA RBA Racing Team	KTM	225.4	Free Practice Nr. 3
91 Gabriel RODRIGO	ARG RBA Racing Team	KTM	225.0	Free Practice Nr. 3
6 Maria HERRERA	SPA Husqvarna Factory Laglisse	HUSQVARNA	224.3	Qualifying
84 Jakub KORNFEIL	CZE Drive M7 SIC	KTM	224.1	Free Practice Nr. 3
2 Remy GARDNER	AUS CIP	MAHINDRA	224.1	Qualifying
4 Fabio DI GIANNANTONIO	ITA Gresini Racing Team Moto3	HONDA	224.1	Qualifying
63 Zulfahmi KHAIRUDDIN	MAL Drive M7 SIC	KTM	224.0	Qualifying
88 Jorge MARTIN	SPA MAPFRE Team MAHINDRA	MAHINDRA	223.9	Free Practice Nr. 1
20 Fabio QUARTARARO	FRA Estrella Galicia 0,0	HONDA	223.5	Free Practice Nr. 3
65 Philipp OETTL	GER Schedl GP Racing	KTM	223.1	Qualifying
23 Niccolò ANTONELLI	ITA Ongetta-Rivacold	HONDA	223.0	Qualifying
24 Tatsuki SUZUKI	JPN CIP	MAHINDRA	223.0	Free Practice Nr. 1
96 Manuel PAGLIANI	ITA San Carlo Team Italia	MAHINDRA	222.7	Qualifying
32 Isaac VIÑALES	SPA RBA Racing Team	KTM	221.7	Free Practice Nr. 2
58 Juanfran GUEVARA	SPA MAPFRE Team MAHINDRA	MAHINDRA	220.6	Free Practice Nr. 3
19 Alessandro TONUCCI	ITA Outox Reset Drink Team	MAHINDRA	220.2	Free Practice Nr. 3

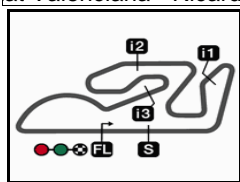
These data/results cannot be reproduced, stored and/or transmitted in whole or in part by any manner of electronic, mechanical, photocopying, recording, broadcasting or otherwise now known or herein after developed without the previous express consent by the copyright owner, except for reproduction in daily press and regular printed publications on sale to the public within 60 days of the event related to those data/results and always provided that copyright symbol appears together as follows below.

© DORNA, 2015

Official MotoGP Timing by TISSOT
www.motogp.com

Cheste, Saturday, November 07, 2015





4005 m.

GP MOTUL DE LA COMUNITAT VALENCIANA

Qualifying

Best Partial Times

Moto3

IT Ideal Lap Time, sum of the best partial times

BT Best Lap Time

T1		T2		T3		T4				IT	BT	
Pos	Rider	Time	Rider	Time	Rider	Time	Rider	Time	Pos	Rider	IT	BT
1	E.BASTIANINI	23.079	J.NAVARRO	25.963	E.VAZQUEZ	22.770	J.MCPHEE	27.106	1	J.NAVARRO	1'39.226	1'39.525 (5)
2	H.ONO	23.110	M.OLIVEIRA	26.014	J.NAVARRO	22.820	R.FENATI	27.141	2	R.FENATI	1'39.273	1'39.450 (2)
3	J.MCPHEE	23.150	J.KORNFEIL	26.042	J.MCPHEE	22.829	N.ANTONELLI	27.182	3	J.MCPHEE	1'39.289	1'39.364 (1)
4	J.NAVARRO	23.159	F.BAGNAIA	26.065	I.VIÑALES	22.831	M.OLIVEIRA	27.224	4	M.OLIVEIRA	1'39.295	1'39.503 (4)
5	B.BINDER	23.174	E.BASTIANINI	26.075	M.OLIVEIRA	22.842	E.VAZQUEZ	27.225	5	E.VAZQUEZ	1'39.375	1'39.463 (3)
6	R.FENATI	23.198	R.FENATI	26.077	R.FENATI	22.857	N.BULEGA	27.227	6	B.BINDER	1'39.397	1'39.666 (9)
7	E.VAZQUEZ	23.198	N.ANTONELLI	26.091	B.BINDER	22.878	B.BINDER	27.235	7	E.BASTIANINI	1'39.422	1'39.581 (6)
8	F.QUARTARARO	23.201	F.QUARTARARO	26.096	H.ONO	22.895	J.DANILO	27.253	7	H.ONO	1'39.422	1'39.668 (10)
9	M.OLIVEIRA	23.215	B.BINDER	26.110	Z.KHAIRUDDIN	22.905	H.ONO	27.262	9	J.KORNFEIL	1'39.493	1'39.763 (12)
10	J.KORNFEIL	23.219	K.HANIKA	26.115	J.KORNFEIL	22.912	A.MIGNO	27.274	10	N.ANTONELLI	1'39.511	1'39.591 (7)
11	K.HANIKA	23.240	I.VIÑALES	26.116	K.HANIKA	22.912	J.NAVARRO	27.284	11	F.QUARTARARO	1'39.577	1'39.686 (11)
12	P.OETTL	23.241	P.OETTL	26.147	N.ANTONELLI	22.930	E.BASTIANINI	27.284	12	K.HANIKA	1'39.587	1'39.617 (8)
13	D.KENT	23.249	H.ONO	26.155	D.KENT	22.944	J.KORNFEIL	27.320	13	I.VIÑALES	1'39.660	1'39.763 (13)
14	Z.KHAIRUDDIN	23.280	J.DANILO	26.174	A.MIGNO	22.947	K.HANIKA	27.320	14	P.OETTL	1'39.756	1'39.920 (14)
15	J.DANILO	23.290	E.VAZQUEZ	26.182	F.QUARTARARO	22.953	F.QUARTARARO	27.327	15	A.MIGNO	1'39.776	1'39.952 (15)
16	F.BAGNAIA	23.308	J.MCPHEE	26.204	D.BINDER	22.959	Z.KHAIRUDDIN	27.349	16	F.BAGNAIA	1'39.789	1'40.014 (19)
17	N.ANTONELLI	23.308	N.BULEGA	26.208	F.BAGNAIA	22.966	I.VIÑALES	27.351	17	Z.KHAIRUDDIN	1'39.810	1'40.071 (21)
18	A.MIGNO	23.316	D.KENT	26.217	P.OETTL	22.977	A.MASBOU	27.357	18	N.BULEGA	1'39.829	1'39.964 (16)
19	L.DALLA PORTA	23.322	M.PAGLIANI	26.221	E.BASTIANINI	22.984	L.DALLA PORTA	27.378	18	D.KENT	1'39.829	1'40.013 (18)
20	A.MASBOU	23.326	A.MIGNO	26.239	A.MASBOU	23.016	P.OETTL	27.391	20	J.DANILO	1'39.830	1'40.006 (17)
21	N.BULEGA	23.340	M.HERRERA	26.241	L.DALLA PORTA	23.043	D.KENT	27.419	21	A.MASBOU	1'40.014	1'40.063 (20)
22	J.GUEVARA	23.357	F.DI GIANNANTO	26.261	N.BULEGA	23.054	M.HERRERA	27.430	22	L.DALLA PORTA	1'40.069	1'40.359 (23)
23	I.VIÑALES	23.362	Z.KHAIRUDDIN	26.276	M.HERRERA	23.066	F.BAGNAIA	27.450	23	M.HERRERA	1'40.132	1'40.324 (22)
24	J.MARTIN	23.375	A.MASBOU	26.315	S.MANZI	23.070	S.MANZI	27.456	24	S.MANZI	1'40.257	1'40.535 (26)

These data/results cannot be reproduced, stored and/or transmitted in whole or in part by any manner of electronic, mechanical, photocopying, recording, broadcasting or otherwise now known or herein after developed without the previous express consent by the copyright owner, except for reproduction in daily press and regular printed publications on sale to the public within 60 days of the event related to those data/results and always provided that copyright symbol appears together as follows below.


© DORNA, 2015

Official MotoGP Timing by TISSOT
www.motogp.com

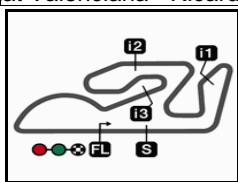
motoE



at Valenciana - Ricard

Results and timing service provided by 

Moto3



4005 m.

GP MOTUL DE LA COMUNITAT VALENCIANA

Qualifying

Best Partial Times

IT Ideal Lap Time, sum of the best partial times

BT Best Lap Time

T1			T2			T3			T4			IT		BT
Pos	Rider	Time	Rider	Time	Rider	Time	Rider	Time	Pos	Rider	IT	BT		
25	F.DI GIANNANTO	23.376	S.MANZI	26.323	J.GUEVARA	23.080	F.DI GIANNANTO	27.460	25	J.MARTIN	1'40.372	1'40.380	(24)	
26	M.HERRERA	23.395	J.MARTIN	26.323	L.LOI	23.093	L.LOI	27.487	26	D.BINDER	1'40.385	1'40.588	(28)	
27	S.MANZI	23.408	L.DALLA PORTA	26.326	M.PAGLIANI	23.110	J.MARTIN	27.540	27	F.DI GIANNAN	1'40.387	1'40.552	(27)	
28	D.BINDER	23.414	R.GARDNER	26.350	J.DANILO	23.113	T.SUZUKI	27.550	28	M.PAGLIANI	1'40.408	1'40.619	(29)	
29	R.GARDNER	23.427	A.TONUCCI	26.365	J.MARTIN	23.134	A.CARRASCO	27.583	29	L.LOI	1'40.450	1'40.496	(25)	
30	M.PAGLIANI	23.435	L.LOI	26.373	T.SUZUKI	23.137	D.BINDER	27.624	30	J.GUEVARA	1'40.552	1'40.674	(30)	
31	L.LOI	23.497	A.CARRASCO	26.376	R.GARDNER	23.151	A.TONUCCI	27.628	31	R.GARDNER	1'40.572	1'41.041	(32)	
32	A.CARRASCO	23.541	D.BINDER	26.388	A.TONUCCI	23.233	M.PAGLIANI	27.642	32	T.SUZUKI	1'40.745	1'41.162	(34)	
33	A.TONUCCI	23.543	J.GUEVARA	26.407	A.CARRASCO	23.259	R.GARDNER	27.644	33	A.CARRASCO	1'40.759	1'40.795	(31)	
34	T.SUZUKI	23.601	T.SUZUKI	26.457	F.DI GIANNANTO	23.290	J.GUEVARA	27.708	34	A.TONUCCI	1'40.769	1'41.063	(33)	
35	G.RODRIGO	23.687	G.RODRIGO	26.579	G.RODRIGO	23.516	G.RODRIGO	27.854	35	G.RODRIGO	1'41.636	1'42.517	(35)	

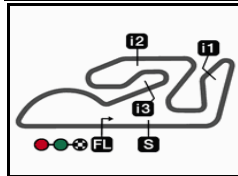
These data/results cannot be reproduced, stored and/or transmitted in whole or in part by any manner of electronic, mechanical, photocopying, recording, broadcasting or otherwise now known or herein after developed without the previous express consent by the copyright owner, except for reproduction in daily press and regular printed publications on sale to the public within 60 days of the event related to those data/results and always provided that copyright symbol appears together as follows below.

© DORNA, 2015

Official MotoGP Timing by **TISSOT**
www.motogp.com

motogp





4005 m.

GP MOTUL DE LA COMUNITAT VALENCIANA

Qualifying

Fastest Laps Sequence

<i>Practice Time</i>	 <i>Rider</i>	<i>Nation</i>	<i>Motorcycle</i>	<i>Time</i>	<i>Km/h</i>	<i>Rider's Lap</i>
3'28.437	65 Philipp OETTL	GER	KTM	1'42.327	140.9	2
4'14.568	33 Enea BASTIANINI	ITA	HONDA	1'40.508	143.4	2
4'40.135	9 Jorge NAVARRO	SPA	HONDA	1'40.447	143.5	2
4'48.761	41 Brad BINDER	RSA	KTM	1'40.309	143.7	2
4'49.162	84 Jakub KORNFEIL	CZE	KTM	1'40.006	144.1	2
6'20.439	32 Isaac VIÑALES	SPA	KTM	1'39.998	144.1	3
6'28.961	84 Jakub KORNFEIL	CZE	KTM	1'39.799	144.4	3
8'09.184	17 John MCPHEE	GBR	HONDA	1'39.364	145.1	4

These data/results cannot be reproduced, stored and/or transmitted in whole or in part by any manner of electronic, mechanical, photocopying, recording, broadcasting or otherwise now known or herein after developed without the previous express consent by the copyright owner, except for reproduction in daily press and regular printed publications on sale to the public within 60 days of the event related to those data/results and always provided that copyright symbol appears together as follows below.

© DORNA, 2015

Official MotoGP Timing by TISSOT
www.motogp.com

Cheste, Saturday, November 07, 2015

