

4005 m.

GP MOTUL DE LA COMUNITAT VALENCIANA

Free Practice Nr. 2

Classification

6

	Rider	Nation	Team	Motorcycle	Time	Lap	Total	Gap	Top Speed
1	99 Jorge LORENZO	SPA	Movistar Yamaha MotoGP	YAMAHA	1'31.111	13	19		318.4
2	26 Dani PEDROSA	SPA	Repsol Honda Team	HONDA	1'31.377	19	21	0.266 0.266	326.3
3	29 Andrea IANNONE	ITA	Ducati Team	DUCATI	1'31.444	20	22	0.333 0.067	329.8
4	46 Valentino ROSSI	ITA	Movistar Yamaha MotoGP	YAMAHA	1'31.475	18	20	0.364 0.031	317.7
5	93 Marc MARQUEZ	SPA	Repsol Honda Team	HONDA	1'31.481	16	20	0.370 0.006	323.3
6	9 Danilo PETRUCCI	ITA	Octo Pramac Racing	DUCATI	1'31.575	17	19	0.464 0.094	321.2
7	44 Po Espargaro	SPA	Monster Yamaha Tech 3	YAMAHA	1'31.674	11	17	0.563 0.099	320.4
8	41 Aleix ESPARGARO	SPA	Team SUZUKI ECSTAR	SUZUKI	1'31.678	16	18	0.567 0.004	314.8
9	35 Cal CRUTCHLOW	GBR	LCR Honda	HONDA	1'31.803	18	19	0.692 0.125	321.4
10	25 Maverick VIÑALES	SPA	Team SUZUKI ECSTAR	SUZUKI	1'31.986	13	19	0.875 0.183	318.3
11	8 Hector BARBERA	SPA	Avintia Racing	DUCATI	1'32.044	12	16	0.933 0.058	322.8
12	51 Michele PIRRO	ITA	Ducati Team	DUCATI	1'32.399	14	16	1.288 0.355	328.4
13	68 Yonny HERNANDEZ	COL	Octo Pramac Racing	DUCATI	1'32.464	16	18	1.353 0.065	324.0
14	4 Andrea DOVIZIOSO	ITA	Ducati Team	DUCATI	1'32.494	18	18	1.383 0.030	329.5
15	38 Bradley SMITH	GBR	Monster Yamaha Tech 3	YAMAHA	1'32.508	21	22	1.397 0.014	321.1
16	69 Nicky HAYDEN	USA	Aspar MotoGP Team	HONDA	1'32.595	15	18	1.484 0.087	313.7
17	76 Loris BAZ	FRA	Forward Racing	YAMAHA FORWARD	1'32.597	14	16	1.486 0.002	311.8
18	43 Jack MILLER	AUS	LCR Honda	HONDA	1'32.599	18	21	1.488 0.002	317.1
19	6 Stefan BRADL	GER	Aprilia Racing Team Gresini	APRILIA	1'32.842	15	20	1.731 0.243	314.1
20	19 Alvaro BAUTISTA	SPA	Aprilia Racing Team Gresini	APRILIA	1'32.945	17	20	1.834 0.103	314.1
21	45 Scott REDDING	GBR	EG 0,0 Marc VDS	HONDA	1'33.238	8	19	2.127 0.293	316.2
22	63 Mike DI MEGLIO	FRA	Avintia Racing	DUCATI	1'33.268	16	18	2.157 0.030	316.6
23	24 Toni ELIAS	SPA	Forward Racing	YAMAHA FORWARD	1'33.411	16	18	2.300 0.143	316.6
24	50 Eugene LAVERTY	IRL	Aspar MotoGP Team	HONDA	1'33.415	18	20	2.304 0.004	315.2
25	13 Anthony WEST	AUS	AB Motoracing	HONDA	1'33.838	19	20	2.727 0.423	311.9
26	23 Broc PARKES	AUS	E-Motion IodaRacing Team	ART	1'34.839	7	15	3.728 1.001	301.7

Practice condition: Dry

Air: 26°

Humidity: 46%

Ground: 29°

Fastest Lap:	Lap: 13	Jorge LORENZO	1'31.111	158.2 Km/h
Circuit Record Lap:	2014	Marc MARQUEZ	1'31.515	157.5 Km/h
Circuit Best Lap:	2013	Marc MARQUEZ	1'30.237	159.7 Km/h

The results are provisional until the end of the limit for protest and appeals.

Time limit for protest expires 30' after publication of the results - Mr. Time:

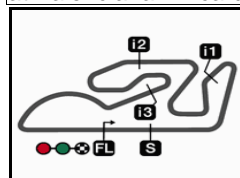
These data/results cannot be reproduced, stored and/or transmitted in whole or in part by any manner of electronic, mechanical, photocopying, recording, broadcasting or otherwise now known or herein after developed without the previous express consent by the copyright owner, except for reproduction in daily press and regular printed publications on sale to the public within 60 days of the event related to those data/results and always provided that copyright symbol appears together as follows below.

© DORNA, 2015

Official MotoGP Timing by TISSOT
www.motogp.com

Cheste, Friday, November 06, 2015






4005 m.

GP MOTUL DE LA COMUNITAT VALENCIANA

Free Practice Nr. 2

Combined Free Practice Times

7

	Rider	Nation	Team	MOTORCYCLE	FP1	FP2	Gap
1	99 J.LORENZO	SPA	Movistar Yamaha MotoGP	YAMAHA	1'31.434 10	1'31.111 13	
2	93 M.MARQUEZ	SPA	Repsol Honda Team	HONDA	1'31.250 17	1'31.481 16	0.139 0.139
3	26 D.PEDROSA	SPA	Repsol Honda Team	HONDA	1'31.553 10	1'31.377 19	0.266 0.127
4	29 A.IANNONE	ITA	Ducati Team	DUCATI	1'32.192 19	1'31.444 20	0.333 0.067
5	46 V.ROSSI	ITA	Movistar Yamaha MotoGP	YAMAHA	1'31.665 21	1'31.475 18	0.364 0.031
6	9 D.PETRUCCI	ITA	Octo Pramac Racing	DUCATI	1'32.574 18	1'31.575 17	0.464 0.100
7	4 A.DOVIZIOSO	ITA	Ducati Team	DUCATI	1'31.642 17	1'32.494 18	0.531 0.067
8	44 P.ESPARGARO	SPA	Monster Yamaha Tech 3	YAMAHA	1'31.892 17	1'31.674 11	0.563 0.032
9	41 A.ESPARGARO	SPA	Team SUZUKI ECSTAR	SUZUKI	1'32.359 5	1'31.678 16	0.567 0.004
10	35 C.CRUTCHLOW	GBR	LCR Honda	HONDA	1'32.260 18	1'31.803 18	0.692 0.125
11	25 M.VIÑALES	SPA	Team SUZUKI ECSTAR	SUZUKI	1'32.801 9	1'31.986 13	0.875 0.183
12	8 H.BARBERA	SPA	Avintia Racing	DUCATI	1'32.927 13	1'32.044 12	0.933 0.058
13	51 M.PIRRO	ITA	Ducati Team	DUCATI	1'32.724 16	1'32.399 14	1.288 0.355
14	68 Y.HERNANDEZ	COL	Octo Pramac Racing	DUCATI	1'32.412 16	1'32.464 16	1.301 0.013
15	38 B.SMITH	GBR	Monster Yamaha Tech 3	YAMAHA	1'32.841 19	1'32.508 21	1.397 0.096
16	6 S.BRADL	GER	Aprilia Racing Team Gresini	APRILIA	1'32.514 15	1'32.842 15	1.403 0.006
17	69 N.HAYDEN	USA	Aspar MotoGP Team	HONDA	1'32.978 17	1'32.595 15	1.484 0.081
18	76 L.BAZ	FRA	Forward Racing	.MAHA FORWARD	1'33.211 15	1'32.597 14	1.486 0.002
19	43 J.MILLER	AUS	LCR Honda	HONDA	1'33.049 14	1'32.599 18	1.488 0.002
20	19 A.BAUTISTA	SPA	Aprilia Racing Team Gresini	APRILIA	1'32.725 16	1'32.945 17	1.614 0.126
21	63 M.DI MEGLIO	FRA	Avintia Racing	DUCATI	1'32.797 14	1'33.268 16	1.686 0.072
22	50 E.LAVERTY	IRL	Aspar MotoGP Team	HONDA	1'33.097 17	1'33.415 18	1.986 0.300
23	45 S.REDDING	GBR	EG 0,0 Marc VDS	HONDA	1'33.143 17	1'33.238 8	2.032 0.046
24	24 T.ELIAS	SPA	Forward Racing	.MAHA FORWARD	1'33.657 21	1'33.411 16	2.300 0.268
25	13 A.WEST	AUS	AB Motoracing	HONDA	1'33.837 18	1'33.838 19	2.726 0.426
26	23 B.PARKES	AUS	E-Motion IodaRacing Team	ART	1'35.290 15	1'34.839 7	3.728 1.002

Pole Position Record:	2013	Marc MARQUEZ	1'30.237	159.7 Km/h
Circuit Record Lap:	2014	Marc MARQUEZ	1'31.515	157.5 Km/h
Circuit Best Lap:	2013	Marc MARQUEZ	1'30.237	159.7 Km/h

The results are provisional until the end of the limit for protest and appeals.

Time limit for protest expires 60' after publication of the results - Mr. Time:

These data/results cannot be reproduced, stored and/or transmitted in whole or in part by any manner of electronic, mechanical, photocopying, recording, broadcasting or otherwise now known or herein after developed without the previous express consent by the copyright owner, except for reproduction in daily press and regular printed publications on sale to the public within 60 days of the event related to those data/results and always provided that copyright symbol appears together as follows below.

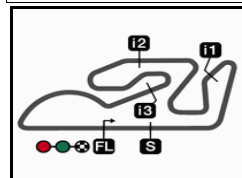
© DORNA, 2015

Official MotoGP Timing by TISSOT

www.motogp.com

Cheste, Friday, November 06, 2015





4005 m.

GP MOTUL DE LA COMUNITAT VALENCIANA

Free Practice Nr. 2

Top Speed & Average

8



Rider	Nation	Motorcycle	Top 5 speeds					Average	Top
29 Andrea IANNONE	ITA	DUCATI	329.8	329.6	329.3	328.6	328.3	329.1	329.8
4 Andrea DOVIZIOSO	ITA	DUCATI	329.5	327.7	326.2	325.4	325.2	326.8	329.5
51 Michele PIRRO	ITA	DUCATI	328.4	324.3	324.0	323.0	322.5	324.4	328.4
26 Dani PEDROSA	SPA	HONDA	326.3	324.6	324.1	324.0	323.4	324.3	326.3
68 Yonny HERNANDEZ	COL	DUCATI	324.0	322.5	322.4	322.0	321.1	322.4	324.0
93 Marc MARQUEZ	SPA	HONDA	323.3	321.8	320.9	320.7	320.4	321.4	323.3
8 Hector BARBERA	SPA	DUCATI	322.8	320.7	320.0	319.8	319.5	320.6	322.8
35 Cal CRUTCHLOW	GBR	HONDA	321.4	320.7	319.0	318.8	318.4	319.7	321.4
9 Daniilo PETRUCCI	ITA	DUCATI	321.2	320.5	320.1	320.0	319.8	320.3	321.2
38 Bradley SMITH	GBR	YAMAHA	321.1	320.8	319.1	319.0	319.0	319.7	321.1
44 Po ESPARGARO	SPA	YAMAHA	320.4	320.0	319.4	317.7	316.6	318.8	320.4
99 Jorge LORENZO	SPA	YAMAHA	318.4	318.0	317.7	317.6	317.4	317.8	318.4
25 Maverick VIÑALES	SPA	SUZUKI	318.3	315.6	315.5	315.3	315.3	316.0	318.3
46 Valentino ROSSI	ITA	YAMAHA	317.7	317.3	316.2	316.2	315.9	316.5	317.7
43 Jack MILLER	AUS	HONDA	317.1	315.0	314.2	313.8	313.3	314.5	317.1
24 Toni ELIAS	SPA	YAMAHA FOR	316.6	316.4	315.5	315.3	315.0	315.6	316.6
63 Mike DI MEGLIO	FRA	DUCATI	316.6	315.6	314.2	313.7	313.5	314.7	316.6
45 Scott REDDING	GBR	HONDA	316.2	315.3	313.7	313.0	313.0	314.2	316.2
50 Eugene LAVERTY	IRL	HONDA	315.2	313.9	312.5	312.3	312.0	313.2	315.2
41 Aleix ESPARGARO	SPA	SUZUKI	314.8	314.6	314.4	313.4	313.0	314.0	314.8
6 Stefan BRADL	GER	APRILIA	314.1	313.9	313.9	313.3	312.7	313.6	314.1
19 Alvaro BAUTISTA	SPA	APRILIA	314.1	313.3	313.3	312.9	312.9	313.3	314.1
69 Nicky HAYDEN	USA	HONDA	313.7	311.2	311.1	310.8	310.2	311.4	313.7
13 Anthony WEST	AUS	HONDA	311.9	310.6	309.9	309.8	309.5	310.3	311.9
76 Loris BAZ	FRA	YAMAHA FOR	311.8	310.7	309.6	309.4	308.8	310.1	311.8
23 Broc PARKES	AUS	ART	301.7	300.2	299.8	299.8	299.6	300.0	301.7

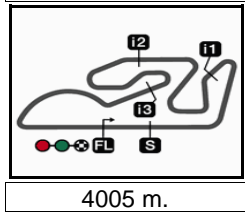
These data/results cannot be reproduced, stored and/or transmitted in whole or in part by any manner of electronic, mechanical, photocopying, recording, broadcasting or otherwise now known or herein after developed without the previous express consent by the copyright owner, except for reproduction in daily press and regular printed publications on sale to the public within 60 days of the event related to those data/results and always provided that copyright symbol appears together as follows below.

© DORNA, 2015

Official MotoGP Timing by TISSOT
www.motogp.com



Cheste, Friday, November 06, 2015



GP MOTUL DE LA COMUNITAT VALENCIANA

Free Practice Nr. 2

Chronological Analysis of Performances

9

* Lap / Sector time cancelled T1 Time from finish line to 1st intermediate T3 Time from 2nd intermed. to 3rd intermed.
 P Crossing the finish line in pit lane T2 Time from 1st intermed. to 2nd intermed. T4 Time from 3rd intermediate to finish line

Lap	Lap Time	T1	T2	T3	T4	Speed	Lap	Lap Time	T1	T2	T3	T4	Speed
1st 99 Jorge LORENZO Movistar Yamaha Mot SPA													
			Runs=3	Total laps=19	Full laps=13								
1	3'06.236	1'52.410	26.237	22.620	24.969		1	2'42.280	1'27.796	26.364	22.961	25.159	
2	1'33.080	21.304	24.994	21.961	24.821	316.3	2	1'33.057	20.919	25.059	22.135	24.944	325.3
3	1'32.149	20.918	24.746	21.856	24.629	315.6	3	1'32.279	20.764	24.842	22.043	24.630	327.1
4	1'32.008	20.751	24.573	21.862	24.822	317.1	4	1'32.472	20.727	24.924	22.017	24.804	326.0
5	1'31.865	20.807	24.602	21.854	24.602	316.2	5	<u>1'54.025</u> P	<u>23.052</u>	<u>33.738</u>	<u>26.510</u>	<u>30.725</u>	<u>325.4</u>
6	<u>1'35.026</u> P	<u>20.718</u>	<u>24.547</u>	<u>21.979</u>	<u>27.782</u>	<u>316.6</u>	6	5'40.074	4'25.673	26.234	22.898	25.269	
7	10'02.344	8'47.998	25.661	22.745	25.940		7	1'32.840	20.794	24.986	22.185	24.875	322.1
8	1'31.832	20.719	24.723	21.847	24.543	317.3	8	1'33.006	20.699	25.106	22.268	24.933	323.8
9	1'32.130	20.961	24.655	21.952	24.562	318.0	9	1'33.102	20.848	25.061	22.222	24.971	326.8
10	1'31.706	20.802	24.478	21.842	24.584	<u>318.4</u>	10	<u>1'39.234</u> P	<u>22.055</u>	<u>26.902</u>	<u>22.553</u>	<u>27.724</u>	<u>329.8</u>
11	<u>1'37.374</u> P	<u>21.290</u>	<u>25.700</u>	<u>22.197</u>	<u>28.187</u>	<u>317.4</u>	11	6'13.452	4'59.751	26.572	22.328	24.801	
12	8'12.175	6'59.832	25.747	21.981	24.615		12	1'32.572	20.827	24.978	22.015	24.752	325.3
13	<u>1'31.111</u>	20.610	24.451	<u>21.608</u>	<u>24.442</u>	316.0	13	1'32.583	20.787	24.894	22.082	24.820	327.1
14	1'31.148	20.609	<u>24.378</u>	21.666	24.495	315.3	14	1'34.188	22.654	24.957	22.062	24.515	325.0
15	1'31.479	20.708	24.557	21.695	24.519	316.0	15	1'31.963	20.661	24.734	21.934	24.634	328.6
16	1'31.170	<u>20.493</u>	24.440	21.745	24.492	317.0	16	1'31.834	20.664	24.650	21.877	24.643	326.3
17	1'36.611	20.970	29.205	21.916	24.520	317.7	17	1'32.061	20.622	24.770	21.997	24.672	328.3
18	1'31.420	20.714	24.394	21.783	24.529	317.3	18	<u>1'36.049</u> P	<u>21.220</u>	<u>25.196</u>	<u>22.475</u>	<u>27.158</u>	<u>327.7</u>
19	<u>2'58.754</u> P	<u>25.105</u>	<u>56.379</u>	<u>1'04.935</u>	<u>32.335</u>	<u>317.6</u>	19	3'02.690	1'30.877	34.510	31.010	26.293	
2nd 26 Dani PEDROSA Repsol Honda Team SPA													
			Runs=3	Total laps=21	Full laps=16								
1	2'32.688	1'16.913	27.291	22.991	25.493		20	<u>1'31.444</u>	<u>20.419</u>	24.622	<u>21.795</u>	24.608	329.3
2	1'34.191	21.222	25.597	22.373	24.999	319.2	21	1'31.497	20.558	<u>24.513</u>	21.964	<u>24.462</u>	327.1
3	1'32.098	20.557	24.853	21.991	24.697	322.8	22	<u>1'50.673</u> P	<u>27.567</u>	<u>28.545</u>	<u>24.232</u>	<u>30.329</u>	<u>329.6</u>
4	1'35.784	23.164	25.457	22.290	24.873	324.1							
5	1'32.307	20.626	24.930	22.139	24.612	323.4							
6	1'32.100	20.728	24.632	21.930	24.810	<u>326.3</u>							
7	<u>1'39.924</u> P	<u>23.448</u>	<u>25.863</u>	<u>22.842</u>	<u>27.771</u>	<u>324.6</u>							
8	6'42.005	5'27.511	26.557	22.830	25.107								
9	1'32.969	21.006	24.948	22.167	24.848	320.2							
10	1'32.221	20.776	24.669	22.067	24.709	320.9							
11	1'31.884	20.680	24.632	21.949	24.623	322.0							
12	1'31.876	20.732	24.556	21.935	24.653	323.1							
13	1'31.961	20.648	24.592	21.991	24.730	321.1							
14	1'32.404	20.708	24.746	22.088	24.862	323.1							
15	1'32.159	20.674	24.622	22.040	24.823	322.4							
16	<u>1'40.728</u> P	<u>22.621</u>	<u>26.687</u>	<u>23.201</u>	<u>28.219</u>	<u>320.0</u>							
17	7'45.838	6'30.563	26.938	22.919	25.418								
18	1'32.143	20.616	24.804	21.996	24.727	322.4							
19	<u>1'31.377</u>	<u>20.532</u>	<u>24.545</u>	<u>21.799</u>	<u>24.501</u>	322.7							
20	1'36.930	21.594	28.256	22.340	24.740	323.4							
21	1'37.757	21.108	28.331	23.300	25.018	324.0							
4th 46 Valentino ROSSI Movistar Yamaha Mot ITA													
			Runs=4	Total laps=20	Full laps=13								
1	2'36.016	1'21.578	26.756	22.589	25.093								
2	1'32.578	20.972	25.012	21.880	24.714	316.2							
3	1'31.851	20.715	24.660	21.784	24.692	316.2							
4	1'31.939	20.754	24.634	21.847	24.704	<u>317.7</u>							
5	1'32.008	20.727	24.535	21.940	24.806	317.3							
6	<u>1'37.727</u> P	<u>21.261</u>	<u>25.363</u>	<u>22.269</u>	<u>28.834</u>	<u>315.3</u>							
7	5'40.778	4'27.064	26.251	22.351	25.112								
8	1'32.155	20.896	24.760	21.806	24.693	314.4							
9	1'31.557	20.637	24.515	21.763	24.642	314.9							
10	1'31.887	20.770	24.617	21.803	24.697	315.3							
11	<u>1'34.295</u> P	<u>20.835</u>	<u>24.537</u>	<u>21.873</u>	<u>27.050</u>	<u>315.6</u>							
12	7'52.551	6'39.571	25.796	22.237	24.947								
13	1'32.153	20.818	24.716	21.834	24.785	315.2							
14	1'31.745	20.697	24.553	21.865	24.630	315.9							
15	<u>1'35.179</u> P	<u>20.686</u>	<u>24.524</u>	<u>21.944</u>	<u>28.025</u>	<u>315.0</u>							
16	4'32.599	3'19.270	25.948	22.457	24.924								
17	1'31.656	20.832	24.445	<u>21.695</u>	24.684	315.0							
18	<u>1'31.475</u>	20.664	24.494	21.711	<u>24.606</u>	315.6							
19	1'31.618	20.693	24.424	21.804	24.697	315.5							

Fastest Lap: Jorge LORENZO Movistar Yamaha Mot SPA **1'31.111** 20.610 24.451 21.608 24.442

These data/results cannot be reproduced, stored and/or transmitted in whole or in part by any manner of electronic, mechanical, photocopying, recording, broadcasting or otherwise now known or herein after developed without the previous express consent by the copyright owner, except for reproduction in daily press and regular printed publications on sale to the public within 60 days of the event related to those data/results and always provided that copyright symbol appears together as follows below.
 © DORNA, 2015



Free Practice Nr. 2

MotoGP

Lap	Lap Time	T1	T2	T3	T4	Speed	Lap	Lap Time	T1	T2	T3	T4	Speed
20	1'31.589 *	20.625	24.340	21.862*	24.762	315.9	8	1'32.760	20.707	25.079	22.015	24.959	315.7
5th 93 Marc MARQUEZ Repsol Honda Team SPA							9	1'36.989 P	20.760	24.884	23.780	27.565	313.1
Runs=4 Total laps=20 Full laps=13							10	7'16.238	6'03.027	25.671	22.374	25.166	
1	1'48.866	33.010	27.183	23.120	25.553		11	1'31.674	20.638	24.606	21.807	24.623	315.7
2	1'33.186	20.846	25.126	22.034	25.180	317.4	12	1'39.579 P	20.611	28.165	23.428	27.375	314.9
3	1'32.507	20.671	24.759	22.153	24.924	320.0	13	9'05.767	7'52.536	25.738	22.283	25.210	
4	1'32.149	20.643	24.693	21.937	24.876	318.5	14	1'31.954	20.607	24.774	21.880	24.693	316.0
5	1'31.751	20.609	24.595	21.921	24.626	319.7	15	1'31.770	20.570	24.568	21.940	24.692	316.6
6	1'39.793 P	21.313	26.468	22.827	29.185	320.7	16	1'42.872	24.918	29.119	23.015	25.820	316.4
7	7'59.947	6'41.009	26.728	24.723	27.487		17	1'32.249	21.046	24.735	21.821	24.647	320.4
8	1'32.893	21.438	24.861	21.847	24.747	319.4	8th 41 Aleix ESPARGARO Team SUZUKI ECST SPA						
9	1'31.492	20.532	24.538	21.775	24.647	319.2	Runs=4 Total laps=18 Full laps=11						
10	1'31.802	20.581	24.626	21.871	24.724	320.0	1	2'31.485	1'16.309	26.942	22.785	25.449	
11	1'32.365	20.870	24.818	21.887	24.790	320.0	2	1'32.521	20.825	24.884	21.767	25.045	311.1
12	1'37.184 P	21.250	25.294	22.492	28.148	319.2	3	1'31.988	20.745	24.674	21.808	24.761	312.0
13	5'08.155	3'52.561	26.847	23.321	25.426		4	1'31.953	20.766	24.541	21.914	24.732	313.0
14	1'31.771	20.572	24.668	21.871	24.660	320.9	5	1'40.781 P	22.906	25.815	23.182	28.878	314.6
15	1'31.605	20.530	24.601	21.802	24.672	320.2	6	9'53.445	8'39.161	26.406	22.643	25.235	
16	1'31.481	20.634	24.487	21.767	24.593	320.2	7	1'32.768	20.834	24.970	22.013	24.951	311.2
17	1'36.347 P	20.589	24.748	22.613	28.397	320.4	8	1'32.276	20.890	24.628	21.917	24.841	311.8
18	5'17.696	3'58.966	25.632	22.592	30.506		9	1'32.400	20.844	24.728	21.927	24.901	312.7
19	1'32.078	20.710	24.590	21.782	24.996	321.8	10	1'42.524 P	21.393	27.199	23.277	30.655	313.4
20	1'35.559	21.114	27.258	22.171	25.016	323.3	11	6'22.119	5'08.696	25.868	22.371	25.184	
6th 9 Danilo PETRUCCI Octo Pramac Racing ITA							12	1'32.257	20.756	24.660	21.973	24.868	312.5
Runs=4 Total laps=19 Full laps=13							13	1'32.389	20.782	24.646	21.980	24.981	312.5
1	1'49.176	32.069	27.309	23.377	26.421		14	1'44.820 P	25.865	26.592	23.232	29.131	314.4
2	1'32.916	20.965	25.022	21.977	24.952	318.7	15	5'01.883	3'44.337	28.601	22.910	26.035	
3	1'32.651	20.943	24.725	22.052	24.931	317.0	16	1'31.678	20.740	24.505	21.705	24.728	311.5
4	1'32.533	20.990	24.733	21.994	24.816	318.3	17	1'31.716	20.656	24.527	21.757	24.776	314.8
5	1'32.519	20.948	24.817	21.973	24.781	319.8	18	1'43.378	24.977	29.402	23.661	25.338	296.0
6	1'32.523	20.990	24.731	21.966	24.836	319.4	9th 35 Cal CRUTCHLOW LCR Honda GBR						
7	1'32.656	20.935	24.811	21.983	24.927	318.0	Runs=3 Total laps=19 Full laps=14						
8	1'40.560 P	22.277	25.722	22.840	29.721	317.7	1	2'04.299	35.332	31.378	24.852	32.737	
9	10'11.541	8'55.761	27.423	22.950	25.407		2	1'39.687	25.397	26.864	22.382	25.044	313.3
10	1'32.542	20.900	24.753	21.957	24.932	319.1	3	1'38.948	20.956	25.061	24.901	28.030	321.4
11	1'32.277	20.918	24.678	21.921	24.760	318.0	4	1'32.957	20.978	24.913	22.207	24.859	317.7
12	1'34.829	21.133	25.922	22.592	25.182	320.0	5	1'32.796	21.113	24.768	22.051	24.864	319.0
13	1'32.481	20.972	24.718	22.015	24.776	318.1	6	1'39.592	23.603	27.966	22.746	25.277	318.4
14	1'45.054 P	21.890	27.358	24.130	31.676	318.0	7	1'32.615	21.011	24.767	21.983	24.854	318.8
15	5'52.645 P	4'37.611	25.509	22.210	27.315		8	1'38.665 P	22.321	25.922	23.160	27.262	317.8
16	3'43.934	2'30.100	25.472	23.297	25.065		9	7'43.064	6'25.434	26.605	23.973	27.052	
17	1'31.575	20.771	24.506	21.701	24.597	320.1	10	1'36.411	22.950	25.443	22.702	25.316	315.5
18	1'31.934	20.786	24.535	21.844	24.769	321.2	11	1'32.371	20.909	24.698	21.852	24.912	316.0
19	1'34.786	20.867	26.605	22.373	24.941	320.5	12	1'32.925	21.028	24.793	22.058	25.046	315.7
7th 44 Poi ESPARGARO Monster Yamaha Tec SPA							13	1'39.190	22.527	28.908	22.530	25.225	313.7
Runs=4 Total laps=17 Full laps=10							14	1'32.622	20.895	24.802	21.959	24.966	315.3
1	2'08.817	42.366	26.652	24.144	35.655		15	1'40.177 P	23.662	25.652	22.944	27.919	314.2
2	1'33.377	20.934	25.323	22.103	25.017	316.2	16	9'44.090	8'28.641	26.767	23.551	25.131	
3	1'32.942	20.811	25.046	22.136	24.949	317.7	17	1'37.329	21.099	27.274	24.119	24.837	316.9
4	1'38.138	21.162	28.228	23.641	25.107	320.0	18	1'31.803	20.769	24.514	21.869	24.651	320.7
5	1'35.256 P	20.984	24.907	22.285	27.080	319.4	19	1'31.909	20.821	24.529	21.801	24.758	316.7
6	6'55.232	5'41.527	26.140	22.464	25.101								
7	1'32.784	20.913	25.012	22.020	24.839	315.7							

Fastest Lap: Jorge LORENZO Movistar Yamaha Mot SPA 1'31.111 20.610 24.451 21.608 24.442

These data/results cannot be reproduced, stored and/or transmitted in whole or in part by any manner of electronic, mechanical, photocopying, recording, broadcasting or otherwise now known or herein after developed without the previous express consent by the copyright owner, except for reproduction in daily press and regular printed publications on sale to the public within 60 days of the event related to those data/results and always provided that copyright symbol appears together as follows below.
© DORNA, 2015

Official MotoGP Timing by TISSOT
www.motogp.com

Cheste, Friday, November 06, 2015

Page 2 of 6



Free Practice Nr. 2

MotoGP

Lap	Lap Time	T1	T2	T3	T4	Speed	Lap	Lap Time	T1	T2	T3	T4	Speed
10th 25 Maverick VIÑALES Team SUZUKI ECST SPA													
Runs=4 Total laps=19 Full laps=11													
1	2'19.702	1'02.795	26.797	24.506	25.604		14	1'32.399	20.832	24.661	22.013	24.893	328.4
2	1'33.590	21.215	25.057	22.149	25.169	314.1	15	1'33.788	20.936	24.720	22.613	25.519	324.0
3	1'33.165	20.902	24.962	22.188	25.113	314.2	16	1'39.027	21.048	25.702	26.383	25.894	322.2
4	1'33.043	21.026	24.911	22.134	24.972	315.5							
5	1'39.886 P	20.989	24.910	24.173	29.814	315.6							
6	9'14.761	8'00.080	26.052	23.303	25.326								
7	1'33.770	21.077	25.084	22.423	25.186	310.7							
8	1'32.926	20.992	24.795	22.029	25.110	311.0							
9	1'33.037	21.006	24.741	22.157	25.133	312.2							
10	1'42.825 P	22.838	28.355	22.875	28.757	310.8							
11	5'50.161	4'37.102	25.765	22.336	24.958								
12	1'32.497	20.957	24.801	21.926	24.813	312.2							
13	1'31.986	20.813	24.508	21.883	24.782	313.3							
14	1'35.684 P	21.187	25.277	22.390	26.830	315.3							
15	5'31.247	4'17.043	25.578	23.598	25.028								
16	1'32.162	20.849	24.612	21.859	24.842	311.2							
17	1'32.019	20.762	24.481	21.944	24.832	314.2							
18	1'32.518	20.879	24.596	21.939	25.104	318.3							
19	2'04.891 P	24.445	46.556	24.623	29.267	315.3							
11th 8 Hector BARBERA Avintia Racing SPA													
Runs=3 Total laps=16 Full laps=10													
1	1'51.609	35.912	27.534	22.887	25.276								
2	1'33.723	21.070	25.013	22.324	25.316	319.0							
3	1'33.012	21.055	24.892	22.065	25.000	317.7							
4	1'32.848	20.918	24.762	22.065	25.103	318.1							
5	1'47.116 P	26.448	27.078	23.443	30.147	318.7							
6	9'45.632	8'32.031	25.895	22.484	25.222								
7	1'33.470	21.297	25.016	22.079	25.078	317.4							
8	1'33.138	20.965	24.815	22.250	25.108	319.8							
9	1'40.682 P	20.940	25.046	25.297	29.399	319.2							
10	13'58.300	12'39.033	28.873	23.119	27.275								
11	1'32.247	20.929	24.713	21.784	24.821	322.8							
12	1'32.044	20.768	24.581	21.813	24.882	319.2							
13	1'40.432	22.833	26.523	23.126	27.950	319.4							
14	1'32.642	20.941	24.665	22.015	25.021	320.7							
15	1'32.866	20.887	24.694	22.230	25.055	319.5							
16	1'35.995 P	20.924	24.752	22.652	27.667	320.0							
12th 51 Michele PIRRO Ducati Team ITA													
Runs=4 Total laps=16 Full laps=9													
1	2'12.528	56.361	26.868	23.448	25.851								
2	1'35.468	21.610	25.716	22.706	25.436	320.5							
3	1'33.887	21.145	25.078	22.437	25.227	322.5							
4	1'35.377	21.830	26.141	22.425	24.981	323.0							
5	1'42.029 P	21.142	25.627	24.534	30.726	324.3							
6	6'45.412	5'31.161	26.144	22.712	25.395								
7	1'34.206	21.357	25.132	22.511	25.206	321.4							
8	1'33.819	21.096	25.152	22.383	25.188	318.8							
9	1'43.122 P	21.151	25.121	24.912	31.938	320.4							
10	11'10.311	9'56.694	25.898	22.613	25.106								
11	1'33.230	20.941	25.009	22.243	25.037	320.1							
12	1'38.038 P	21.120	25.306	22.561	29.051	320.7							
13	6'42.975	5'10.761	31.531	33.565	27.118								
13th 68 Yonny HERNANDEZ Octo Pramac Racing COL													
Runs=4 Total laps=18 Full laps=11													
1	2'05.633	42.026	27.026	23.564	33.017								
2	1'36.913	21.434	25.413	22.674	27.392	320.4							
3	1'44.483	21.438	32.886	25.124	25.035	322.4							
4	1'33.175	20.944	24.935	22.283	25.013	322.5							
5	1'33.188	20.971	24.854	22.211	25.152	322.0							
6	1'33.700	20.962	25.053	22.402	25.283	321.1							
7	1'42.932 P	23.720	27.554	22.417	29.241	319.8							
8	13'31.581	12'15.401	25.706	22.573	27.901								
9	1'34.037	21.314	25.128	22.371	25.224	316.9							
10	1'33.475	21.037	24.947	22.317	25.174	317.6							
11	1'36.642 P	21.076	24.983	22.384	28.199	317.8							
12	4'11.612	2'58.718	25.540	22.353	25.001								
13	1'32.722	20.815	24.791	22.155	24.961	320.4							
14	1'36.216 P	21.210	24.884	22.103	28.019	320.2							
15	3'22.807	2'09.054	25.244	22.247	26.262								
16	1'32.464	20.738	24.694	22.058	24.974	324.0							
17	1'33.042	20.971	24.764	22.069	25.238	319.2							
18	1'33.009	20.860	24.794	22.176	25.179	318.0							
14th 4 Andrea DOVIZIOSO Ducati Team ITA													
Runs=4 Total laps=18 Full laps=11													
1	2'09.350	54.925	26.740	22.690	24.995								
2	1'33.341	21.017	25.136	22.221	24.967	327.7							
3	1'39.427 P	21.200	26.351	23.932	27.944	329.5							
4	7'03.732	5'49.137	26.358	22.877	25.360								
5	1'33.080	20.825	25.018	22.189	25.048	323.7							
6	1'32.582	20.750	24.839	22.165	24.828	323.5							
7	1'33.207	21.031	25.047	22.231	24.898	323.7							
8	1'32.703	20.866	24.894	22.163	24.780	324.7							
9	1'35.159 P	20.864	24.879	22.057	27.359	325.4							
10	7'35.763	6'21.639	26.153	22.762	25.209								
11	1'33.087	21.009	24.968	22.195	24.915	322.8							
12	1'32.656	20.780	24.831	22.148	24.897	323.4							
13	1'37.201	22.391	26.863	22.850	25.097	324.4							
14	1'32.781	20.861	24.855	22.103	24.962	323.1							
15	1'35.432 P	20.723	24.835	22.175	27.699	324.3							
16	6'17.620	5'03.623	25.943	23.023	25.031								
17	1'32.919	20.773	24.832	22.157	25.157	326.2							
18	1'32.494	20.887	24.760	22.034	24.813	325.2							
15th 38 Bradley SMITH Monster Yamaha Tec GBR													
Runs=3 Total laps=22 Full laps=17													
1	2'07.562	51.547	27.198	23.059	25.758								
2	1'33.862	21.256	25.007	22.447	25.152	318.4							
3	1'32.812	20.934	24.746	22.179	24.953	321.1							
4	1'32.870	20.989	24.712	22.130	25.039	318.5							
5	1'32.944	21.090	24.633	22.169	25.052	319.0							
6	1'32.813	20.904	24.713	22.130	25.066	319.0							
7	1'33.027	20.994	24.756	22.174	25.103	319.0							
8	1'41.544 P	23.425	26.743	23.293	28.083	317.3							

Fastest Lap: Jorge LORENZO Movistar Yamaha Mot SPA 1'31.111 20.610 24.451 21.608 24.442

These data/results cannot be reproduced, stored and/or transmitted in whole or in part by any manner of electronic, mechanical, photocopying, recording, broadcasting or otherwise now known or herein after developed without the previous express consent by the copyright owner, except for reproduction in daily press and regular printed publications on sale to the public within 60 days of the event related to those data/results and always provided that copyright symbol appears together as follows below.
© DORNA, 2015



Free Practice Nr. 2

MotoGP

Lap	Lap Time	T1	T2	T3	T4	Speed	Lap	Lap Time	T1	T2	T3	T4	Speed		
9	6'08.278	4'54.789	25.842	22.350	25.297		18th 43 Jack MILLER								
10	1'33.081	21.138	24.885	22.028	25.030	315.9		LCR Honda	AUS						
11	1'32.639	20.925	24.714	22.067	24.933	316.3		Runs=4	Total laps=21	Full laps=14					
12	1'32.935	21.011	24.782	22.097	25.045	317.3		1	2'04.850	48.841	26.756	23.056	26.197		
13	1'32.853	20.899	24.666	22.131	25.157	318.1		2	1'34.560	21.443	25.248	22.350	25.519	317.1	
14	1'36.132	22.891	25.850	22.249	25.142	316.7		3	1'34.515	21.484	25.117	22.477	25.437	312.0	
15	1'32.871	20.883	24.823	22.105	25.060	318.0		4	1'34.056	21.435	24.988	22.364	25.269	310.3	
16	1'32.735	20.958	24.700	22.114	24.963	317.6		5	1'39.131	21.158	25.214	27.350	25.409	313.3	
17	1'35.060 P	20.926	24.717	22.004	27.413	317.8		6	1'33.714	21.209	24.920	22.250	25.335	313.8	
18	8'02.318	6'48.702	26.066	22.325	25.225			7	1'39.006 P	22.473	25.554	22.697	28.282	313.3	
19	1'32.525	20.814	24.794	21.971	24.946	318.0		8	6'21.172	5'04.489	26.037	25.270	25.376		
20	1'32.726	20.725	24.871	21.972	25.158	319.1		9	1'33.421	21.110	24.898	22.243	25.170	311.8	
21	1'32.508	20.751	24.733	22.083	24.941	320.8		10	1'33.782	21.187	25.035	22.313	25.247	315.0	
22	1'38.906	20.797	28.813	23.693	25.603	317.3		11	1'40.551	21.799	27.742	22.871	28.139	310.8	
								12	1'34.017	21.339	25.071	22.330	25.277	312.0	
								13	1'39.705 P	22.030	25.943	22.763	28.969	311.0	
								14	5'53.762	4'39.348	25.797	23.002	25.615		
								15	1'34.224	21.165	25.112	22.527	25.420	312.5	
								16	1'38.161 P	21.526	25.401	22.903	28.331	310.7	
								17	4'08.974	2'48.558	27.952	27.331	25.133		
								18	1'32.599	20.965	24.662	21.996	24.976	310.2	
								19	1'57.413	21.200	29.252	39.778	27.183	314.2	
							20	1'33.011	21.093	24.838	22.060	25.020	311.5		
							21	1'41.281	22.727	30.171	23.128	25.255	312.7		
							19th 6 Stefan BRADL								
								Aprilia Racing Team	GER						
								Runs=3	Total laps=20	Full laps=14					
								1	2'04.847	43.335	26.905	23.060	31.547		
								2	1'40.406	26.455	26.232	22.462	25.257	295.3	
								3	1'33.852	21.259	25.031	22.357	25.205	314.1	
								4	1'33.603	21.065	25.099	22.288	25.151	311.0	
								5	1'33.445	21.198	24.942	22.178	25.127	312.2	
								6	1'33.325	21.088	24.916	22.165	25.156	311.4	
								7	1'40.177 P	21.946	25.877	22.821	29.533	312.7	
								8	10'08.732	8'49.145	27.907	26.412	25.268		
								9	1'33.466	21.069	25.122	22.214	25.061	313.9	
								10	1'33.198	21.040	24.924	22.167	25.067	313.3	
								11	1'33.309	21.072	24.935	22.173	25.129	310.8	
								12	1'33.492	21.079	25.028	22.252	25.133	310.3	
								13	1'41.422 P	22.370	26.048	23.100	29.904	311.5	
								14	6'23.999	5'08.675	26.647	22.910	25.767		
								15	1'32.842	21.019	24.969	21.946	24.908	309.6	
								16	1'40.751	26.547	26.729	22.246	25.229	310.8	
								17	1'44.903	23.980	27.179	27.834	25.910	312.3	
								18	1'39.022	24.533	27.321	22.160	25.008	310.8	
								19	2'09.476	48.641	29.817	25.514	25.504	313.9	
							20	2'12.339 P	25.743	48.193	25.480	32.923	293.0		
							20th 19 Alvaro BAUTISTA								
								Aprilia Racing Team	SPA						
								Runs=3	Total laps=20	Full laps=15					
								1	1'49.725	33.306	27.114	23.279	26.026		
								2	1'33.741	21.287	25.043	22.294	25.117	311.0	
								3	1'33.268	21.022	24.963	22.223	25.060	313.3	
								4	1'33.593	21.156	25.006	22.212	25.219	312.9	
								5	1'33.636	21.191	24.969	22.321	25.155	311.9	
							6	1'33.704	21.314	24.899	22.297	25.194	311.6		
							7	1'37.292 P	21.275	25.010	22.322	28.685	311.5		
Fastest Lap: Jorge LORENZO															
Movistar Yamaha Mot				SPA		1'31.111		20.610		24.451		21.608		24.442	

These data/results cannot be reproduced, stored and/or transmitted in whole or in part by any manner of electronic, mechanical, photocopying, recording, broadcasting or otherwise now known or herein after developed without the previous express consent by the copyright owner, except for reproduction in daily press and regular printed publications on sale to the public within 60 days of the event related to those data/results and always provided that copyright symbol appears together as follows below.
© DORNA, 2015



Free Practice Nr. 2

MotoGP

Lap	Lap Time	T1	T2	T3	T4	Speed	Lap	Lap Time	T1	T2	T3	T4	Speed				
21st 45 Scott REDDING EG 0,0 Marc VDS GBR							23rd 24 Toni ELIAS Forward Racing SPA										
Runs=4			Total laps=19			Full laps=11			Runs=4			Total laps=18			Full laps=11		
1	2'06.301	40.084	28.086	24.146	33.985		1	2'16.620	58.774	28.024	23.376	26.446					
2	1'35.469	21.561	25.764	22.563	25.581	313.0	2	1'35.067	21.417	25.484	22.554	25.612	311.5				
3	1'39.447	25.208	25.960	22.635	25.644	316.2	3	1'34.613	21.239	25.332	22.563	25.479	313.3				
4	1'34.150	21.169	25.252	22.426	25.303	311.4	4	1'37.140	23.915	25.355	22.455	25.415	313.7				
5	1'50.388 P	29.583	29.284	23.227	28.294	311.2	5	1'34.237	21.205	25.316	22.302	25.414	316.4				
6	7'09.784	5'54.743	26.389	22.982	25.670		6	1'33.820	21.209	24.992	22.284	25.335	314.2				
7	1'33.310	21.086	24.948	22.143	25.133	311.9	7	1'46.644 P	23.801	29.026	23.942	29.875	315.0				
8	1'33.238	20.954	24.887	22.185	25.212	313.0	8	9'23.243	8'07.938	27.470	22.406	25.429					
9	1'41.384	21.000	29.303	24.238	26.843	311.9	9	1'34.074	21.190	25.205	22.301	25.378	313.0				
10	1'33.687	20.962	25.045	22.302	25.378	315.3	10	1'41.937 P	22.856	25.209	22.267	31.605	313.9				
11	1'44.222 P	23.456	29.895	23.112	27.759	286.5	11	5'54.864	4'38.975	25.953	22.760	27.176					
12	6'46.846	5'30.750	27.054	23.201	25.841		12	1'34.154	21.134	25.226	22.419	25.375	315.3				
13	1'33.797	21.095	25.027	22.287	25.388	312.6	13	1'42.756 P	24.378	26.444	23.337	28.597	315.5				
14	1'42.748	24.674	26.015	22.944	29.115	310.4	14	5'50.652	4'34.130	26.828	23.106	26.588					
15	1'35.686 P	21.131	24.883	22.218	27.454	311.5	15	1'35.965	21.078	25.128	22.197	27.562	315.0				
16	5'50.740	4'35.509	26.450	22.989	25.792		16	1'33.411	21.050	24.969	22.030	25.362	313.3				
17	1'38.697	21.232	27.774	23.983	25.708	312.7	17	1'35.660	21.068	25.826	23.456	25.310	314.4				
18	1'34.403	21.348	25.182	22.405	25.468	313.7	18	1'38.568	20.987	27.331	24.539	25.711	316.6				
19	2'12.719 P	32.331	44.869	27.054	28.465	310.8											
22nd 63 Mike DI MEGLIO Avintia Racing FRA							24th 50 Eugene LAVERTY Aspar MotoGP Team IRL										
Runs=4			Total laps=18			Full laps=11			Runs=4			Total laps=20			Full laps=12		
1	2'01.146	37.172	27.588	24.340	32.046		1	2'19.950	58.466	28.132	24.337	29.015					
2	1'37.450	21.281	25.245	23.598	27.326	312.7	2	1'34.508	21.413	25.336	22.360	25.399	315.2				
3	1'33.637	21.160	25.030	22.229	25.218	312.7	3	1'34.230	21.556	25.108	22.282	25.284	313.9				
4	1'34.461	21.342	25.030	22.518	25.571	313.7	4	1'34.163	21.231	25.016	22.458	25.458	308.8				
5	1'33.687	21.226	24.917	22.410	25.134	313.5	5	1'33.996	21.076	25.062	22.425	25.433	312.0				
6	1'33.933	21.065	25.274	22.316	25.278	316.6	6	1'33.914	21.221	25.058	22.265	25.370	311.8				
7	1'40.443 P	21.301	25.771	23.340	30.031	315.6	7	1'38.075 P	21.367	25.104	22.494	29.110	312.3				
8	9'29.058	8'15.721	25.533	22.411	25.393		8	6'53.356	5'38.449	26.503	22.771	25.633					
9	1'33.815	21.290	25.070	22.229	25.226	313.3	9	1'34.111	21.384	25.080	22.439	25.208	306.5				
10	1'39.840 P	22.452	26.496	22.600	28.292	312.3	10	1'33.879	21.172	25.067	22.333	25.307	311.8				
11	5'27.299	4'13.699	25.628	22.505	25.467		11	1'34.031	21.114	25.145	22.426	25.346	311.1				
12	1'33.742	21.203	25.131	22.205	25.203	310.7	12	1'38.467 P	21.279	25.095	22.302	29.791	312.5				
13	1'37.936 P	21.629	25.640	22.788	27.879	310.6	13	7'39.223	6'23.193	26.742	23.195	26.093					
14	7'02.707	5'48.701	26.082	22.511	25.413		14	1'34.077	21.187	25.162	22.310	25.418	309.0				
15	1'33.561	21.153	25.052	22.148	25.208	311.4	15	1'33.904	21.131	25.025	22.283	25.465	308.2				
16	1'33.268	20.950	24.940	22.159	25.219	314.2	16	1'37.475 P	22.149	25.343	22.311	27.672	307.4				
17	1'33.660	21.106	25.008	22.287	25.259	311.5	17	4'18.589	3'03.069	26.611	22.995	25.914					
18	1'33.970	21.249	24.969	22.423	25.329	312.5	18	1'33.415	20.999	25.045	22.158	25.213	310.4				
							19	1'33.699	21.219	24.934	22.207	25.339	309.4				
							20	2'16.463 P	21.061	24.880	36.189	54.333	310.0				
25th 13 Anthony WEST AB Motoracing AUS																	
Runs=3			Total laps=20			Full laps=15											
1	1'50.231	29.509	27.841	24.160	28.721												
2	1'35.294	21.474	25.593	22.458	25.769	310.6											
3	1'34.919	21.483	25.425	22.468	25.543	307.8											
4	1'34.818	21.701	25.360	22.416	25.341	305.7											
5	1'40.307	21.633	28.636	24.073	25.965	309.4											
6	1'34.974	21.367	25.400	22.579	25.628	308.4											
7	1'44.619 P	24.396	27.283	22.928	30.012	304.5											
8	8'49.971	7'33.571	26.836	23.447	26.117												
9	1'34.587	21.409	25.343	22.393	25.442	303.7											

Fastest Lap: Jorge LORENZO Movistar Yamaha Mot SPA **1'31.111** 20.610 24.451 21.608 24.442

These data/results cannot be reproduced, stored and/or transmitted in whole or in part by any manner of electronic, mechanical, photocopying, recording, broadcasting or otherwise now known or herein after developed without the previous express consent by the copyright owner, except for reproduction in daily press and regular printed publications on sale to the public within 60 days of the event related to those data/results and always provided that copyright symbol appears together as follows below.
© DORNA, 2015

Official MotoGP Timing by TISSOT
www.motogp.com

Cheste, Friday, November 06, 2015

Page 5 of 6



Free Practice Nr. 2

MotoGP

Lap	Lap Time	T1	T2	T3	T4	Speed	Lap	Lap Time	T1	T2	T3	T4	Speed
10	1'48.723	24.525	27.401	28.171	28.626	304.4							
11	1'34.572	21.270	25.449	22.433	25.420	305.9							
12	1'34.655	21.365	25.315	22.475	25.500	307.4							
13	1'39.888	22.412	27.155	23.871	26.450	304.0							
14	1'34.292	21.328	25.167	22.389	25.408	309.8							
15	1'40.095 P	22.236	26.289	23.022	28.548	309.5							
16	7'02.035	5'33.719	29.613	26.740	31.963								
17	1'33.864	21.209	25.050	22.287	25.318	311.9							
18	1'54.966	22.672	27.689	26.838	37.767	308.8							
19	1'33.838	21.202	25.093	22.295	25.248	309.2							
20	1'34.103	21.181	25.143	22.332	25.447	309.9							

26th 23 Broc PARKES E-Motion IodaRacing AUS
 Runs=3 Total laps=15 Full laps=9

1	2'04.585	44.620	26.981	23.248	29.736								
2	1'36.148	22.063	25.750	22.624	25.711	299.2							
3	1'35.577	21.785	25.535	22.664	25.593	299.6							
4	1'48.050	23.169	27.847	29.244	27.790	299.8							
5	1'35.412	21.675	25.615	22.674	25.448	301.7							
6	1'34.914	21.514	25.346	22.477	25.577	299.8							
7	1'34.839	21.515	25.323	22.572	25.429	293.9							
8	1'51.760 P	23.842	29.479	24.746	33.693	299.6							
9	9'17.197	7'56.915	28.749	25.420	26.113								
10	1'35.547	21.713	25.600	22.632	25.602	300.2							
11	1'34.930	21.496	25.412	22.491	25.531	296.4							
12	1'34.880	21.464	25.318	22.570	25.528	298.3							
13	1'52.619 P	23.862	29.576	25.780	33.401	299.6							
14	9'57.587	8'37.905	28.567	24.581	26.534								
15	1'43.926 P	21.694	25.800	22.618	33.814	298.3							

Fastest Lap: Jorge LORENZO Movistar Yamaha Mot SPA **1'31.111** 20.610 24.451 21.608 24.442

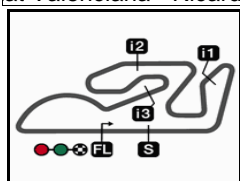
These data/results cannot be reproduced, stored and/or transmitted in whole or in part by any manner of electronic, mechanical, photocopying, recording, broadcasting or otherwise now known or herein after developed without the previous express consent by the copyright owner, except for reproduction in daily press and regular printed publications on sale to the public within 60 days of the event related to those data/results and always provided that copyright symbol appears together as follows below.
 © DORNA, 2015

Official MotoGP Timing by TISSOT
 www.motogp.com

Cheste, Friday, November 06, 2015

Page 6 of 6





4005 m.

GP MOTUL DE LA COMUNITAT VALENCIANA

Free Practice Nr. 2

Best Partial Times

MotoGP

IT Ideal Lap Time, sum of the best partial times


BT Best Lap Time

T1		T2		T3		T4				IT	BT	
Pos	Rider	Time	Rider	Time	Rider	Time	Rider	Time	Pos	Rider	IT	BT
1	A.IANNONE	20.419	V.ROSSI	24.340	J.LORENZO	21.608	J.LORENZO	24.442	1	J.LORENZO	1'30.921	1'31.111 (1)
2	J.LORENZO	20.493	J.LORENZO	24.378	V.ROSSI	21.695	A.IANNONE	24.462	2	A.IANNONE	1'31.189	1'31.444 (3)
3	M.MARQUEZ	20.530	M.VIÑALES	24.481	D.PETRUCCI	21.701	D.PEDROSA	24.501	3	V.ROSSI	1'31.266	1'31.475 (4)
4	D.PEDROSA	20.532	M.MARQUEZ	24.487	A.ESPARGARO	21.705	M.MARQUEZ	24.593	4	D.PEDROSA	1'31.377	1'31.377 (2)
5	P.ESPARGARO	20.570	A.ESPARGARO	24.505	M.MARQUEZ	21.767	D.PETRUCCI	24.597	4	M.MARQUEZ	1'31.377	1'31.481 (5)
6	V.ROSSI	20.625	D.PETRUCCI	24.506	H.BARBERA	21.784	V.ROSSI	24.606	6	P.ESPARGAR	1'31.568	1'31.674 (7)
7	A.ESPARGARO	20.656	A.IANNONE	24.513	A.IANNONE	21.795	P.ESPARGARO	24.623	7	D.PETRUCCI	1'31.575	1'31.575 (6)
8	A.DOVIZIOSO	20.723	C.CRUTCHLOW	24.514	D.PEDROSA	21.799	C.CRUTCHLOW	24.651	8	A.ESPARGAR	1'31.594	1'31.678 (8)
9	B.SMITH	20.725	D.PEDROSA	24.545	C.CRUTCHLOW	21.801	A.ESPARGARO	24.728	9	C.CRUTCHLO	1'31.735	1'31.803 (9)
10	Y.HERNANDEZ	20.738	P.ESPARGARO	24.568	P.ESPARGARO	21.807	A.DOVIZIOSO	24.780	10	M.VIÑALES	1'31.884	1'31.986 (10)
11	M.VIÑALES	20.762	H.BARBERA	24.581	M.VIÑALES	21.859	M.VIÑALES	24.782	11	H.BARBERA	1'31.954	1'32.044 (11)
12	H.BARBERA	20.768	B.SMITH	24.633	L.BAZ	21.942	H.BARBERA	24.821	12	B.SMITH	1'32.262	1'32.508 (15)
13	C.CRUTCHLOW	20.769	M.PIRRO	24.661	S.BRADL	21.946	M.PIRRO	24.893	13	A.DOVIZIOSO	1'32.297	1'32.494 (14)
14	D.PETRUCCI	20.771	J.MILLER	24.662	B.SMITH	21.971	S.BRADL	24.908	14	M.PIRRO	1'32.399	1'32.399 (12)
15	M.PIRRO	20.832	Y.HERNANDEZ	24.694	N.HAYDEN	21.982	L.BAZ	24.912	15	Y.HERNANDEZ	1'32.451	1'32.464 (13)
16	N.HAYDEN	20.884	L.BAZ	24.703	J.MILLER	21.996	B.SMITH	24.933	16	L.BAZ	1'32.508	1'32.597 (17)
17	M.DI MEGLIO	20.950	A.BAUTISTA	24.746	M.PIRRO	22.013	Y.HERNANDEZ	24.961	17	N.HAYDEN	1'32.595	1'32.595 (16)
18	L.BAZ	20.951	N.HAYDEN	24.746	T.ELIAS	22.030	J.MILLER	24.976	18	J.MILLER	1'32.599	1'32.599 (18)
19	S.REDDING	20.954	A.DOVIZIOSO	24.760	A.DOVIZIOSO	22.034	N.HAYDEN	24.983	19	S.BRADL	1'32.789	1'32.842 (19)
20	J.MILLER	20.965	E.LAVERTY	24.880	Y.HERNANDEZ	22.058	A.BAUTISTA	25.010	20	A.BAUTISTA	1'32.853	1'32.945 (20)
21	T.ELIAS	20.987	S.REDDING	24.883	A.BAUTISTA	22.075	S.REDDING	25.133	21	S.REDDING	1'33.113	1'33.238 (21)
22	E.LAVERTY	20.999	S.BRADL	24.916	S.REDDING	22.143	M.DI MEGLIO	25.134	22	M.DI MEGLIO	1'33.149	1'33.268 (22)
23	S.BRADL	21.019	M.DI MEGLIO	24.917	M.DI MEGLIO	22.148	E.LAVERTY	25.208	23	E.LAVERTY	1'33.245	1'33.415 (24)
24	A.BAUTISTA	21.022	T.ELIAS	24.969	E.LAVERTY	22.158	A.WEST	25.248	24	T.ELIAS	1'33.296	1'33.411 (23)

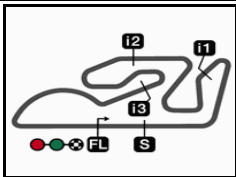
These data/results cannot be reproduced, stored and/or transmitted in whole or in part by any manner of electronic, mechanical, photocopying, recording, broadcasting or otherwise now known or herein after developed without the previous express consent by the copyright owner, except for reproduction in daily press and regular printed publications on sale to the public within 60 days of the event related to those data/results and always provided that copyright symbol appears together as follows below.
© DORNA, 2015



at Valenciana - Ricard

Results and timing service provided by 

MotoGP



4005 m.

GP MOTUL DE LA COMUNITAT VALENCIANA

Free Practice Nr. 2

Best Partial Times

IT Ideal Lap Time, sum of the best partial times

BT Best Lap Time

<i>T1</i>		<i>T2</i>		<i>T3</i>		<i>T4</i>				<i>IT</i>	<i>BT</i>	
<i>Pos</i>	<i>Rider</i>	<i>Time</i>	<i>Rider</i>	<i>Time</i>	<i>Rider</i>	<i>Time</i>	<i>Rider</i>	<i>Time</i>	<i>Pos</i>	<i>Rider</i>		
25	A.WEST	21.181	A.WEST	25.050	A.WEST	22.287	T.ELIAS	25.310	25	A.WEST	1'33.766	1'33.838 (25)
26	B.PARKES	21.464	B.PARKES	25.318	B.PARKES	22.477	B.PARKES	25.429	26	B.PARKES	1'34.688	1'34.839 (26)

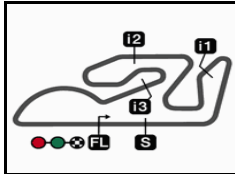
These data/results cannot be reproduced, stored and/or transmitted in whole or in part by any manner of electronic, mechanical, photocopying, recording, broadcasting or otherwise now known or herein after developed without the previous express consent by the copyright owner, except for reproduction in daily press and regular printed publications on sale to the public within 60 days of the event related to those data/results and always provided that copyright symbol appears together as follows below.

© DORNA, 2015

Official MotoGP Timing by 


www.motogp.com





4005 m.

GP MOTUL DE LA COMUNITAT VALENCIANA**Free Practice Nr. 2****Fastest Laps Sequence**

<i>Practice Time</i>	 <i>Rider</i>	<i>Nation</i>	<i>Motorcycle</i>	<i>Time</i>	<i>Km/h</i>	<i>Rider's Lap</i>
3'22.052	93 Marc MARQUEZ	SPA	HONDA	1'33.186	154.7	2
3'22.092	9 Danilo PETRUCCI	ITA	DUCATI	1'32.916	155.1	2
4'04.006	41 Aleix ESPARGARO	SPA	SUZUKI	1'32.521	155.8	2
4'54.559	93 Marc MARQUEZ	SPA	HONDA	1'32.507	155.8	3
5'35.994	41 Aleix ESPARGARO	SPA	SUZUKI	1'31.988	156.7	3
5'40.445	46 Valentino ROSSI	ITA	YAMAHA	1'31.851	156.9	3
7'58.459	93 Marc MARQUEZ	SPA	HONDA	1'31.751	157.1	5
19'06.609	46 Valentino ROSSI	ITA	YAMAHA	1'31.557	157.4	9
20'42.584	93 Marc MARQUEZ	SPA	HONDA	1'31.492	157.5	9
35'06.947	93 Marc MARQUEZ	SPA	HONDA	1'31.481	157.6	16
36'49.036	99 Jorge LORENZO	SPA	YAMAHA	1'31.111	158.2	13

These data/results cannot be reproduced, stored and/or transmitted in whole or in part by any manner of electronic, mechanical, photocopying, recording, broadcasting or otherwise now known or herein after developed without the previous express consent by the copyright owner, except for reproduction in daily press and regular printed publications on sale to the public within 60 days of the event related to those data/results and always provided that copyright symbol appears together as follows below.

© DORNA, 2015

Official MotoGP Timing by **TISSOT**
www.motogp.com

Cheste, Friday, November 06, 2015

