


5513 m.

**RED BULL GRAND PRIX OF THE AMERICAS****Free Practice Nr. 1****Classification****3**

	<i>Rider</i>	<i>Nation</i>	<i>Team</i>	<i>Motorcycle</i>	<i>Time</i>	<i>Lap Total</i>	<i>Gap</i>	<i>Top Speed</i>
1	93 <b>Marc MARQUEZ</b>	SPA	Repsol Honda Team	HONDA	<b>2'04.953</b>	10 17		<b>338.8</b>
2	99 <b>Jorge LORENZO</b>	SPA	Movistar Yamaha MotoGP	YAMAHA	<b>2'05.208</b>	13 15	0.255 0.255	<b>337.7</b>
3	29 <b>Andrea IANNONE</b>	ITA	Ducati Team	DUCATI	<b>2'05.570</b>	9 14	0.617 0.362	<b>344.2</b>
4	8 <b>Hector BARBERA</b>	SPA	Avintia Racing	DUCATI	<b>2'05.682</b>	15 15	0.729 0.112	<b>338.1</b>
5	4 <b>Andrea DOVIZIOSO</b>	ITA	Ducati Team	DUCATI	<b>2'06.032</b>	9 14	1.079 0.350	<b>345.2</b>
6	45 <b>Scott REDDING</b>	GBR	OCTO Pramac Yakhnich	DUCATI	<b>2'06.224</b>	14 16	1.271 0.192	<b>341.4</b>
7	46 <b>Valentino ROSSI</b>	ITA	Movistar Yamaha MotoGP	YAMAHA	<b>2'06.252</b>	16 16	1.299 0.028	<b>338.9</b>
8	68 <b>Yonny HERNANDEZ</b>	COL	Aspar Team MotoGP	DUCATI	<b>2'06.264</b>	13 13	1.311 0.012	<b>340.0</b>
9	25 <b>Maverick VIÑALES</b>	SPA	Team SUZUKI ECSTAR	SUZUKI	<b>2'06.367</b>	13 15	1.414 0.103	<b>340.9</b>
10	26 <b>Dani PEDROSA</b>	SPA	Repsol Honda Team	HONDA	<b>2'06.450</b>	16 16	1.497 0.083	<b>340.9</b>
11	41 <b>Aleix ESPARGARO</b>	SPA	Team SUZUKI ECSTAR	SUZUKI	<b>2'06.482</b>	12 13	1.529 0.032	<b>336.4</b>
12	44 <b>Poi ESPARGARO</b>	SPA	Monster Yamaha Tech 3	YAMAHA	<b>2'06.581</b>	9 16	1.628 0.099	<b>340.2</b>
13	35 <b>Cal CRUTCHLOW</b>	GBR	LCR Honda	HONDA	<b>2'06.772</b>	11 15	1.819 0.191	<b>338.3</b>
14	6 <b>Stefan BRADL</b>	GER	Aprilia Racing Team Gresini	APRILIA	<b>2'07.135</b>	14 14	2.182 0.363	<b>334.0</b>
15	53 <b>Tito RABAT</b>	SPA	Estrella Galicia 0,0 Marc VDS	HONDA	<b>2'07.189</b>	17 18	2.236 0.054	<b>335.7</b>
16	38 <b>Bradley SMITH</b>	GBR	Monster Yamaha Tech 3	YAMAHA	<b>2'07.259</b>	11 13	2.306 0.070	<b>338.9</b>
17	50 <b>Eugene LAVERTY</b>	IRL	Aspar Team MotoGP	DUCATI	<b>2'07.261</b>	15 15	2.308 0.002	<b>343.1</b>
18	19 <b>Alvaro BAUTISTA</b>	SPA	Aprilia Racing Team Gresini	APRILIA	<b>2'07.449</b>	15 16	2.496 0.188	<b>336.0</b>
19	76 <b>Loris BAZ</b>	FRA	Avintia Racing	DUCATI	<b>2'07.506</b>	14 14	2.553 0.057	<b>335.0</b>
20	51 <b>Michele PIRRO</b>	ITA	OCTO Pramac Yakhnich	DUCATI	<b>2'07.895</b>	9 13	2.942 0.389	<b>338.3</b>
21	43 <b>Jack MILLER</b>	AUS	Estrella Galicia 0,0 Marc VDS	HONDA	<b>2'07.897</b>	5 7	2.944 0.002	<b>338.6</b>

**Practice condition: Dry**

Air: 21°

Humidity: 38%

Ground: 25°

<b>Fastest Lap:</b>	Lap: 10	<b>Marc MARQUEZ</b>	<b>2'04.953</b>	158.8 Km/h
<b>Circuit Record Lap:</b>	2014	<b>Marc MARQUEZ</b>	<b>2'03.575</b>	160.6 Km/h
<b>Circuit Best Lap:</b>	2015	<b>Marc MARQUEZ</b>	<b>2'02.135</b>	162.4 Km/h

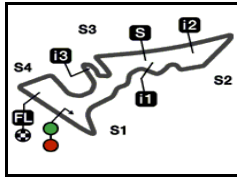
The results are provisional until the end of the limit for protest and appeals.

Time limit for protest expires 30' after publication of the results - Mr. .... Time: .....

These data/results cannot be reproduced, stored and/or transmitted in whole or in part by any manner of electronic, mechanical, photocopying, recording, broadcasting or otherwise now known or herein after developed without the previous express consent by the copyright owner, except for reproduction in daily press and regular printed publications on sale to the public within 60 days of the event related to those data/results and always provided that copyright symbol appears together as follows below.

© DORNA, 2016

Official MotoGP Timing by **TISSOT**  
www.motogp.com**Austin, Friday, April 08, 2016**



5513 m.

## RED BULL GRAND PRIX OF THE AMERICAS

## Free Practice Nr. 1

## Top Speed &amp; Average

4



Rider	Nation	Motorcycle	Top 5 speeds					Average	Top
4 <b>Andrea DOVIZIOSO</b>	ITA	DUCATI	345.2	342.8	342.8	342.4	342.2	342.9	<b>345.2</b>
29 <b>Andrea IANNONE</b>	ITA	DUCATI	344.2	344.0	343.6	342.8	341.9	343.3	<b>344.2</b>
50 <b>Eugene LAVERTY</b>	IRL	DUCATI	343.1	341.3	339.9	339.7	338.6	340.5	<b>343.1</b>
45 <b>Scott REDDING</b>	GBR	DUCATI	341.4	341.0	340.9	340.6	339.7	340.7	<b>341.4</b>
25 <b>Maverick VIÑALES</b>	SPA	SUZUKI	340.9	339.9	338.8	337.5	337.1	338.8	<b>340.9</b>
26 <b>Dani PEDROSA</b>	SPA	HONDA	340.9	340.1	339.0	338.9	338.6	339.5	<b>340.9</b>
44 <b>Pol ESPARGARO</b>	SPA	YAMAHA	340.2	338.8	338.8	337.2	337.2	338.4	<b>340.2</b>
68 <b>Yonny HERNANDEZ</b>	COL	DUCATI	340.0	339.1	338.2	337.6	336.8	338.3	<b>340.0</b>
38 <b>Bradley SMITH</b>	GBR	YAMAHA	338.9	337.1	336.6	336.4	336.3	337.1	<b>338.9</b>
46 <b>Valentino ROSSI</b>	ITA	YAMAHA	338.9	338.7	338.1	337.8	337.0	337.9	<b>338.9</b>
93 <b>Marc MARQUEZ</b>	SPA	HONDA	338.8	337.8	337.5	336.7	336.6	337.5	<b>338.8</b>
43 <b>Jack MILLER</b>	AUS	HONDA	338.6	338.0	336.7	336.6	334.7	336.9	<b>338.6</b>
35 <b>Cal CRUTCHLOW</b>	GBR	HONDA	338.3	336.7	336.4	336.2	333.7	336.3	<b>338.3</b>
51 <b>Michele PIRRO</b>	ITA	DUCATI	338.3	338.1	337.7	337.5	336.8	337.5	<b>338.3</b>
8 <b>Hector BARBERA</b>	SPA	DUCATI	338.1	337.1	336.2	333.3	333.2	335.6	<b>338.1</b>
99 <b>Jorge LORENZO</b>	SPA	YAMAHA	337.7	337.3	336.7	336.2	335.7	336.7	<b>337.7</b>
41 <b>Aleix ESPARGARO</b>	SPA	SUZUKI	336.4	336.4	336.0	335.8	334.7	335.9	<b>336.4</b>
19 <b>Alvaro BAUTISTA</b>	SPA	APRILIA	336.0	335.5	335.0	334.9	334.5	335.2	<b>336.0</b>
53 <b>Tito RABAT</b>	SPA	HONDA	335.7	334.6	333.4	333.2	332.8	333.9	<b>335.7</b>
76 <b>Loris BAZ</b>	FRA	DUCATI	335.0	333.2	333.1	331.3	331.2	332.5	<b>335.0</b>
6 <b>Stefan BRADL</b>	GER	APRILIA	334.0	333.1	332.5	331.6	331.4	332.3	<b>334.0</b>

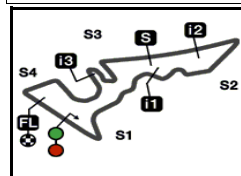
These data/results cannot be reproduced, stored and/or transmitted in whole or in part by any manner of electronic, mechanical, photocopying, recording, broadcasting or otherwise now known or herein after developed without the previous express consent by the copyright owner, except for reproduction in daily press and regular printed publications on sale to the public within 60 days of the event related to those data/results and always provided that copyright symbol appears together as follows below.

© DORNA, 2016

Official MotoGP Timing by TISSOT  
www.motogp.com



Austin, Friday, April 08, 2016



5513 m.

## RED BULL GRAND PRIX OF THE AMERICAS

## Free Practice Nr. 1

## Chronological Analysis of Performances

5

\* Lap / Sector time cancelled

T1 Time from finish line to 1st intermediate

T3 Time from 2nd intermed. to 3rd intermed.

P Crossing the finish line in pit lane

T2 Time from 1st intermed. to 2nd intermed.

T4 Time from 3rd intermediate to finish line

Lap	Lap Time	T1	T2	T3	T4	Speed	Lap	Lap Time	T1	T2	T3	T4	Speed		
<b>1st</b>	<b>93</b>	<b>Marc MARQUEZ</b> Repsol Honda Team SPA						7	2'17.445	P	39.508	32.570	32.909	32.458	330.6
		Runs=3	Total laps=17	Full laps=12			8	8'29.323		6'54.376	31.677	32.742	30.528	341.0	
1	2'37.019	59.690	33.385	33.609	30.335	332.2	9	<b>2'05.570</b>	<b>35.585</b>	30.363	<b>30.982</b>	<b>28.640</b>	<b>344.2</b>		
2	<b>2'08.469</b>	36.718	31.094	31.523	29.134	337.8	10	<b>2'05.955</b>	35.715	<b>30.307</b>	31.065	28.868	342.8		
3	<b>2'07.057</b>	35.770	30.807	31.280	29.200	336.6	11	2'12.076	P	36.807	31.033	32.379	31.857	339.3	
4	<b>2'06.093</b>	35.883	30.392	30.871	28.947	337.5	12	10'11.190		8'24.358	34.521	42.973	29.338	129.6	
5	<b>2'05.435</b>	35.602	30.130	30.936	28.767	336.7	13	<b>2'06.641</b>		35.899	30.335	31.567	28.840	341.8	
6	2'12.890	P	37.855	30.828	31.485	<b>32.722</b>	14	<b>2'06.393</b>		35.840	30.613	31.204	28.736	341.9	
7	7'01.821		5'27.100	32.333	32.465	29.923	330.4								
8	<b>2'06.599</b>		36.178	30.596	30.917	28.908	334.0	<b>4th</b>	<b>8</b>	<b>Hector BARBERA</b> Avintia Racing SPA					
9	<b>2'05.427</b>		35.708	30.284	30.794	<b>28.641</b>	333.5			Runs=3	Total laps=15	Full laps=10			
10	<b>2'04.953</b>		35.524	<b>30.043</b>	<b>30.707</b>	28.679	335.1	1	2'23.554	45.039	33.709	33.970	30.836	326.7	
11	<b>2'05.334</b>		35.485	30.128	30.846	28.875	334.9	2	<b>2'11.283</b>	37.021	31.859	32.514	29.889	311.8	
12	2'16.432	P	39.010	31.613	31.846	<b>33.963</b>	332.3	3	<b>2'08.893</b>	36.237	31.417	32.071	29.168	317.8	
13	6'30.637		4'57.154	31.624	31.861	29.998	332.8	4	<b>2'08.656</b>	36.312	31.166	31.918	29.260	312.6	
14	<b>2'12.462</b>		35.698	30.274	31.290	35.200	332.5	5	<b>2'13.205</b>	36.086	31.525	36.355	29.239	308.4	
15	<b>2'06.646</b>		36.147	30.206	30.946	29.347	336.3	6	<b>2'07.453</b>	35.913	30.933	31.468	29.139	333.3	
16	<b>2'06.287</b>		35.597	30.111	31.693	28.886	336.5	7	2'17.815	P	36.065	31.577	34.224	35.949	315.0
17	<b>2'05.232</b>		<b>35.464</b>	30.059	30.849	28.860	<b>338.8</b>	8	8'24.713		6'44.087	33.825	34.810	31.991	314.1
								9	2'25.954	P	40.200	39.284	32.242	34.228	333.2
<b>2nd</b>	<b>99</b>	<b>Jorge LORENZO</b> Movistar Yamaha Mot SPA						10	9'40.981		8'07.967	31.775	31.906	29.333	330.2
		Runs=3	Total laps=15	Full laps=10			11	<b>2'06.742</b>		35.765	30.742	31.239	28.996	336.2	
1	2'22.368	44.054	34.159	33.670	30.485	328.4	12	<b>2'06.094</b>		<b>35.533</b>	30.558	31.205	28.798	337.1	
2	<b>2'11.561</b>	37.612	31.836	32.380	29.733	327.5	13	<b>2'07.805</b>		35.654	30.624	32.209	29.318	323.7	
3	<b>2'08.453</b>	36.395	31.142	31.716	29.200	334.6	14	<b>2'27.587</b>		41.019	37.171	39.011	30.386	261.8	
4	<b>2'07.793</b>	36.206	30.873	31.558	29.156	333.0	15	<b>2'05.682</b>		35.545	<b>30.390</b>	<b>30.957</b>	<b>28.790</b>	<b>338.1</b>	
5	<b>2'06.693</b>	35.833	30.603	31.210	29.047	334.8									
6	2'09.654	P	35.746	30.469	31.275	32.164	333.8	<b>5th</b>	<b>4</b>	<b>Andrea DOVIZIOSO</b> Ducati Team ITA					
7	10'15.570		8'44.100	31.123	31.481	28.866	335.7			Runs=3	Total laps=14	Full laps=8			
8	<b>2'06.284</b>		35.714	30.493	31.209	28.868	332.5	1	2'32.167	52.963	34.363	33.416	31.425	333.8	
9	<b>2'05.919</b>		35.782	30.398	31.039	28.700	335.5	2	<b>2'12.051</b>	37.866	32.152	32.057	29.976	342.2	
10	2'09.188	P	35.558	30.429	31.190	32.011	334.9	3	<b>2'08.653</b>	36.827	31.316	31.200	29.310	<b>345.2</b>	
11	8'11.610		6'40.812	30.410	31.534	28.854	336.2	4	<b>2'07.066</b>	35.896	30.838	31.196	29.136	341.9	
12	<b>2'06.132</b>		35.621	30.438	31.352	28.721	334.3	5	2'11.587	P	35.927	30.748	32.293	32.619	342.4
13	<b>2'05.208</b>		<b>35.484</b>	<b>30.126</b>	<b>30.941</b>	<b>28.657</b>	336.7	6	10'03.881		8'31.405	31.543	31.421	29.512	341.2
14	<b>2'05.450</b>		35.498	30.274	30.972	28.706	<b>337.7</b>	7	<b>2'07.565</b>	36.052	30.618	31.471	29.424	340.4	
15	<b>2'14.461</b>		41.606	32.808	31.263	28.784	337.3	8	<b>2'06.212</b>	35.714	30.487	31.081	<b>28.930</b>	342.8	
								9	<b>2'06.032</b>	35.543	30.563	30.950	28.976	342.8	
<b>3rd</b>	<b>29</b>	<b>Andrea IANNONE</b> Ducati Team ITA						10	2'09.899	P	<b>35.434</b>	30.425	31.145	32.895	342.2
		Runs=3	Total laps=14	Full laps=9			11	9'09.167		7'36.665	31.469	31.815	29.218	340.9	
1	2'57.871	1'08.123	33.981	40.747	35.020	333.6	12	<b>2'06.308</b>		35.579	30.571	31.045	29.113	340.9	
2	<b>2'11.788</b>	37.904	32.132	32.274	29.478	332.0	13	<b>2'06.048</b>		35.568	<b>30.364</b>	<b>30.890</b>	29.226	341.9	
3	<b>2'09.226</b>	36.759	31.334	31.847	29.286	341.8	14	2'24.912	P	39.982	36.317	34.273	34.340	320.3	
4	<b>2'08.005</b>	36.153	31.202	31.618	29.032	341.5									
5	<b>2'11.197</b>	39.447	31.155	31.739	28.856	344.0									
6	<b>2'06.537</b>	35.886	30.651	31.310	28.690	343.6									

**Fastest Lap:** Marc MARQUEZ Repsol Honda Team SPA **2'04.953** 35.524 30.043 30.707 28.679

These data/results cannot be reproduced, stored and/or transmitted in whole or in part by any manner of electronic, mechanical, photocopying, recording, broadcasting or otherwise now known or herein after developed without the previous express consent by the copyright owner, except for reproduction in daily press and regular printed publications on sale to the public within 60 days of the event related to those data/results and always provided that copyright symbol appears together as follows below.  
© DORNA, 2016



## Free Practice Nr. 1

MotoGP

Lap	Lap Time	T1	T2	T3	T4	Speed	Lap	Lap Time	T1	T2	T3	T4	Speed	
<b>6th</b>	<b>45</b>	<b>Scott REDDING</b> OCTO Pramac Yakhn GBR						1	3'06.872	1'26.810	33.806	35.486	30.770	336.8
		Runs=3			Total laps=16		Full laps=11							
1	2'53.941	1'15.524	34.034	33.588	30.795	329.7	2	<b>2'12.777</b>	37.437	31.633	34.033	29.674	338.8	
2	<b>2'10.854</b>	37.204	31.699	32.221	29.730	339.7	3	<b>2'10.435</b>	36.481	30.998	32.005	30.951	336.2	
3	<b>2'08.134</b>	36.253	30.910	31.549	29.422	340.9	4	<b>2'07.880</b>	36.259	31.059	31.522	29.040	339.9	
4	<b>2'07.437</b>	35.906	30.875	31.391	29.265	340.6	5	<b>2'07.220</b>	35.880	30.863	31.434	29.043	340.9	
5	<b>2'07.330</b>	35.880	30.700	31.609	29.141	341.4	6	2'12.988 P	37.816	30.955	31.489	32.728	335.0	
6	2'23.269 P	39.465	32.836	36.090	34.878	332.6	7	11'00.685	9'27.835	31.470	31.801	29.579	334.3	
7	7'34.712	6'00.668	32.156	32.201	29.687	330.9	8	<b>2'07.446</b>	35.947	30.881	31.376	29.242	335.5	
8	<b>2'14.186</b>	41.675	31.407	31.650	29.454	332.5	9	<b>2'07.442</b>	35.773	30.677	31.842	29.150	335.6	
9	<b>2'15.472</b>	40.315	31.604	34.177	29.376	333.2	10	<b>2'07.187</b>	35.688	30.571	31.521	29.407	334.4	
10	<b>2'07.871</b>	36.101	30.827	31.507	29.436	335.1	11	2'13.340 P	37.143	31.454	31.814	32.929	333.9	
11	<b>2'07.250</b>	35.988	30.835	31.323	29.104	335.1	12	6'05.652	4'33.971	30.927	31.550	29.204	334.3	
12	2'17.692 P	35.704	30.879	37.537	33.572	336.7	13	<b>2'06.367</b>	35.572	30.549	31.211	29.035	337.1	
13	6'38.252	5'05.200	31.702	31.948	29.402	335.2	14	<b>2'06.776</b>	35.621	30.499	31.510	29.146	336.8	
14	<b>2'06.224</b>	35.784	30.445	31.085	28.910	339.1	15	<b>2'06.741</b>	35.457	30.307	31.935	29.042	337.5	
15	<b>2'14.131</b>	35.780	30.609	37.182	30.560	341.0								
16	<b>2'06.245</b>	35.611	30.587	31.006	29.041	339.5								
<b>10th</b>	<b>26</b>	<b>Dani PEDROSA</b> Repsol Honda Team SPA						1	2'56.661	1'18.207	33.930	33.815	30.709	313.5
		Runs=3			Total laps=16		Full laps=11							
2	<b>2'12.508</b>	38.572	31.831	32.361	29.744	317.2	3	<b>2'09.538</b>	37.131	31.240	31.708	29.459	332.6	
3	<b>2'09.538</b>	37.131	31.240	31.708	29.459	332.6	4	<b>2'08.498</b>	36.873	30.910	31.619	29.096	329.7	
4	<b>2'08.498</b>	36.873	30.910	31.619	29.096	329.7	5	<b>2'07.867</b>	36.477	30.804	31.388	29.198	338.6	
5	<b>2'07.867</b>	36.477	30.804	31.388	29.198	338.6	6	<b>2'06.761</b>	36.110	30.528	31.093	29.030	338.5	
6	<b>2'06.761</b>	36.110	30.528	31.093	29.030	338.5	7	2'20.047 P	40.689	34.310	32.474	32.574	328.1	
7	2'20.047 P	40.689	34.310	32.474	32.574	328.1	8	9'47.637	8'13.143	32.158	32.572	29.764	323.9	
8	9'47.637	8'13.143	32.158	32.572	29.764	323.9	9	<b>2'08.240</b>	36.540	30.866	31.238	29.596	338.0	
9	<b>2'08.240</b>	36.540	30.866	31.238	29.596	338.0	10	2'16.222 P	36.006	30.565	36.611	33.040	338.9	
10	2'16.222 P	36.006	30.565	36.611	33.040	338.9	11	5'47.269	4'14.675	31.382	31.863	29.349	337.2	
11	5'47.269	4'14.675	31.382	31.863	29.349	337.2	12	<b>2'06.759</b>	36.129	30.428	31.119	29.083	340.9	
12	<b>2'06.759</b>	36.129	30.428	31.119	29.083	340.9	13	<b>2'06.643</b>	35.931	30.534	31.189	28.989	338.2	
13	<b>2'06.643</b>	35.931	30.534	31.189	28.989	338.2	14	<b>2'06.814</b>	35.917	30.513	31.271	29.113	339.0	
14	<b>2'06.814</b>	35.917	30.513	31.271	29.113	339.0	15	<b>2'27.678</b>	49.727	36.102	32.323	29.526	316.5	
15	<b>2'27.678</b>	49.727	36.102	32.323	29.526	316.5	16	<b>2'06.450</b>	35.921	30.364	31.042	29.123	340.1	
16	<b>2'06.450</b>	35.921	30.364	31.042	29.123	340.1								
<b>11th</b>	<b>41</b>	<b>Aleix ESPARGARO</b> Team SUZUKI ECST SPA						1	3'07.742	1'26.631	35.219	35.317	30.575	292.5
		Runs=3			Total laps=13		Full laps=7							
2	<b>2'12.240</b>	37.706	31.656	33.262	29.616	334.6	3	<b>2'09.047</b>	36.466	31.224	31.656	29.701	336.4	
3	<b>2'09.047</b>	36.466	31.224	31.656	29.701	336.4	4	<b>2'07.977</b>	36.378	31.106	31.392	29.101	333.4	
4	<b>2'07.977</b>	36.378	31.106	31.392	29.101	333.4	5	<b>2'07.482</b>	36.191	30.951	31.280	29.060	334.7	
5	<b>2'07.482</b>	36.191	30.951	31.280	29.060	334.7	6	2'15.055 P	38.895	31.838	32.501	31.821	314.1	
6	2'15.055 P	38.895	31.838	32.501	31.821	314.1	7	9'23.647	7'50.803	31.674	31.890	29.280	336.4	
7	9'23.647	7'50.803	31.674	31.890	29.280	336.4	8	<b>2'07.816</b>	36.160	30.858	31.711	29.087	335.8	
8	<b>2'07.816</b>	36.160	30.858	31.711	29.087	335.8	9	<b>2'12.410</b>	36.034	30.813	31.732	33.831	336.0	
9	<b>2'12.410</b>	36.034	30.813	31.732	33.831	336.0	10	2'10.322 P	35.710	31.061	31.325	32.226	330.8	
10	2'10.322 P	35.710	31.061	31.325	32.226	330.8	11	9'23.872	7'50.551	32.018	32.089	29.214	325.4	
11	9'23.872	7'50.551	32.018	32.089	29.214	325.4	12	<b>2'06.482</b>	35.849	30.711	31.129	28.793	333.1	
12	<b>2'06.482</b>	35.849	30.711	31.129	28.793	333.1	13	2'17.185 P	35.778	30.977	36.677	33.753	324.2	
13	2'17.185 P	35.778	30.977	36.677	33.753	324.2								
<b>9th</b>	<b>25</b>	<b>Maverick VIÑALES</b> Team SUZUKI ECST SPA						1	2'37.825	59.964	33.321	34.240	30.300	337.2
		Runs=3			Total laps=15		Full laps=10							
2	<b>2'09.866</b>	36.716	31.186	32.287	29.677	338.8	3	<b>2'09.338</b>	36.351	31.230	32.365	29.392	340.2	
3	<b>2'09.338</b>	36.351	31.230	32.365	29.392	340.2								

**Fastest Lap:** Marc MARQUEZ Repsol Honda Team SPA **2'04.953** 35.524 30.043 30.707 28.679

These data/results cannot be reproduced, stored and/or transmitted in whole or in part by any manner of electronic, mechanical, photocopying, recording, broadcasting or otherwise now known or herein after developed without the previous express consent by the copyright owner, except for reproduction in daily press and regular printed publications on sale to the public within 60 days of the event related to those data/results and always provided that copyright symbol appears together as follows below.  
© DORNA, 2016



## Free Practice Nr. 1

MotoGP

Lap	Lap Time	T1	T2	T3	T4	Speed	Lap	Lap Time	T1	T2	T3	T4	Speed
4	2'08.125	36.456	31.077	31.387	29.205	336.9	6	2'16.392	36.621	31.431	34.801	33.539	321.2
5	2'07.415	36.075	30.826	31.383	29.131	338.8	7	2'16.539	37.835	32.197	36.873	29.634	327.7
6	2'18.642 P	37.480	33.276	34.595	33.291	310.2	8	2'15.807 P	37.101	31.671	34.244	32.791	330.3
7	8'55.023	7'19.454	32.557	32.960	30.052	329.3	9	7'46.602	5'59.236	33.690	39.758	33.918	307.4
8	2'06.648	35.641	30.613	31.515	28.879	335.1	10	2'08.515	36.665	31.090	31.737	29.023	329.2
9	2'06.581	35.554	30.615	31.360	29.052	334.8	11	2'07.480	35.936	30.940	31.672	28.932	333.2
10	2'10.420	37.455	31.312	31.771	29.882	336.6	12	2'09.965	36.236	32.282	32.354	29.093	305.2
11	2'07.597	35.924	30.678	32.059	28.936	333.9	13	2'07.754	36.435	30.970	31.470	28.879	332.8
12	2'06.792	35.651	30.711	31.404	29.026	336.7	14	2'07.885	36.124	31.060	31.493	29.208	334.6
13	2'12.564 P	37.330	31.407	31.764	32.063	333.6	15	2'07.965	36.296	31.026	31.496	29.147	332.7
14	6'37.782	5'04.810	31.412	31.938	29.622	335.7	16	2'07.976	36.332	31.003	31.651	28.990	332.1
15	2'19.373	39.701	31.719	31.805	36.148	334.6	17	2'07.189	36.148	30.660	31.430	28.951	335.7
16	2'07.479	36.286	30.536	31.523	29.134	337.2	18	2'14.099	36.442	34.185	34.277	29.195	294.5

13th	35	Cal CRUTCHLOW	LCR Honda	GBR		
		Runs=3	Total laps=15	Full laps=10		
1	3'03.862	1'22.593	35.288	34.749	31.232	310.4
2	2'17.906	43.434	31.887	32.973	29.612	325.5
3	2'08.845	36.987	30.950	31.817	29.091	336.4
4	2'07.696	36.486	30.949	31.277	28.984	336.2
5	2'07.045	36.030	30.750	31.221	29.044	338.3
6	2'12.801	38.942	31.330	32.561	29.968	323.1
7	2'14.115 P	36.494	31.101	32.782	33.738	332.4
8	9'04.619	7'28.855	33.275	32.739	29.750	324.1
9	2'08.323	36.655	30.892	31.521	29.255	332.4
10	2'08.178	36.290	30.863	31.618	29.407	333.3
11	2'06.772	36.034	30.468	31.193	29.077	333.7
12	2'18.302 P	39.723	31.934	33.222	33.423	326.1
13	7'00.315	5'22.194	33.384	34.054	30.683	314.1
14	2'10.661	38.892	30.911	31.524	29.334	331.7
15	2'07.068	36.268	30.536	31.237	29.027	336.7

14th	6	Stefan BRADL	Aprilia Racing Team	GER		
		Runs=3	Total laps=14	Full laps=9		
1	2'43.260	1'04.371	33.667	34.665	30.557	318.0
2	2'11.060	37.006	31.685	32.930	29.439	332.5
3	2'08.435	36.372	31.151	31.648	29.264	331.6
4	2'08.042	36.371	30.880	31.553	29.238	331.4
5	2'07.519	36.119	30.758	31.496	29.146	334.0
6	2'14.636 P	37.069	31.284	32.322	33.961	331.2
7	11'48.362	0'13.640	32.724	32.688	29.310	323.0
8	2'22.196	38.998	38.239	31.810	33.149	329.5
9	2'07.852	36.375	30.867	31.393	29.217	333.1
10	2'07.430	35.988	30.833	31.365	29.244	331.1
11	2'14.224 P	37.141	31.471	32.171	33.441	327.6
12	8'34.298	7'00.632	31.958	32.190	29.518	329.0
13	2'07.886	36.239	30.943	31.397	29.307	329.8
14	2'07.135	35.872	30.733	31.436	29.094	331.4

15th	53	Tito RABAT	Estrella Galicia 0,0 M	SPA		
		Runs=2	Total laps=18	Full laps=15		
1	2'32.568	53.401	34.595	33.681	30.891	328.8
2	2'13.235	38.176	32.220	32.864	29.975	329.9
3	2'10.999	37.209	31.873	32.447	29.470	328.1
4	2'09.635	37.076	31.417	31.769	29.373	333.4
5	2'09.018	36.504	31.280	31.960	29.274	332.7

16th	38	Bradley SMITH	Monster Yamaha Tec	GBR		
		Runs=3	Total laps=13	Full laps=8		
1	7'46.187	6'05.582	35.051	34.325	31.229	301.5
2	2'18.183	38.264	32.448	37.176	30.295	336.3
3	2'11.681	37.435	32.195	32.189	29.862	332.4
4	2'16.703 P	37.005	31.448	34.519	33.731	336.6
5	8'47.629	7'12.048	32.314	33.052	30.215	335.4
6	2'09.532	36.730	31.462	32.002	29.338	330.5
7	2'15.356 P	36.349	31.020	32.480	35.507	337.1
8	6'37.743	5'04.114	31.626	32.269	29.734	333.0
9	2'09.179	37.059	31.098	31.596	29.426	336.4
10	2'07.721	36.199	30.806	31.429	29.287	335.2
11	2'07.259	35.899	30.821	31.294	29.245	335.7
12	2'07.498	35.841	30.682	31.756	29.219	338.9
13	2'13.817	39.553	32.592	32.242	29.430	322.9

17th	50	Eugene LAVERTY	Aspar Team MotoGP	IRL		
		Runs=3	Total laps=15	Full laps=10		
1	2'58.767	1'19.294	34.498	34.158	30.817	304.5
2	2'11.181	37.693	31.925	32.114	29.449	335.7
3	2'09.812	36.824	31.631	31.959	29.398	343.1
4	2'08.444	36.697	31.251	31.350	29.146	339.9
5	2'08.136	36.272	31.162	31.431	29.271	341.3
6	2'08.130	36.249	31.068	31.498	29.315	339.7
7	2'14.523 P	37.284	31.777	32.422	33.040	335.2
8	10'40.902	9'04.352	33.033	33.059	30.458	326.2
9	2'08.495	36.321	31.154	31.460	29.560	337.0
10	2'08.405	36.346	31.007	31.542	29.510	338.1
11	2'08.034	36.100	31.249	31.554	29.131	338.6
12	2'13.643 P	37.298	31.481	32.089	32.775	332.7
13	7'32.845	5'59.163	31.937	31.990	29.755	333.5
14	2'07.543	36.165	30.891	31.236	29.251	337.0
15	2'07.261	36.090	30.875	31.130	29.166	338.2

18th	19	Alvaro BAUTISTA	Aprilia Racing Team	SPA		
		Runs=3	Total laps=16	Full laps=11		
1	2'44.320	1'06.308	33.704	33.736	30.572	314.5
2	2'10.920	37.616	31.371	32.492	29.441	322.5
3	2'09.989	36.945	31.582	31.979	29.483	324.9
4	2'08.655	36.690	30.922	31.897	29.146	332.4
5	2'08.663	36.556	30.943	31.759	29.405	334.5
6	2'08.633	36.489	31.040	31.811	29.293	333.8

**Fastest Lap:** Marc MARQUEZ Repsol Honda Team SPA 2'04.953 35.524 30.043 30.707 28.679

These data/results cannot be reproduced, stored and/or transmitted in whole or in part by any manner of electronic, mechanical, photocopying, recording, broadcasting or otherwise now known or herein after developed without the previous express consent by the copyright owner, except for reproduction in daily press and regular printed publications on sale to the public within 60 days of the event related to those data/results and always provided that copyright symbol appears together as follows below.  
© DORNA, 2016

Official MotoGP Timing by TISSOT  
www.motogp.com

Austin, Friday, April 08, 2016

Page 3 of 4



## Free Practice Nr. 1

MotoGP

Lap	Lap Time		T1	T2	T3	T4	Speed	Lap	Lap Time	T1	T2	T3	T4	Speed
7	2'15.208	P	38.059	31.911	32.527	32.711	327.8							
8	8'56.636		7'23.503	31.640	32.086	29.407	330.9							
9	<b>2'08.261</b>		36.254	30.989	31.744	29.274	333.9							
10	<b>2'07.957</b>		36.188	30.943	31.561	29.265	333.0							
11	<b>2'07.887</b>		36.191	30.887	31.601	29.208	333.2							
12	2'13.753	P	37.539	31.669	31.910	32.635	332.3							
13	6'20.903		4'48.539	31.152	31.882	29.330	334.9							
14	<b>2'07.981</b>		36.280	30.751	31.612	29.338	<b>336.0</b>							
15	<b>2'07.449</b>		<b>36.102</b>	<b>30.731</b>	<b>31.381</b>	29.235	335.5							
16	<b>2'09.628</b>		37.383	31.188	31.550	29.507	335.0							

**19th 76** **Loris BAZ** Avintia Racing FRA  
 Runs=3 Total laps=14 Full laps=9

1	2'23.886		44.779	33.975	34.096	31.036	302.0							
2	<b>2'12.023</b>		37.531	32.014	32.501	29.977	314.7							
3	<b>2'11.037</b>		36.920	31.694	32.483	29.940	333.2							
4	<b>2'13.489</b>		38.000	31.791	32.275	31.423	331.3							
5	<b>2'09.446</b>		36.551	31.177	31.978	29.740	<b>335.0</b>							
6	2'20.634	P	39.674	32.935	34.749	33.276	331.2							
7	10'33.052		8'59.037	32.244	32.040	29.731	328.4							
8	<b>2'09.550</b>		36.738	31.329	31.790	29.693	329.2							
9	<b>2'25.209</b>		41.828	34.515	34.513	34.353	325.6							
10	<b>2'08.610</b>		36.599	31.117	31.582	29.312	328.4							
11	2'17.718	P	38.500	32.094	33.133	33.991	321.1							
12	7'41.170		5'51.566	44.305	35.374	29.925	314.1							
13	<b>2'07.647</b>		36.116	30.995	31.427	<b>29.109</b>	331.2							
14	<b>2'07.506</b>		<b>36.061</b>	<b>30.855</b>	<b>31.425</b>	29.165	333.1							

**20th 51** **Michele PIRRO** OCTO Pramac Yakhn ITA  
 Runs=4 Total laps=13 Full laps=7

1	3'01.221	P	1'08.637	33.779	38.746	40.059	253.7							
2	6'14.857		4'33.209	34.431	36.868	30.349	252.5							
3	<b>2'12.448</b>		37.584	32.004	33.365	29.495	330.5							
4	<b>2'10.045</b>		37.008	31.493	31.932	29.612	<b>338.3</b>							
5	<b>2'09.410</b>		36.838	31.144	31.881	29.547	336.8							
6	2'18.820	P	39.419	32.213	33.610	33.578	318.4							
7	7'43.035		6'08.543	32.131	32.621	29.740	321.7							
8	<b>2'08.635</b>		36.535	30.902	<b>31.415</b>	29.783	337.5							
9	<b>2'07.895</b>		<b>36.175</b>	<b>30.772</b>	31.659	29.289	338.1							
10	2'18.000	P	36.452	32.274	35.538	33.736	253.4							
11	8'25.955		6'29.960	45.351	39.937	30.707	313.5							
12	<b>2'16.637</b>		36.589	31.042	31.614	37.392	336.8							
13	<b>2'08.055</b>		36.402	30.887	31.569	<b>29.197</b>	337.7							

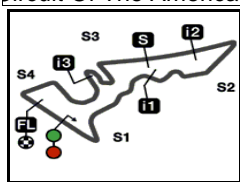
**21st 43** **Jack MILLER** Estrella Galicia 0,0 M AUS  
 Runs=3 Total laps=8 Full laps=5

1	2'40.445		1'03.327	32.831	34.020	30.267	333.1							
2	<b>2'11.190</b>		37.471	31.645	32.593	29.481	334.7							
3	<b>2'09.578</b>		36.777	31.112	32.241	29.448	338.0							
4	<b>2'08.456</b>		36.458	31.247	<b>31.495</b>	29.256	336.6							
5	<b>2'07.897</b>		36.336	<b>30.794</b>	31.558	<b>29.209</b>	336.7							
6	2'14.312	P	<b>36.195</b>	31.137	33.761	33.219	<b>338.6</b>							
7	2'41.260	P	59.431	33.178	34.824	33.827	286.8							
unfinished	9'44.785		33.450	35.430			331.1							

**Fastest Lap:** Marc MARQUEZ Repsol Honda Team SPA **2'04.953** 35.524 30.043 30.707 28.679

These data/results cannot be reproduced, stored and/or transmitted in whole or in part by any manner of electronic, mechanical, photocopying, recording, broadcasting or otherwise now known or herein after developed without the previous express consent by the copyright owner, except for reproduction in daily press and regular printed publications on sale to the public within 60 days of the event related to those data/results and always provided that copyright symbol appears together as follows below.  
 © DORNA, 2016





5513 m.

## RED BULL GRAND PRIX OF THE AMERICAS

## Free Practice Nr. 1

## Best Partial Times

MotoGP

IT Ideal Lap Time, sum of the best partial times

BT Best Lap Time

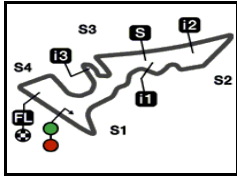
T1		T2		T3		T4				IT	BT	
Pos	Rider	Time	Rider	Time	Rider	Time	Rider	Time	Pos	Rider	IT	BT
1	A.DOVIOSIO	35.434	M.MARQUEZ	30.043	M.MARQUEZ	30.707	A.IANNONE	28.640	1	M.MARQUEZ	2'04.855	2'04.953 (1)
2	M.VIÑALES	35.457	J.LORENZO	30.126	A.DOVIOSIO	30.890	M.MARQUEZ	28.641	2	J.LORENZO	2'05.208	2'05.208 (2)
3	M.MARQUEZ	35.464	M.VIÑALES	30.307	Y.HERNANDEZ	30.913	J.LORENZO	28.657	3	A.IANNONE	2'05.514	2'05.570 (3)
4	J.LORENZO	35.484	A.IANNONE	30.307	J.LORENZO	30.941	Y.HERNANDEZ	28.733	4	A.DOVIOSIO	2'05.618	2'06.032 (5)
5	H.BARBERA	35.533	A.DOVIOSIO	30.364	H.BARBERA	30.957	H.BARBERA	28.790	5	H.BARBERA	2'05.670	2'05.682 (4)
6	P.ESPARGARO	35.554	D.PEDROSA	30.364	A.IANNONE	30.982	V.ROSSI	28.792	6	S.REDDING	2'05.972	2'06.224 (6)
7	A.IANNONE	35.585	H.BARBERA	30.390	S.REDDING	31.006	A.ESPARGARO	28.793	7	M.VIÑALES	2'06.010	2'06.367 (9)
8	S.REDDING	35.611	V.ROSSI	30.430	D.PEDROSA	31.042	P.ESPARGARO	28.879	8	V.ROSSI	2'06.093	2'06.252 (7)
9	A.ESPARGARO	35.710	S.REDDING	30.445	V.ROSSI	31.079	T.RABAT	28.879	9	Y.HERNANDEZ	2'06.202	2'06.264 (8)
10	Y.HERNANDEZ	35.788	C.CRUTCHLOW	30.468	A.ESPARGARO	31.129	S.REDDING	28.910	10	D.PEDROSA	2'06.312	2'06.450 (10)
11	V.ROSSI	35.792	P.ESPARGARO	30.536	E.LAVERTY	31.130	A.DOVIOSIO	28.930	11	P.ESPARGAR	2'06.329	2'06.581 (12)
12	B.SMITH	35.841	T.RABAT	30.660	C.CRUTCHLOW	31.193	C.CRUTCHLOW	28.984	12	A.ESPARGAR	2'06.343	2'06.482 (11)
13	S.BRADL	35.872	B.SMITH	30.682	M.VIÑALES	31.211	D.PEDROSA	28.989	13	C.CRUTCHLO	2'06.675	2'06.772 (13)
14	D.PEDROSA	35.917	A.ESPARGARO	30.711	B.SMITH	31.294	M.VIÑALES	29.035	14	T.RABAT	2'06.905	2'07.189 (15)
15	T.RABAT	35.936	A.BAUTISTA	30.731	P.ESPARGARO	31.360	S.BRADL	29.094	15	B.SMITH	2'07.036	2'07.259 (16)
16	C.CRUTCHLOW	36.030	S.BRADL	30.733	S.BRADL	31.365	L.BAZ	29.109	16	S.BRADL	2'07.064	2'07.135 (14)
17	L.BAZ	36.061	Y.HERNANDEZ	30.768	A.BAUTISTA	31.381	E.LAVERTY	29.131	17	E.LAVERTY	2'07.226	2'07.261 (17)
18	E.LAVERTY	36.090	M.PIRRO	30.772	M.PIRRO	31.415	A.BAUTISTA	29.146	18	A.BAUTISTA	2'07.360	2'07.449 (18)
19	A.BAUTISTA	36.102	J.MILLER	30.794	L.BAZ	31.425	M.PIRRO	29.197	19	L.BAZ	2'07.450	2'07.506 (19)
20	M.PIRRO	36.175	L.BAZ	30.855	T.RABAT	31.430	J.MILLER	29.209	20	M.PIRRO	2'07.559	2'07.895 (20)
21	J.MILLER	36.195	E.LAVERTY	30.875	J.MILLER	31.495	B.SMITH	29.219	21	J.MILLER	2'07.693	2'07.897 (21)

These data/results cannot be reproduced, stored and/or transmitted in whole or in part by any manner of electronic, mechanical, photocopying, recording, broadcasting or otherwise now known or herein after developed without the previous express consent by the copyright owner, except for reproduction in daily press and regular printed publications on sale to the public within 60 days of the event related to those data/results and always provided that copyright symbol appears together as follows below.

© DORNA, 2016

Official MotoGP Timing by TISSOT  
www.motogp.com






5513 m.

## RED BULL GRAND PRIX OF THE AMERICAS

## Free Practice Nr. 1

## Fastest Laps Sequence

<i>Practice Time</i>	 <i>Rider</i>	<i>Nation</i>	<i>Motorcycle</i>	<i>Time</i>	<i>Km/h</i>	<i>Rider's Lap</i>
<b>4'33.929</b>	99 <b>Jorge LORENZO</b>	SPA	YAMAHA	<b>2'11.561</b>	150.8	2
<b>4'34.837</b>	8 <b>Hector BARBERA</b>	SPA	DUCATI	<b>2'11.283</b>	151.1	2
<b>4'45.488</b>	93 <b>Marc MARQUEZ</b>	SPA	HONDA	<b>2'08.469</b>	154.4	2
<b>6'42.382</b>	99 <b>Jorge LORENZO</b>	SPA	YAMAHA	<b>2'08.453</b>	154.5	3
<b>6'52.545</b>	93 <b>Marc MARQUEZ</b>	SPA	HONDA	<b>2'07.057</b>	156.2	3
<b>8'58.638</b>	93 <b>Marc MARQUEZ</b>	SPA	HONDA	<b>2'06.093</b>	157.3	4
<b>11'04.073</b>	93 <b>Marc MARQUEZ</b>	SPA	HONDA	<b>2'05.435</b>	158.2	5
<b>24'30.810</b>	93 <b>Marc MARQUEZ</b>	SPA	HONDA	<b>2'05.427</b>	158.2	9
<b>26'35.763</b>	93 <b>Marc MARQUEZ</b>	SPA	HONDA	<b>2'04.953</b>	158.8	10

These data/results cannot be reproduced, stored and/or transmitted in whole or in part by any manner of electronic, mechanical, photocopying, recording, broadcasting or otherwise now known or herein after developed without the previous express consent by the copyright owner, except for reproduction in daily press and regular printed publications on sale to the public within 60 days of the event related to those data/results and always provided that copyright symbol appears together as follows below.

© DORNA, 2016

Official MotoGP Timing by TISSOT  
www.motogp.com

Austin, Friday, April 08, 2016

