




5078 m.

GRAN PREMIO MOVISTAR DE ARAGÓN

Free Practice Nr. 2

Classification

6

	Rider	Nation	Team	Motorcycle	Time	Lap Total	Gap	Top Speed
1	30 Takaaki NAKAGAMI	JPN	IDEMITSU Honda Team Asia	KALEX	1'53.702	18 18		270.8
2	22 Sam LOWES	GBR	Federal Oil Gresini Moto2	KALEX	1'53.787	21 21	0.085 0.085	272.6
3	12 Thomas LUTHI	SWI	Garage Plus Interwetten	KALEX	1'53.793	14 16	0.091 0.006	275.1
4	7 Lorenzo BALDASSARRI	ITA	Forward Team	KALEX	1'53.898	21 22	0.196 0.105	273.5
5	21 Franco MORBIDELLI	ITA	Estrella Galicia 0,0 Marc VDS	KALEX	1'53.953	6 18	0.251 0.055	272.1
6	24 Simone CORSI	ITA	Speed Up Racing	SPEED UP	1'54.014	17 20	0.312 0.061	273.2
7	94 Jonas FOLGER	GER	Dynavolt Intact GP	KALEX	1'54.054	4 16	0.352 0.040	271.2
8	5 Johann ZARCO	FRA	Ajo Motorsport	KALEX	1'54.164	19 20	0.462 0.110	274.8
9	73 Alex MARQUEZ	SPA	Estrella Galicia 0,0 Marc VDS	KALEX	1'54.230	9 18	0.528 0.066	272.5
10	49 Axel PONS	SPA	AGR Team	KALEX	1'54.248	16 17	0.546 0.018	273.2
11	11 Sandro CORTESE	GER	Dynavolt Intact GP	KALEX	1'54.348	14 17	0.646 0.100	271.9
12	52 Danny KENT	GBR	Leopard Racing	KALEX	1'54.680	15 15	0.978 0.332	269.7
13	54 Mattia PASINI	ITA	Italtrans Racing Team	KALEX	1'54.739	8 15	1.037 0.059	269.7
14	23 Marcel SCHROTTER	GER	AGR Team	KALEX	1'54.862	4 17	1.160 0.123	274.6
15	40 Alex RINS	SPA	Paginas Amarillas HP 40	KALEX	1'54.879	4 17	1.177 0.017	271.3
16	97 Xavi VIERGE	SPA	Tech 3 Racing	TECH 3	1'54.951	14 16	1.249 0.072	268.8
17	10 Luca MARINI	ITA	Forward Team	KALEX	1'54.973	17 19	1.271 0.022	273.9
18	89 Alan TECHER	FRA	NTS T Pro Project	NTS	1'54.999	19 20	1.297 0.026	266.0
19	60 Julian SIMON	SPA	QMMF Racing Team	SPEED UP	1'55.080	14 17	1.378 0.081	274.6
20	19 Xavier SIMEON	BEL	QMMF Racing Team	SPEED UP	1'55.216	13 18	1.514 0.136	270.2
21	4 Steven ODENDAAL	RSA	AGR Team	KALEX	1'55.218	18 18	1.516 0.002	272.9
22	55 Hafizh SYAHRIN	MAL	Petronas Raceline Malaysia	KALEX	1'55.327	15 19	1.625 0.109	271.9
23	45 Tetsuta NAGASHIMA	JPN	Ajo Motorsport Academy	KALEX	1'55.389	15 19	1.687 0.062	271.6
24	57 Edgar PONS	SPA	Paginas Amarillas HP 40	KALEX	1'55.444	20 20	1.742 0.055	271.9
25	2 Jesko RAFFIN	SWI	Sports-Millions-EMWE-SAG	KALEX	1'55.552	11 21	1.850 0.108	267.1
26	87 Remy GARDNER	AUS	Tasca Racing Scuderia Moto2	KALEX	1'55.571	18 18	1.869 0.019	270.6
27	77 Dominique AEGERTER	SWI	CarXpert Interwetten	KALEX	1'55.800	16 16	2.098 0.229	272.3
28	14 Ratthapark WILAIROT	THA	IDEMITSU Honda Team Asia	KALEX	1'55.943	6 16	2.241 0.143	271.0
29	70 Robin MULHAUSER	SWI	CarXpert Interwetten	KALEX	1'56.016	15 16	2.314 0.073	270.4
30	32 Isaac VIÑALES	SPA	Tech 3 Racing	TECH 3	1'57.144	3 11	3.442 1.128	266.2
Not Classified								
44	Miguel OLIVEIRA	POR	Leopard Racing	KALEX				

Practice condition: Dry

Air: 23°

Humidity: 63%

Ground: 33°

Fastest Lap:	Lap: 18	Takaaki NAKAGAMI	1'53.702	160.7 Km/h
Circuit Record Lap:	2015	Alex RINS	1'52.767	162.1 Km/h
Circuit Best Lap:	2015	Tito RABAT	1'52.232	162.8 Km/h

The results are provisional until the end of the limit for protest and appeals.

Time limit for protest expires 30' after publication of the results - Mr. Time:

These data/results cannot be reproduced, stored and/or transmitted in whole or in part by any manner of electronic, mechanical, photocopying, recording, broadcasting or otherwise now known or herein after developed without the previous express consent by the copyright owner, except for reproduction in daily press and regular printed publications on sale to the public within 60 days of the event related to those data/results and always provided that copyright symbol appears together as follows below.

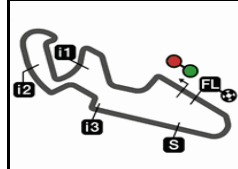
© DORNA, 2016

Official MotoGP Timing by TISSOT
www.motogp.com

Alcañiz, Friday, September 23, 2016

moto2™






5078 m.

GRAN PREMIO MOVISTAR DE ARAGÓN

Free Practice Nr. 2

Combined Free Practice Times

7

	Rider	Nation	Team	MOTORCYCLE	FP1	FP2	Gap
1	30 T.NAKAGAMI	JPN	IDEMITSU Honda Team Asia	KALEX	1'53.827 16	1'53.702 18	
2	22 S.LOWES	GBR	Federal Oil Gresini Moto2	KALEX	1'53.767 18	1'53.787 21	0.065 0.065
3	12 T.LUTHI	SWI	Garage Plus Interwetten	KALEX	1'54.617 18	1'53.793 14	0.091 0.026
4	94 J.FOLGER	GER	Dynavolt Intact GP	KALEX	1'53.818 16	1'54.054 4	0.116 0.025
5	7 L.BALDASSARRI	ITA	Forward Team	KALEX	1'54.852 17	1'53.898 21	0.196 0.080
6	21 F.MORBIDELLI	ITA	Estrella Galicia 0,0 Marc VDS	KALEX	1'54.746 12	1'53.953 6	0.251 0.055
7	24 S.CORSI	ITA	Speed Up Racing	SPEED UP	1'54.126 19	1'54.014 17	0.312 0.061
8	5 J.ZARCO	FRA	Ajo Motorsport	KALEX	1'54.486 5	1'54.164 19	0.462 0.150
9	73 A.MARQUEZ	SPA	Estrella Galicia 0,0 Marc VDS	KALEX	1'55.150 8	1'54.230 9	0.528 0.066
10	49 A.PONS	SPA	AGR Team	KALEX	1'54.883 17	1'54.248 16	0.546 0.018
11	11 S.CORTESE	GER	Dynavolt Intact GP	KALEX	1'54.379 17	1'54.348 14	0.646 0.100
12	52 D.KENT	GBR	Leopard Racing	KALEX	1'54.847 16	1'54.680 15	0.978 0.332
13	54 M.PASINI	ITA	Italtrans Racing Team	KALEX	1'55.210 20	1'54.739 8	1.037 0.059
14	40 A.RINS	SPA	Paginas Amarillas HP 40	KALEX	1'54.772 12	1'54.879 4	1.070 0.033
15	23 M.SCHROTTER	GER	AGR Team	KALEX	1'54.824 17	1'54.862 4	1.122 0.052
16	97 X.VIERGE	SPA	Tech 3 Racing	TECH 3	1'55.719 18	1'54.951 14	1.249 0.127
17	10 L.MARINI	ITA	Forward Team	KALEX	1'56.107 17	1'54.973 17	1.271 0.022
18	89 A.TECHER	FRA	NTS T Pro Project	NTS	1'55.902 19	1'54.999 19	1.297 0.026
19	60 J.SIMON	SPA	QMMF Racing Team	SPEED UP	1'55.262 18	1'55.080 14	1.378 0.081
20	19 X.SIMEON	BEL	QMMF Racing Team	SPEED UP	1'55.547 17	1'55.216 13	1.514 0.136
21	4 S.ODENDAAL	RSA	AGR Team	KALEX	1'56.586 15	1'55.218 18	1.516 0.002
22	87 R.GARDNER	AUS	Tasca Racing Scuderia Moto2	KALEX	1'55.246 17	1'55.571 18	1.544 0.028
23	55 H.SYHRIN	MAL	Petronas Raceline Malaysia	KALEX	1'55.412 14	1'55.327 15	1.625 0.081
24	45 T.NAGASHIMA	JPN	Ajo Motorsport Academy	KALEX	1'56.213 6	1'55.389 15	1.687 0.062
25	57 E.PONS	SPA	Paginas Amarillas HP 40	KALEX		1'55.444 20	1.742 0.055
26	2 J.RAFFIN	SWI	Sports-Millions-EMWE-SAG	KALEX	1'56.327 20	1'55.552 11	1.850 0.108
27	77 D.AEGERTER	SWI	CarXpert Interwetten	KALEX	1'55.663 16	1'55.800 16	1.961 0.111
28	14 R.WILAIROT	THA	IDEMITSU Honda Team Asia	KALEX	1'56.325 18	1'55.943 6	2.241 0.280
29	32 I.VIÑALES	SPA	Tech 3 Racing	TECH 3	1'55.944 7	1'57.144 3	2.242 0.001
30	70 R.MULHAUSER	SWI	CarXpert Interwetten	KALEX	1'56.374 18	1'56.016 15	2.314 0.072
	44 M.OLIVEIRA	POR	Leopard Racing	KALEX			

Pole Position Record:	2015	Tito RABAT	1'52.232	162.8 Km/h
Circuit Record Lap:	2015	Alex RINS	1'52.767	162.1 Km/h
Circuit Best Lap:	2015	Tito RABAT	1'52.232	162.8 Km/h

The results are provisional until the end of the limit for protest and appeals.

Time limit for protest expires 60' after publication of the results - Mr. Time:

These data/results cannot be reproduced, stored and/or transmitted in whole or in part by any manner of electronic, mechanical, photocopying, recording, broadcasting or otherwise now known or herein after developed without the previous express consent by the copyright owner, except for reproduction in daily press and regular printed publications on sale to the public within 60 days of the event related to those data/results and always provided that copyright symbol appears together as follows below.

© DORNA, 2016

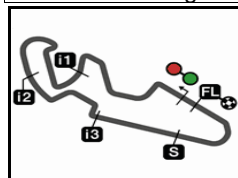
Official MotoGP Timing by TISSOT

www.motogp.com

Alcañiz, Friday, September 23, 2016







5078 m.

GRAN PREMIO MOVISTAR DE ARAGÓN

Free Practice Nr. 2

Top Speed & Average

8



Rider	Nation	Motorcycle	Top 5 speeds					Average	Top
12 Thomas LUTHI	SWI	KALEX	275.1	274.0	273.1	272.2	272.1	273.3	275.1
5 Johann ZARCO	FRA	KALEX	274.8	274.5	273.8	273.7	273.3	273.9	274.8
23 Marcel SCHROTTER	GER	KALEX	274.6	273.2	272.7	271.6	271.4	272.5	274.6
60 Julian SIMON	SPA	SPEED UP	274.6	272.4	271.6	270.6	270.6	272.0	274.6
10 Luca MARINI	ITA	KALEX	273.9	272.5	270.6	270.0	268.5	271.1	273.9
7 Lorenzo BALDASSARRI	ITA	KALEX	273.5	270.4	270.4	270.3	270.0	270.9	273.5
24 Simone CORSI	ITA	SPEED UP	273.2	270.5	269.1	268.1	267.1	269.6	273.2
49 Axel PONS	SPA	KALEX	273.2	272.0	271.9	271.9	271.6	272.0	273.2
4 Steven ODENDAAL	RSA	KALEX	272.9	272.9	272.8	272.5	272.5	272.7	272.9
22 Sam LOWES	GBR	KALEX	272.6	271.2	271.2	270.6	269.1	270.9	272.6
73 Alex MARQUEZ	SPA	KALEX	272.5	271.2	271.2	270.2	270.0	271.0	272.5
77 Dominique AEGERTER	SWI	KALEX	272.3	272.1	271.2	268.7	267.7	270.0	272.3
21 Franco MORBIDELLI	ITA	KALEX	272.1	271.8	271.2	270.8	269.7	271.1	272.1
11 Sandro CORTESE	GER	KALEX	271.9	271.4	271.1	270.4	270.2	271.0	271.9
55 Hafiz SYAHRIN	MAL	KALEX	271.9	271.6	269.7	269.5	269.5	270.4	271.9
57 Edgar PONS	SPA	KALEX	271.9	271.0	270.3	270.2	269.9	270.7	271.9
45 Tetsuta NAGASHIMA	JPN	KALEX	271.6	270.4	270.2	269.9	269.4	270.3	271.6
40 Alex RINS	SPA	KALEX	271.3	270.7	270.4	270.4	270.0	270.6	271.3
94 Jonas FOLGER	GER	KALEX	271.2	269.6	269.2	269.1	269.1	269.6	271.2
14 Rattapark WILAIROT	THA	KALEX	271.0	269.5	269.2	268.7	267.3	269.1	271.0
30 Takaaki NAKAGAMI	JPN	KALEX	270.8	270.2	270.0	268.9	267.9	269.6	270.8
87 Remy GARDNER	AUS	KALEX	270.6	268.6	267.7	266.7	266.0	267.9	270.6
70 Robin MULHAUSER	SWI	KALEX	270.4	270.0	269.7	269.4	268.7	269.6	270.4
19 Xavier SIMEON	BEL	SPEED UP	270.2	266.9	266.3	266.2	265.9	267.1	270.2
52 Danny KENT	GBR	KALEX	269.7	269.5	268.3	267.8	267.7	268.6	269.7
54 Mattia PASINI	ITA	KALEX	269.7	269.7	268.9	268.5	268.3	269.0	269.7
97 Xavi VIERGE	SPA	TECH 3	268.8	268.7	268.4	268.1	267.3	268.3	268.8
2 Jesko RAFFIN	SWI	KALEX	267.1	266.6	266.6	266.3	266.0	266.5	267.1
32 Isaac VIÑALES	SPA	TECH 3	266.2	266.0	265.2	262.5	262.5	264.5	266.2
89 Alan TECHER	FRA	NTS	266.0	265.4	265.0	264.8	264.4	265.1	266.0

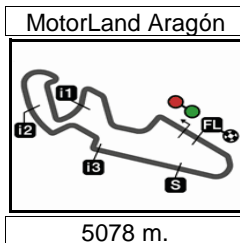
These data/results cannot be reproduced, stored and/or transmitted in whole or in part by any manner of electronic, mechanical, photocopying, recording, broadcasting or otherwise now known or herein after developed without the previous express consent by the copyright owner, except for reproduction in daily press and regular printed publications on sale to the public within 60 days of the event related to those data/results and always provided that copyright symbol appears together as follows below.

© DORNA, 2016

Official MotoGP Timing by TISSOT
www.motogp.com

Alcañiz, Friday, September 23, 2016





GRAN PREMIO MOVISTAR DE ARAGÓN

Free Practice Nr. 2

Chronological Analysis of Performances

9

* Lap / Sector time cancelled T1 Time from finish line to 1st intermed. T3 Time from 2nd intermed. to 3rd intermed.
P Crossing the finish line in pit lane T2 Time from 1st intermed. to 2nd intermed. T4 Time from 3rd intermediate to finish line

Lap	Lap Time	T1	T2	T3	T4	Speed	Lap	Lap Time	T1	T2	T3	T4	Speed
1st 30 Takaaki NAKAGAMI IDEMITSU Honda Te JPN Runs=3 Total laps=18 Full laps=13							3rd 12 Thomas LUTHI Garage Plus Interwett SWI Runs=3 Total laps=16 Full laps=11						
1	3'21.747	1'55.743	34.478	22.672	28.854	264.5	1	3'16.309	1'51.421	33.938	22.510	28.440	267.1
2	1'55.776	33.150	32.427	21.941	28.258	265.9	2	1'54.894	32.840	32.310	21.783	27.961	269.4
3	1'54.383	32.334	32.108	21.727	28.214	264.8	3	1'54.463	32.422	32.225	21.754	28.062	271.0
4	1'55.026	32.451	32.228	21.968	28.379	265.8	4	1'56.013	33.030	32.544	22.170	28.269	268.3
5	1'54.540	32.334	32.201	21.771	28.234	266.9	5	2'01.631	32.570	38.600	22.208	28.253	268.9
6	1'54.350	32.302	32.112	21.775	28.161	267.4	6	1'54.470	32.545	32.196	21.810	27.919	272.2
7	2'05.832 P	38.072	34.204	22.360	31.196	265.4	7	1'54.800	32.525	32.267	21.891	28.117	269.7
8	6'48.264	5'24.394	33.247	22.187	28.436	264.6	8	2'00.284 P	32.474	32.363	24.973	30.474	260.0
9	2'02.243	32.748	38.784	22.371	28.340	267.3	9	11'22.155	9'53.789	33.600	22.138	32.628	173.5
10	1'54.987	32.561	32.417	21.740	28.269	267.5	10	1'55.938	32.874	32.915	22.117	28.032	271.4
11	1'54.852	32.586	32.214	21.871	28.181	267.0	11	1'58.353 P	33.710	33.125	22.083	29.435	267.3
12	1'54.501	32.363	32.277	21.696	28.165	267.9	12	6'13.316	4'49.300	33.740	22.256	28.020	270.4
13	2'00.691 P	32.889	33.497	22.775	31.530	266.2	13	1'54.123	32.307	32.262	21.746	27.808	272.1
14	7'08.835	5'44.159	33.901	22.524	28.251	266.1	14	1'53.793	32.139	32.049	21.724	27.881	273.1
15	1'54.354	32.657	32.094	21.699	27.904	268.9	15	1'54.154	32.375	32.111	21.727	27.941	274.0
16	1'53.792	32.157	32.042	21.689	27.904	270.8	16	1'53.905	32.275	32.090	21.777	27.763	275.1
17	1'54.403	32.577	32.144	21.656	28.026	270.0							
18	1'53.702	32.180	32.017	21.579	27.926	270.2							
2nd 22 Sam LOWES Federal Oil Gresini M GBR Runs=2 Total laps=21 Full laps=18							4th 7 Lorenzo BALDASS Forward Team ITA Runs=2 Total laps=22 Full laps=19						
1	3'12.161	1'46.721	34.319	22.542	28.579	263.8	1	2'56.523	1'30.976	34.090	22.765	28.692	263.3
2	1'55.665	32.938	32.406	22.027	28.294	265.6	2	1'56.060	33.107	32.578	22.020	28.355	264.5
3	1'54.973	32.665	32.086	21.992	28.230	265.9	3	1'55.373	32.688	32.434	21.958	28.293	264.7
4	1'54.627	32.511	32.109	21.835	28.172	266.2	4	1'55.214	32.725	32.333	21.960	28.196	264.4
5	1'54.270	32.534	32.095	21.607	28.034	268.2	5	1'57.962	33.338	33.826	22.472	28.326	266.6
6	1'54.550	32.343	32.202	21.927	28.078	269.1	6	1'56.048	32.558	32.691	22.376	28.423	265.7
7	1'54.883	32.414	32.269	21.946	28.254	265.8	7	1'55.195	32.597	32.478	21.919	28.201	264.6
8	1'54.561	32.364	32.117	21.681	28.399	266.0	8	1'55.182	32.662	32.272	21.888	28.360	264.3
9	1'54.438	32.355	32.066	21.915	28.102	268.3	9	1'55.156	32.594	32.382	21.947	28.233	264.5
10	1'54.426	32.333	32.290	21.687	28.116	266.8	10	1'55.069	32.436	32.336	22.052	28.245	265.3
11	1'54.244	32.360	32.043	21.691	28.150	266.3	11	1'55.268	32.565	32.375	22.174	28.154	265.6
12	1'53.959	32.252	31.995	21.736	27.976	271.2	12	1'54.973	32.505	32.293	21.939	28.236	265.4
13	1'54.611	32.412	32.255	21.784	28.160	268.2	13	1'59.746	34.587	33.727	23.294	28.138	269.6
14	1'56.760	32.422	33.892	22.174	28.272	267.3	14	1'57.117	32.361	34.124	22.048	28.584	265.2
15	1'54.626	32.425	32.233	21.840	28.128	267.1	15	1'54.517	32.406	32.101	21.983	28.027	273.5
16	1'54.265	32.301	32.159	21.740	28.065	267.8	16	1'54.363	32.439	32.132	21.776	28.016	268.1
17	1'57.586 P	32.274	32.106	21.768	31.438	268.0	17	1'54.177	32.334	32.087	21.733	28.023	270.0
18	6'43.618	5'19.215	33.800	22.463	28.140	267.6	18	2'02.891 P	34.410	33.912	23.272	31.297	265.6
19	1'54.411	32.620	32.195	21.677	27.919	270.6	19	4'40.860	3'07.505	33.869	22.684	36.802	247.0
20	1'53.797	32.329	31.937	21.657	27.874	271.2	20	1'57.848	33.110	34.766	21.955	28.017	270.4
21	1'53.787	32.250	32.041	21.622	27.874	272.6	21	1'53.898	32.234	32.001	21.696	27.967	270.4
							22	1'54.125	32.324	32.116	21.762	27.923	270.3

Fastest Lap: Takaaki NAKAGAMI IDEMITSU Honda Te JPN **1'53.702** 32.180 32.017 21.579 27.926

These data/results cannot be reproduced, stored and/or transmitted in whole or in part by any manner of electronic, mechanical, photocopying, recording, broadcasting or otherwise now known or herein after developed without the previous express consent by the copyright owner, except for reproduction in daily press and regular printed publications on sale to the public within 60 days of the event related to those data/results and always provided that copyright symbol appears together as follows below.
© DORNA, 2016



Free Practice Nr. 2

Moto2

Lap	Lap Time	T1	T2	T3	T4	Speed	Lap	Lap Time	T1	T2	T3	T4	Speed	
5th	21	Franco MORBIDEL Estrella Galicia 0,0 M ITA						11	2'03.031 P	32.575	33.805	25.380	31.271	266.9
		Runs=2	Total laps=18	Full laps=15										
1	3'25.588	1'58.983	34.675	23.034	28.896	265.4	12	8'12.595	6'48.342	33.238	22.418	28.597	264.1	
2	1'56.231	33.188	32.677	22.053	28.313	266.6	13	1'59.101	34.114	34.365	22.206	28.416	268.5	
3	1'54.801	32.629	32.121	21.912	28.139	267.7	14	1'55.140	32.805	32.347	21.856	28.132	269.2	
4	1'54.940	32.514	32.096	21.944	28.386	268.1	15	1'54.836	32.495	32.266	21.994	28.081	269.6	
5	1'54.245	32.388	32.042	21.804	28.011	268.7	16	1'54.688	32.482	32.177	21.925	28.104	269.1	
6	1'53.953	32.336	31.996	21.673	27.948	268.8	8th 5 Johann ZARCO Ajo Motorsport FRA							
7	1'54.541	32.474	32.130	21.827	28.110	267.0	Runs=2	Total laps=20	Full laps=17					
8	1'55.112	32.694	32.383	21.903	28.132	266.5	1	3'07.913	1'43.083	33.587	22.443	28.800	267.7	
9	1'54.619	32.575	32.200	21.806	28.038	267.4	2	1'56.125	32.985	32.684	22.147	28.309	269.8	
10	2'00.300 P	32.783	33.780	22.952	30.785	266.6	3	1'55.043	32.616	32.361	21.821	28.245	270.5	
11	11'43.913	0'20.531	32.962	22.085	28.335	264.7	4	1'54.539	32.508	32.266	21.789	27.976	271.3	
12	1'54.944	32.863	32.225	21.815	28.041	268.7	5	1'54.707	32.398	32.305	21.862	28.142	271.6	
13	1'54.543	32.449	32.243	21.928	27.923	269.7	6	1'54.411	32.420	32.188	21.712	28.091	272.5	
14	1'55.228	32.534	32.683	21.937	28.074	269.3	7	1'54.610	32.342	32.433	21.756	28.079	271.1	
15	1'54.506	32.462	32.261	21.826	27.957	270.8	8	1'59.309 P	33.529	32.989	22.020	30.771	266.3	
16	2'06.046	42.900	33.130	22.094	27.922	271.2	9	8'15.479	6'51.639	33.189	22.244	28.407	269.2	
17	1'54.249	32.413	32.149	21.780	27.907	272.1	10	1'54.703	32.629	32.368	21.627	28.079	271.5	
18	1'54.331	32.401	32.171	21.779	27.980	271.8	11	1'54.413	32.452	32.287	21.680	27.994	272.0	
6th 24 Simone CORSI Speed Up Racing ITA							12	1'54.419	32.399	32.170	21.695	28.155	270.4	
Runs=3	Total laps=20	Full laps=15					13	1'55.411	32.563	32.515	22.291	28.042	274.5	
1	2'30.310	1'04.532	34.427	22.672	28.679	260.3	14	1'54.255	32.499	32.105	21.811	27.840	273.3	
2	1'56.054	33.236	32.417	22.088	28.313	264.0	15	1'54.525	32.344	32.395	21.840	27.946	273.8	
3	1'55.395	32.675	32.246	22.121	28.353	263.6	16	1'54.303	32.320	32.265	21.811	27.907	274.8	
4	1'55.058	32.540	32.304	21.904	28.310	263.4	17	1'54.313	32.366	32.253	21.704	27.990	273.7	
5	1'55.652	32.962	32.330	21.876	28.484	263.9	18	1'54.562	32.584	32.294	21.780	27.904	273.1	
6	1'55.324	32.782	32.328	21.933	28.281	266.9	19	1'54.164	32.366	32.140	21.752	27.906	272.8	
7	1'55.070	32.619	32.197	21.993	28.261	266.1	20	1'54.192	32.434	32.218	21.657	27.883	273.3	
8	1'55.057	32.715	32.257	21.902	28.183	264.7	9th 73 Alex MARQUEZ Estrella Galicia 0,0 M SPA							
9	2'00.097 P	33.989	33.753	22.521	29.834	264.5	Runs=3	Total laps=18	Full laps=13					
10	6'50.066	5'26.234	32.974	22.161	28.697	260.9	1	2'50.714	1'25.278	33.811	23.009	28.616	264.5	
11	1'55.693	33.016	32.399	21.909	28.369	265.2	2	1'55.329	32.961	32.286	21.913	28.169	267.3	
12	1'55.194	32.734	32.314	21.933	28.213	265.6	3	1'54.591	32.471	32.068	21.868	28.184	267.1	
13	1'57.116	33.853	33.263	21.890	28.110	268.1	4	1'54.919	32.508	32.233	21.971	28.207	268.3	
14	1'54.901	32.492	32.219	21.985	28.205	267.1	5	1'56.633	32.652	33.525	22.235	28.221	269.1	
15	1'58.476 P	33.462	32.984	22.332	29.698	266.7	6	1'58.802 P	32.920	32.639	22.775	30.468	267.6	
16	4'41.578	3'17.487	33.847	22.158	28.086	266.6	7	7'28.971	6'03.552	34.107	22.783	28.529	266.0	
17	1'54.014	32.368	32.067	21.690	27.889	267.0	8	1'55.283	32.846	32.302	22.031	28.104	266.6	
18	1'57.842	35.787	32.186	21.968	27.901	269.1	9	1'54.230	32.355	32.099	21.815	27.961	270.0	
19	1'54.042	32.276	32.026	21.826	27.914	270.5	10	1'54.293	32.275	32.271	21.891	27.856	270.2	
20	1'54.759	32.643	32.181	21.980	27.955	273.2	11	1'54.984	32.774	32.228	21.770	28.212	267.5	
7th 94 Jonas FOLGER Dynavolt Intact GP GER							12	1'54.269	32.370	32.137	21.765	27.997	268.1	
Runs=3	Total laps=16	Full laps=11					13	1'59.042 P	33.341	33.182	22.509	30.010	265.9	
1	2'53.096	1'27.561	34.061	22.719	28.755	263.2	14	6'22.739	4'58.127	33.806	22.333	28.473	263.6	
2	1'55.040	32.810	32.291	21.793	28.146	267.2	15	1'55.699	32.826	32.609	22.111	28.153	268.1	
3	1'54.294	32.402	32.039	21.777	28.076	267.8	16	1'54.578	32.499	32.158	21.975	27.946	271.2	
4	1'54.054	32.187	32.069	21.731	28.067	269.1	17	1'54.554	32.588	32.096	21.978	27.892	272.5	
5	1'55.009	32.337	32.508	21.987	28.177	268.4	18	1'55.086	32.551	32.413	22.196	27.926	271.2	
6	1'58.832 P	34.460	32.420	22.392	29.560	265.4	10th 49 Axel PONS AGR Team SPA							
7	9'57.237	8'32.160	33.779	22.629	28.669	263.3	Runs=3	Total laps=17	Full laps=12					
8	1'55.500	32.830	32.423	21.977	28.270	267.1	1	2'38.688	1'11.899	35.198	22.856	28.735	269.4	
9	1'55.129	32.562	32.285	22.057	28.225	271.2	2	1'55.546	33.029	32.485	21.930	28.102	270.2	
10	1'54.557	32.375	32.216	21.897	28.069	268.3	3	1'55.867	32.916	32.482	22.265	28.204	273.2	

Fastest Lap: Takaaki NAKAGAMI IDEMITSU Honda Te JPN **1'53.702** 32.180 32.017 21.579 27.926

These data/results cannot be reproduced, stored and/or transmitted in whole or in part by any manner of electronic, mechanical, photocopying, recording, broadcasting or otherwise now known or herein after developed without the previous express consent by the copyright owner, except for reproduction in daily press and regular printed publications on sale to the public within 60 days of the event related to those data/results and always provided that copyright symbol appears together as follows below.
© DORNA, 2016

Free Practice Nr. 2

Moto2

Lap	Lap Time	T1	T2	T3	T4	Speed	Lap	Lap Time	T1	T2	T3	T4	Speed
4	1'55.100	32.703	32.378	21.951	28.068	270.2	2	1'56.611	33.271	32.650	22.300	28.390	266.4
5	2'04.211 P	34.797	34.684	23.018	31.712	270.8	3	1'55.789	32.809	32.337	22.052	28.591	266.2
6	6'01.788	4'38.243	33.036	22.068	28.441	264.9	4	1'55.966	32.802	32.496	22.135	28.533	263.8
7	1'55.192	32.688	32.533	21.827	28.144	267.6	5	2'08.312 P	40.970	33.213	22.475	31.654	268.3
8	1'54.883	32.540	32.347	21.925	28.071	269.4	6	6'06.386	4'11.292	33.719	23.018	58.357	152.6
9	1'55.288	32.588	32.466	21.979	28.255	270.0	7	1'55.443	32.897	32.225	21.955	28.366	266.9
10	1'55.330	32.767	32.479	21.920	28.164	271.6	8	1'54.739	32.594	32.158	21.941	28.046	268.9
11	2'03.196 P	35.731	34.666	22.608	30.191	268.8	9	2'58.310 P	32.693	1'30.688	23.760	31.169	261.3
12	10'04.953	8'41.217	33.144	22.262	28.330	267.9	10	12'11.348	0'28.817	33.376	22.613	46.542	118.7
13	1'54.496	32.601	32.175	21.786	27.934	271.6	11	2'12.847	33.405	32.954	22.993	43.495	178.0
14	1'54.631	32.533	32.373	21.753	27.972	271.9	12	2'02.102	32.882	32.660	22.030	34.530	223.1
15	1'54.278	32.476	32.113	21.784	27.905	271.9	13	1'56.052	32.785	32.699	22.243	28.325	269.7
16	1'54.248	32.399	32.161	21.681	28.007	272.0	14	1'55.750	32.788	32.568	22.121	28.273	269.7
17	1'54.860	32.483	32.221	21.969	28.187	270.8	15	1'57.104	33.119	32.823	22.403	28.759	268.5

11th	11	Sandro CORTESE	Dynavolt Intact GP	GER	Runs=3	Total laps=17	Full laps=12
1	2'41.676	1'08.063	38.032	25.221	30.360	234.7	
2	1'56.436	33.371	32.562	22.112	28.391	267.5	
3	1'55.770	33.048	32.568	21.863	28.291	267.6	
4	1'54.760	32.699	32.088	21.879	28.094	269.9	
5	1'56.967	33.033	33.121	22.213	28.600	270.1	
6	1'54.838	32.746	32.079	21.912	28.101	269.8	
7	1'54.942	32.705	32.114	21.947	28.176	268.0	
8	2'07.000 P	37.363	34.600	23.325	31.712	264.7	
9	11'24.425	9'57.553	34.258	23.822	28.792	268.8	
10	1'55.006	32.641	32.191	21.895	28.279	271.1	
11	1'54.593	32.625	32.153	21.823	27.992	271.4	
12	2'10.293 P	43.067	34.037	22.686	30.503	268.1	
13	5'25.821	4'00.105	33.894	23.431	28.391	270.2	
14	1'54.348	32.609	32.035	21.794	27.910	271.9	
15	1'54.831	32.630	32.295	21.799	28.107	270.4	
16	1'54.943	32.494	32.372	21.901	28.176	270.0	
17	1'54.937	32.596	32.327	21.899	28.115	269.6	

14th	23	Marcel SCHROTTE	AGR Team	GER	Runs=2	Total laps=17	Full laps=14
1	3'08.094	1'42.016	33.562	22.325	30.191	251.5	
2	1'56.287	33.016	32.571	22.276	28.424	269.7	
3	1'54.938	32.636	32.232	21.856	28.214	270.8	
4	1'54.862	32.533	32.269	21.996	28.064	271.4	
5	1'56.130	32.770	32.564	22.376	28.420	274.6	
6	1'55.368	32.841	32.230	22.074	28.223	270.3	
7	1'56.012	32.787	32.325	22.298	28.602	265.1	
8	1'55.007	32.623	32.243	21.914	28.227	269.7	
9	2'01.463 P	32.583	33.421	25.604	29.855	267.3	
10	12'40.705	1'15.144	34.339	22.515	28.707	264.1	
11	1'55.708	32.930	32.599	21.923	28.256	270.0	
12	1'55.741	32.947	32.642	21.930	28.222	269.3	
13	2'15.767	32.741	32.428	21.898	48.700	270.8	
14	1'55.455	32.945	32.390	21.986	28.134	272.7	
15	1'55.249	32.758	32.360	22.002	28.129	273.2	
16	1'55.309	32.854	32.356	21.948	28.151	271.4	
17	1'55.251	32.746	32.412	21.901	28.192	271.6	

12th	52	Danny KENT	Leopard Racing	GBR	Runs=3	Total laps=15	Full laps=10
1	2'31.569	1'05.048	34.852	22.765	28.904	264.5	
2	2'02.260	33.216	35.670	22.334	31.040	232.6	
3	1'57.107	32.959	32.742	22.591	28.815	254.5	
4	1'55.289	32.765	32.288	21.931	28.305	269.7	
5	2'01.355	32.882	34.343	22.261	31.869	267.7	
6	1'55.234	32.693	32.301	21.962	28.278	267.8	
7	2'10.457	34.608	39.567	25.146	31.136	240.8	
8	1'55.604	32.910	32.381	21.910	28.403	265.2	
9	1'54.968	32.626	32.179	21.953	28.210	267.1	
10	2'13.271 P	41.493	35.718	23.883	32.177	259.5	
11	9'59.994	8'12.875	38.589	27.255	41.275	166.3	
12	2'07.573 P	33.332	35.285	25.810	33.146	257.3	
13	9'39.789	8'16.153	33.210	22.102	28.324	266.8	
14	1'54.759	32.652	31.960	21.997	28.150	269.5	
15	1'54.680	32.504	32.175	21.840	28.161	268.3	

15th	40	Alex RINS	Paginas Amarillas HP	SPA	Runs=3	Total laps=17	Full laps=12
1	2'38.364	1'11.442	34.889	23.209	28.824	266.6	
2	1'55.124	32.629	32.317	21.957	28.221	270.7	
3	1'55.701	32.717	32.468	22.304	28.212	271.3	
4	1'54.879	32.511	32.313	21.842	28.213	269.2	
5	2'03.079 P	33.756	33.380	22.385	33.558	265.5	
6	7'33.026	6'09.355	33.321	21.985	28.365	267.7	
7	1'55.366	32.590	32.400	21.948	28.428	266.7	
8	1'55.151	32.661	32.301	21.971	28.218	269.4	
9	1'55.439	32.604	32.465	22.000	28.370	267.5	
10	2'03.950	40.292	33.175	22.172	28.311	269.9	
11	1'55.407	32.629	32.533	21.987	28.258	269.2	
12	1'57.795 P	32.576	32.606	21.894	30.719	267.3	
13	8'04.775	6'40.882	33.319	22.108	28.466	267.7	
14	1'57.524	32.668	32.681	22.139	30.036	233.1	
15	1'56.812	32.593	32.384	23.365	28.470	270.0	
16	1'55.194	32.561	32.462	21.899	28.272	270.4	
17	1'55.325	32.470	32.558	22.011	28.286	270.4	

13th	54	Mattia PASINI	Italtrans Racing Team	ITA	Runs=3	Total laps=15	Full laps=10
1	2'32.980	1'06.234	34.045	23.892	28.809	265.1	

Fastest Lap: Takaaki NAKAGAMI IDEMITSU Honda Te JPN **1'53.702** 32.180 32.017 21.579 27.926

These data/results cannot be reproduced, stored and/or transmitted in whole or in part by any manner of electronic, mechanical, photocopying, recording, broadcasting or otherwise now known or herein after developed without the previous express consent by the copyright owner, except for reproduction in daily press and regular printed publications on sale to the public within 60 days of the event related to those data/results and always provided that copyright symbol appears together as follows below.
© DORNA, 2016



Free Practice Nr. 2

Moto2

Lap	Lap Time	T1	T2	T3	T4	Speed	Lap	Lap Time	T1	T2	T3	T4	Speed		
16th	97	Xavi VIERGE					SPA	14	1'59.518	P	32.807	33.351	22.458	30.902	262.0
		Runs=3		Total laps=16		Full laps=11									
1	2'33.543	1'07.107	34.068	23.454	28.914	265.8	15	4'39.525		3'15.771	33.009	22.330	28.415	261.3	
2	1'56.610	33.136	32.753	22.483	28.238	268.4	16	1'55.673		32.812	32.489	22.094	28.278	262.8	
3	1'55.768	32.913	32.537	22.106	28.212	268.1	17	1'55.486		32.683	32.554	22.037	28.212	263.8	
4	2'01.828	33.759	37.293	22.414	28.362	266.9	18	1'55.409		32.654	32.462	22.118	28.175	266.0	
5	2'02.591	P	34.929	33.556	22.759	261.8	19	1'54.999		32.517	32.274	21.976	28.232	265.4	
6	6'02.946		4'38.576	33.031	22.627	261.1	20	1'55.005		32.573	32.289	21.931	28.212	264.8	
7	1'56.644	33.242	32.665	22.258	28.479	262.8	19th 60 Julian SIMON								
8	1'55.995	33.075	32.448	22.137	28.335	266.7			Runs=3		Total laps=17		Full laps=12		
9	2'00.748	P	34.285	33.576	22.596	260.1	1	2'38.629		1'07.515	37.105	23.213	30.796	246.5	
10	11'06.857		9'40.637	35.320	22.480	264.0	2	1'56.353		33.348	32.520	22.217	28.268	268.7	
11	1'56.077	32.847	32.682	22.165	28.383	265.7	3	1'55.513		32.759	32.484	22.070	28.200	270.6	
12	1'55.377	32.814	32.296	22.136	28.131	266.4	4	1'55.142		32.703	32.364	21.867	28.208	270.6	
13	1'55.099	32.712	32.338	21.939	28.110	268.7	5	2'04.077		33.944	32.663	22.278	35.192	267.6	
14	1'54.951	32.615	32.255	22.028	28.053	268.8	6	2'02.750	P	35.846	33.160	22.287	31.457	264.1	
15	2'03.906	38.358	33.544	23.042	28.962	260.3	7	9'44.468		8'17.603	35.001	22.249	29.615	257.4	
16	1'56.024	32.737	32.571	22.404	28.312	267.3	8	1'55.127		32.769	32.242	21.981	28.135	272.4	
17th 10 Luca MARINI									Runs=3		Total laps=19		Full laps=13		
1	2'57.000	1'31.333	33.957	22.936	28.774	266.9	9	2'06.389		33.747	37.727	23.674	31.241	248.4	
2	1'56.656	33.090	32.751	22.131	28.684	266.9	10	1'55.101		32.728	32.304	21.846	28.223	268.7	
3	1'56.662	32.949	32.894	22.068	28.751	266.0	11	1'55.292		32.505	32.270	22.109	28.408	265.6	
4	1'56.556	33.083	32.575	22.156	28.742	264.7	12	2'01.511	P	36.016	33.176	22.253	30.066	264.7	
5	1'56.507	33.029	32.672	22.142	28.664	267.8	13	7'03.622		5'40.168	32.838	22.353	28.263	270.2	
6	1'56.142	32.917	32.718	22.138	28.369	268.5	14	1'55.080		32.643	32.342	21.979	28.116	271.6	
7	2'02.743	34.308	34.519	22.366	31.550	246.4	15	1'55.508		32.792	32.567	22.035	28.114	274.6	
8	1'56.088	32.827	32.504	22.200	28.557	265.9	16	1'55.168		32.785	32.324	21.831	28.228	269.5	
9	2'06.903	P	36.389	34.842	23.313	262.9	17	1'55.340		32.864	32.316	21.924	28.236	268.8	
10	6'21.988		4'55.616	34.179	22.883	29.310	263.4	20th 19 Xavier SIMEON							
11	1'56.773	33.091	32.827	22.282	28.573	265.2			Runs=3		Total laps=18		Full laps=13		
12	1'56.114	32.905	32.716	22.016	28.477	265.6	1	2'32.123		1'05.842	34.175	23.288	28.818	261.5	
13	1'55.978	32.779	32.558	22.129	28.512	265.8	2	1'56.059		32.862	32.693	22.049	28.455	266.3	
14	2'15.735	P	42.743	37.100	24.181	266.4	3	1'59.313		33.130	32.834	22.469	30.880	225.9	
15	6'01.388		4'29.580	38.568	24.706	28.534	270.6	4	1'56.027		32.849	32.573	22.058	28.547	262.7
16	1'56.552	32.760	32.399	23.233	28.160	270.0	5	1'59.382		34.696	33.106	22.510	29.070	260.8	
17	1'54.973	32.470	32.392	22.070	28.041	273.9	6	1'55.863		32.864	32.486	22.063	28.450	264.7	
18	1'55.079	32.775	32.193	22.011	28.100	272.5	7	2'03.804	P	35.002	34.547	23.080	31.175	261.5	
19	2'17.284	P	41.327	38.139	24.324	260.6	8	7'35.086		6'06.692	35.951	23.658	28.785	261.5	
18th 89 Alan TECHER									Runs=3		Total laps=20		Full laps=15		
1	2'14.957	43.685	38.762	23.379	29.131	259.9	9	1'55.561		32.879	32.405	21.954	28.323	265.4	
2	1'57.365	33.576	32.890	22.405	28.494	261.9	10	1'56.034		32.673	32.714	22.152	28.495	265.0	
3	1'57.047	32.995	32.897	22.492	28.663	265.0	11	1'56.088		32.688	32.584	22.184	28.632	264.1	
4	1'59.747	35.942	32.994	22.270	28.541	260.8	12	1'55.765		32.928	32.476	21.974	28.387	270.2	
5	1'56.595	33.073	32.846	22.230	28.446	262.2	13	1'55.216		32.669	32.331	21.843	28.373	265.2	
6	1'56.822	33.095	32.966	22.222	28.539	261.2	14	1'55.509		32.730	32.406	21.933	28.440	264.5	
7	1'56.146	32.943	32.543	22.074	28.586	260.8	15	2'04.418	P	34.279	34.947	23.259	31.933	227.3	
8	1'59.841	P	33.140	33.479	22.101	31.121	264.4	16	6'16.562		4'52.019	33.733	22.255	28.555	265.9
9	6'14.815		4'50.301	33.412	22.543	28.559	261.8	17	1'55.722		32.812	32.589	21.937	28.384	266.2
10	1'56.656	33.118	32.676	22.264	28.598	261.3	18	1'55.575		32.717	32.439	22.023	28.396	266.9	
11	1'56.329	32.933	32.661	22.291	28.444	261.6	21st 4 Steven ODENDAAL								
12	1'56.631	32.916	32.631	22.537	28.547	260.5			Runs=3		Total laps=18		Full laps=13		
13	1'56.579	33.025	32.913	22.178	28.463	263.7	1	2'16.049		49.186	35.052	23.104	28.707	269.3	
Fastest Lap: Takaaki NAKAGAMI							IDEMITSU Honda Te		JPN	1'53.702	32.180	32.017	21.579	27.926	

These data/results cannot be reproduced, stored and/or transmitted in whole or in part by any manner of electronic, mechanical, photocopying, recording, broadcasting or otherwise now known or herein after developed without the previous express consent by the copyright owner, except for reproduction in daily press and regular printed publications on sale to the public within 60 days of the event related to those data/results and always provided that copyright symbol appears together as follows below.
© DORNA, 2016

Free Practice Nr. 2

Moto2

Lap	Lap Time	T1	T2	T3	T4	Speed	Lap	Lap Time	T1	T2	T3	T4	Speed																																																																																																																																																																																																																																																																																																																																																																																																																																	
6	2'03.311	35.967	32.851	22.278	32.215	225.0	19	1'55.713	32.738	32.540	22.120	28.315	268.7																																																																																																																																																																																																																																																																																																																																																																																																																																	
7	1'55.662	32.708	32.538	22.290	28.126	272.9	24th 57 Edgar PONS Paginas Amarillas HP SPA																																																																																																																																																																																																																																																																																																																																																																																																																																							
8	1'55.564	32.818	32.485	22.094	28.167	272.8	Runs=2 Total laps=20 Full laps=17																																																																																																																																																																																																																																																																																																																																																																																																																																							
9	2'03.149 P	35.939	34.692	22.443	30.075	269.1	1	2'59.515	1'17.733	34.684	37.228	29.870	264.4																																																																																																																																																																																																																																																																																																																																																																																																																																	
10	8'11.516	6'45.889	34.438	22.464	28.725	269.3	2	1'58.975	34.594	32.905	22.506	28.970	266.5																																																																																																																																																																																																																																																																																																																																																																																																																																	
11	1'56.563	33.304	32.794	22.215	28.250	271.9	3	1'57.809	33.785	32.827	22.506	28.691	266.2																																																																																																																																																																																																																																																																																																																																																																																																																																	
12	1'56.109	33.120	32.658	22.126	28.205	271.6	4	1'57.110	33.287	32.722	22.463	28.638	264.1																																																																																																																																																																																																																																																																																																																																																																																																																																	
13	1'55.984	33.024	32.508	22.197	28.255	272.3	5	1'56.757	33.280	32.646	22.306	28.525	269.1																																																																																																																																																																																																																																																																																																																																																																																																																																	
14	2'07.387	37.699	35.609	23.780	30.299	260.6	6	1'56.657	33.396	32.444	22.520	28.297	271.9																																																																																																																																																																																																																																																																																																																																																																																																																																	
15	2'05.966 P	32.973	32.685	24.480	35.828	229.9	7	1'56.371	33.193	32.503	22.247	28.428	269.1																																																																																																																																																																																																																																																																																																																																																																																																																																	
16	5'23.833	3'59.468	33.421	22.515	28.429	271.3	8	1'56.446	33.168	32.695	22.278	28.305	269.3																																																																																																																																																																																																																																																																																																																																																																																																																																	
17	1'55.877	32.986	32.561	22.281	28.049	272.5	9	1'56.514	33.225	32.644	22.233	28.412	266.6																																																																																																																																																																																																																																																																																																																																																																																																																																	
18	1'55.218	32.668	32.491	22.028	28.031	272.9	10	2'08.722 P	35.936	35.358	24.451	32.977	260.4																																																																																																																																																																																																																																																																																																																																																																																																																																	
22nd 55 Hafizh SYAHRIN Petronas Raceline Ma MAL							11	7'03.813	5'37.975	34.547	22.696	28.595	269.3																																																																																																																																																																																																																																																																																																																																																																																																																																	
Runs=3 Total laps=19 Full laps=14						12	1'56.475	33.325	32.646	22.198	28.306	269.8																																																																																																																																																																																																																																																																																																																																																																																																																																		
1	2'43.641	1'17.428	34.497	23.017	28.699	265.3	13	1'56.213	33.181	32.473	22.183	28.376	268.7																																																																																																																																																																																																																																																																																																																																																																																																																																	
2	1'56.253	33.268	32.629	21.994	28.362	268.0	14	1'56.145	33.238	32.440	22.146	28.321	269.1																																																																																																																																																																																																																																																																																																																																																																																																																																	
3	1'55.751	32.927	32.596	21.933	28.295	268.0	15	1'55.925	33.073	32.382	22.207	28.263	269.9																																																																																																																																																																																																																																																																																																																																																																																																																																	
4	2'02.345	35.212	36.686	22.093	28.354	269.1	16	1'55.907	33.093	32.395	22.237	28.182	268.9																																																																																																																																																																																																																																																																																																																																																																																																																																	
5	1'56.249	33.095	32.707	22.094	28.353	268.8	17	1'55.958	33.111	32.494	22.112	28.241	270.2																																																																																																																																																																																																																																																																																																																																																																																																																																	
6	2'03.516 P	34.280	34.120	23.242	31.874	259.2	18	2'12.847	42.549	38.750	22.966	28.582	268.8																																																																																																																																																																																																																																																																																																																																																																																																																																	
7	7'41.238	6'15.986	34.475	22.418	28.359	269.4	19	1'55.649	33.123	32.334	22.032	28.160	270.3																																																																																																																																																																																																																																																																																																																																																																																																																																	
8	1'56.196	33.054	32.710	22.075	28.357	267.4	20	1'55.444	32.950	32.349	22.083	28.062	271.0																																																																																																																																																																																																																																																																																																																																																																																																																																	
9	1'56.094	33.011	32.650	22.034	28.399	269.5	10	2'10.757 P	41.460	34.334	23.626	31.337	263.2	25th 2 Jesko RAFFIN Sports-Millions-EMW SWI							11	4'35.446	3'04.887	35.151	22.723	32.685	175.6	Runs=2 Total laps=21 Full laps=18						12	1'57.571	34.271	32.695	22.135	28.470	266.5	1	2'20.039	53.779	34.317	22.858	29.085	261.4	13	1'55.679	32.813	32.495	22.099	28.272	267.9	2	1'57.230	33.307	33.139	22.227	28.557	263.0	14	1'55.510	32.812	32.455	21.944	28.299	267.9	3	1'56.521	32.913	32.768	22.235	28.605	263.1	15	1'55.327	32.748	32.404	21.999	28.176	269.5	4	1'56.386	32.880	32.820	22.245	28.441	263.4	16	2'00.162	33.853	36.215	22.060	28.034	271.9	5	1'55.815	32.825	32.553	22.113	28.324	266.6	17	1'55.544	32.742	32.390	22.163	28.249	271.6	6	1'57.887	32.933	34.181	22.286	28.487	263.9	18	1'59.959	34.469	33.980	23.035	28.475	269.7	7	1'55.716	32.850	32.495	21.961	28.410	263.9	19	1'55.985	32.976	32.605	22.122	28.282	268.7	8	1'55.877	32.739	32.511	22.043	28.584	262.4	23rd 45 Tetsuta NAGASHIM Ajo Motorsport Acade JPN							9	2'04.939	39.194	34.373	22.474	28.898	262.3	Runs=2 Total laps=19 Full laps=16						10	1'55.624	32.826	32.432	22.028	28.338	265.8	1	2'13.713	47.203	34.600	22.843	29.067	262.5	11	1'55.552	32.736	32.510	21.921	28.385	265.6	2	1'58.059	33.464	33.080	22.591	28.924	264.4	12	1'55.589	32.698	32.480	21.960	28.451	265.4	3	1'57.320	33.193	33.092	22.386	28.649	264.4	13	1'55.602	32.612	32.474	22.032	28.484	263.9	4	1'57.124	33.073	33.086	22.495	28.470	267.0	14	2'11.395 P	34.442	35.745	26.837	34.371	257.7	5	1'56.420	33.029	32.632	22.339	28.420	267.1	15	6'26.526	4'59.721	34.231	22.655	29.919	255.2	6	2'02.998	33.015	33.176	22.618	34.189	201.0	16	1'57.361	33.038	33.553	22.176	28.594	262.1	7	1'57.584	33.307	33.305	22.701	28.271	269.9	17	1'55.825	32.777	32.608	22.018	28.422	266.3	8	1'55.818	32.824	32.520	22.052	28.422	266.3	18	1'56.290	32.981	32.837	22.052	28.420	267.1	9	1'57.008	33.210	33.087	22.174	28.537	263.8	19	1'55.923	32.826	32.539	22.028	28.530	266.6	10	2'03.680 P	33.721	33.771	22.836	33.352	255.8	20	1'55.784	32.737	32.609	22.064	28.374	266.0	11	10'26.342	8'44.143	34.084	22.749	45.366	268.4	21	1'55.822	32.715	32.656	21.980	28.471	265.0	12	2'02.785	35.817	33.509	22.511	30.948	242.8	13	1'55.730	32.926	32.475	22.029	28.300	268.0	26th 87 Remy GARDNER Tasca Racing Scuderi AUS							14	1'55.588	32.893	32.724	21.935	28.036	271.6	Runs=3 Total laps=18 Full laps=13						15	1'55.389	32.721	32.406	22.022	28.240	268.9	1	2'35.343	1'05.964	37.779	22.972	28.628	262.7	16	1'55.642	32.627	32.654	22.090	28.271	270.2	2	1'56.887	33.436	32.918	22.107	28.426	263.1	17	2'02.954	39.516	33.171	22.102	28.165	270.4	3	1'57.142	33.658	32.539	22.340	28.605	264.4	18	1'55.524	32.636	32.518	21.997	28.373	269.4	4	1'55.717	32.898	32.479	22.013	28.327	264.9								5	2'01.066	35.448	33.801	22.260	29.557	255.2
10	2'10.757 P	41.460	34.334	23.626	31.337	263.2	25th 2 Jesko RAFFIN Sports-Millions-EMW SWI																																																																																																																																																																																																																																																																																																																																																																																																																																							
11	4'35.446	3'04.887	35.151	22.723	32.685	175.6	Runs=2 Total laps=21 Full laps=18																																																																																																																																																																																																																																																																																																																																																																																																																																							
12	1'57.571	34.271	32.695	22.135	28.470	266.5	1	2'20.039	53.779	34.317	22.858	29.085	261.4																																																																																																																																																																																																																																																																																																																																																																																																																																	
13	1'55.679	32.813	32.495	22.099	28.272	267.9	2	1'57.230	33.307	33.139	22.227	28.557	263.0																																																																																																																																																																																																																																																																																																																																																																																																																																	
14	1'55.510	32.812	32.455	21.944	28.299	267.9	3	1'56.521	32.913	32.768	22.235	28.605	263.1																																																																																																																																																																																																																																																																																																																																																																																																																																	
15	1'55.327	32.748	32.404	21.999	28.176	269.5	4	1'56.386	32.880	32.820	22.245	28.441	263.4																																																																																																																																																																																																																																																																																																																																																																																																																																	
16	2'00.162	33.853	36.215	22.060	28.034	271.9	5	1'55.815	32.825	32.553	22.113	28.324	266.6																																																																																																																																																																																																																																																																																																																																																																																																																																	
17	1'55.544	32.742	32.390	22.163	28.249	271.6	6	1'57.887	32.933	34.181	22.286	28.487	263.9																																																																																																																																																																																																																																																																																																																																																																																																																																	
18	1'59.959	34.469	33.980	23.035	28.475	269.7	7	1'55.716	32.850	32.495	21.961	28.410	263.9																																																																																																																																																																																																																																																																																																																																																																																																																																	
19	1'55.985	32.976	32.605	22.122	28.282	268.7	8	1'55.877	32.739	32.511	22.043	28.584	262.4																																																																																																																																																																																																																																																																																																																																																																																																																																	
23rd 45 Tetsuta NAGASHIM Ajo Motorsport Acade JPN							9	2'04.939	39.194	34.373	22.474	28.898	262.3																																																																																																																																																																																																																																																																																																																																																																																																																																	
Runs=2 Total laps=19 Full laps=16						10	1'55.624	32.826	32.432	22.028	28.338	265.8																																																																																																																																																																																																																																																																																																																																																																																																																																		
1	2'13.713	47.203	34.600	22.843	29.067	262.5	11	1'55.552	32.736	32.510	21.921	28.385	265.6																																																																																																																																																																																																																																																																																																																																																																																																																																	
2	1'58.059	33.464	33.080	22.591	28.924	264.4	12	1'55.589	32.698	32.480	21.960	28.451	265.4																																																																																																																																																																																																																																																																																																																																																																																																																																	
3	1'57.320	33.193	33.092	22.386	28.649	264.4	13	1'55.602	32.612	32.474	22.032	28.484	263.9																																																																																																																																																																																																																																																																																																																																																																																																																																	
4	1'57.124	33.073	33.086	22.495	28.470	267.0	14	2'11.395 P	34.442	35.745	26.837	34.371	257.7																																																																																																																																																																																																																																																																																																																																																																																																																																	
5	1'56.420	33.029	32.632	22.339	28.420	267.1	15	6'26.526	4'59.721	34.231	22.655	29.919	255.2																																																																																																																																																																																																																																																																																																																																																																																																																																	
6	2'02.998	33.015	33.176	22.618	34.189	201.0	16	1'57.361	33.038	33.553	22.176	28.594	262.1																																																																																																																																																																																																																																																																																																																																																																																																																																	
7	1'57.584	33.307	33.305	22.701	28.271	269.9	17	1'55.825	32.777	32.608	22.018	28.422	266.3																																																																																																																																																																																																																																																																																																																																																																																																																																	
8	1'55.818	32.824	32.520	22.052	28.422	266.3	18	1'56.290	32.981	32.837	22.052	28.420	267.1																																																																																																																																																																																																																																																																																																																																																																																																																																	
9	1'57.008	33.210	33.087	22.174	28.537	263.8	19	1'55.923	32.826	32.539	22.028	28.530	266.6																																																																																																																																																																																																																																																																																																																																																																																																																																	
10	2'03.680 P	33.721	33.771	22.836	33.352	255.8	20	1'55.784	32.737	32.609	22.064	28.374	266.0																																																																																																																																																																																																																																																																																																																																																																																																																																	
11	10'26.342	8'44.143	34.084	22.749	45.366	268.4	21	1'55.822	32.715	32.656	21.980	28.471	265.0																																																																																																																																																																																																																																																																																																																																																																																																																																	
12	2'02.785	35.817	33.509	22.511	30.948	242.8	13	1'55.730	32.926	32.475	22.029	28.300	268.0	26th 87 Remy GARDNER Tasca Racing Scuderi AUS							14	1'55.588	32.893	32.724	21.935	28.036	271.6	Runs=3 Total laps=18 Full laps=13						15	1'55.389	32.721	32.406	22.022	28.240	268.9	1	2'35.343	1'05.964	37.779	22.972	28.628	262.7	16	1'55.642	32.627	32.654	22.090	28.271	270.2	2	1'56.887	33.436	32.918	22.107	28.426	263.1	17	2'02.954	39.516	33.171	22.102	28.165	270.4	3	1'57.142	33.658	32.539	22.340	28.605	264.4	18	1'55.524	32.636	32.518	21.997	28.373	269.4	4	1'55.717	32.898	32.479	22.013	28.327	264.9								5	2'01.066	35.448	33.801	22.260	29.557	255.2																																																																																																																																																																																																																																																																																																																																							
13	1'55.730	32.926	32.475	22.029	28.300	268.0	26th 87 Remy GARDNER Tasca Racing Scuderi AUS																																																																																																																																																																																																																																																																																																																																																																																																																																							
14	1'55.588	32.893	32.724	21.935	28.036	271.6	Runs=3 Total laps=18 Full laps=13																																																																																																																																																																																																																																																																																																																																																																																																																																							
15	1'55.389	32.721	32.406	22.022	28.240	268.9	1	2'35.343	1'05.964	37.779	22.972	28.628	262.7																																																																																																																																																																																																																																																																																																																																																																																																																																	
16	1'55.642	32.627	32.654	22.090	28.271	270.2	2	1'56.887	33.436	32.918	22.107	28.426	263.1																																																																																																																																																																																																																																																																																																																																																																																																																																	
17	2'02.954	39.516	33.171	22.102	28.165	270.4	3	1'57.142	33.658	32.539	22.340	28.605	264.4																																																																																																																																																																																																																																																																																																																																																																																																																																	
18	1'55.524	32.636	32.518	21.997	28.373	269.4	4	1'55.717	32.898	32.479	22.013	28.327	264.9																																																																																																																																																																																																																																																																																																																																																																																																																																	
							5	2'01.066	35.448	33.801	22.260	29.557	255.2																																																																																																																																																																																																																																																																																																																																																																																																																																	

Fastest Lap: Takaaki NAKAGAMI IDEMITSU Honda Te JPN **1'53.702** 32.180 32.017 21.579 27.926

These data/results cannot be reproduced, stored and/or transmitted in whole or in part by any manner of electronic, mechanical, photocopying, recording, broadcasting or otherwise now known or herein after developed without the previous express consent by the copyright owner, except for reproduction in daily press and regular printed publications on sale to the public within 60 days of the event related to those data/results and always provided that copyright symbol appears together as follows below.
© DORNA, 2016

Official MotoGP Timing by TISSOT
www.motogp.com

Alcañiz, Friday, September 23, 2016

Page 5 of 6



Free Practice Nr. 2

Moto2

Lap	Lap Time	T1	T2	T3	T4	Speed	Lap	Lap Time	T1	T2	T3	T4	Speed
6	1'55.916	33.061	32.386	22.058	28.411	264.0	3	1'56.591	33.080	32.724	22.110	28.677	266.8
7	1'55.805	32.892	32.437	22.073	28.403	264.4	4	2'03.969 P	37.498	33.521	22.253	30.697	263.6
8	2'05.206 P	34.127	33.720	23.609	33.750	211.9	5	7'27.839	6'01.260	34.852	22.878	28.849	262.4
9	7'27.249	5'57.695	37.692	22.372	29.490	247.5	6	1'57.420	33.255	33.345	22.103	28.717	265.6
10	2'00.571	33.123	33.193	25.529	28.726	263.9	7	1'56.555	33.209	32.662	21.977	28.707	267.1
11	1'56.153	32.988	32.808	22.045	28.312	266.7	8	2'01.743 P	35.322	33.260	22.459	30.702	262.7
12	1'55.673	32.763	32.503	22.094	28.313	266.0	9	9'15.343	7'44.985	33.893	23.020	33.445	241.5
13	1'56.330	32.911	32.353	22.679	28.387	265.6	10	1'56.895	33.246	32.804	22.244	28.601	269.4
14	2'03.861 P	36.436	33.664	22.926	30.835	258.5	11	1'56.276	32.929	32.596	22.132	28.619	270.4
15	5'29.825	4'04.432	33.784	23.181	28.428	267.7	12	2'09.277	35.546	40.855	24.337	28.539	269.7
16	1'55.997	32.897	32.500	22.304	28.296	265.7	13	1'57.874 P	33.200	32.806	22.286	29.582	267.4
17	1'55.903	32.903	32.544	22.106	28.350	268.6	14	4'13.513	2'48.614	33.876	22.369	28.654	268.1
18	1'55.571	33.066	32.388	21.989	28.128	270.6	15	1'56.016	32.965	32.603	21.905	28.543	270.0
							16	1'56.382	32.965	32.717	22.251	28.449	268.7

27th 77 Dominique AEGER CarXpert Interwetten SWI
Runs=3 Total laps=16 Full laps=11

1	2'30.718	57.613	35.882	25.105	32.118	245.6
2	1'56.940	33.223	32.673	22.592	28.452	266.4
3	1'57.926	33.329	32.703	22.439	29.455	245.9
4	1'56.510	33.133	32.690	22.387	28.300	267.7
5	1'59.410 P	33.051	32.890	22.420	31.049	261.8
6	7'48.780	6'24.205	33.264	22.439	28.872	262.4
7	1'56.678	33.080	32.781	22.404	28.413	267.4
8	1'56.598	33.015	32.669	22.418	28.496	267.1
9	1'56.392	33.041	32.643	22.279	28.429	267.7
10	1'59.987 P	33.016	32.835	23.437	30.699	266.7
11	10'09.515	8'44.696	33.236	23.110	28.473	266.7
12	1'56.541	33.073	32.802	22.291	28.375	268.7
13	2'05.003	32.988	32.987	26.534	32.494	257.2
14	1'56.239	33.140	32.646	22.207	28.246	272.1
15	1'55.924	32.798	32.782	22.172	28.172	272.3
16	1'55.800	32.721	32.574	22.224	28.281	271.2

28th 14 Ratthapark WILAIR IDEMITSU Honda Te THA
Runs=2 Total laps=16 Full laps=13

1	2'37.382	1'04.156	35.933	25.546	31.747	245.7
2	2'03.617	38.432	34.201	22.416	28.568	267.3
3	1'56.375	33.122	32.560	22.135	28.558	267.0
4	1'57.084	33.320	32.780	22.374	28.610	265.2
5	2'07.192	39.790	34.739	22.885	29.778	253.4
6	1'55.943	32.847	32.456	22.212	28.428	268.7
7	3'36.826 P	32.658	32.347	1'51.811	40.010	171.8
8	12'48.743	1'11.633	37.559	25.322	34.229	176.9
9	2'03.866	36.245	34.593	23.792	29.236	264.4
10	1'58.582	33.740	33.218	22.821	28.803	266.4
11	2'19.256	33.471	33.079	39.679	33.027	253.6
12	2'11.245	33.821	34.828	29.464	33.132	253.9
13	1'58.226	33.508	33.086	22.763	28.869	267.1
14	2'08.620	33.243	42.248	24.756	28.373	269.5
15	1'56.082	32.944	32.433	22.338	28.367	269.2
16	1'56.238	32.906	32.579	22.503	28.250	271.0

29th 70 Robin MULHAUSER CarXpert Interwetten SWI
Runs=4 Total laps=16 Full laps=9

1	2'00.435	34.642	34.027	22.728	29.038	263.3
2	1'57.500	33.462	32.933	22.272	28.833	264.3

Fastest Lap: Takaaki NAKAGAMI IDEMITSU Honda Te JPN 1'53.702 32.180 32.017 21.579 27.926

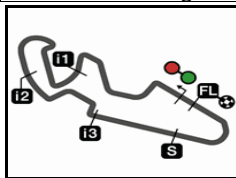
These data/results cannot be reproduced, stored and/or transmitted in whole or in part by any manner of electronic, mechanical, photocopying, recording, broadcasting or otherwise now known or herein after developed without the previous express consent by the copyright owner, except for reproduction in daily press and regular printed publications on sale to the public within 60 days of the event related to those data/results and always provided that copyright symbol appears together as follows below.
© DORNA, 2016

Official MotoGP Timing by TISSOT
www.motogp.com

Alcañiz, Friday, September 23, 2016

Page 6 of 6





5078 m.

GRAN PREMIO MOVISTAR DE ARAGÓN

Free Practice Nr. 2

Best Partial Times

Moto2

IT Ideal Lap Time, sum of the best partial times

BT Best Lap Time

T1		T2		T3		T4				IT	BT	
Pos	Rider	Time	Rider	Time	Rider	Time	Rider	Time	Pos	Rider	IT	BT
1	T.LUTHI	32.139	S.LOWES	31.937	T.NAKAGAMI	21.579	T.LUTHI	27.763	1	T.NAKAGAMI	1'53.657	1'53.702 (1)
2	T.NAKAGAMI	32.157	D.KENT	31.960	S.LOWES	21.607	J.ZARCO	27.840	2	S.LOWES	1'53.668	1'53.787 (2)
3	J.FOLGER	32.187	F.MORBIDELLI	31.996	J.ZARCO	21.627	A.MARQUEZ	27.856	3	T.LUTHI	1'53.675	1'53.793 (3)
4	L.BALDASSARRI	32.234	L.BALDASSARRI	32.001	F.MORBIDELLI	21.673	S.LOWES	27.874	4	L.BALDASSARRI	1'53.854	1'53.898 (4)
5	S.LOWES	32.250	T.NAKAGAMI	32.017	A.PONS	21.681	S.CORSI	27.889	5	S.CORSI	1'53.881	1'54.014 (6)
6	A.MARQUEZ	32.275	S.CORSI	32.026	S.CORSI	21.690	T.NAKAGAMI	27.904	6	J.ZARCO	1'53.892	1'54.164 (8)
7	S.CORSI	32.276	S.CORTESE	32.035	L.BALDASSARRI	21.696	A.PONS	27.905	7	F.MORBIDELLI	1'53.912	1'53.953 (5)
8	J.ZARCO	32.320	J.FOLGER	32.039	T.LUTHI	21.724	F.MORBIDELLI	27.907	8	A.MARQUEZ	1'53.964	1'54.230 (9)
9	F.MORBIDELLI	32.336	T.LUTHI	32.049	J.FOLGER	21.731	S.CORTESE	27.910	9	J.FOLGER	1'54.024	1'54.054 (7)
10	A.PONS	32.399	A.MARQUEZ	32.068	A.MARQUEZ	21.765	L.BALDASSARRI	27.923	10	A.PONS	1'54.098	1'54.248 (10)
11	L.MARINI	32.470	J.ZARCO	32.105	S.CORTESE	21.794	S.ODENDAAL	28.031	11	S.CORTESE	1'54.233	1'54.348 (11)
12	A.RINS	32.470	A.PONS	32.113	J.SIMON	21.831	H.SYHRIN	28.034	12	D.KENT	1'54.454	1'54.680 (12)
13	S.CORTESE	32.494	M.PASINI	32.158	D.KENT	21.840	T.NAGASHIMA	28.036	13	M.SCHROTTE	1'54.683	1'54.862 (14)
14	D.KENT	32.504	L.MARINI	32.193	A.RINS	21.842	L.MARINI	28.041	14	J.SIMON	1'54.692	1'55.080 (19)
15	J.SIMON	32.505	M.SCHROTTER	32.230	X.SIMEON	21.843	M.PASINI	28.046	15	L.MARINI	1'54.715	1'54.973 (17)
16	A.TECHER	32.517	J.SIMON	32.242	M.SCHROTTER	21.856	X.VIERGE	28.053	16	M.PASINI	1'54.739	1'54.739 (13)
17	M.SCHROTTER	32.533	X.VIERGE	32.255	R.MULHAUSER	21.905	E.PONS	28.062	17	A.RINS	1'54.825	1'54.879 (15)
18	M.PASINI	32.594	A.TECHER	32.274	J.RAFFIN	21.921	M.SCHROTTER	28.064	18	X.VIERGE	1'54.862	1'54.951 (16)
19	J.RAFFIN	32.612	A.RINS	32.301	A.TECHER	21.931	J.FOLGER	28.067	19	A.TECHER	1'54.897	1'54.999 (18)
20	X.VIERGE	32.615	X.SIMEON	32.331	H.SYHRIN	21.933	J.SIMON	28.114	20	T.NAGASHIMA	1'55.004	1'55.389 (23)
21	T.NAGASHIMA	32.627	E.PONS	32.334	T.NAGASHIMA	21.935	R.GARDNER	28.128	21	H.SYHRIN	1'55.099	1'55.327 (22)
22	R.WILAIROT	32.658	R.WILAIROT	32.347	X.VIERGE	21.939	D.KENT	28.150	22	S.ODENDAAL	1'55.161	1'55.218 (21)
23	S.ODENDAAL	32.668	R.GARDNER	32.353	M.PASINI	21.941	D.AEGERTER	28.172	23	X.SIMEON	1'55.166	1'55.216 (20)
24	X.SIMEON	32.669	H.SYHRIN	32.390	R.GARDNER	21.989	A.TECHER	28.175	24	R.GARDNER	1'55.233	1'55.571 (26)

These data/results cannot be reproduced, stored and/or transmitted in whole or in part by any manner of electronic, mechanical, photocopying, recording, broadcasting or otherwise now known or herein after developed without the previous express consent by the copyright owner, except for reproduction in daily press and regular printed publications on sale to the public within 60 days of the event related to those data/results and always provided that copyright symbol appears together as follows below.


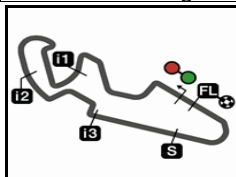
© DORNA, 2016

Official MotoGP Timing by TISSOT
www.motogp.com

moto2™



MotorLand Aragón

Results and timing service provided by  **TISSOT**

5078 m.

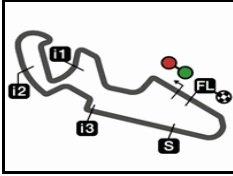
GRAN PREMIO MOVISTAR DE ARAGÓN**Free Practice Nr. 2****Best Partial Times****Moto2***IT* Ideal Lap Time, sum of the best partial times*BT* Best Lap Time

T1			T2			T3			T4				
<i>Pos</i>	<i>Rider</i>	<i>Time</i>	<i>Rider</i>	<i>Time</i>	<i>Rider</i>	<i>Time</i>	<i>Rider</i>	<i>Time</i>	<i>Pos</i>	<i>Rider</i>	<i>IT</i>	<i>BT</i>	
25	D.AEGERTER	32.721	T.NAGASHIMA	32.406	L.MARINI	22.011	A.RINS	28.212	25	J.RAFFIN	1'55.289	1'55.552 (25)	
26	H.SYHRIN	32.742	J.RAFFIN	32.432	S.ODENDAAL	22.028	R.WILAIROT	28.250	26	E.PONS	1'55.378	1'55.444 (24)	
27	R.GARDNER	32.763	S.ODENDAAL	32.434	E.PONS	22.032	X.SIMEON	28.323	27	R.WILAIROT	1'55.390	1'55.943 (28)	
28	R.MULHAUSER	32.929	D.AEGERTER	32.574	R.WILAIROT	22.135	J.RAFFIN	28.324	28	D.AEGERTER	1'55.639	1'55.800 (27)	
29	E.PONS	32.950	R.MULHAUSER	32.596	D.AEGERTER	22.172	R.MULHAUSER	28.449	29	R.MULHAUSE	1'55.879	1'56.016 (29)	
30	I.VIÑALES	33.338	I.VIÑALES	32.691	I.VIÑALES	22.307	I.VIÑALES	28.678	30	I.VIÑALES	1'57.014	1'57.144 (30)	

These data/results cannot be reproduced, stored and/or transmitted in whole or in part by any manner of electronic, mechanical, photocopying, recording, broadcasting or otherwise now known or herein after developed without the previous express consent by the copyright owner, except for reproduction in daily press and regular printed publications on sale to the public within 60 days of the event related to those data/results and always provided that copyright symbol appears together as follows below.
© DORNA, 2016

Official MotoGP Timing by **TISSOT**
www.motogp.com






5078 m.

GRAN PREMIO MOVISTAR DE ARAGÓN

Free Practice Nr. 2

Fastest Laps Sequence

<i>Practice Time</i>	 <i>Rider</i>	<i>Nation</i>	<i>Motorcycle</i>	<i>Time</i>	<i>Km/h</i>	<i>Rider's Lap</i>
3'57.935	70 Robin MULHAUSER	SWI	KALEX	1'57.500	155.5	2
4'12.322	89 Alan TECHER	FRA	NTS	1'57.365	155.7	2
4'13.068	4 Steven ODENDAAL	RSA	KALEX	1'57.019	156.2	2
4'26.364	24 Simone CORSI	ITA	SPEED UP	1'56.054	157.5	2
4'33.488	40 Alex RINS	SPA	KALEX	1'55.124	158.7	2
4'48.136	94 Jonas FOLGER	GER	KALEX	1'55.040	158.9	2
5'11.203	12 Thomas LUTHI	SWI	KALEX	1'54.894	159.1	2
6'40.634	73 Alex MARQUEZ	SPA	KALEX	1'54.591	159.5	3
6'42.430	94 Jonas FOLGER	GER	KALEX	1'54.294	159.9	3
8'36.484	94 Jonas FOLGER	GER	KALEX	1'54.054	160.2	4
12'59.758	21 Franco MORBIDELLI	ITA	KALEX	1'53.953	160.4	6
42'10.542	12 Thomas LUTHI	SWI	KALEX	1'53.793	160.6	14
42'34.173	30 Takaaki NAKAGAMI	JPN	KALEX	1'53.792	160.6	16
46'16.218	22 Sam LOWES	GBR	KALEX	1'53.787	160.6	21
46'22.278	30 Takaaki NAKAGAMI	JPN	KALEX	1'53.702	160.7	18

These data/results cannot be reproduced, stored and/or transmitted in whole or in part by any manner of electronic, mechanical, photocopying, recording, broadcasting or otherwise now known or herein after developed without the previous express consent by the copyright owner, except for reproduction in daily press and regular printed publications on sale to the public within 60 days of the event related to those data/results and always provided that copyright symbol appears together as follows below.

© DORNA, 2016

Official MotoGP Timing by TISSOT
www.motogp.com

Alcañiz, Friday, September 23, 2016

