


5078 m.

GRAN PREMIO MOVISTAR DE ARAGÓN

Qualifying
Classification

		Rider	Nation	Team	Motorcycle	Time	Lap Total	Gap	Top Speed
1	33	Enea BASTIANINI	ITA	Gresini Racing Moto3	HONDA	1'58.293	7 11		230.0
2	9	Jorge NAVARRO	SPA	Estrella Galicia 0,0	HONDA	1'58.506	14 14	0.213 0.213	228.4
3	11	Livio LOI	BEL	RW Racing GP BV	HONDA	1'58.521	12 12	0.228 0.015	232.6
4	19	Gabriel RODRIGO	ARG	RBA Racing Team	KTM	1'58.592	12 12	0.299 0.071	231.1
5	44	Aron CANET	SPA	Estrella Galicia 0,0	HONDA	1'58.758	11 17	0.465 0.166	229.4
6	65	Philipp OETTL	GER	Schedl GP Racing	KTM	1'58.787	15 16	0.494 0.029	225.2
7	41	Brad BINDER	RSA	Red Bull KTM Ajo	KTM	1'58.841	7 13	0.548 0.054	227.3
8	20	Fabio QUARTARARO	FRA	Leopard Racing	KTM	1'58.929	16 16	0.636 0.088	227.8
9	76	Hiroki ONO	JPN	Honda Team Asia	HONDA	1'58.943	9 15	0.650 0.014	228.9
10	64	Bo BENDSNEYDER	NED	Red Bull KTM Ajo	KTM	1'58.978	12 12	0.685 0.035	232.1
11	88	Jorge MARTIN	SPA	Gaviota Mahindra ASPAR	MAHINDRA	1'59.032	13 13	0.739 0.054	224.1
12	48	Lorenzo DALLA PORTA	ITA	SKY Racing Team VR46	KTM	1'59.046	3 14	0.753 0.014	228.7
13	4	Fabio DI GIANNANTONIO	ITA	Gresini Racing Moto3	HONDA	1'59.083	7 10	0.790 0.037	226.8
14	16	Andrea MIGNO	ITA	SKY Racing Team VR46	KTM	1'59.087	12 12	0.794 0.004	230.6
15	58	Juanfran GUEVARA	SPA	RBA Racing Team	KTM	1'59.126	14 14	0.833 0.039	231.9
16	55	Andrea LOCATELLI	ITA	Leopard Racing	KTM	1'59.152	7 14	0.859 0.026	222.9
17	17	John MCPHEE	GBR	Peugeot MC Saxoprint	PEUGEOT	1'59.189	9 12	0.896 0.037	230.7
18	8	Nicolo BULEGA	ITA	SKY Racing Team VR46	KTM	1'59.264	9 12	0.971 0.075	230.6
19	23	Niccolò ANTONELLI	ITA	Ongetta-Rivacold	HONDA	1'59.326	13 14	1.033 0.062	225.2
20	95	Jules DANILO	FRA	Ongetta-Rivacold	HONDA	1'59.348	13 13	1.055 0.022	229.0
21	21	Francesco BAGNAIA	ITA	Gaviota Mahindra ASPAR	MAHINDRA	1'59.371	3 11	1.078 0.023	225.1
22	12	Albert ARENAS	SPA	Peugeot MC Saxoprint	PEUGEOT	1'59.395	9 12	1.102 0.024	226.8
23	89	Khairul Idham PAWI	MAL	Honda Team Asia	HONDA	1'59.406	10 15	1.113 0.011	229.6
24	6	Maria HERRERA	SPA	MH6 Team	KTM	1'59.564	7 13	1.271 0.158	228.0
25	24	Tatsuki SUZUKI	JPN	CIP-Unicom Starker	MAHINDRA	1'59.674	10 15	1.381 0.110	229.9
26	84	Jakub KORNFEIL	CZE	Drive M7 SIC Racing Team	HONDA	1'59.705	12 14	1.412 0.031	229.0
27	36	Joan MIR	SPA	Leopard Racing	KTM	1'59.795	7 10	1.502 0.090	224.3
28	40	Darryn BINDER	RSA	Platinum Bay Real Estate	MAHINDRA	1'59.848	4 10	1.555 0.053	230.6
29	42	Marcos RAMIREZ	SPA	Platinum Bay Real Estate	MAHINDRA	2'00.047	15 15	1.754 0.199	227.9
30	7	Adam NORRODIN	MAL	Drive M7 SIC Racing Team	HONDA	2'00.606	9 15	2.313 0.559	225.1
31	3	Fabio SPIRANELLI	ITA	CIP-Unicom Starker	MAHINDRA	2'00.950	10 15	2.657 0.344	226.3
32	43	Stefano VALTULINI	ITA	3570 Team Italia	MAHINDRA	2'01.125	10 15	2.832 0.175	224.8
33	77	Lorenzo PETRARCA	ITA	3570 Team Italia	MAHINDRA	2'01.668	7 12	3.375 0.543	221.4
34	18	Gabriel MARTINEZ-ABRE	MEX	Motomex Team Worldwide Rac	MAHINDRA	2'03.628	10 12	5.335 1.960	214.6

Practice condition: Dry

Air: 25°

Humidity: 46%

Ground: 35°

Fastest Lap:	Lap: 7	Enea BASTIANINI	1'58.293	154.5 Km/h
Circuit Record Lap:	2015	Niccolò ANTONELLI	1'58.726	153.9 Km/h
Circuit Best Lap:	2015	Enea BASTIANINI	1'57.755	155.2 Km/h

The results are provisional until the end of the limit for protest and appeals.

Time limit for protest expires 30' after publication of the results - Mr. Time:

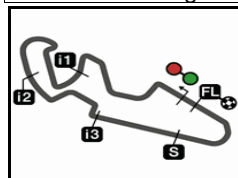
These data/results cannot be reproduced, stored and/or transmitted in whole or in part by any manner of electronic, mechanical, photocopying, recording, broadcasting or otherwise now known or herein after developed without the previous express consent by the copyright owner, except for reproduction in daily press and regular printed publications on sale to the public within 60 days of the event related to those data/results and always provided that copyright symbol appears together as follows below.

© DORNA, 2016

Official MotoGP Timing by TISSOT
www.motogp.com

Alcañiz, Saturday, September 24, 2016





5078 m.

GRAN PREMIO MOVISTAR DE ARAGÓN

Qualifying

Top Speed & Average

21A



Rider	Nation	Motorcycle	Top 5 speeds					Average	Top
11 Livio LOI	BEL	HONDA	232.6	225.8	225.8	225.1	223.8	226.6	232.6
64 Bo BENDSNEYDER	NED	KTM	232.1	228.7	227.4	227.1	226.6	228.4	232.1
58 Juanfran GUEVARA	SPA	KTM	231.9	231.8	228.6	227.3	227.1	229.3	231.9
19 Gabriel RODRIGO	ARG	KTM	231.1	230.3	227.5	225.9	225.0	228.0	231.1
17 John MCPHEE	GBR	PEUGEOT	230.7	230.4	230.0	228.8	228.6	229.7	230.7
8 Nicolo BULEGA	ITA	KTM	230.6	230.0	227.0	224.7	224.2	227.3	230.6
16 Andrea MIGNO	ITA	KTM	230.6	228.4	227.1	225.7	225.3	227.1	230.6
40 Darryn BINDER	RSA	MAHINDRA	230.6	227.7	227.0	225.9	225.7	227.4	230.6
33 Enea BASTIANINI	ITA	HONDA	230.0	224.2	223.6	223.0	222.6	224.7	230.0
24 Tatsuki SUZUKI	JPN	MAHINDRA	229.9	227.8	226.8	221.7	221.4	225.5	229.9
89 Khairul Idham PAWI	MAL	HONDA	229.6	229.5	228.0	227.7	226.2	228.2	229.6
44 Aron CANET	SPA	HONDA	229.4	223.9	222.7	222.6	222.1	224.1	229.4
95 Jules DANILO	FRA	HONDA	229.0	227.7	227.2	225.3	225.2	226.9	229.0
84 Jakub KORNFEL	CZE	HONDA	229.0	228.0	226.8	224.2	222.6	226.1	229.0
76 Hiroki ONO	JPN	HONDA	228.9	226.8	226.2	225.1	223.3	226.1	228.9
48 Lorenzo DALLA PORTA	ITA	KTM	228.7	227.9	227.8	227.4	226.4	227.6	228.7
9 Jorge NAVARRO	SPA	HONDA	228.4	226.5	224.9	224.4	224.1	225.7	228.4
6 Maria HERRERA	SPA	KTM	228.0	226.0	225.8	225.8	225.2	226.2	228.0
42 Marcos RAMIREZ	SPA	MAHINDRA	227.9	227.6	227.2	227.1	226.9	227.3	227.9
20 Fabio QUARTARARO	FRA	KTM	227.8	225.2	224.9	224.5	222.6	225.0	227.8
41 Brad BINDER	RSA	KTM	227.3	225.9	224.4	222.7	222.5	224.6	227.3
12 Albert ARENAS	SPA	PEUGEOT	226.8	225.8	224.3	222.4	219.2	223.7	226.8
4 Fabio DI GIANNANTONIO	ITA	HONDA	226.8	226.1	226.0	225.8	221.6	225.3	226.8
3 Fabio SPIRANELLI	ITA	MAHINDRA	226.3	226.1	225.3	223.6	222.5	224.8	226.3
23 Niccolò ANTONELLI	ITA	HONDA	225.2	223.8	223.6	223.1	223.0	223.6	225.2
65 Philipp OETTL	GER	KTM	225.2	224.6	224.2	223.1	222.4	223.9	225.2
7 Adam NORRODIN	MAL	HONDA	225.1	224.5	224.2	222.9	222.3	223.8	225.1
21 Francesco BAGNAIA	ITA	MAHINDRA	225.1	222.9	222.6	219.2	218.8	221.7	225.1
43 Stefano VALTULINI	ITA	MAHINDRA	224.8	223.7	221.5	218.9	218.0	221.4	224.8
36 Joan MIR	SPA	KTM	224.3	223.6	223.3	222.5	221.3	223.0	224.3
88 Jorge MARTIN	SPA	MAHINDRA	224.1	223.1	222.3	221.0	220.4	222.2	224.1
55 Andrea LOCATELLI	ITA	KTM	222.9	221.9	221.5	221.0	220.6	221.6	222.9
77 Lorenzo PETRARCA	ITA	MAHINDRA	221.4	220.3	218.4	217.3	217.0	218.9	221.4
18 Gabriel MARTINEZ-ABREGO	MEX	MAHINDRA	214.6	214.0	213.4	213.4	213.3	213.7	214.6

These data/results cannot be reproduced, stored and/or transmitted in whole or in part by any manner of electronic, mechanical, photocopying, recording, broadcasting or otherwise now known or herein after developed without the previous express consent by the copyright owner, except for reproduction in daily press and regular printed publications on sale to the public within 60 days of the event related to those data/results and always provided that copyright symbol appears together as follows below.

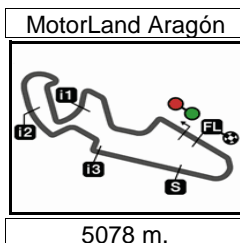
© DORNA, 2016

Official MotoGP Timing by TISSOT
www.motogp.com





Alcañiz, Saturday, September 24, 2016



Results and timing service provided by TISSOT

Moto3

GRAN PREMIO MOVISTAR DE ARAGÓN

Qualifying

Chronological Analysis of Performances

22A

* Lap / Sector time cancelled T1 Time from finish line to 1st intermediate T3 Time from 2nd intermed. to 3rd intermed.
P Crossing the finish line in pit lane T2 Time from 1st intermed. to 2nd intermed. T4 Time from 3rd intermediate to finish line

Lap	Lap Time	T1	T2	T3	T4	Speed	Lap	Lap Time	T1	T2	T3	T4	Speed
1st 33 Enea BASTIANINI Gresini Racing Moto3 ITA Runs=3 Total laps=11 Full laps=6							4th 19 Gabriel RODRIGO RBA Racing Team ARG Runs=3 Total laps=12 Full laps=7						
1	5'11.104	3'43.685	33.986	22.551	30.882	221.9	1	4'11.510	2'44.213	34.441	22.161	30.695	225.9
2	1'59.516	33.625	33.272	22.084	30.535	224.2	2	1'59.675	33.737	33.218	22.156	30.564	227.5
3	2'00.647	34.139	33.523	22.212	30.773	221.3	3	1'59.203	33.339	33.144	21.939	30.781	225.0
4	1'59.388	33.606	33.203	21.947	30.632	222.3	4	2'02.571 P	34.119	33.687	22.219	32.546	223.5
5	2'11.381 P	42.977	33.780	22.329	32.295	223.0	5	7'44.299	6'17.061	33.503	22.294	31.441	208.9
6	8'50.863	7'23.104	34.511	22.429	30.819	221.1	6	2'05.427	34.671	35.073	23.668	32.015	219.9
7	1'58.293	33.351	32.893	21.894	30.155	230.0	7	2'00.065	33.570	33.350	22.118	31.027	221.9
8	2'06.266	39.082	34.059	22.189	30.936	220.0	8	2'00.419	33.993	33.384	22.073	30.969	223.9
9	2'01.347 P	33.459	33.127	21.811	32.950	223.6	9	2'01.776 P	33.659	33.364	22.228	32.525	224.4
10	9'50.167	8'23.173	34.060	22.112	30.822	219.6	10	10'00.554	8'15.177	51.315	23.325	30.737	224.8
11	2'00.061	33.218	32.939	22.795	31.109	222.6	11	2'01.754	33.419	34.263	22.773	31.299	231.1
							12	1'58.592	33.287	33.077	21.802	30.426	230.3
2nd 9 Jorge NAVARRO Estrella Galicia 0,0 SPA Runs=3 Total laps=14 Full laps=9							5th 44 Aron CANET Estrella Galicia 0,0 SPA Runs=3 Total laps=17 Full laps=12						
1	4'11.166	2'43.724	34.385	22.148	30.909	221.4	1	2'11.386	42.614	34.802	22.659	31.311	216.9
2	1'59.311	33.539	33.282	21.924	30.566	221.6	2	2'00.130	34.010	33.645	21.936	30.539	229.4
3	1'59.184	33.502	33.144	21.927	30.611	221.4	3	1'59.391	33.448	33.222	22.175	30.546	222.7
4	2'00.006	33.505	33.327	22.349	30.825	220.3	4	1'58.872	33.449	33.131	21.901	30.391	223.9
5	2'03.874 P	34.650	33.321	22.176	33.727	216.5	5	2'00.046	33.510	33.133	22.659	30.744	220.5
6	5'43.582	4'16.199	33.525	22.300	31.558	209.1	6	2'04.394 P	33.833	33.258	21.967	35.336	196.2
7	2'12.233	34.402	34.680	31.857	31.294	220.9	7	5'42.049	4'15.327	33.612	22.222	30.888	217.2
8	1'59.014	33.510	33.034	21.941	30.529	224.1	8	2'09.937	34.940	40.214	22.645	32.138	207.4
9	1'59.398	33.316	33.342	22.206	30.534	226.5	9	2'05.471	38.348	34.096	22.322	30.705	220.5
10	1'58.861	33.481	33.196	21.831	30.353	228.4	10	1'59.299	33.454	33.148	22.058	30.639	219.4
11	2'03.176 P	34.305	33.782	22.445	32.644	220.3	11	1'58.758	33.331	33.015	21.921	30.491	222.6
12	7'55.265	6'15.220	46.803	22.576	30.666	221.0	12	2'05.668 P	35.102	33.475	21.896	35.195	177.3
13	2'07.151	33.759	34.162	28.566	30.664	224.9	13	5'43.813	4'16.936	33.783	22.150	30.944	217.1
14	1'58.506	33.170	32.877	22.191	30.268	224.4	14	1'59.208	33.455	33.171	22.016	30.566	222.1
3rd 11 Livio LOI RW Racing GP BV BEL Runs=3 Total laps=12 Full laps=7							6th 65 Philipp OETTL Schedl GP Racing GER Runs=3 Total laps=16 Full laps=11						
1	4'12.518	2'44.486	35.018	22.270	30.744	225.8	1	4'05.780	2'37.512	34.985	22.391	30.892	222.3
2	1'59.772	33.778	33.333	22.145	30.516	225.8	2	2'00.551	33.909	33.596	22.121	30.925	221.6
3	1'59.987	33.755	33.324	22.148	30.760	223.7	3	1'59.732	33.543	33.380	22.003	30.806	221.6
4	2'02.310	33.942	34.411	22.660	31.297	220.1	4	2'01.366	34.134	33.933	22.500	30.799	221.3
5	2'06.054 P	37.277	33.673	22.765	32.339	220.9	5	1'59.666	33.478	33.361	22.059	30.768	222.3
6	7'31.919	6'04.121	34.425	22.568	30.805	223.8	6	1'59.247	33.425	33.249	21.919	30.654	223.1
7	2'00.357	33.666	33.301	22.451	30.939	221.9	7	1'59.763	33.463	33.491	22.026	30.783	221.9
8	2'00.491	33.760	33.640	22.184	30.907	220.5	8	2'03.992 P	34.510	34.020	22.926	32.536	216.1
9	2'03.084 P	33.823	33.513	22.181	33.567	221.2	9	5'55.583	4'28.882	34.125	22.089	30.487	225.2
10	10'09.949	8'29.978	41.011	28.489	30.471	225.1							
11	2'06.044	33.627	33.256	26.582	32.579	199.7							
12	1'58.521	33.385	32.869	22.066	30.201	232.6							

Fastest Lap: Enea BASTIANINI Gresini Racing Moto3 ITA **1'58.293** 33.351 32.893 21.894 30.155

These data/results cannot be reproduced, stored and/or transmitted in whole or in part by any manner of electronic, mechanical, photocopying, recording, broadcasting or otherwise now known or herein after developed without the previous express consent by the copyright owner, except for reproduction in daily press and regular printed publications on sale to the public within 60 days of the event related to those data/results and always provided that copyright symbol appears together as follows below.
© DORNA, 2016



Qualifying

Moto3

Lap	Lap Time	T1	T2	T3	T4	Speed	Lap	Lap Time	T1	T2	T3	T4	Speed
10	1'58.910	33.261	33.276	21.920	30.453	224.6	12	2'03.360 P	34.100	33.572	22.499	33.189	223.3
11	2'03.062	36.209	33.558	22.464	30.831	222.4	13	5'44.209	3'58.935	41.961	29.096	34.217	206.3
12	1'59.451	33.357	33.266	21.997	30.831	220.2	14	2'02.124	34.086	33.513	22.095	32.430	218.0
13	2'03.017 P	34.476	34.174	22.674	31.693	221.1	15	1'59.723	33.890	33.260	22.101	30.472	221.5
14	5'21.472	3'54.698	34.109	22.060	30.605	221.8	10th 64 Bo BENDSNEYDER Red Bull KTM Ajo NED						
15	1'58.787	33.247	33.126	21.888	30.526	221.9	Runs=3 Total laps=12 Full laps=7						
16	2'01.142	34.255	34.303	22.002	30.582	224.2	1	5'07.859	3'39.300	34.201	23.740	30.618	226.6
7th 41 Brad BINDER Red Bull KTM Ajo RSA						2	2'00.177	33.850	33.401	22.401	30.525	227.1	
Runs=3 Total laps=13 Full laps=8						3	1'59.188	33.506	33.187	22.145	30.350	226.5	
1	5'07.450	3'36.384	35.010	25.113	30.943	219.0	4	1'59.433	33.760	33.140	22.080	30.453	227.4
2	1'59.592	33.270	33.251	22.131	30.940	221.3	5	2'02.577 P	33.750	33.633	22.198	32.996	221.1
3	1'59.391	33.299	33.335	21.942	30.815	220.9	6	6'56.275	5'20.502	37.903	23.215	34.655	194.1
4	1'59.355	33.367	33.287	21.890	30.811	221.3	7	2'00.787	34.456	33.344	22.327	30.660	232.1
5	2'17.400 P	46.158	34.695	22.381	34.166	224.4	8	2'05.166	38.764	33.462	22.280	30.660	225.3
6	6'41.394	5'07.859	37.839	23.239	32.457	210.5	9	1'59.665	33.413	33.407	22.133	30.712	224.1
7	1'58.841	33.249	33.062	21.918	30.612	222.5	10	2'03.060 P	34.196	33.941	22.198	32.725	220.4
8	1'59.270	33.380	33.106	21.939	30.845	219.0	11	9'55.406	8'29.312	33.614	22.078	30.402	222.8
9	2'13.897	33.382	47.180	22.328	31.007	222.7	12	1'58.978	33.324	32.996	22.229	30.429	228.7
10	1'58.967	33.341	33.342	21.901	30.383	227.3	11th 88 Jorge MARTIN Gaviota Mahindra AS SPA						
11	2'04.548 P	33.580	33.607	22.273	35.088	203.6	Runs=4 Total laps=13 Full laps=7						
12	7'46.124	6'17.476	34.244	22.546	31.858	217.6	1	5'08.454	3'36.495	34.540	26.357	31.062	224.1
13	2'04.980	38.726	33.143	22.502	30.609	225.9	2	2'00.814	33.592	33.376	22.735	31.111	217.9
8th 20 Fabio QUARTARAR Leopard Racing FRA						3	1'59.584	33.452	33.312	22.079	30.741	220.1	
Runs=3 Total laps=16 Full laps=11						4	1'59.956	33.599	33.424	22.063	30.870	218.5	
1	4'33.041	2'59.238	38.426	23.680	31.697	222.6	5	2'01.057 P	33.422	33.332	22.099	32.204	220.1
2	2'00.359	33.711	33.482	22.141	31.025	220.0	6	6'40.380	5'11.963	34.812	22.746	30.859	220.4
3	2'08.163	37.557	35.498	23.442	31.666	217.4	7	1'59.677	33.400	33.329	21.942	31.006	216.5
4	2'04.634	35.935	35.246	22.468	30.985	221.1	8	2'00.006	33.427	33.480	22.206	30.893	221.0
5	1'59.632	33.422	33.372	22.132	30.706	225.2	9	2'00.054	33.479	33.356	22.332	30.887	222.3
6	2'03.422 P	33.989	34.255	22.376	32.802	215.9	10	2'03.982 P	33.956	34.332	22.565	33.129	216.3
7	5'30.552	4'03.066	34.357	22.218	30.911	220.2	11	6'27.432 P	4'43.848	33.762	32.339	37.483	152.6
8	1'59.342	33.431	33.194	21.918	30.799	220.9	12	3'46.821	2'03.873	45.576	25.310	32.062	214.1
9	1'59.527	33.444	33.352	21.894	30.837	222.3	13	1'59.032	33.557	33.212	21.867	30.396	223.1
10	1'59.197	33.289	33.256	21.966	30.686	224.9	12th 48 Lorenzo DALLA PO SKY Racing Team VR ITA						
11	1'59.131	33.262	33.358	21.926	30.585	227.8	Runs=3 Total laps=14 Full laps=9						
12	1'59.182	33.212	33.376	21.946	30.648	224.5	1	5'07.758	3'37.270	34.711	25.052	30.725	228.7
13	2'05.141 P	34.765	34.977	22.872	32.527	219.8	2	2'00.193	33.789	33.432	22.344	30.628	226.4
14	5'07.449	3'40.073	34.270	22.118	30.988	220.4	3	1'59.046	33.348	33.130	22.092	30.476	225.3
15	1'59.114	33.215	33.222	21.860	30.817	220.2	4	1'59.259	33.698	33.138	22.052	30.371	227.9
16	1'58.929	33.151	33.160	21.774	30.844	219.4	5	2'00.323	33.662	33.459	22.237	30.965	220.9
9th 76 Hiroki ONO Honda Team Asia JPN						6	2'09.096 P	40.504	33.769	22.580	32.243	210.5	
Runs=3 Total laps=15 Full laps=10						7	6'48.189	5'15.465	35.218	23.477	34.029	193.1	
1	3'50.040	2'19.383	36.140	23.358	31.159	219.8	8	1'59.342 *	33.535	33.138	22.104	30.565	* 227.4
2	2'01.287	34.430	33.767	22.374	30.716	221.4	9	2'00.102	33.511	33.309	22.229	31.053	222.3
3	2'00.525	33.827	33.626	22.290	30.782	220.3	10	2'08.427	41.848	33.661	22.399	30.519	227.8
4	2'00.697	33.881	33.710	22.322	30.784	220.8	11	1'59.822	33.480	33.264	22.203	30.875	222.8
5	2'00.042	33.689	33.421	22.191	30.741	221.2	12	2'04.222 P	34.173	33.913	24.404	31.732	212.9
6	2'06.494 P	34.421	34.394	23.072	34.607	221.4	13	5'51.271	4'22.199	34.162	22.534	32.376	216.6
7	6'08.615	4'36.272	36.090	23.053	33.200	203.2	14	1'59.969	34.144	33.496	21.997	30.332	225.5
8	2'04.280	35.216	35.180	23.328	30.556	226.8	13th 4 Fabio DI GIANNANT Gresini Racing Moto3 ITA						
9	1'58.943	33.422	33.140	22.095	30.286	228.9	Runs=3 Total laps=10 Full laps=5						
10	2'00.917	33.742	34.105	22.552	30.518	225.1	1	5'07.600	3'37.056	34.564	25.150	30.830	226.8
11	1'59.508	33.646	33.390	22.040	30.432	226.2							

Fastest Lap: Enea BASTIANINI Gresini Racing Moto3 ITA **1'58.293** 33.351 32.893 21.894 30.155

These data/results cannot be reproduced, stored and/or transmitted in whole or in part by any manner of electronic, mechanical, photocopying, recording, broadcasting or otherwise now known or herein after developed without the previous express consent by the copyright owner, except for reproduction in daily press and regular printed publications on sale to the public within 60 days of the event related to those data/results and always provided that copyright symbol appears together as follows below.
© DORNA, 2016

Qualifying

Moto3

Lap	Lap Time	T1	T2	T3	T4	Speed	Lap	Lap Time	T1	T2	T3	T4	Speed
2	1'59.767	33.387	33.552	22.240	30.588	226.0	13	2'00.545	33.488	33.645	22.318	31.094	216.1
3	1'59.207	33.231	33.164	22.017	30.795	225.8	14	1'59.154	33.283	33.146	22.064	30.661	221.0
4	1'59.439	33.594	33.320	21.961	30.564	220.1	17th 17 John MCPHEE Peugeot MC Saxoprin GBR						
5	2'14.663	P 46.385	33.795	22.224	32.259	221.6	Runs=3 Total laps=12 Full laps=7						
6	6'44.153	5'10.469	38.059	23.058	32.567	212.5	1	5'07.326	3'36.939	34.658	24.349	31.380	219.1
7	1'59.083	33.481	33.033	21.902	30.667	226.1	2	2'00.084	33.550	33.751	22.350	30.433	230.7
8	3'18.571	P 1'41.083	38.369	25.163	33.956	204.8	3	1'59.681	33.804	33.381	22.080	30.416	228.8
9	12'44.138	1'15.239	34.245	22.521	32.133	220.0	4	1'59.305	33.430	33.356	22.154	30.365	230.0
10	2'08.028	39.945	34.037	22.658	31.388	221.1	5	2'04.262	P 33.901	35.469	22.265	32.627	225.7
14th 16 Andrea MIGNO SKY Racing Team VR ITA							Runs=3 Total laps=12 Full laps=7						
1	5'12.700	3'45.076	34.203	22.445	30.976	223.8	6	6'39.463	5'10.073	35.725	22.802	30.863	219.3
2	1'59.995	33.572	33.489	22.064	30.870	222.3	7	2'16.298	38.767	36.035	30.151	31.345	226.4
3	1'59.470	33.409	33.447	22.002	30.612	225.3	8	2'00.637	34.120	33.528	22.221	30.768	228.6
4	2'02.577	33.524	35.768	22.393	30.892	224.7	9	1'59.189	33.539	33.068	22.290	30.292	230.4
5	2'03.860	P 33.857	34.487	22.382	33.134	219.6	10	2'05.736	P 33.679	37.706	22.227	32.124	224.8
6	6'47.460	5'18.048	35.498	22.458	31.456	227.1	11	9'54.178	* 8'20.288	35.603	24.932	33.355*	211.2
7	2'01.997	34.282	34.351	22.025	31.339	223.2	12	1'59.824	33.968	33.218	21.903	30.735	225.2
8	1'59.676	33.334	33.404	22.333	30.605	225.7	18th 8 Nicolo BULEGA SKY Racing Team VR ITA						
9	1'59.199	33.690	33.291	21.847	30.371	230.6	Runs=3 Total laps=12 Full laps=7						
10	2'13.191	P 34.088	39.848	23.551	35.704	193.6	1	5'08.198	3'39.978	34.179	23.464	30.577	230.0
11	9'49.391	8'22.133	34.363	22.217	30.678	225.3	2	1'59.913	33.746	33.355	22.348	30.464	230.6
12	1'59.087	33.624	33.067	22.050	30.346	228.4	3	1'59.690	33.623	33.358	22.122	30.587	223.5
15th 58 Juanfran GUEVARA RBA Racing Team SPA							Runs=4 Total laps=14 Full laps=8						
1	4'37.452	3'01.756	40.089	24.667	30.940	227.3	4	1'59.739	33.581	33.395	22.099	30.664	224.2
2	1'59.780	33.639	33.264	22.209	30.668	226.0	5	2'01.033	P 33.400	33.421	22.100	32.112	224.7
3	2'00.019	33.533	33.419	22.336	30.731	224.9	6	6'56.660	5'24.202	36.867	23.001	32.590	209.9
4	2'02.578	* 34.043	33.756	23.123	31.656*	213.9	7	2'00.733	34.351	33.091	22.488	30.803	222.7
5	2'05.326	34.198	35.410	24.817	30.901	228.6	8	1'59.474	33.638	33.210	21.953	30.673	218.3
6	2'03.358	P 34.051	33.786	22.427	33.094	223.6	9	1'59.264	33.257	33.226	22.034	30.747	220.7
7	5'12.704	3'39.814	36.520	23.427	32.943	191.4	10	2'02.919	P 33.624	33.439	22.398	33.458	215.1
8	2'07.414	34.472	39.966	22.568	30.408	223.4	11	9'59.511	8'31.379	34.283	22.429	31.420	227.0
9	1'59.327	33.392	33.220	22.397	30.318	231.8	12	2'00.533	33.910	33.225	22.002	31.396	204.5
10	1'59.682	33.812	33.071	22.132	30.667	227.1	19th 23 Niccolò ANTONELL Ongetta-Rivacold ITA						
11	2'02.805	P 33.805	33.696	22.527	32.777	224.5	Runs=4 Total laps=14 Full laps=8						
12	7'42.987	P 6'11.631	35.733	23.489	32.134	217.5	1	4'13.313	2'46.060	34.290	22.139	30.824	223.6
13	2'18.748	51.771	33.376	22.433	31.168	211.0	2	1'59.761	33.619	33.388	22.129	30.625	223.1
14	1'59.126	33.447	33.068	22.325	30.286	231.9	3	1'59.460	33.500	33.318	22.120	30.522	225.2
16th 55 Andrea LOCATELLI Leopard Racing ITA							Runs=3 Total laps=14 Full laps=9						
1	4'38.253	2'58.286	40.469	26.612	32.886	205.3	4	2'02.739	34.066	33.689	22.349	32.635	206.6
2	1'59.712	33.575	33.429	22.065	30.643	221.9	5	2'06.255	P 34.018	33.585	26.753	31.899	220.8
3	1'59.830	33.343	33.394	22.167	30.926	222.9	6	7'43.617	6'05.088	41.390	23.281	33.858	206.8
4	2'00.179	* 33.596	33.455	22.187	30.941*	219.1	7	2'01.388	34.356	33.699	22.272	31.061	223.8
5	2'07.336	P 38.251	34.127	22.626	32.332	216.1	8	2'00.303	33.846	33.310	22.151	30.996	221.9
6	7'05.682	5'37.364	34.788	22.741	30.789	220.6	9	1'59.616	* 33.569	33.214	22.187	30.646*	223.0
7	1'59.152	33.295	33.264	21.946	30.647	220.5	10	2'02.951	P 34.704	33.749	22.375	32.123	223.0
8	1'59.641	33.333	33.410	22.011	30.887	218.1	11	6'12.277	P 4'31.554	34.068	27.915	38.740	157.2
9	2'00.819	33.310	33.311	22.581	31.617	212.1	12	3'10.800	1'43.654	34.186	22.149	30.811	220.0
10	2'03.607	P 33.426	34.910	22.860	32.411	219.7	13	1'59.326	33.561	33.243	21.844	30.678	219.5
11	7'44.737	6'16.184	34.574	22.818	31.161	216.9	14	1'59.508	33.446	33.188	21.942	30.932	217.2
12	1'59.289	33.239	33.126	22.225	30.699	221.5	20th 95 Jules DANILO Ongetta-Rivacold FRA						
							Runs=3 Total laps=13 Full laps=8						
1	4'37.813	3'01.331	40.092	25.403	30.987	225.0	2	2'00.314	33.861	33.549	22.400	30.504	227.7
2	2'00.314	33.861	33.549	22.400	30.504	227.7	3	1'59.721	33.694	33.311	22.295	30.421	227.2
3	1'59.721	33.694	33.311	22.295	30.421	227.2	4	2'02.603	34.285	33.828	22.946	31.544	218.5
4	2'02.603	34.285	33.828	22.946	31.544	218.5							

Fastest Lap: Enea BASTIANINI Gresini Racing Moto3 ITA **1'58.293** 33.351 32.893 21.894 30.155

These data/results cannot be reproduced, stored and/or transmitted in whole or in part by any manner of electronic, mechanical, photocopying, recording, broadcasting or otherwise now known or herein after developed without the previous express consent by the copyright owner, except for reproduction in daily press and regular printed publications on sale to the public within 60 days of the event related to those data/results and always provided that copyright symbol appears together as follows below.
© DORNA, 2016

Official MotoGP Timing by TISSOT
www.motogp.com

Alcañiz, Saturday, September 24, 2016

Page 3 of 6



Qualifying

Moto3

Lap	Lap Time	T1	T2	T3	T4	Speed	Lap	Lap Time	T1	T2	T3	T4	Speed	
5	2'03.050	P	33.846	33.781	22.645	32.778	222.6							
6	7'21.834		5'49.747	37.007	22.770	32.310	206.0							
7	2'01.219	*	34.704	33.435	22.355	30.725*	219.8							
8	2'00.102		34.083	33.267	22.148	30.604	223.6							
9	1'59.792		33.608	<u>33.211</u>	22.191	30.782	222.9							
10	2'02.436	P	33.944	33.989	22.652	31.851	222.6							
11	7'56.800		6'17.330	45.800	23.165	30.505	225.3							
12	2'01.004		<u>33.441</u>	33.633	22.335	31.595	225.2							
13	1'59.348		33.588	33.386	<u>22.132</u>	<u>30.242</u>	<u>229.0</u>							
21st	21	Francesco BAGNAI Gaviota Mahindra AS ITA												
		Runs=3	Total laps=11	Full laps=6										
1	5'06.686		3'38.411	33.840	22.661	31.774	212.0							
2	2'00.608		33.889	33.556	22.273	30.890	222.6							
3	<u>1'59.371</u>		33.536	33.268	<u>21.984</u>	<u>30.583</u>	<u>225.1</u>							
4	1'59.451		33.434	33.213	22.014	30.790	219.2							
5	2'02.039	P	33.961	33.652	22.119	32.307	217.5							
6	6'40.791		5'12.931	33.941	22.595	31.324	214.1							
7	1'59.621		<u>33.378</u>	<u>33.140</u>	22.170	30.933	216.6							
8	1'59.825		33.479	33.329	22.218	30.799	222.9							
9	2'03.372	P	33.709	33.955	22.747	32.961	212.3							
10	12'14.123		0'45.390	33.990	22.456	32.287	201.5							
11	2'00.026	*	33.553	33.342	22.046	31.085*	218.8							
22nd	12	Albert ARENAS Peugeot MC Saxoprin SPA												
		Runs=3	Total laps=12	Full laps=7										
1	4'33.004		2'59.324	37.263	24.524	31.893	218.4							
2	2'00.500		34.052	33.659	22.159	30.630	222.4							
3	2'04.246		34.561	34.774	22.790	32.121	215.4							
4	2'02.305		34.240	33.669	22.842	31.554	213.5							
5	2'05.422		35.406	34.925	23.359	31.732	217.4							
6	2'04.216	P	33.905	34.004	22.673	33.634	218.5							
7	5'13.382		3'40.107	35.906	22.838	34.531	189.9							
8	2'00.436		33.961	33.480	22.472	30.523	224.3							
9	<u>1'59.395</u>		<u>33.613</u>	<u>33.220</u>	<u>22.033</u>	30.529	<u>226.8</u>							
10	2'04.294	P	34.105	33.982	22.831	33.376	217.6							
11	11'58.641	*	0'30.180	34.148	22.575	31.738*	219.2							
12	2'00.210		34.027	33.431	22.288	<u>30.464</u>	225.8							
23rd	89	Khairul Idham PAWI Honda Team Asia MAL												
		Runs=3	Total laps=15	Full laps=10										
1	4'15.269		2'46.188	35.052	22.823	31.206	224.1							
2	2'01.493		34.313	33.720	22.510	30.950	221.7							
3	2'01.203		34.298	33.639	22.374	30.892	221.0							
4	2'00.584		33.870	33.635	22.195	30.884	221.6							
5	2'00.315		33.735	33.365	22.301	30.914	221.5							
6	2'04.851	P	34.739	34.104	23.038	32.970	219.3							
7	5'46.151		4'01.001	47.712	22.705	34.733	219.9							
8	1'59.972		34.008	33.350	<u>22.044</u>	30.570	224.3							
9	1'59.456	*	<u>33.482</u>	33.276	22.232	30.466*	229.5							
10	<u>1'59.406</u>		33.509	<u>33.194</u>	22.373	<u>30.330</u>	228.0							
11	2'00.199		33.787	33.427	22.345	30.640	<u>229.6</u>							
12	2'03.930	P	34.190	33.755	22.920	33.065	218.3							
13	5'53.906		4'12.519	47.781	23.107	30.499	227.7							
14	2'02.060		33.753	33.371	23.006	31.930	225.5							
15	2'06.190		39.298	34.220	22.044	30.628	226.2							
24th	6	Maria HERRERA MH6 Team SPA												
		Runs=3	Total laps=13	Full laps=8										
1	5'09.062		3'38.890	34.936	24.184	31.052	<u>228.0</u>							
2	2'00.650		33.752	33.902	22.460	30.536	225.8							
3	2'03.085		35.860	33.977	22.524	30.724	225.0							
4	2'01.056		33.924	33.873	22.599	30.660	226.0							
5	2'05.205	P	35.170	34.309	22.707	33.019	225.8							
6	6'32.253		5'03.972	35.098	22.762	<u>30.421</u>	224.8							
7	<u>1'59.564</u>		<u>33.368</u>	<u>33.340</u>	<u>22.170</u>	30.686	223.2							
8	1'59.924		33.415	33.523	22.220	30.766	222.2							
9	2'00.313		33.509	33.597	22.176	31.031	225.2							
10	2'03.905	P	33.657	34.067	22.711	33.470	223.0							
11	8'03.660		6'28.613	39.402	23.982	31.663	218.6							
12	2'03.046		34.425	33.578	22.200	32.843	217.3							
13	1'59.676		33.506	33.420	22.193	30.557	224.4							
25th	24	Tatsuki SUZUKI CIP-Unicom Starker JPN												
		Runs=3	Total laps=15	Full laps=10										
1	4'07.572		2'37.362	36.478	22.718	31.014	221.7							
2	2'00.276		33.876	33.441	22.201	30.758	221.1							
3	2'00.057		33.760	33.522	22.097	30.678	221.4							
4	2'01.817		<u>33.621</u>	34.652	22.797	30.747	219.6							
5	2'03.056	P	34.233	33.217	<u>22.057</u>	33.549	214.8							
6	5'44.208		4'17.378	33.599	22.317	30.914	212.5							
7	2'09.098		34.620	34.756	26.979	32.743	196.4							
8	2'01.832		34.191	33.466	22.297	31.878	220.9							
9	2'00.145		33.647	33.368	22.496	30.634	<u>229.9</u>							
10	<u>1'59.674</u>		33.851	<u>33.119</u>	22.246	<u>30.458</u>	226.8							
11	2'03.023	P	33.847	33.668	22.602	32.906	227.8							
12	6'04.319		4'30.702	33.778	26.243	33.596	199.5							
13	2'11.366		40.666	35.011	23.598	32.091	208.4							
14	2'19.357		34.470	44.882	24.025	35.980	168.4							
15	2'00.681		33.850	33.600	22.260	30.971	218.2							
26th	84	Jakub KORNFEIL Drive M7 SIC Racing CZE												
		Runs=3	Total laps=14	Full laps=9										
1	5'08.840		3'39.702	34.318	23.753	31.067	228.0							
2	2'00.281		33.520	33.502	22.667	30.592	226.8							
3	2'03.750		36.878	33.960	22.324	<u>30.588</u>	<u>229.0</u>							
4	2'00.455		33.583	33.543	22.395	30.934	222.6							
5	2'03.223	P	33.625	33.783	22.620	33.195	219.5							
6	6'31.997		5'03.128	34.847	22.809	31.213	218.0							
7	1'59.893		33.515	<u>33.329</u>	22.420	30.629	224.2							
8	1'59.961		<u>33.378</u>	33.376	22.162	31.045	217.4							
9	2'02.635		33.846	33.714	23.299	31.776	215.5							
10	2'02.799	P	33.473	33.731	22.371	33.224	216.6							
11	7'44.545		6'15.745	35.137	22.629	31.034	220.1							
12	<u>1'59.705</u>		33.444	33.390	<u>22.121</u>	30.750	220.7					</		

Qualifying

Moto3

Lap	Lap Time	T1	T2	T3	T4	Speed	Lap	Lap Time	T1	T2	T3	T4	Speed		
31st 3 Fabio SPIRANELLI CIP-Unicom Starker ITA							Runs=3 Total laps=15 Full laps=10								
1	2'12.078	P	36.391	35.316	26.410	33.961	213.9	1	4'08.874	2'37.555	36.757	22.928	31.634	220.0	
5	6'20.949		4'54.401	33.596	22.062	30.890	221.3	2	2'02.864	34.907	34.358	22.594	31.005	225.3	
6	2'01.042		34.732	33.300	22.089	30.921	219.9	3	2'01.907	34.084	33.938	22.766	31.119	223.6	
7	1'59.795		33.442	33.272	22.139	30.942	218.8	4	2'15.076	44.322	34.458	23.383	32.913	217.3	
8	2'05.425	P	34.729	34.468	23.047	33.181	215.1	5	2'08.404	P	36.138	34.709	23.420	34.137	218.1
9	14'45.374		3'17.221	34.034	22.640	31.479	224.3	6	5'21.974	3'53.678	34.325	22.635	31.336	220.5	
10	2'07.883		41.604	33.405	22.168	30.706	223.3	7	2'04.072	34.610	34.973	22.881	31.608	214.8	
28th 40 Darryn BINDER Platinum Bay Real Es RSA							Runs=3 Total laps=10 Full laps=5								
1	4'35.847		2'58.389	40.925	25.533	31.000	225.7	8	2'03.602	35.533	33.555	22.609	31.905	220.4	
2	2'00.453		34.084	33.519	22.138	30.712	225.9	9	2'01.167	34.109	33.692	22.321	31.045	222.5	
3	2'01.731		33.871	34.131	22.826	30.903	227.0	10	2'00.950	34.194	33.492	22.349	30.915	226.1	
4	1'59.848		33.738	33.361	22.139	30.610	227.7	11	2'01.037	34.132	33.614	22.505	30.786	226.3	
5	2'07.970	P	38.673	34.105	22.600	32.592	218.6	12	2'05.319	P	34.520	33.966	22.572	34.261	217.9
6	7'18.653		5'45.574	37.702	23.357	32.020	215.2	13	6'11.661	4'30.411	34.186	33.125	33.939	197.6	
7	2'01.711	*	34.014	33.491	22.581	31.625*	222.4	14	2'18.079	34.507	35.858	32.793	34.921	180.9	
8	2'14.950	P	42.518	35.127	23.246	34.059	215.4	15	2'07.163	38.833	34.206	22.572	31.552	218.5	
9	13'45.404		2'17.250	34.212	22.828	31.114	230.6								
10	2'04.636		37.597	33.740	22.383	30.916	223.8								
29th 42 Marcos RAMIREZ Platinum Bay Real Es SPA							Runs=3 Total laps=15 Full laps=10								
1	4'33.765		2'55.041	43.446	24.007	31.271	221.9	1	3'24.976	1'52.535	36.524	23.568	32.349	215.5	
2	2'00.818		33.923	33.719	22.405	30.771	225.1	2	2'07.192	35.264	34.928	24.136	32.864	210.0	
3	2'03.719		34.765	34.848	23.405	30.701	227.9	3	2'02.482	34.473	33.986	22.549	31.474	218.0	
4	2'01.142		33.996	33.674	22.684	30.788	227.6	4	2'04.374	34.418	33.918	22.973	33.065	191.8	
5	2'01.990		34.113	33.887	22.714	31.276	219.1	5	2'03.111	34.422	34.039	22.764	31.886	215.2	
6	2'07.912	P	34.987	34.483	23.207	35.235	215.6	6	2'15.215	P	42.127	34.738	23.112	35.238	211.3
7	5'15.440		3'42.978	34.527	24.191	33.744	197.4	7	6'05.801	4'33.134	35.701	24.347	32.619	216.2	
8	2'01.325		33.953	33.706	22.871	30.795	227.2	8	2'02.086	34.377	33.703	22.613	31.393	218.9	
9	2'02.530		35.092	34.423	22.337	30.678	225.8	9	2'01.783	34.308	33.763	22.412	31.300	221.5	
10	2'00.439		33.676	33.482	22.414	30.867	226.9	10	2'01.125	33.948	33.657	22.462	31.058	224.8	
11	2'00.630		33.709	33.692	22.488	30.741	227.1	11	2'01.374	33.955	33.697	22.656	31.066	223.7	
12	2'06.041	P	34.964	34.285	22.997	33.795	223.4	12	2'06.258	P	34.717	34.146	22.821	34.574	215.5
13	7'43.503		6'12.176	37.340	22.918	31.069	221.4	13	5'37.888	4'02.484	38.167	25.058	32.179	214.6	
14	2'00.181		33.712	33.355	22.298	30.816	220.1	14	2'12.122	39.771	34.398	23.390	34.563	179.1	
15	2'00.047		33.579	33.255	22.256	30.957	219.6	15	2'11.844	35.443	33.717	30.771	31.913	215.3	
33rd 77 Lorenzo PETRARC 3570 Team Italia ITA							Runs=3 Total laps=12 Full laps=7								
1	3'27.941		1'53.700	38.502	23.661	32.078	216.0	1	3'27.941	1'53.700	38.502	23.661	32.078	216.0	
2	2'03.681		34.704	34.422	22.691	31.864	217.0	2	2'03.681	34.704	34.422	22.691	31.864	217.0	
3	2'03.217		34.472	34.195	22.708	31.842	215.2	3	2'03.217	34.472	34.195	22.708	31.842	215.2	
4	2'03.180		34.791	34.147	22.757	31.485	217.3	4	2'03.180	34.791	34.147	22.757	31.485	217.3	
5	2'07.091	P	34.613	34.676	23.318	34.484	204.9	5	2'07.091	P	34.613	34.676	23.318	34.484	204.9
6	8'06.805		6'37.475	35.068	22.981	31.281	221.4	6	8'06.805	6'37.475	35.068	22.981	31.281	221.4	
7	2'01.668		34.150	33.916	22.370	31.232	220.3	7	2'01.668	34.150	33.916	22.370	31.232	220.3	
8	2'02.791		34.093	34.225	22.732	31.741	212.8	8	2'02.791	34.093	34.225	22.732	31.741	212.8	
9	2'06.527	P	35.429	34.888	22.982	33.228	213.7	9	2'06.527	P	35.429	34.888	22.982	33.228	213.7
10	9'57.712		8'07.955	54.533	23.733	31.491	218.4	10	9'57.712	8'07.955	54.533	23.733	31.491	218.4	
11	2'04.747		34.874	35.220	22.720	31.933	213.7	11	2'04.747	34.874	35.220	22.720	31.933	213.7	
12	2'09.434		34.897	34.433	27.558	32.546	215.1	12	2'09.434	34.897	34.433	27.558	32.546	215.1	
34th 18 Gabriel MARTINEZ- Motomex Team World MEX							Runs=3 Total laps=12 Full laps=8								
1	2'44.239	P	40.147	45.703	30.669	47.720	115.4	1	2'44.239	P	40.147	45.703	30.669	47.720	115.4
2	14'21.824		2'49.328	36.055	24.069	32.372	213.3	2	14'21.824	2'49.328	36.055	24.069	32.372	213.3	
3	2'05.927		35.388	34.848	23.531	32.160	212.1	3	2'05.927	35.388	34.848	23.531	32.160	212.1	

Fastest Lap: Enea BASTIANINI Gresini Racing Moto3 ITA **1'58.293** 33.351 32.893 21.894 30.155

These data/results cannot be reproduced, stored and/or transmitted in whole or in part by any manner of electronic, mechanical, photocopying, recording, broadcasting or otherwise now known or herein after developed without the previous express consent by the copyright owner, except for reproduction in daily press and regular printed publications on sale to the public within 60 days of the event related to those data/results and always provided that copyright symbol appears together as follows below.
© DORNA, 2016



Qualifying

Moto3

Lap	Lap Time	T1	T2	T3	T4	Speed	Lap	Lap Time	T1	T2	T3	T4	Speed
4	2'05.577	35.604	34.716	23.346	31.911	212.5							
5	2'04.541	34.935	34.361	23.169	32.076	213.1							
6	2'13.934 P	38.306	36.005	25.249	34.374	210.3							
7	5'46.546	4'13.420	36.951	24.120	32.055	212.2							
8	2'03.968	34.961	34.262	23.060	31.685	213.4							
9	2'06.730	36.386	35.214	23.427	31.703	214.0							
10	2'03.628	34.585	34.390	23.009	31.644	214.6							
11	2'10.151	34.995	39.589	23.668	31.899	213.4							
12	2'03.686	34.565	34.272	22.971	31.878	211.5							

Fastest Lap: Enea BASTIANINI Gresini Racing Moto3 ITA **1'58.293** 33.351 32.893 21.894 30.155

These data/results cannot be reproduced, stored and/or transmitted in whole or in part by any manner of electronic, mechanical, photocopying, recording, broadcasting or otherwise now known or herein after developed without the previous express consent by the copyright owner, except for reproduction in daily press and regular printed publications on sale to the public within 60 days of the event related to those data/results and always provided that copyright symbol appears together as follows below.

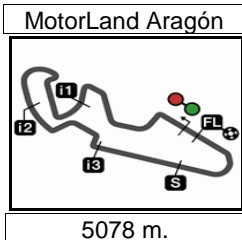
© DORNA, 2016

Official MotoGP Timing by **TISSOT**
www.motogp.com

Alcañiz, Saturday, September 24, 2016

Page 6 of 6





GRAN PREMIO MOVISTAR DE ARAGÓN

Provisional Starting Grid

23

5078 m. Race : 20 laps = 101.56 km



1	3 1'58.758 44 Aron CANET Honda	2 1'58.506 9 Jorge NAVARRO Honda	1 1'58.293 33 Enea BASTIANINI Honda
2	6 1'58.521 11 Livio LOI Honda	5 1'58.841 41 Brad BINDER KTM	4 1'58.787 65 Philipp OETTL KTM
3	9 1'58.943 76 Hiroki ONO Honda	8 1'58.592 19 Gabriel RODRIGO KTM	7 1'58.929 20 Fabio QUARTARARO KTM
4	12 1'59.046 48 Lorenzo DALLA PORTA KTM	11 1'59.032 88 Jorge MARTIN Mahindra	10 1'58.978 64 Bo BENDSNEYDER KTM
5	15 1'59.126 58 Juanfran GUEVARA KTM	14 1'59.087 16 Andrea MIGNO KTM	13 1'59.083 4 Fabio DI GIANNANTONIO Honda
6	18 1'59.264 8 Nicolo BULEGA KTM	17 1'59.189 17 John MCPHEE Peugeot	16 1'59.152 55 Andrea LOCATELLI KTM
7	21 1'59.395 12 Albert ARENAS Peugeot	20 1'59.371 21 Francesco BAGNAIA Mahindra	19 1'59.348 95 Jules DANILO Honda
8	24 1'59.564 6 Maria HERRERA KTM	23 1'59.326 23 Niccolò ANTONELLI Honda	22 1'59.406 89 Khairul Idham PAWI Honda

FIM MotoGP Stewards grid penalty for riders #3, #11, #19, #23, #84

The results are provisional until the end of the limit for protest and appeals and until the ratification of the Event Management Committee.

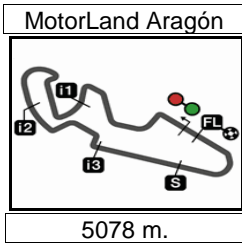
Time limit for protest expires 60' at the latest after publication of the results - Mr. Time:

These data/results cannot be reproduced, stored and/or transmitted in whole or in part by any manner of electronic, mechanical, photocopying, recording, broadcasting or otherwise now known or herein after developed without the previous express consent by the copyright owner, except for reproduction in daily press and regular printed publications on sale to the public within 60 days of the event related to those data/results and always provided that copyright symbol appears together as follows below.

© DORNA, 2016

Official MotoGP Timing by TISSOT
www.motogp.com





Results and timing service provided by **TISSOT**

Moto3

GRAN PREMIO MOVISTAR DE ARAGÓN
Provisional Starting Grid

23

5078 m. Race : 20 laps = 101.56 km

9	27 1'59.848 40 Darryn BINDER Mahindra	26 1'59.795 36 Joan MIR KTM	25 1'59.674 24 Tatsuki SUZUKI Mahindra
10	30 2'00.606 7 Adam NORRODIN Honda	29 1'59.705 84 Jakub KORNFEIL Honda	28 2'00.047 42 Marcos RAMIREZ Mahindra
11	33 2'03.628 18 Gabriel MARTINEZ-ABREGO Mahindra	32 2'01.668 77 Lorenzo PETRARCA Mahindra	31 2'01.125 43 Stefano VALTULINI Mahindra
12			34 2'00.950 3 Fabio SPIRANELLI Mahindra

FIM MotoGP Stewards grid penalty for riders #3, #11, #19, #23, #84

The results are provisional until the end of the limit for protest and appeals and until the ratification of the Event Management Committee.

Time limit for protest expires 60' at the latest after publication of the results - Mr. Time:

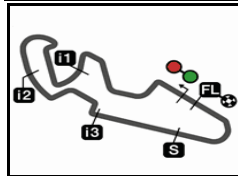
These data/results cannot be reproduced, stored and/or transmitted in whole or in part by any manner of electronic, mechanical, photocopying, recording, broadcasting or otherwise now known or herein after developed without the previous express consent by the copyright owner, except for reproduction in daily press and regular printed publications on sale to the public within 60 days of the event related to those data/results and always provided that copyright symbol appears together as follows below.

© DORNA, 2016

Official MotoGP Timing by **TISSOT**
 www.motogp.com

Alcañiz, Saturday, September 24, 2016





5078 m.

GRAN PREMIO MOVISTAR DE ARAGÓN

After the Qualifying

Event Best Maximum Speed



Rider	Nation Team	Motorcycle	Km/h	
58 Juanfran GUEVARA	SPA RBA Racing Team	KTM	238.7	Free Practice Nr. 3
6 Maria HERRERA	SPA MH6 Team	KTM	237.6	Free Practice Nr. 3
16 Andrea MIGNO	ITA SKY Racing Team VR46	KTM	236.6	Free Practice Nr. 3
95 Jules DANILO	FRA Ongetta-Rivacold	HONDA	236.1	Free Practice Nr. 3
76 Hiroki ONO	JPN Honda Team Asia	HONDA	236.0	Free Practice Nr. 3
11 Livio LOI	BEL RW Racing GP BV	HONDA	236.0	Free Practice Nr. 2
12 Albert ARENAS	SPA Peugeot MC Saxoprint	PEUGEOT	234.9	Free Practice Nr. 3
23 Niccolò ANTONELLI	ITA Ongetta-Rivacold	HONDA	234.6	Free Practice Nr. 3
89 Khairul Idham PAWI	MAL Honda Team Asia	HONDA	234.4	Free Practice Nr. 3
33 Enea BASTIANINI	ITA Gresini Racing Moto3	HONDA	234.3	Free Practice Nr. 3
40 Darryn BINDER	RSA Platinum Bay Real Estate	MAHINDRA	234.1	Free Practice Nr. 3
36 Joan MIR	SPA Leopard Racing	KTM	233.6	Free Practice Nr. 3
41 Brad BINDER	RSA Red Bull KTM Ajo	KTM	233.4	Free Practice Nr. 3
7 Adam NORRODIN	MAL Drive M7 SIC Racing Team	HONDA	233.3	Free Practice Nr. 3
19 Gabriel RODRIGO	ARG RBA Racing Team	KTM	233.0	Free Practice Nr. 3
55 Andrea LOCATELLI	ITA Leopard Racing	KTM	232.9	Free Practice Nr. 3
84 Jakub KORNFEIL	CZE Drive M7 SIC Racing Team	HONDA	232.9	Free Practice Nr. 2
8 Nicolo BULEGA	ITA SKY Racing Team VR46	KTM	232.8	Free Practice Nr. 3
48 Lorenzo DALLA PORTA	ITA SKY Racing Team VR46	KTM	232.4	Free Practice Nr. 3
64 Bo BENDSNEYDER	NED Red Bull KTM Ajo	KTM	232.4	Free Practice Nr. 3
88 Jorge MARTIN	SPA Gaviota Mahindra ASPAR	MAHINDRA	232.3	Free Practice Nr. 3
65 Philipp OETTL	GER Schedl GP Racing	KTM	231.2	Free Practice Nr. 2
9 Jorge NAVARRO	SPA Estrella Galicia 0,0	HONDA	231.1	Free Practice Nr. 2
17 John MCPHEE	GBR Peugeot MC Saxoprint	PEUGEOT	230.7	Qualifying
20 Fabio QUARTARARO	FRA Leopard Racing	KTM	230.7	Free Practice Nr. 1
4 Fabio DI GIANNANTONIO	ITA Gresini Racing Moto3	HONDA	230.5	Free Practice Nr. 3
43 Stefano VALTULINI	ITA 3570 Team Italia	MAHINDRA	230.5	Free Practice Nr. 3
24 Tatsuki SUZUKI	JPN CIP-Unicom Starker	MAHINDRA	229.9	Qualifying
42 Marcos RAMIREZ	SPA Platinum Bay Real Estate	MAHINDRA	229.6	Free Practice Nr. 3
77 Lorenzo PETRARCA	ITA 3570 Team Italia	MAHINDRA	229.5	Free Practice Nr. 2
44 Aron CANET	SPA Estrella Galicia 0,0	HONDA	229.4	Qualifying
3 Fabio SPIRANELLI	ITA CIP-Unicom Starker	MAHINDRA	228.8	Free Practice Nr. 3
21 Francesco BAGNAIA	ITA Gaviota Mahindra ASPAR	MAHINDRA	227.2	Free Practice Nr. 2
18 Gabriel MARTINEZ-ABREG	MEX Motomex Team Worldwide Rac	MAHINDRA	225.5	Free Practice Nr. 3

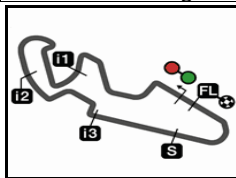
These data/results cannot be reproduced, stored and/or transmitted in whole or in part by any manner of electronic, mechanical, photocopying, recording, broadcasting or otherwise now known or herein after developed without the previous express consent by the copyright owner, except for reproduction in daily press and regular printed publications on sale to the public within 60 days of the event related to those data/results and always provided that copyright symbol appears together as follows below.

© DORNA, 2016

Official MotoGP Timing by TISSOT
www.motogp.com

Alcañiz, Saturday, September 24, 2016





5078 m.

GRAN PREMIO MOVISTAR DE ARAGÓN

Qualifying

Best Partial Times

Moto3

IT Ideal Lap Time, sum of the best partial times

BT Best Lap Time

T1		T2		T3		T4				IT	BT	
Pos	Rider	Time	Rider	Time	Rider	Time	Rider	Time	Pos	Rider	IT	BT
1	F.QUARTARARO	33.151	L.LOI	32.869	F.QUARTARARO	21.774	E.BASTIANINI	30.155	1	E.BASTIANINI	1'58.077	1'58.293 (1)
2	J.NAVARRO	33.170	J.NAVARRO	32.877	G.RODRIGO	21.802	L.LOI	30.201	2	J.NAVARRO	1'58.146	1'58.506 (2)
3	E.BASTIANINI	33.218	E.BASTIANINI	32.893	E.BASTIANINI	21.811	J.DANILO	30.242	3	L.LOI	1'58.521	1'58.521 (3)
4	F.DI GIANNANTO	33.231	B.BENDSNEYDE	32.996	J.NAVARRO	21.831	J.NAVARRO	30.268	4	B.BINDER	1'58.584	1'58.841 (7)
5	A.LOCATELLI	33.239	A.CANET	33.015	N.ANTONELLI	21.844	J.GUEVARA	30.286	5	G.RODRIGO	1'58.592	1'58.592 (4)
6	P.OETTL	33.247	F.DI GIANNANTO	33.033	A.MIGNO	21.847	H.ONO	30.286	6	A.MIGNO	1'58.594	1'59.087 (14)
7	B.BINDER	33.249	B.BINDER	33.062	J.MARTIN	21.867	J.MCPHEE	30.292	7	A.CANET	1'58.633	1'58.758 (5)
8	N.BULEGA	33.257	A.MIGNO	33.067	P.OETTL	21.888	K.PAWI	30.330	8	F.QUARTARAR	1'58.670	1'58.929 (8)
9	G.RODRIGO	33.287	J.MCPHEE	33.068	B.BINDER	21.890	L.DALLA PORTA	30.332	9	J.MCPHEE	1'58.693	1'59.189 (17)
10	B.BENDSNEYDE	33.324	J.GUEVARA	33.068	A.CANET	21.896	A.MIGNO	30.346	10	P.OETTL	1'58.714	1'58.787 (6)
11	A.CANET	33.331	G.RODRIGO	33.077	F.DI GIANNANTO	21.902	B.BENDSNEYDE	30.350	11	F.DI GIANNAN	1'58.730	1'59.083 (13)
12	A.MIGNO	33.334	N.BULEGA	33.091	J.MCPHEE	21.903	B.BINDER	30.383	12	B.BENDSNEY	1'58.748	1'58.978 (10)
13	L.DALLA PORTA	33.348	T.SUZUKI	33.119	A.LOCATELLI	21.946	A.CANET	30.391	13	N.BULEGA	1'58.765	1'59.264 (18)
14	M.HERRERA	33.368	A.LOCATELLI	33.126	N.BULEGA	21.953	J.MARTIN	30.396	14	L.DALLA POR	1'58.807	1'59.046 (12)
15	F.BAGNAIA	33.378	P.OETTL	33.126	F.BAGNAIA	21.984	M.HERRERA	30.421	15	J.MARTIN	1'58.875	1'59.032 (11)
16	J.KORNFEIL	33.378	L.DALLA PORTA	33.130	L.DALLA PORTA	21.997	G.RODRIGO	30.426	16	J.GUEVARA	1'58.878	1'59.126 (15)
17	L.LOI	33.385	F.BAGNAIA	33.140	A.ARENAS	22.033	P.OETTL	30.453	17	H.ONO	1'58.888	1'58.943 (9)
18	J.GUEVARA	33.392	H.ONO	33.140	H.ONO	22.040	T.SUZUKI	30.458	18	A.LOCATELLI	1'58.954	1'59.152 (16)
19	J.MARTIN	33.400	F.QUARTARARO	33.160	K.PAWI	22.044	N.BULEGA	30.464	19	N.ANTONELLI	1'59.000	1'59.326 (19)
20	H.ONO	33.422	N.ANTONELLI	33.188	T.SUZUKI	22.057	A.ARENAS	30.464	20	J.DANILO	1'59.026	1'59.348 (20)
21	J.MCPHEE	33.430	K.PAWI	33.194	J.MIR	22.062	N.ANTONELLI	30.522	21	K.PAWI	1'59.050	1'59.406 (23)
22	J.DANILO	33.441	J.DANILO	33.211	L.LOI	22.066	F.DI GIANNANTO	30.564	22	F.BAGNAIA	1'59.085	1'59.371 (21)
23	J.MIR	33.442	J.MARTIN	33.212	B.BENDSNEYDE	22.078	F.BAGNAIA	30.583	23	T.SUZUKI	1'59.255	1'59.674 (25)
24	N.ANTONELLI	33.446	A.ARENAS	33.220	J.KORNFEIL	22.121	F.QUARTARARO	30.585	24	M.HERRERA	1'59.299	1'59.564 (24)

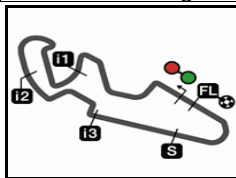
These data/results cannot be reproduced, stored and/or transmitted in whole or in part by any manner of electronic, mechanical, photocopying, recording, broadcasting or otherwise now known or herein after developed without the previous express consent by the copyright owner, except for reproduction in daily press and regular printed publications on sale to the public within 60 days of the event related to those data/results and always provided that copyright symbol appears together as follows below.

© DORNA, 2016

Official MotoGP Timing by **TISSOT**
www.motogp.com

motoE3





5078 m.

GRAN PREMIO MOVISTAR DE ARAGÓN

Qualifying

Best Partial Times

Moto3

IT Ideal Lap Time, sum of the best partial times*BT* Best Lap Time

<i>T1</i>			<i>T2</i>			<i>T3</i>			<i>T4</i>				
<i>Pos</i>	<i>Rider</i>	<i>Time</i>	<i>Rider</i>	<i>Time</i>	<i>Rider</i>	<i>Time</i>	<i>Rider</i>	<i>Time</i>	<i>Pos</i>	<i>Rider</i>	<i>IT</i>	<i>BT</i>	
25	K.PAWI	33.482	M.RAMIREZ	33.255	J.GUEVARA	22.132	J.KORNFEIL	30.588	25	A.ARENAS	1'59.330	1'59.395 (22)	
26	M.RAMIREZ	33.579	J.MIR	33.258	J.DANILO	22.132	D.BINDER	30.610	26	J.KORNFEIL	1'59.416	1'59.705 (26)	
27	A.ARENAS	33.613	J.KORNFEIL	33.329	D.BINDER	22.138	A.LOCATELLI	30.643	27	J.MIR	1'59.468	1'59.795 (27)	
28	T.SUZUKI	33.621	M.HERRERA	33.340	M.HERRERA	22.170	M.RAMIREZ	30.678	28	M.RAMIREZ	1'59.768	2'00.047 (29)	
29	D.BINDER	33.738	D.BINDER	33.361	M.RAMIREZ	22.256	J.MIR	30.706	29	D.BINDER	1'59.847	1'59.848 (28)	
30	A.NORRODIN	33.775	F.SPIRANELLI	33.492	A.NORRODIN	22.300	F.SPIRANELLI	30.786	30	A.NORRODIN	2'00.366	2'00.606 (30)	
31	S.VALTULINI	33.948	A.NORRODIN	33.493	F.SPIRANELLI	22.321	A.NORRODIN	30.798	31	F.SPIRANELLI	2'00.683	2'00.950 (31)	
32	F.SPIRANELLI	34.084	S.VALTULINI	33.657	L.PETRARCA	22.370	S.VALTULINI	31.058	32	S.VALTULINI	2'01.075	2'01.125 (32)	
33	L.PETRARCA	34.093	L.PETRARCA	33.916	S.VALTULINI	22.412	L.PETRARCA	31.232	33	L.PETRARCA	2'01.611	2'01.668 (33)	
34	G.MARTINEZ-AB	34.565	G.MARTINEZ-AB	34.262	G.MARTINEZ-AB	22.971	G.MARTINEZ-AB	31.644	34	G.MARTINEZ-	2'03.442	2'03.628 (34)	

These data/results cannot be reproduced, stored and/or transmitted in whole or in part by any manner of electronic, mechanical, photocopying, recording, broadcasting or otherwise now known or herein after developed without the previous express consent by the copyright owner, except for reproduction in daily press and regular printed publications on sale to the public within 60 days of the event related to those data/results and always provided that copyright symbol appears together as follows below.

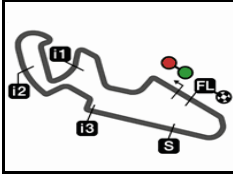
© DORNA, 2016

Official MotoGP Timing by TISSOT

www.motogp.com

motoEJ






5078 m.

GRAN PREMIO MOVISTAR DE ARAGÓN

Qualifying

Fastest Laps Sequence

<i>Practice Time</i>	 <i>Rider</i>	<i>Nation</i>	<i>Motorcycle</i>	<i>Time</i>	<i>Km/h</i>	<i>Rider's Lap</i>
4'11.516	44 Aron CANET	SPA	HONDA	2'00.130	152.1	2
6'10.477	9 Jorge NAVARRO	SPA	HONDA	1'59.311	153.2	2
8'09.661	9 Jorge NAVARRO	SPA	HONDA	1'59.184	153.3	3
8'09.779	44 Aron CANET	SPA	HONDA	1'58.872	153.7	4
22'03.423	41 Brad BINDER	RSA	KTM	1'58.841	153.8	7
24'11.192	33 Enea BASTIANINI	ITA	HONDA	1'58.293	154.5	7

These data/results cannot be reproduced, stored and/or transmitted in whole or in part by any manner of electronic, mechanical, photocopying, recording, broadcasting or otherwise now known or herein after developed without the previous express consent by the copyright owner, except for reproduction in daily press and regular printed publications on sale to the public within 60 days of the event related to those data/results and always provided that copyright symbol appears together as follows below.

© DORNA, 2016

Official MotoGP Timing by TISSOT
www.motogp.com

Alcañiz, Saturday, September 24, 2016

