




4185 m.

## MONSTER ENERGY GRAND PRIX DE FRANCE

## Free Practice Nr. 1

## Classification

3

|  | Rider                 | Nation | Team                          | Motorcycle | Time            | Lap Total | Gap         | Top Speed    |
|---|-----------------------|--------|-------------------------------|------------|-----------------|-----------|-------------|--------------|
| 1   | 24 Simone CORSI       | ITA    | Speed Up Racing               | SPEED UP   | <b>1'37.903</b> | 19 20     |             | <b>257.2</b> |
| 2   | 40 Alex RINS          | SPA    | Paginas Amarillas HP 40       | KALEX      | <b>1'37.932</b> | 20 22     | 0.029 0.029 | <b>257.2</b> |
| 3   | 94 Jonas FOLGER       | GER    | Dynavolt Intact GP            | KALEX      | <b>1'38.024</b> | 5 16      | 0.121 0.092 | <b>256.7</b> |
| 4   | 12 Thomas LUTHI       | SWI    | Garage Plus Interwetten       | KALEX      | <b>1'38.039</b> | 18 19     | 0.136 0.015 | <b>260.3</b> |
| 5   | 7 Lorenzo BALDASSARRI | ITA    | Forward Team                  | KALEX      | <b>1'38.179</b> | 20 22     | 0.276 0.140 | <b>253.7</b> |
| 6   | 5 Johann ZARCO        | FRA    | Ajo Motorsport                | KALEX      | <b>1'38.223</b> | 23 23     | 0.320 0.044 | <b>254.8</b> |
| 7   | 21 Franco MORBIDELLI  | ITA    | Estrella Galicia 0,0 Marc VDS | KALEX      | <b>1'38.516</b> | 14 21     | 0.613 0.293 | <b>257.5</b> |
| 8   | 22 Sam LOWES          | GBR    | Federal Oil Gresini Moto2     | KALEX      | <b>1'38.646</b> | 19 21     | 0.743 0.130 | <b>254.1</b> |
| 9   | 30 Takaaki NAKAGAMI   | JPN    | IDEMITSU Honda Team Asia      | KALEX      | <b>1'38.687</b> | 12 17     | 0.784 0.041 | <b>255.8</b> |
| 10  | 44 Miguel OLIVEIRA    | POR    | Leopard Racing                | KALEX      | <b>1'38.696</b> | 17 19     | 0.793 0.009 | <b>257.6</b> |
| 11  | 60 Julian SIMON       | SPA    | QMMF Racing Team              | SPEED UP   | <b>1'38.854</b> | 18 21     | 0.951 0.158 | <b>255.9</b> |
| 12  | 73 Alex MARQUEZ       | SPA    | Estrella Galicia 0,0 Marc VDS | KALEX      | <b>1'39.116</b> | 7 19      | 1.213 0.262 | <b>257.7</b> |
| 13  | 55 Hafizh SYAHRIN     | MAL    | Petronas Raceline Malaysia    | KALEX      | <b>1'39.171</b> | 19 20     | 1.268 0.055 | <b>259.1</b> |
| 14  | 52 Danny KENT         | GBR    | Leopard Racing                | KALEX      | <b>1'39.268</b> | 13 19     | 1.365 0.097 | <b>256.5</b> |
| 15  | 19 Xavier SIMEON      | BEL    | QMMF Racing Team              | SPEED UP   | <b>1'39.350</b> | 19 20     | 1.447 0.082 | <b>253.3</b> |
| 16  | 39 Luis SALOM         | SPA    | SAG Team                      | KALEX      | <b>1'39.362</b> | 23 24     | 1.459 0.012 | <b>255.7</b> |
| 17  | 23 Marcel SCHROTTER   | GER    | AGR Team                      | KALEX      | <b>1'39.443</b> | 5 20      | 1.540 0.081 | <b>257.8</b> |
| 18  | 10 Luca MARINI        | ITA    | Forward Team                  | KALEX      | <b>1'39.457</b> | 19 19     | 1.554 0.014 | <b>255.1</b> |
| 19  | 49 Axel PONS          | SPA    | AGR Team                      | KALEX      | <b>1'39.538</b> | 19 20     | 1.635 0.081 | <b>256.2</b> |
| 20  | 77 Dominique AEGERTER | SWI    | CarXpert Interwetten          | KALEX      | <b>1'39.831</b> | 18 18     | 1.928 0.293 | <b>257.7</b> |
| 21  | 2 Jesko RAFFIN        | SWI    | Sports-Millions-EMWE-SAG      | KALEX      | <b>1'39.853</b> | 25 27     | 1.950 0.022 | <b>257.8</b> |
| 22  | 11 Sandro CORTESE     | GER    | Dynavolt Intact GP            | KALEX      | <b>1'39.904</b> | 15 16     | 2.001 0.051 | <b>257.6</b> |
| 23  | 70 Robin MULHAUSER    | SWI    | CarXpert Interwetten          | KALEX      | <b>1'39.921</b> | 18 20     | 2.018 0.017 | <b>255.7</b> |
| 24  | 97 Xavi VIERGE        | SPA    | Tech 3 Racing                 | TECH 3     | <b>1'40.159</b> | 21 21     | 2.256 0.238 | <b>253.1</b> |
| 25  | 32 Isaac VIÑALES      | SPA    | Tech 3 Racing                 | TECH 3     | <b>1'40.471</b> | 16 16     | 2.568 0.312 | <b>249.8</b> |
| 26  | 14 Rattapark WILAIROT | THA    | IDEMITSU Honda Team Asia      | KALEX      | <b>1'40.606</b> | 19 19     | 2.703 0.135 | <b>251.8</b> |
| 27  | 54 Mattia PASINI      | ITA    | Italtrans Racing Team         | KALEX      | <b>1'40.783</b> | 4 14      | 2.880 0.177 | <b>251.5</b> |
| 28  | 69 Danny ESLICK       | USA    | JPMoto Malaysia               | SUTER      | <b>1'41.078</b> | 19 21     | 3.175 0.295 | <b>247.3</b> |
| 29  | 33 Alessandro TONUCCI | ITA    | Tasca Racing Scuderia Moto2   | KALEX      | <b>1'41.297</b> | 6 9       | 3.394 0.219 | <b>253.8</b> |

Practice condition: Dry

Air: 20°

Humidity: 43%

Ground: 21°

|                            |         |                     |                 |            |
|----------------------------|---------|---------------------|-----------------|------------|
| <b>Fastest Lap:</b>        | Lap: 19 | <b>Simone CORSI</b> | <b>1'37.903</b> | 153.8 Km/h |
| <b>Circuit Record Lap:</b> | 2015    | <b>Thomas LUTHI</b> | <b>1'37.281</b> | 154.8 Km/h |
| <b>Circuit Best Lap:</b>   | 2015    | <b>Alex RINS</b>    | <b>1'37.114</b> | 155.1 Km/h |

The results are provisional until the end of the limit for protest and appeals.

Time limit for protest expires 30' after publication of the results - Mr. .... Time: .....

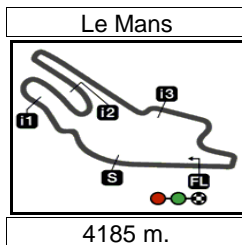
These data/results cannot be reproduced, stored and/or transmitted in whole or in part by any manner of electronic, mechanical, photocopying, recording, broadcasting or otherwise now known or herein after developed without the previous express consent by the copyright owner, except for reproduction in daily press and regular printed publications on sale to the public within 60 days of the event related to those data/results and always provided that copyright symbol appears together as follows below.

© DORNA, 2016

Official MotoGP Timing by TISSOT  
www.motogp.com

Le Mans, Friday, May 06, 2016





Results and timing service provided by **TISSOT**

**Moto2**

**MONSTER ENERGY GRAND PRIX DE FRANCE**

**Free Practice Nr. 1**

**Top Speed & Average**

**4**



| Rider                         | Nation     | Motorcycle | Top 5 speeds |       |       |       |       | Average | Top          |
|-------------------------------|------------|------------|--------------|-------|-------|-------|-------|---------|--------------|
| 12 <b>Thomas LUTHI</b>        | <b>SWI</b> | KALEX      | 260.3        | 260.2 | 258.4 | 258.3 | 258.1 | 258.9   | <b>260.3</b> |
| 55 <b>Hafizh SYHRIN</b>       | <b>MAL</b> | KALEX      | 259.1        | 257.6 | 257.0 | 256.5 | 255.8 | 257.2   | <b>259.1</b> |
| 2 <b>Jesko RAFFIN</b>         | <b>SWI</b> | KALEX      | 257.8        | 255.7 | 255.3 | 254.8 | 254.7 | 255.7   | <b>257.8</b> |
| 23 <b>Marcel SCHROTTER</b>    | <b>GER</b> | KALEX      | 257.8        | 256.7 | 255.6 | 255.6 | 255.5 | 256.2   | <b>257.8</b> |
| 73 <b>Alex MARQUEZ</b>        | <b>SPA</b> | KALEX      | 257.7        | 257.7 | 256.7 | 256.7 | 256.2 | 257.0   | <b>257.7</b> |
| 77 <b>Dominique AEGERTER</b>  | <b>SWI</b> | KALEX      | 257.7        | 255.8 | 255.1 | 254.7 | 254.4 | 255.5   | <b>257.7</b> |
| 44 <b>Miguel OLIVEIRA</b>     | <b>POR</b> | KALEX      | 257.6        | 257.4 | 257.2 | 256.3 | 253.9 | 256.1   | <b>257.6</b> |
| 11 <b>Sandro CORTESE</b>      | <b>GER</b> | KALEX      | 257.6        | 256.5 | 256.5 | 256.3 | 255.0 | 256.2   | <b>257.6</b> |
| 21 <b>Franco MORBIDELLI</b>   | <b>ITA</b> | KALEX      | 257.5        | 257.4 | 256.7 | 255.8 | 255.8 | 256.5   | <b>257.5</b> |
| 24 <b>Simone CORSI</b>        | <b>ITA</b> | SPEED UP   | 257.2        | 255.6 | 254.8 | 254.4 | 254.3 | 255.3   | <b>257.2</b> |
| 40 <b>Alex RINS</b>           | <b>SPA</b> | KALEX      | 257.2        | 256.4 | 256.2 | 255.8 | 255.1 | 256.1   | <b>257.2</b> |
| 94 <b>Jonas FOLGER</b>        | <b>GER</b> | KALEX      | 256.7        | 256.6 | 255.8 | 255.5 | 255.4 | 256.0   | <b>256.7</b> |
| 52 <b>Danny KENT</b>          | <b>GBR</b> | KALEX      | 256.5        | 255.6 | 255.1 | 254.9 | 254.8 | 255.4   | <b>256.5</b> |
| 49 <b>Axel PONS</b>           | <b>SPA</b> | KALEX      | 256.2        | 255.8 | 254.7 | 254.5 | 254.2 | 255.1   | <b>256.2</b> |
| 60 <b>Julian SIMON</b>        | <b>SPA</b> | SPEED UP   | 255.9        | 255.1 | 255.0 | 254.7 | 254.7 | 255.0   | <b>255.9</b> |
| 30 <b>Takaaki NAKAGAMI</b>    | <b>JPN</b> | KALEX      | 255.8        | 255.5 | 255.2 | 254.8 | 254.5 | 255.2   | <b>255.8</b> |
| 39 <b>Luis SALOM</b>          | <b>SPA</b> | KALEX      | 255.7        | 255.5 | 255.4 | 255.3 | 254.7 | 255.3   | <b>255.7</b> |
| 70 <b>Robin MULHAUSER</b>     | <b>SWI</b> | KALEX      | 255.7        | 255.7 | 255.1 | 255.0 | 255.0 | 255.3   | <b>255.7</b> |
| 10 <b>Luca MARINI</b>         | <b>ITA</b> | KALEX      | 255.1        | 255.0 | 254.5 | 254.4 | 253.9 | 254.6   | <b>255.1</b> |
| 5 <b>Johann ZARCO</b>         | <b>FRA</b> | KALEX      | 254.8        | 254.6 | 254.6 | 254.5 | 254.4 | 254.6   | <b>254.8</b> |
| 22 <b>Sam LOWES</b>           | <b>GBR</b> | KALEX      | 254.1        | 254.0 | 253.6 | 253.5 | 253.2 | 253.6   | <b>254.1</b> |
| 33 <b>Alessandro TONUCCI</b>  | <b>ITA</b> | KALEX      | 253.8        | 252.7 | 252.3 | 252.2 | 251.0 | 252.4   | <b>253.8</b> |
| 7 <b>Lorenzo BALDASSARRI</b>  | <b>ITA</b> | KALEX      | 253.7        | 253.5 | 252.9 | 252.5 | 252.3 | 253.0   | <b>253.7</b> |
| 19 <b>Xavier SIMEON</b>       | <b>BEL</b> | SPEED UP   | 253.3        | 252.9 | 252.6 | 252.6 | 252.4 | 252.8   | <b>253.3</b> |
| 97 <b>Xavi VIERGE</b>         | <b>SPA</b> | TECH 3     | 253.1        | 252.6 | 252.1 | 251.5 | 251.3 | 252.1   | <b>253.1</b> |
| 14 <b>Ratthapark WILAIROT</b> | <b>THA</b> | KALEX      | 251.8        | 251.6 | 251.2 | 250.6 | 250.0 | 251.0   | <b>251.8</b> |
| 54 <b>Mattia PASINI</b>       | <b>ITA</b> | KALEX      | 251.5        | 251.4 | 250.8 | 250.8 | 250.7 | 251.0   | <b>251.5</b> |
| 32 <b>Isaac VIÑALES</b>       | <b>SPA</b> | TECH 3     | 249.8        | 249.7 | 249.4 | 249.4 | 249.3 | 249.5   | <b>249.8</b> |
| 69 <b>Danny ESLICK</b>        | <b>USA</b> | SUTER      | 247.3        | 245.0 | 239.3 |       |       | 243.9   | <b>247.3</b> |

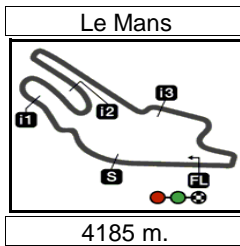
These data/results cannot be reproduced, stored and/or transmitted in whole or in part by any manner of electronic, mechanical, photocopying, recording, broadcasting or otherwise now known or herein after developed without the previous express consent by the copyright owner, except for reproduction in daily press and regular printed publications on sale to the public within 60 days of the event related to those data/results and always provided that copyright symbol appears together as follows below.

© DORNA, 2016

Official MotoGP Timing by TISSOT  
www.motogp.com



**Le Mans, Friday, May 06, 2016**



Results and timing service provided by TISSOT

Moto2

MONSTER ENERGY GRAND PRIX DE FRANCE

Free Practice Nr. 1

Chronological Analysis of Performances

5

\* Lap / Sector time cancelled T1 Time from finish line to 1st intermediate T3 Time from 2nd intermed. to 3rd intermed.  
P Crossing the finish line in pit lane T2 Time from 1st intermed. to 2nd intermed. T4 Time from 3rd intermediate to finish line

| Lap   | Lap Time          | T1            | T2            | T3            | T4            | Speed        | Lap  | Lap Time          | T1            | T2            | T3            | T4            | Speed        |  |  |  |  |  |  |  |
|---|-------------------|---------------|---------------|---------------|---------------|--------------|--|-------------------|---------------|---------------|---------------|---------------|--------------|--|--|--|--|--|--|--|
| <b>1st 24 Simone CORSI</b> Speed Up Racing ITA<br>Runs=3 Total laps=20 Full laps=14   |                   |               |               |               |               |              | <b>3rd 94 Jonas FOLGER</b> Dynavolt Intact GP GER<br>Runs=3 Total laps=16 Full laps=11   |                   |               |               |               |               |              |  |  |  |  |  |  |  |
| 1   | 2'29.495          | 1'07.821      | 25.118        | 29.734        | 26.822        |              | 1  | 3'17.680          | 1'57.937      | 23.865        | 29.053        | 26.825        |              |  |  |  |  |  |  |  |
| 2   | <b>1'41.451</b>   | 23.674        | 22.986        | 28.624        | 26.167        | 253.6        | 2  | <b>1'39.938</b>   | 23.521        | 22.349        | 28.053        | 26.015        | 254.5        |  |  |  |  |  |  |  |
| 3   | <b>1'41.095</b>   | 23.486        | 22.856        | 28.587        | 26.166        | <b>257.2</b> | 3  | <b>1'38.334</b>   | 22.913        | 22.035        | 27.708        | 25.678        | 256.6        |  |  |  |  |  |  |  |
| 4   | <b>1'40.435</b>   | 23.092        | 22.321        | 28.670        | 26.352        | 253.7        | 4  | <b>1'38.534</b>   | 22.899        | 22.186        | 27.814        | 25.635        | 255.8        |  |  |  |  |  |  |  |
| 5   | <b>1'39.277</b>   | 22.980        | 22.418        | 27.947        | 25.932        | 255.6        | 5  | <b>1'38.024</b>   | <b>22.793</b> | <b>21.945</b> | 27.779        | <b>25.507</b> | <b>256.7</b> |  |  |  |  |  |  |  |
| 6   | <b>1'39.681</b>   | 23.097        | 22.419        | 28.127        | 26.038        | 253.6        | 6  | <b>1'38.373</b>   | 23.123        | 22.033        | 27.679        | 25.538        | 255.3        |  |  |  |  |  |  |  |
| 7   | <b>1'39.386</b>   | 23.112        | 22.441        | 27.952        | 25.881        | 252.6        | 7  | <b>1'44.830</b> P | 24.014        | 22.378        | 28.629        | 29.809        | 249.7        |  |  |  |  |  |  |  |
| 8   | <b>1'44.981</b>   | 23.052        | 22.421        | 33.348        | 26.160        | 253.9        | 8  | 11'38.643         | 0'14.300      | 22.858        | 28.386        | 33.099        |              |  |  |  |  |  |  |  |
| 9   | <b>1'38.940</b>   | 22.975        | 22.325        | 27.958        | 25.682        | 251.9        | 9  | <b>1'39.009</b>   | 23.135        | 22.117        | 27.941        | 25.816        | 253.1        |  |  |  |  |  |  |  |
| 10  | <b>1'48.732</b> P | 25.437        | 23.867        | 28.228        | 31.200        | 254.4        | 10   | <b>1'38.596</b>   | 22.965        | 22.223        | 27.718        | 25.690        | 255.4        |  |  |  |  |  |  |  |
| 11  | 8'34.146          | 7'14.445      | 24.439        | 29.223        | 26.039        |              | 11   | <b>1'38.080</b>   | 22.870        | 22.061        | <b>27.551</b> | 25.598        | 254.3        |  |  |  |  |  |  |  |
| 12  | <b>1'39.311</b>   | 22.997        | 22.541        | 27.897        | 25.876        | 252.8        | 12   | <b>1'46.664</b> P | 24.360        | 22.941        | 29.089        | 30.274        | 255.0        |  |  |  |  |  |  |  |
| 13  | <b>1'39.045</b>   | 23.027        | 22.400        | 27.800        | 25.818        | 253.2        | 13   | 9'18.406          | 8'01.080      | 23.165        | 28.160        | 26.001        |              |  |  |  |  |  |  |  |
| 14  | <b>1'44.826</b>   | 25.547        | 25.444        | 27.963        | 25.872        | 252.6        | 14   | <b>1'51.406</b>   | 31.462        | 22.608        | 28.459        | 28.877        | 253.1        |  |  |  |  |  |  |  |
| 15  | <b>1'39.220</b>   | 23.187        | 22.420        | 27.798        | 25.815        | 251.7        | 15   | <b>2'07.139</b>   | 22.929        | 22.173        | 54.763        | 27.274        | 255.5        |  |  |  |  |  |  |  |
| 16  | <b>1'38.677</b>   | 22.898        | 22.323        | 27.746        | 25.710        | 253.6        | 16   | <b>1'38.559</b>   | 22.940        | 22.134        | 27.813        | 25.672        | 255.0        |  |  |  |  |  |  |  |
| 17  | <b>1'45.083</b> P | 23.521        | 22.707        | 28.372        | 30.483        | 253.5        | <b>4th 12 Thomas LUTHI</b> Garage Plus Interwett SWI<br>Runs=3 Total laps=19 Full laps=14  |                   |               |               |               |               |              |  |  |  |  |  |  |  |
| 18  | 4'12.467          | 2'56.132      | 22.698        | 27.931        | 25.706        |              | 1  | 2'44.619          | 1'23.236      | 24.474        | 29.729        | 27.180        |              |  |  |  |  |  |  |  |
| 19  | <b>1'37.903</b>   | <b>22.745</b> | <b>22.059</b> | <b>27.603</b> | <b>25.496</b> | 254.3        | 2  | <b>1'40.305</b>   | 23.605        | 22.489        | 28.245        | 25.966        | 257.0        |  |  |  |  |  |  |  |
| 20  | <b>1'49.120</b> P | 25.243        | 23.069        | 29.605        | 31.203        | 254.8        | 3  | <b>1'39.682</b>   | 23.206        | 22.613        | 28.067        | 25.796        | 258.3        |  |  |  |  |  |  |  |
| <b>2nd 40 Alex RINS</b> Paginas Amarillas HP SPA<br>Runs=3 Total laps=22 Full laps=17 |                   |               |               |               |               |              | 4  | <b>1'38.801</b>   | 22.837        | 22.271        | 27.783        | 25.910        | 258.1        |  |  |  |  |  |  |  |
| 1   | 2'28.270          | 1'06.596      | 25.159        | 29.592        | 26.923        |              | 5  | <b>1'38.835</b>   | 23.335        | 22.099        | 27.906        | <b>25.495</b> | 252.2        |  |  |  |  |  |  |  |
| 2   | <b>1'41.597</b>   | 23.681        | 23.162        | 28.487        | 26.267        | 253.1        | 6  | <b>1'38.244</b>   | 22.936        | 22.078        | <b>27.641</b> | 25.589        | 260.2        |  |  |  |  |  |  |  |
| 3   | <b>1'40.688</b>   | 23.377        | 22.682        | 28.468        | 26.161        | 254.5        | 7  | <b>1'43.190</b> P | 22.891        | <b>21.997</b> | 30.599        | 27.703        | 258.1        |  |  |  |  |  |  |  |
| 4   | <b>1'40.410</b>   | 23.215        | 22.677        | 28.332        | 26.186        | 252.5        | 8  | 9'14.435          | 7'55.220      | 24.333        | 28.806        | 26.076        |              |  |  |  |  |  |  |  |
| 5   | <b>1'39.838</b>   | 23.029        | 22.490        | 28.335        | 25.984        | 255.1        | 9  | <b>1'40.690</b>   | 23.121        | 22.256        | 29.507        | 25.806        | 254.1        |  |  |  |  |  |  |  |
| 6   | <b>1'41.656</b>   | 23.587        | 23.428        | 28.254        | 26.387        | 254.2        | 10   | <b>1'54.536</b>   | 22.968        | 37.633        | 28.252        | 25.683        | 256.1        |  |  |  |  |  |  |  |
| 7   | <b>1'39.254</b>   | 23.140        | 22.419        | 27.857        | 25.838        | 254.1        | 11   | <b>1'42.414</b> P | 22.982        | 22.244        | 29.953        | 27.235        | 255.8        |  |  |  |  |  |  |  |
| 8   | <b>1'46.139</b> P | 23.042        | 22.286        | 29.974        | 30.837        | 255.8        | 12   | 7'26.790          | 6'08.713      | 23.155        | 28.726        | 26.196        |              |  |  |  |  |  |  |  |
| 9   | 5'26.988          | 4'08.648      | 23.524        | 28.496        | 26.320        |              | 13   | <b>1'38.717</b>   | 23.033        | 22.219        | 27.795        | 25.670        | 254.8        |  |  |  |  |  |  |  |
| 10  | <b>1'39.968</b>   | 23.179        | 22.591        | 28.088        | 26.110        | 253.1        | 14   | <b>1'38.717</b>   | 22.859        | 22.142        | 27.887        | 25.829        | 255.6        |  |  |  |  |  |  |  |
| 11  | <b>1'40.901</b>   | 23.082        | 22.435        | 29.223        | 26.161        | 253.8        | 15   | <b>1'38.394</b>   | 22.909        | 22.110        | 27.695        | 25.680        | 256.4        |  |  |  |  |  |  |  |
| 12  | <b>1'39.367</b>   | 23.074        | 22.337        | 28.094        | 25.862        | 254.4        | 16   | <b>1'39.510</b>   | 22.789        | 22.422        | 28.434        | 25.865        | 257.0        |  |  |  |  |  |  |  |
| 13  | <b>1'44.028</b>   | 23.140        | 25.417        | 29.194        | 26.277        | 254.7        | 17   | <b>1'45.276</b>   | 22.794        | 22.075        | 32.480        | 27.927        | 256.5        |  |  |  |  |  |  |  |
| 14  | <b>1'40.163</b>   | 22.987        | 22.834        | 28.267        | 26.075        | 254.4        | 18   | <b>1'38.039</b>   | <b>22.722</b> | 22.001        | 27.682        | 25.634        | 258.4        |  |  |  |  |  |  |  |
| 15  | <b>1'39.292</b>   | 23.020        | 22.328        | 27.945        | 25.999        | 254.5        | 19   | <b>1'39.122</b>   | 22.890        | 22.083        | 28.383        | 25.766        | <b>260.3</b> |  |  |  |  |  |  |  |
| 16  | <b>1'48.958</b> P | 23.527        | 24.613        | 29.538        | 31.280        | 254.4        | <b>5th 7 Lorenzo BALDASS</b> Forward Team ITA<br>Runs=3 Total laps=22 Full laps=17   |                   |               |               |               |               |              |  |  |  |  |  |  |  |
| 17  | 6'39.899          | 5'21.486      | 23.660        | 28.557        | 26.196        |              | 1  | 3'14.388          | 1'52.584      | 24.880        | 29.839        | 27.085        |              |  |  |  |  |  |  |  |
| 18  | <b>1'38.914</b>   | 22.958        | 22.189        | 27.952        | 25.815        | 253.9        | <b>Fastest Lap:</b> Simone CORSI Speed Up Racing ITA <b>1'37.903</b> 22.745 22.059 27.603 25.496   |                   |               |               |               |               |              |  |  |  |  |  |  |  |
| 19  | <b>1'38.077</b>   | 22.802        | 22.014        | 27.692        | 25.569        | 254.2        | These data/results cannot be reproduced, stored and/or transmitted in whole or in part by any manner of electronic, mechanical, photocopying, recording, broadcasting or otherwise now known or herein after developed without the previous express consent by the copyright owner, except for reproduction in daily press and regular printed publications on sale to the public within 60 days of the event related to those data/results and always provided that copyright symbol appears together as follows below. |                   |               |               |               |               |              |  |  |  |  |  |  |  |
| 20  | <b>1'37.932</b>   | <b>22.708</b> | 22.013        | 27.696        | <b>25.515</b> | 256.2        | © DORNA, 2016  |                   |               |               |               |               |              |  |  |  |  |  |  |  |
| 21  | <b>1'37.935</b>   | 22.733        | <b>21.991</b> | <b>27.691</b> | 25.520        | 256.4        | Official MotoGP Timing by TISSOT<br>www.motogp.com   |                   |               |               |               |               |              |  |  |  |  |  |  |  |

**Fastest Lap:** Simone CORSI Speed Up Racing ITA **1'37.903** 22.745 22.059 27.603 25.496

These data/results cannot be reproduced, stored and/or transmitted in whole or in part by any manner of electronic, mechanical, photocopying, recording, broadcasting or otherwise now known or herein after developed without the previous express consent by the copyright owner, except for reproduction in daily press and regular printed publications on sale to the public within 60 days of the event related to those data/results and always provided that copyright symbol appears together as follows below.  
© DORNA, 2016



# Free Practice Nr. 1

# Moto2

| Lap | Lap Time   | T1       | T2     | T3     | T4     | Speed | Lap | Lap Time   | T1       | T2     | T3     | T4     | Speed |
|-----|------------|----------|--------|--------|--------|-------|-----|------------|----------|--------|--------|--------|-------|
| 2   | 1'41.129   | 23.605   | 22.793 | 28.483 | 26.248 | 249.8 | 7   | 1'38.786   | 22.828   | 22.205 | 27.799 | 25.954 | 257.5 |
| 3   | 1'40.118   | 23.388   | 22.503 | 28.178 | 26.049 | 252.2 | 8   | 1'38.591   | 22.733   | 22.136 | 27.866 | 25.856 | 255.8 |
| 4   | 1'39.578   | 23.003   | 22.555 | 28.083 | 25.937 | 251.6 | 9   | 1'45.957 P | 23.065   | 24.028 | 29.007 | 29.857 | 253.2 |
| 5   | 1'39.167   | 23.008   | 22.238 | 28.062 | 25.859 | 252.9 | 10  | 9'08.037   | 7'48.755 | 23.119 | 29.912 | 26.251 |       |
| 6   | 1'42.057   | 23.001   | 22.593 | 28.006 | 28.457 | 252.5 | 11  | 1'39.714   | 23.071   | 22.609 | 28.039 | 25.995 | 252.4 |
| 7   | 1'39.236   | 23.056   | 22.384 | 27.865 | 25.931 | 252.3 | 12  | 1'39.044   | 22.984   | 22.373 | 27.893 | 25.794 | 253.7 |
| 8   | 1'38.812   | 22.883   | 22.294 | 27.734 | 25.901 | 250.2 | 13  | 1'38.574   | 22.877   | 22.341 | 27.666 | 25.690 | 253.8 |
| 9   | 1'46.222 P | 24.427   | 23.054 | 28.200 | 30.541 | 250.5 | 14  | 1'38.516   | 22.768   | 22.361 | 27.626 | 25.761 | 253.6 |
| 10  | 6'16.174   | 4'56.911 | 23.563 | 28.843 | 26.857 |       | 15  | 1'38.588   | 22.795   | 22.350 | 27.675 | 25.768 | 253.5 |
| 11  | 1'39.451   | 23.020   | 22.297 | 28.235 | 25.899 | 251.1 | 16  | 1'43.818   | 24.557   | 24.764 | 28.543 | 25.954 | 253.4 |
| 12  | 1'39.673   | 23.056   | 22.517 | 28.048 | 26.052 | 251.8 | 17  | 1'39.141   | 22.884   | 22.463 | 27.937 | 25.857 | 253.1 |
| 13  | 1'38.846   | 22.943   | 22.373 | 27.807 | 25.723 | 250.3 | 18  | 1'40.282 P | 23.153   | 22.428 | 27.830 | 26.871 | 253.4 |
| 14  | 1'43.013   | 23.086   | 23.683 | 30.178 | 26.066 | 251.8 | 19  | 4'26.417   | 3'09.167 | 22.864 | 28.365 | 26.021 |       |
| 15  | 1'38.736   | 22.988   | 22.209 | 27.848 | 25.691 | 251.2 | 20  | 1'39.142   | 22.993   | 22.383 | 27.959 | 25.807 | 255.1 |
| 16  | 1'38.997   | 22.953   | 22.222 | 27.881 | 25.941 | 250.6 | 21  | 1'39.598   | 23.211   | 22.320 | 28.195 | 25.872 | 255.8 |
| 17  | 1'41.885 P | 22.915   | 22.281 | 27.790 | 28.899 | 251.1 |     |            |          |        |        |        |       |
| 18  | 5'00.055   | 3'41.955 | 23.563 | 28.339 | 26.198 |       |     |            |          |        |        |        |       |
| 19  | 1'38.445   | 22.912   | 22.160 | 27.804 | 25.569 | 251.3 |     |            |          |        |        |        |       |
| 20  | 1'38.179   | 22.875   | 22.019 | 27.675 | 25.610 | 250.5 |     |            |          |        |        |        |       |
| 21  | 1'38.212   | 22.817   | 22.124 | 27.664 | 25.607 | 253.7 |     |            |          |        |        |        |       |
| 22  | 1'38.552   | 22.892   | 22.158 | 27.766 | 25.736 | 253.5 |     |            |          |        |        |        |       |

| 6th |            | 5        | Johann ZARCO | Ajo Motorsport | FRA          |       |
|-----|------------|----------|--------------|----------------|--------------|-------|
|     |            |          | Runs=2       | Total laps=23  | Full laps=20 |       |
| 1   | 3'13.039   | 1'52.580 | 24.285       | 29.282         | 26.892       |       |
| 2   | 1'41.111   | 23.792   | 22.823       | 28.387         | 26.109       | 253.2 |
| 3   | 1'39.572   | 23.368   | 22.304       | 27.985         | 25.915       | 253.4 |
| 4   | 1'39.070   | 23.171   | 22.267       | 27.779         | 25.853       | 252.6 |
| 5   | 1'39.055   | 23.142   | 22.198       | 27.875         | 25.840       | 254.5 |
| 6   | 1'38.838   | 23.169   | 22.192       | 27.789         | 25.688       | 253.8 |
| 7   | 1'42.354   | 24.335   | 22.881       | 28.497         | 26.641       | 254.1 |
| 8   | 1'39.012   | 23.052   | 22.239       | 28.036         | 25.685       | 252.9 |
| 9   | 1'38.640   | 22.980   | 22.151       | 27.768         | 25.741       | 252.9 |
| 10  | 1'42.709   | 23.072   | 22.283       | 29.736         | 27.618       | 252.4 |
| 11  | 1'39.826   | 23.035   | 22.705       | 28.189         | 25.897       | 252.9 |
| 12  | 1'38.940   | 22.971   | 22.416       | 27.930         | 25.623       | 252.9 |
| 13  | 1'39.036   | 23.030   | 22.176       | 27.864         | 25.966       | 253.2 |
| 14  | 1'44.209 P | 23.984   | 22.745       | 28.811         | 28.669       | 254.2 |
| 15  | 7'15.872   | 5'57.507 | 23.065       | 28.545         | 26.755       |       |
| 16  | 1'39.418   | 23.216   | 22.353       | 27.959         | 25.890       | 251.5 |
| 17  | 1'38.911 * | 22.55*   | 22.434       | 27.972         | 25.955       | 253.2 |
| 18  | 1'38.784   | 23.016   | 22.309       | 27.745         | 25.714       | 253.1 |
| 19  | 1'38.470   | 22.970   | 22.132       | 27.608         | 25.760       | 253.9 |
| 20  | 1'38.276   | 22.827   | 22.060       | 27.741         | 25.648       | 254.8 |
| 21  | 1'38.683   | 22.931   | 22.094       | 27.871         | 25.787       | 254.6 |
| 22  | 1'38.380   | 22.858   | 22.115       | 27.719         | 25.688       | 254.6 |
| 23  | 1'38.223   | 22.934   | 22.031       | 27.623         | 25.635       | 254.4 |

| 7th |          | 21       | Franco MORBIDEL | Estrella Galicia 0,0 M | ITA          |       |
|-----|----------|----------|-----------------|------------------------|--------------|-------|
|     |          |          | Runs=3          | Total laps=21          | Full laps=16 |       |
| 1   | 2'47.083 | 1'26.252 | 24.016          | 29.254                 | 27.561       |       |
| 2   | 1'41.356 | 23.580   | 22.834          | 28.448                 | 26.494       | 255.6 |
| 3   | 1'40.457 | 23.443   | 22.507          | 28.323                 | 26.184       | 255.8 |
| 4   | 1'39.192 | 23.010   | 22.374          | 27.899                 | 25.909       | 252.8 |
| 5   | 1'39.212 | 22.983   | 22.390          | 27.932                 | 25.907       | 257.4 |
| 6   | 1'39.092 | 22.846   | 22.470          | 27.897                 | 25.879       | 256.7 |

| 8th |            | 22       | Sam LOWES | Federal Oil Gresini M | GBR          |       |
|-----|------------|----------|-----------|-----------------------|--------------|-------|
|     |            |          | Runs=2    | Total laps=21         | Full laps=18 |       |
| 1   | 3'24.259   | 2'03.923 | 24.063    | 29.292                | 26.981       |       |
| 2   | 1'41.832   | 23.993   | 22.985    | 28.679                | 26.175       | 250.8 |
| 3   | 1'44.355   | 23.517   | 24.669    | 29.709                | 26.460       | 253.5 |
| 4   | 1'39.424   | 23.181   | 22.346    | 28.018                | 25.879       | 251.3 |
| 5   | 1'39.666   | 23.177   | 22.554    | 28.091                | 25.844       | 253.1 |
| 6   | 1'39.007   | 22.987   | 22.244    | 27.982                | 25.794       | 253.1 |
| 7   | 1'38.704   | 22.892   | 22.253    | 28.012                | 25.547       | 253.2 |
| 8   | 1'44.295   | 25.236   | 23.342    | 29.810                | 25.907       | 251.8 |
| 9   | 1'39.334   | 22.885   | 22.250    | 28.252                | 25.947       | 251.5 |
| 10  | 1'39.294   | 23.063   | 22.277    | 28.180                | 25.774       | 251.5 |
| 11  | 1'38.963   | 22.897   | 22.292    | 27.982                | 25.792       | 252.7 |
| 12  | 1'55.723 P | 28.542   | 24.134    | 31.099                | 31.948       | 182.7 |
| 13  | 10'22.887  | 9'05.298 | 23.143    | 28.274                | 26.172       |       |
| 14  | 1'41.322   | 23.119   | 22.434    | 29.419                | 26.350       | 251.9 |
| 15  | 1'39.182   | 23.032   | 22.297    | 27.991                | 25.862       | 251.6 |
| 16  | 1'39.225   | 23.007   | 22.307    | 28.049                | 25.862       | 253.1 |
| 17  | 1'38.990   | 23.017   | 22.295    | 27.875                | 25.803       | 254.1 |
| 18  | 1'53.409   | 30.097   | 27.502    | 29.612                | 26.198       | 252.1 |
| 19  | 1'38.646   | 22.925   | 22.134    | 27.813                | 25.774       | 253.6 |
| 20  | 1'52.996   | 22.853   | 28.255    | 35.218                | 26.670       | 254.0 |
| 21  | 1'38.892   | 22.957   | 22.223    | 27.882                | 25.830       | 253.2 |




| 9th |            | 30       | Takaaki NAKAGAMI | IDEMITSU Honda Te | JPN          |       |
|-----|------------|----------|------------------|-------------------|--------------|-------|
|     |            |          | Runs=3           | Total laps=17     | Full laps=12 |       |
| 1   | 3'12.646   | 1'48.692 | 25.544           | 30.617            | 27.793       |       |
| 2   | 1'42.655   | 24.255   | 23.278           | 28.740            | 26.382       | 250.6 |
| 3   | 1'40.105   | 23.332   | 22.604           | 28.146            | 26.023       | 252.8 |
| 4   | 1'41.196   | 23.086   | 22.480           | 29.559            | 26.071       | 253.6 |
| 5   | 1'39.569   | 23.268   | 22.395           | 28.041            | 25.865       | 255.8 |
| 6   | 1'38.935   | 22.936   | 22.344           | 27.817            | 25.838       | 255.5 |
| 7   | 1'45.615 P | 24.504   | 23.008           | 28.802            | 29.301       | 254.8 |
| 8   | 10'20.377  | 8'57.269 | 23.943           | 32.059            | 27.106       |       |
| 9   | 1'40.177   | 23.302   | 22.736           | 28.096            | 26.043       | 252.0 |
| 10  | 1'40.714   | 22.986   | 22.406           | 28.166            | 27.156       | 253.4 |
| 11  | 1'39.272   | 23.002   | 22.320           | 28.002            | 25.948       | 254.5 |
| 12  | 1'38.687   | 22.822   | 22.308           | 27.795            | 25.762       | 254.0 |
| 13  | 1'43.365 P | 22.888   | 22.332           | 28.257            | 29.888       | 254.2 |
| 14  | 9'28.248   | 8'10.543 | 23.122           | 28.448            | 26.135       |       |

**Fastest Lap:** Simone CORSI Speed Up Racing ITA 1'37.903 22.745 22.059 27.603 25.496

These data/results cannot be reproduced, stored and/or transmitted in whole or in part by any manner of electronic, mechanical, photocopying, recording, broadcasting or otherwise now known or herein after developed without the previous express consent by the copyright owner, except for reproduction in daily press and regular printed publications on sale to the public within 60 days of the event related to those data/results and always provided that copyright symbol appears together as follows below.  
© DORNA, 2016

# Free Practice Nr. 1

# Moto2

| Lap  | Lap Time          | T1            | T2            | T3            | T4            | Speed        | Lap  | Lap Time        | T1            | T2            | T3            | T4            | Speed        |
|--|-------------------|---------------|---------------|---------------|---------------|--------------|--|-----------------|---------------|---------------|---------------|---------------|--------------|
| 15   | <b>1'40.086</b>   | 23.264        | 22.634        | 28.043        | 26.145        | 252.3        | 5  | <b>1'39.793</b> | 23.530        | 22.404        | 27.960        | 25.899        | 255.5        |
| 16   | <b>1'39.689</b>   | 22.923        | 22.790        | 28.068        | 25.908        | 253.9        | 6  | <b>1'43.965</b> | 24.383        | 25.455        | 28.085        | 26.042        | <b>257.7</b> |
| 17   | <b>1'38.850</b>   | 22.842        | 22.352        | <b>27.777</b> | 25.879        | 255.2        | 7  | <b>1'39.116</b> | <b>22.983</b> | <b>22.322</b> | <b>27.782</b> | 26.029        | 257.7        |
| <b>10th 44 Miguel OLIVEIRA</b> Leopard Racing POR      |                   |               |               |               |               |              | <b>13th 55 Hafizh SYAHRIN</b> Petronas Raceline Ma MAL   |                 |               |               |               |               |              |
| Runs=3 Total laps=19 Full laps=14                      |                   |               |               |               |               |              | Runs=3 Total laps=20 Full laps=15  |                 |               |               |               |               |              |
| 1  | 2'33.390          | 1'10.759      | 24.629        | 30.746        | 27.256        |              | 1  | 2'35.316        | 1'12.662      | 25.358        | 30.110        | 27.186        |              |
| 2  | <b>1'42.091</b>   | 23.939        | 22.916        | 28.796        | 26.440        | 253.9        | 2  | <b>1'41.986</b> | 23.852        | 22.937        | 28.729        | 26.468        | 257.6        |
| 3  | <b>1'40.482</b>   | 23.486        | 22.469        | 28.471        | 26.056        | 253.8        | 3  | <b>1'40.667</b> | 23.403        | 22.613        | 28.534        | 26.117        | 254.5        |
| 4  | <b>1'40.179</b>   | 23.318        | 22.479        | 28.239        | 26.143        | 257.4        | 4  | <b>1'47.896</b> | 23.023        | 24.141        | 33.981        | 26.751        | <b>259.1</b> |
| 5  | <b>1'39.595</b>   | 23.199        | 22.462        | 28.039        | 25.895        | <b>257.6</b> | 5  | <b>1'39.891</b> | 23.056        | 22.645        | 28.162        | 26.028        | 256.5        |
| 6  | 1'45.657 P        | 24.389        | 23.071        | 28.441        | 29.756        | 256.3        | 6  | <b>1'39.863</b> | 23.095        | 22.501        | 28.193        | 26.074        | 255.8        |
| 7  | 7'31.701          | 6'14.034      | 22.942        | 28.550        | 26.175        |              | 7  | <b>1'39.876</b> | 23.047        | 22.399        | 28.037        | 26.393        | 253.2        |
| 8  | <b>1'40.388</b>   | 23.493        | 22.413        | 28.416        | 26.066        | 252.1        | 8  | <b>1'39.279</b> | <b>22.916</b> | 22.347        | 28.130        | 25.886        | 257.0        |
| 9  | <b>1'40.152</b>   | 23.414        | 22.443        | 28.332        | 25.963        | 253.2        | 9  | 1'54.069 P      | 27.428        | 25.425        | 29.143        | 32.073        | 252.2        |
| 10   | <b>1'39.898</b>   | 23.247        | 22.497        | 28.218        | 25.936        | 252.8        | 10   | 9'37.547        | 8'14.628      | 27.467        | 29.064        | 26.388        |              |
| 11   | <b>1'39.968</b>   | 23.335        | 22.445        | 28.276        | 25.912        | 251.7        | 11   | <b>1'40.202</b> | 23.326        | 22.573        | 28.171        | 26.132        | 253.5        |
| 12   | <b>1'39.654</b> * | 23.178        | 22.391        | 28.158        | 25.927*       | 252.8        | 12   | <b>1'39.851</b> | 23.120        | 22.567        | 28.132        | 26.032        | 254.5        |
| 13   | 1'46.361 P        | 23.847        | 23.712        | 29.143        | 29.659        | 252.5        | 13   | <b>1'40.213</b> | 23.301        | 22.571        | 28.203        | 26.138        | 252.8        |
| 14   | 8'41.263          | 7'23.616      | 22.930        | 28.523        | 26.194        |              | 14   | <b>1'40.061</b> | 23.133        | 22.554        | 28.273        | 26.101        | 252.1        |
| 15   | <b>1'39.238</b>   | 23.255        | 22.244        | 27.927        | 25.812        | 253.4        | 15   | 1'53.335 P      | 25.572        | 26.985        | 29.610        | 31.168        | 252.3        |
| 16   | <b>1'39.759</b>   | 23.158        | 22.069        | 28.120        | 26.412        | 253.4        | 16   | 4'09.426        | 2'51.148      | 23.698        | 28.582        | 25.998        |              |
| 17   | <b>1'38.696</b>   | <b>22.947</b> | <b>22.065</b> | 27.921        | 25.763        | 257.2        | 17   | <b>1'39.253</b> | 23.071        | 22.440        | <b>27.901</b> | 25.841        | 254.1        |
| 18   | <b>1'50.489</b>   | 23.028        | 22.132        | 27.871        | 37.458        | 253.9        | 18   | <b>1'39.384</b> | 23.102        | <b>22.258</b> | 27.986        | 26.038        | 254.4        |
| 19   | <b>1'38.838</b>   | 23.065        | 22.198        | <b>27.869</b> | <b>25.706</b> | 253.5        | 19   | <b>1'39.171</b> | 23.100        | 22.302        | 27.964        | <b>25.805</b> | 253.4        |
| <b>11th 60 Julian SIMON</b> QMMF Racing Team SPA       |                   |               |               |               |               |              | <b>14th 52 Danny KENT</b> Leopard Racing GBR   |                 |               |               |               |               |              |
| Runs=2 Total laps=21 Full laps=17                      |                   |               |               |               |               |              | Runs=2 Total laps=19 Full laps=16  |                 |               |               |               |               |              |
| 1  | 2'39.601          | 1'18.789      | 23.785        | 29.386        | 27.641        |              | 1  | 2'31.989        | 1'08.871      | 25.354        | 30.348        | 27.416        |              |
| 2  | <b>1'41.069</b>   | 23.546        | 22.695        | 28.377        | 26.451        | 251.7        | 2  | <b>1'42.478</b> | 23.930        | 22.962        | 28.746        | 26.840        | 254.1        |
| 3  | <b>1'40.558</b>   | 23.193        | 22.433        | 28.251        | 26.681        | 254.7        | 3  | <b>1'41.301</b> | 23.597        | 22.791        | 28.552        | 26.361        | 254.7        |
| 4  | <b>1'43.341</b>   | 23.910        | 24.731        | 28.505        | 26.195        | 253.0        | 4  | <b>1'40.154</b> | 23.243        | 22.590        | 28.176        | 26.145        | 254.4        |
| 5  | <b>1'40.249</b>   | 23.072        | 22.472        | 28.200        | 26.505        | <b>255.9</b> | 5  | <b>1'41.402</b> | 23.290        | 22.778        | 28.712        | 26.622        | <b>256.5</b> |
| 6  | <b>1'39.723</b>   | 23.086        | 22.403        | 28.139        | 26.095        | 254.7        | 6  | <b>1'40.024</b> | 23.314        | 22.377        | 28.210        | 26.123        | 254.5        |
| 7  | <b>1'39.726</b>   | 22.952        | 22.370        | 28.268        | 26.136        | 250.9        | 7  | <b>1'39.702</b> | 23.131        | 22.561        | 28.001        | 26.009        | 254.9        |
| 8  | <b>1'39.738</b>   | 23.075        | 22.325        | 28.183        | 26.155        | 253.9        | 8  | <b>1'49.694</b> | 23.186        | 27.648        | 31.923        | 26.937        | 254.6        |
| 9  | <b>1'39.629</b>   | 22.986        | 22.610        | 27.999        | 26.034        | 254.6        | 9  | <b>1'39.641</b> | 23.263        | 22.449        | 27.989        | 25.940        | 252.2        |
| 10   | <b>1'39.639</b>   | 23.060        | 22.448        | 28.110        | 26.021        | 252.8        | 10   | <b>2'00.486</b> | 25.857        | 28.665        | 36.274        | 29.690        | 253.1        |
| 11   | 1'48.729 P        | 25.503        | 24.146        | 30.140        | 28.940        | 253.1        | 11   | <b>1'46.900</b> | 23.567        | 22.713        | 33.722        | 26.898        | 252.6        |
| 12   | 12'03.042         | 0'43.996      | 24.459        | 28.295        | 26.292        |              | 12   | <b>1'39.334</b> | <b>23.031</b> | <b>22.340</b> | 28.058        | 25.905        | 255.1        |
| 13   | <b>1'39.920</b>   | 23.261        | 22.472        | 28.104        | 26.083        | 253.2        | 13   | <b>1'39.268</b> | 23.097        | 22.460        | <b>27.845</b> | 25.866        | 253.6        |
| 14   | <b>1'39.676</b>   | 23.031        | 22.487        | 28.123        | 26.035        | 253.1        | 14   | 1'52.435 P      | 25.008        | 24.228        | 31.062        | 32.137        | 255.6        |
| 15   | <b>1'39.279</b>   | 23.061        | 22.409        | 27.831        | 25.978        | 252.2        | 15   | 13'42.656       | 2'22.106      | 24.977        | 29.155        | 26.418        |              |
| 16   | <b>1'43.840</b>   | 25.681        | 23.361        | 28.452        | 26.346        | 250.6        | <b>Fastest Lap:</b> Simone CORSI Speed Up Racing ITA <b>1'37.903</b> 22.745 22.059 27.603 25.496   |                 |               |               |               |               |              |
| 17   | <b>1'39.120</b>   | 22.980        | 22.317        | 27.856        | 25.967        | 255.1        | These data/results cannot be reproduced, stored and/or transmitted in whole or in part by any manner of electronic, mechanical, photocopying, recording, broadcasting or otherwise now known or herein after developed without the previous express consent by the copyright owner, except for reproduction in daily press and regular printed publications on sale to the public within 60 days of the event related to those data/results and always provided that copyright symbol appears together as follows below. |                 |               |               |               |               |              |
| 18   | <b>1'38.854</b>   | <b>22.859</b> | <b>22.288</b> | 27.819        | <b>25.888</b> | 253.6        | © DORNA, 2016  |                 |               |               |               |               |              |
| 19   | <b>1'39.144</b>   | 22.958        | 22.354        | <b>27.796</b> | 26.036        | 254.7        | Official MotoGP Timing by TISSOT   |                 |               |               |               |               |              |
| 20   | <b>1'43.122</b>   | 24.850        | 23.265        | 28.766        | 26.241        | 255.0        | www.motogp.com   |                 |               |               |               |               |              |
| 21   | 2'11.475 P        | 26.406        | 26.993        | 47.612        | 30.464        | 252.4        | <b>Le Mans, Friday, May 06, 2016</b>   |                 |               |               |               |               |              |
| <b>12th 73 Alex MARQUEZ</b> Estrella Galicia 0,0 M SPA |                   |               |               |               |               |              | Page 3 of 6  |                 |               |               |               |               |              |
| Runs=3 Total laps=19 Full laps=14                      |                   |               |               |               |               |              |      |                 |               |               |               |               |              |
| 1  | 2'40.977          | 1'16.449      | 24.378        | 29.888        | 30.262        |              |  |                 |               |               |               |               |              |
| 2  | <b>1'41.616</b>   | 23.811        | 22.808        | 28.500        | 26.497        | 254.6        |  |                 |               |               |               |               |              |
| 3  | <b>1'40.231</b>   | 23.398        | 22.622        | 28.152        | 26.059        | 256.7        |  |                 |               |               |               |               |              |
| 4  | <b>1'40.541</b>   | 23.186        | 22.744        | 28.031        | 26.580        | 255.7        |  |                 |               |               |               |               |              |

**Fastest Lap:** Simone CORSI Speed Up Racing ITA **1'37.903** 22.745 22.059 27.603 25.496

These data/results cannot be reproduced, stored and/or transmitted in whole or in part by any manner of electronic, mechanical, photocopying, recording, broadcasting or otherwise now known or herein after developed without the previous express consent by the copyright owner, except for reproduction in daily press and regular printed publications on sale to the public within 60 days of the event related to those data/results and always provided that copyright symbol appears together as follows below.  
© DORNA, 2016

Official MotoGP Timing by TISSOT  
www.motogp.com

**Le Mans, Friday, May 06, 2016**

Page 3 of 6





# Free Practice Nr. 1

# Moto2

| Lap   | Lap Time        | T1            | T2            | T3            | T4            | Speed        | Lap   | Lap Time          | T1            | T2            | T3            | T4            | Speed        |
|---|-----------------|---------------|---------------|---------------|---------------|--------------|---|-------------------|---------------|---------------|---------------|---------------|--------------|
| 10  | 9'00.728        | 7'42.427      | 23.212        | 28.462        | 26.627        |              | 22  | <b>1'40.148</b>   | 23.224        | 22.493        | 28.203        | 26.228        | 252.6        |
| 11  | <b>1'40.167</b> | 23.238        | 22.631        | 28.091        | 26.207        | 251.0        | 23  | <b>1'40.010</b>   | 23.231        | 22.489        | 28.123        | <b>26.167</b> | 253.0        |
| 12  | <b>1'40.090</b> | 23.134        | 22.676        | 28.047        | 26.233        | 253.2        | 24  | <b>1'41.557</b>   | 23.162        | <b>22.382</b> | 29.795        | 26.218        | 252.8        |
| 13  | <b>1'39.725</b> | 23.044        | <b>22.488</b> | 28.118        | 26.075        | 252.5        | 25  | <b>1'39.853</b>   | 23.118        | 22.398        | 28.146        | 26.191        | 255.3        |
| 14  | <b>1'40.038</b> | 23.178        | 22.635        | 28.102        | 26.123        | 252.3        | 26  | <b>1'39.969</b>   | <b>23.070</b> | 22.428        | 28.251        | 26.220        | 254.8        |
| 15  | <b>1'39.958</b> | 23.112        | 22.510        | 28.068        | 26.268        | 252.2        | 27  | <b>1'40.311</b>   | 23.211        | 22.618        | 28.150        | 26.332        | 252.3        |
| 16  | 1'45.061 P      | 24.979        | 23.365        | 28.837        | 27.880        | 252.4        | <b>22nd 11 Sandro CORTESE</b> Dynavolt Intact GP GER    |                   |               |               |               |               |              |
| 17  | 6'12.108        | 4'54.141      | 23.162        | 28.296        | 26.509        |              | Runs=3 Total laps=16 Full laps=10                       |                   |               |               |               |               |              |
| 18  | <b>1'40.062</b> | 23.087        | 22.695        | 28.089        | 26.191        | 251.9        | 1   | 2'45.678          | 1'19.515      | 27.162        | 30.662        | 28.339        |              |
| 19  | <b>1'39.538</b> | 23.026        | 22.585        | <b>27.918</b> | 26.009        | 253.9        | 2   | <b>1'44.611</b>   | 24.503        | 23.643        | 29.088        | 27.377        | 252.8        |
| 20  | <b>1'39.657</b> | <b>22.983</b> | 22.538        | 28.068        | 26.068        | 252.3        | 3   | <b>1'41.770</b>   | 23.738        | 22.791        | 28.575        | 26.666        | <b>257.6</b> |
| <b>20th 77 Dominique AEGER</b> CarXpert Interwetten SWI |                 |               |               |               |               |              | 4   | <b>1'41.144</b>   | 23.670        | 22.701        | 28.348        | 26.425        | 255.0        |
| Runs=3 Total laps=18 Full laps=13                       |                 |               |               |               |               |              | 5   | <b>1'40.745</b>   | 23.484        | 22.588        | 28.329        | 26.344        | 251.2        |
| 1   | 2'09.052        | 47.009        | 24.565        | 30.224        | 27.254        |              | 6   | <b>1'51.054</b>   | 25.254        | 25.461        | 32.322        | 28.017        | 256.5        |
| 2   | <b>1'42.575</b> | 24.419        | 22.983        | 28.683        | 26.490        | 249.3        | 7   | 1'46.935 P        | 23.647        | 22.860        | 29.320        | 31.108        | 254.0        |
| 3   | 2'25.533 P      | 23.525        | 22.968        |               |               | 251.2        | 8   | 14'28.074         | 2'38.073      | 30.606        | 44.552        | 34.843        |              |
| 4   | 9'15.430        | 7'55.605      | 23.878        | 29.066        | 26.881        |              | 9   | <b>1'41.615</b>   | 24.066        | 22.971        | 28.273        | 26.305        | 251.5        |
| 5   | <b>1'41.393</b> | 23.581        | 22.882        | 28.455        | 26.475        | 250.5        | 10  | <b>1'40.091</b>   | 23.307        | 22.505        | 28.136        | 26.143        | 253.1        |
| 6   | <b>1'41.475</b> | 23.525        | 22.687        | 28.696        | 26.567        | 251.6        | 11  | <b>1'55.598</b>   | 23.600        | 23.945        |               |               | 255.0        |
| 7   | <b>1'41.380</b> | 23.488        | 22.961        | 28.523        | 26.408        | 252.9        | 12  | 1'42.403 P        | 23.450        | 22.520        | 28.122        | 28.311        | 253.2        |
| 8   | 1'41.285 P      | 23.388        | 22.729        | 28.180        | 26.988        | 253.4        | 13  | 5'58.182          | 4'40.419      | 23.245        | 28.226        | 26.292        |              |
| 9   | 8'18.278        | 6'59.454      | 23.598        | 28.662        | 26.564        |              | 14  | <b>1'47.274</b>   | <b>23.247</b> | <b>22.498</b> | 28.187        | 33.342        | 256.5        |
| 10  | <b>1'41.191</b> | 23.561        | 22.845        | 28.309        | 26.476        | 251.1        | 15  | <b>1'39.904</b>   | 23.373        | 22.511        | <b>28.057</b> | <b>25.963</b> | 256.3        |
| 11  | <b>1'40.696</b> | 23.323        | 22.803        | 28.213        | 26.357        | 253.5        | 16  | 1'56.876 P        | 26.351        | 27.362        | 30.517        | 32.646        | 254.9        |
| 12  | <b>1'40.225</b> | 23.393        | <b>22.538</b> | 27.988        | 26.306        | 251.8        | <b>23rd 70 Robin MULHAUSER</b> CarXpert Interwetten SWI |                   |               |               |               |               |              |
| 13  | <b>1'40.282</b> | 23.328        | 22.593        | 28.127        | 26.234        | 254.4        | Runs=3 Total laps=20 Full laps=15                       |                   |               |               |               |               |              |
| 14  | <b>1'40.285</b> | 23.323        | 22.588        | 28.144        | 26.230        | 254.7        | 1   | 3'05.416          | 1'43.052      | 24.605        | 29.702        | 28.057        |              |
| 15  | <b>1'40.599</b> | 23.335        | 22.739        | 28.133        | 26.392        | 255.1        | 2   | <b>1'43.826</b>   | 24.500        | 23.381        | 28.910        | 27.035        | 251.6        |
| 16  | <b>1'46.518</b> | 23.426        | 22.619        | 28.321        | 32.152        | 251.9        | 3   | <b>1'41.973</b>   | 23.576        | 23.076        | 28.729        | 26.592        | 253.9        |
| 17  | <b>1'40.171</b> | 23.232        | 22.631        | <b>27.958</b> | 26.350        | <b>257.7</b> | 4   | <b>1'41.060</b>   | 23.422        | 22.784        | 28.508        | 26.346        | 253.6        |
| 18  | <b>1'39.831</b> | <b>23.153</b> | 22.620        | 27.963        | <b>26.095</b> | 255.8        | 5   | <b>1'47.007</b>   | 23.385        | 28.285        | 28.801        | 26.536        | 255.1        |
| <b>21st 2 Jesko RAFFIN</b> Sports-Millions-EMW SWI      |                 |               |               |               |               |              | 6   | <b>1'41.170</b>   | 23.634        | 22.694        | 28.594        | 26.248        | <b>255.7</b> |
| Runs=1 Total laps=27 Full laps=26                       |                 |               |               |               |               |              | 7   | <b>1'40.565</b>   | 23.403        | 22.451        | 28.450        | 26.261        | 255.0        |
| 1   | 2'26.158        | 1'04.813      | 24.341        | 29.522        | 27.482        |              | 8   | <b>1'40.691</b>   | 23.473        | 22.588        | 28.421        | 26.209        | 254.4        |
| 2   | <b>1'42.811</b> | 24.145        | 22.977        | 28.925        | 26.764        | 249.7        | 9   | 1'47.576 P        | 23.447        | 26.869        | 29.140        | 28.120        | 253.6        |
| 3   | <b>1'42.473</b> | 23.913        | 23.277        | 28.722        | 26.561        | 255.7        | 10  | 7'22.545          | 6'02.769      | 23.434        | 29.266        | 27.076        |              |
| 4   | <b>1'40.605</b> | 23.256        | 22.520        | 28.349        | 26.480        | 251.8        | 11  | <b>1'41.842</b>   | 23.617        | 23.181        | 28.743        | 26.301        | 253.4        |
| 5   | <b>1'40.483</b> | 23.186        | 22.552        | 28.472        | 26.273        | 253.8        | 12  | <b>1'41.167</b>   | 23.434        | 22.680        | 28.470        | 26.583        | 253.4        |
| 6   | <b>1'40.226</b> | 23.224        | 22.383        | 28.244        | 26.375        | 254.7        | 13  | <b>1'40.959</b>   | 23.442        | 22.544        | 28.626        | 26.347        | 253.6        |
| 7   | <b>1'40.081</b> | 23.113        | 22.431        | 28.126        | 26.411        | 254.4        | 14  | 1'49.215 P        | 29.649        | 23.672        | 29.013        | 26.881        | 250.4        |
| 8   | <b>1'40.445</b> | 23.265        | 22.405        | 28.353        | 26.422        | 253.0        | 15  | 6'04.660          | 4'41.502      | 25.894        | 29.422        | 27.842        |              |
| 9   | <b>1'40.617</b> | 23.235        | 22.500        | 28.270        | 26.612        | 250.4        | 16  | <b>1'40.806</b>   | 23.430        | 22.626        | 28.522        | 26.228        | 253.2        |
| 10  | <b>1'40.749</b> | 23.230        | 22.577        | 28.412        | 26.530        | 251.3        | 17  | <b>1'40.214</b>   | 23.268        | 22.476        | 28.398        | <b>26.072</b> | 254.2        |
| 11  | <b>1'40.289</b> | 23.168        | 22.512        | 28.155        | 26.454        | 251.3        | 18  | <b>1'39.921</b>   | 23.221        | <b>22.357</b> | 28.268        | 26.075        | 255.0        |
| 12  | <b>1'40.634</b> | 23.313        | 22.620        | 28.228        | 26.473        | 251.0        | 19  | <b>1'40.058</b>   | <b>23.194</b> | 22.546        | <b>28.193</b> | 26.125        | 255.7        |
| 13  | <b>1'40.728</b> | 23.259        | 22.633        | 28.428        | 26.408        | 251.9        | 20  | <b>1'40.448</b>   | 23.406        | 22.468        | 28.296        | 26.278        | 252.6        |
| 14  | <b>1'40.331</b> | 23.210        | 22.532        | 28.271        | 26.318        | 251.8        | <b>24th 97 Xavi VIERGE</b> Tech 3 Racing SPA            |                   |               |               |               |               |              |
| 15  | <b>1'40.246</b> | 23.217        | 22.485        | 28.222        | 26.322        | 251.9        | Runs=2 Total laps=21 Full laps=18                       |                   |               |               |               |               |              |
| 16  | <b>1'40.395</b> | 23.327        | 22.557        | 28.253        | 26.258        | 253.1        | 1   | 2'35.189          | 1'09.474      | 25.454        | 32.308        | 27.953        |              |
| 17  | <b>1'40.611</b> | 23.469        | 22.555        | 28.199        | 26.388        | <b>257.8</b> | 2   | <b>1'44.063</b>   | 24.194        | 23.450        | 29.512        | 26.907        | 248.1        |
| 18  | <b>1'40.371</b> | 23.202        | 22.508        | 28.443        | 26.218        | 252.8        | 3   | <b>1'41.832</b> * | 23.608        | 22.862        | 28.657        | 26.705*       | 249.8        |
| 19  | <b>1'40.036</b> | 23.200        | 22.530        | 28.098        | 26.208        | 251.9        | 4   | <b>1'42.088</b>   | 23.273        | 22.961        | 28.813        | 27.041        | 248.4        |
| 20  | <b>1'40.178</b> | 23.217        | 22.629        | <b>28.096</b> | 26.236        | 252.5        | 5   | <b>1'41.915</b>   | 24.027        | 22.698        | 28.309        | 26.881        | 250.0        |
| 21  | <b>1'40.245</b> | 23.262        | 22.566        | 28.113        | 26.304        | 251.0        |   |                   |               |               |               |               |              |

**Fastest Lap:** Simone CORSI Speed Up Racing ITA **1'37.903** 22.745 22.059 27.603 25.496

These data/results cannot be reproduced, stored and/or transmitted in whole or in part by any manner of electronic, mechanical, photocopying, recording, broadcasting or otherwise now known or herein after developed without the previous express consent by the copyright owner, except for reproduction in daily press and regular printed publications on sale to the public within 60 days of the event related to those data/results and always provided that copyright symbol appears together as follows below.  
© DORNA, 2016

# Free Practice Nr. 1

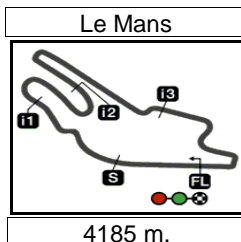
# Moto2

| Lap                                     | Lap Time        | T1            | T2            | T3            | T4            | Speed        | Lap                                    | Lap Time          | T1            | T2            | T3            | T4            | Speed                 |              |       |
|---|-----------------|---------------|---------------|---------------|---------------|--------------|--|-------------------|---------------|---------------|---------------|---------------|-----------------------|--------------|-------|
| 6                                       | <b>1'40.868</b> | 23.354        | 22.753        | 28.237        | 26.524        | 252.1        | 19                                     | <b>1'40.606</b>   | 23.459        | 22.731        | <b>28.288</b> | <b>26.128</b> | 251.6                 |              |       |
| 7                                       | <b>1'40.898</b> | 23.504        | <b>22.575</b> | <b>28.003</b> | 26.816        | <b>253.1</b> | unfinished                             |                   |               |               |               |               | 23.571                | 251.2        |       |
| 8                                       | <b>1'43.678</b> | 23.366        | 22.650        | 30.545        | 27.117        | 251.1        | <b>27th 54</b> <b>Mattia PASINI</b>    |                   |               |               |               |               | Italtrans Racing Team | ITA          |       |
| 9                                       | <b>1'44.058</b> | 23.493        | 23.158        | 30.407        | 27.000        | 249.2        | Runs=4                                 |                   |               |               |               |               | Total laps=14         | Full laps=8  |       |
| 10                                      | <b>1'41.893</b> | 23.551        | 22.731        | 29.001        | 26.610        | 249.0        | 1                                      | 2'47.352          | 1'24.894      | 24.726        | 30.037        | 27.695        |                       |              |       |
| 11                                      | 1'44.608 P      | 23.471        | 22.752        | 29.792        | 28.593        | 250.1        | 2                                      | <b>1'42.625</b>   | 24.017        | 22.844        | 29.157        | 26.607        | <b>251.5</b>          |              |       |
| 12                                      | 10'11.261       | 8'46.597      | 24.931        | 29.286        | 30.447        |              | 3                                      | <b>1'41.090</b>   | 23.525        | 22.715        | 28.511        | 26.339        | 251.4                 |              |       |
| 13                                      | <b>1'43.780</b> | 23.608        | 24.760        | 29.002        | 26.410        | 248.6        | 4                                      | <b>1'40.783</b>   | 23.483        | <b>22.563</b> | 28.483        | 26.254        | 249.4                 |              |       |
| 14                                      | <b>1'41.007</b> | 23.340        | 22.782        | 28.430        | 26.455        | 250.3        | 5                                      | 2'25.631 P        | <b>23.295</b> | 22.730        |               |               | 248.5                 |              |       |
| 15                                      | <b>1'40.728</b> | 23.242        | 22.583        | 28.626        | 26.277        | 250.2        | 6                                      | 9'09.281          | 7'50.233      | 23.453        | 29.059        | 26.536        |                       |              |       |
| 16                                      | <b>1'42.512</b> | 23.634        | 23.354        | 28.684        | 26.840        | 249.9        | 7                                      | <b>1'41.832</b>   | 23.738        | 22.983        | 28.672        | 26.439        | 248.5                 |              |       |
| 17                                      | <b>1'40.781</b> | 23.248        | 22.640        | 28.491        | 26.402        | 251.3        | 8                                      | <b>1'40.790</b>   | 23.475        | 22.697        | 28.397        | 26.221        | 250.7                 |              |       |
| 18                                      | <b>1'40.630</b> | 23.205        | 22.721        | 28.434        | 26.270        | 251.5        | 9                                      | <b>1'40.838</b>   | 23.490        | 22.697        | <b>28.327</b> | 26.324        | 248.5                 |              |       |
| 19                                      | <b>1'40.782</b> | 23.307        | 22.575        | 28.360        | 26.540        | 249.8        | 10                                     | 1'44.318 P        | 23.496        | 22.799        | 28.770        | 29.253        | 249.8                 |              |       |
| 20                                      | <b>1'40.526</b> | <b>23.160</b> | 22.794        | 28.225        | 26.347        | 252.6        | 11                                     | 8'56.448 P        | 7'16.498      | 30.459        |               |               |                       |              |       |
| 21                                      | <b>1'40.159</b> | 23.214        | 22.592        | 28.181        | <b>26.172</b> | 250.9        | 12                                     | 7'11.671          | 5'50.145      | 23.783        | 30.708        | 27.035        |                       |              |       |
| <b>25th 32</b> <b>Isaac VIÑALES</b>     |                 |               |               |               |               |              | Tech 3 Racing                          |                   | SPA           |               |               |               |                       |              |       |
| Runs=3                                  |                 |               |               |               |               |              | Total laps=16                          |                   | Full laps=11  |               |               |               |                       |              |       |
| 1                                       | 2'45.851        | 1'21.069      | 25.981        | 30.594        | 28.207        |              | 13                                     | <b>1'40.871</b>   | 23.659        | 22.673        | 28.339        | <b>26.200</b> | 250.8                 |              |       |
| 2                                       | <b>1'43.477</b> | 24.480        | 23.316        | 28.943        | 26.738        | 249.4        | 14                                     | <b>1'40.997</b>   | 23.617        | 22.701        | 28.409        | 26.270        | 250.8                 |              |       |
| 3                                       | <b>1'41.934</b> | 23.752        | 22.788        | 28.998        | 26.396        | <b>249.8</b> | <b>28th 69</b> <b>Danny ESLICK</b>     |                   |               |               |               |               | JPMoto Malaysia       | USA          |       |
| 4                                       | <b>1'40.810</b> | 23.590        | 22.540        | 28.554        | 26.126        | 249.7        | Runs=2                                 |                   |               |               |               |               | Total laps=21         | Full laps=18 |       |
| 5                                       | <b>1'40.979</b> | <b>23.485</b> | 22.543        | 28.666        | 26.285        | 248.7        | 1                                      | 2'19.326          | 51.674        | 26.277        | 31.809        | 29.566        |                       |              |       |
| 6                                       | <b>1'52.765</b> | 23.509        | 26.070        | 34.841        | 28.345        | 249.0        | 2                                      | <b>1'48.244</b>   | 25.663        | 23.949        | 30.273        | 28.359        |                       |              |       |
| 7                                       | 1'47.518 P      | 23.540        | 22.618        | 29.140        | 32.220        | 248.5        | 3                                      | <b>1'45.405</b>   | 24.777        | 23.767        | <b>29.558</b> | <b>27.303</b> | 245.0                 |              |       |
| 8                                       | 14'13.715       | 2'44.165      | 24.497        | 38.179        | 26.874        |              | 4                                      | <b>1'47.313</b>   | 24.322        | <b>23.408</b> | 31.747        | 27.836        | <b>247.3</b>          |              |       |
| 9                                       | <b>1'52.497</b> | 24.452        | 26.965        | 29.136        | 31.944        | 246.4        | 5                                      | <b>1'50.635</b> P | <b>24.284</b> | 23.600        | 29.726        | 33.025        | 239.3                 |              |       |
| 10                                      | <b>1'41.118</b> | 23.589        | 22.615        | 28.593        | 26.321        | 249.1        | 6                                      | 9'56.808          |               |               |               |               |                       |              |       |
| 11                                      | <b>1'40.894</b> | 23.667        | 22.579        | 28.530        | 26.118        | 248.4        | 7                                      | 1'43.111          |               |               |               |               |                       |              |       |
| 12                                      | <b>1'40.734</b> | 23.587        | 22.564        | 28.456        | 26.127        | 249.4        | 8                                      | <b>1'43.739</b>   |               |               |               |               |                       |              |       |
| 13                                      | 1'46.650 P      | 23.599        | 24.137        | 29.397        | 29.517        | 247.9        | 9                                      | <b>1'43.347</b>   |               |               |               |               |                       |              |       |
| 14                                      | 5'32.139        | 4'11.982      | 22.927        | 29.012        | 28.218        |              | 10                                     | <b>1'44.011</b>   |               |               |               |               |                       |              |       |
| 15                                      | <b>1'44.006</b> | 23.606        | 25.809        | <b>28.231</b> | 26.360        | 248.4        | 11                                     | <b>1'42.815</b>   |               |               |               |               |                       |              |       |
| 16                                      | <b>1'40.471</b> | 23.631        | <b>22.411</b> | 28.357        | <b>26.072</b> | 249.3        | 12                                     | <b>1'43.381</b>   |               |               |               |               |                       |              |       |
| <b>26th 14</b> <b>Ratthapark WILAIR</b> |                 |               |               |               |               |              | IDEMITSU Honda Te                      |                   | THA           |               |               |               |                       |              |       |
| Runs=3                                  |                 |               |               |               |               |              | Total laps=20                          |                   | Full laps=14  |               |               |               |                       |              |       |
| 1                                       | 2'48.218        | 1'21.144      | 27.106        | 31.194        | 28.774        |              | 13                                     | <b>1'42.766</b>   |               |               |               |               |                       |              |       |
| 2                                       | <b>1'44.207</b> | 24.484        | 23.487        | 29.237        | 26.999        | 248.0        | 14                                     | <b>1'42.279</b>   |               |               |               |               |                       |              |       |
| 3                                       | <b>1'42.682</b> | 23.928        | 23.223        | 28.992        | 26.539        | 250.0        | 15                                     | <b>1'42.329</b>   |               |               |               |               |                       |              |       |
| 4                                       | <b>1'42.870</b> | 23.798        | 23.590        | 28.775        | 26.707        | 248.9        | 16                                     | <b>1'42.172</b>   |               |               |               |               |                       |              |       |
| 5                                       | <b>1'42.407</b> | 23.692        | 23.097        | 28.942        | 26.676        | 249.3        | 17                                     | <b>1'41.557</b>   |               |               |               |               |                       |              |       |
| 6                                       | <b>1'43.039</b> | 23.867        | 23.156        | 29.061        | 26.955        | 249.1        | 18                                     | <b>1'43.215</b>   |               |               |               |               |                       |              |       |
| 7                                       | <b>1'50.048</b> | 23.879        | 23.489        | 34.399        | 28.281        | 249.3        | 19                                     | <b>1'41.078</b>   |               |               |               |               |                       |              |       |
| 8                                       | <b>1'40.763</b> | <b>23.428</b> | <b>22.641</b> | 28.409        | 26.285        | 249.4        | 20                                     | <b>1'41.186</b>   |               |               |               |               |                       |              |       |
| 9                                       | 2'02.207 P      | 28.236        | 29.478        | 30.566        | 33.927        | 247.7        | 21                                     | <b>1'52.310</b>   |               |               |               |               |                       |              |       |
| 10                                      | 7'14.625        | 5'47.983      | 25.455        | 33.336        | 27.851        |              | <b>29th 33</b> <b>Alessandro TONUC</b> |                   |               |               |               |               | Tasca Racing Scuderi  | ITA          |       |
| 11                                      | <b>1'44.301</b> | 24.000        | 23.488        | 29.551        | 27.262        | 248.3        | Runs=2                                 |                   |               |               |               |               | Total laps=10         | Full laps=6  |       |
| 12                                      | <b>1'41.673</b> | 23.706        | 22.983        | 28.694        | 26.290        | 249.5        | 1                                      | 2'25.911          | 1'01.712      | 25.438        | 30.440        | 28.321        |                       |              |       |
| 13                                      | <b>1'41.372</b> | 24.010        | 22.743        | 28.403        | 26.216        | <b>251.8</b> | 2                                      | <b>1'48.488</b>   | 24.297        | 27.199        | 29.299        | 27.693        | 248.8                 |              |       |
| 14                                      | <b>1'50.539</b> | 23.784        | 26.243        | 33.344        | 27.168        | 250.6        | 3                                      | <b>1'43.388</b>   | 24.172        | 23.294        | 28.959        | 26.963        | 252.2                 |              |       |
| 15                                      | <b>1'42.523</b> | 23.726        | 23.377        | 28.873        | 26.547        | 248.8        | 4                                      | <b>1'42.589</b>   | 23.746        | 23.140        | 28.658        | 27.045        | 252.3                 |              |       |
| 16                                      | 1'58.524 P      | 26.869        | 27.708        | 31.437        | 32.510        | 248.4        | 5                                      | <b>1'41.466</b>   | 23.489        | 22.777        | 28.555        | 26.645        | 251.0                 |              |       |
| 17                                      | 5'15.461        | 3'47.477      | 26.453        | 33.794        | 27.737        |              | 6                                      | 1'41.297          | 23.810        | <b>22.656</b> | <b>28.407</b> | <b>26.424</b> | <b>253.8</b>          |              |       |
| 18                                      | <b>1'59.237</b> | 24.224        | 25.836        | 34.320        | 34.857        | 248.2        | unfinished                             |                   |               |               |               |               | <b>23.350</b>         | 23.148       | 252.7 |
|   |                 |               |               |               |               |              | 7                                      | 31'55.076         |               | 27.008        | 32.309        | 30.664        |                       |              |       |
|   |                 |               |               |               |               |              | 8                                      | <b>1'49.138</b>   | 27.850        | 24.421        | 29.407        | 27.460        | 247.8                 |              |       |
|   |                 |               |               |               |               |              | 9                                      | <b>1'43.480</b>   | 23.955        | 23.393        | 29.097        | 27.035        | 248.9                 |              |       |

**Fastest Lap:** Simone CORSI Speed Up Racing ITA **1'37.903** 22.745 22.059 27.603 25.496

These data/results cannot be reproduced, stored and/or transmitted in whole or in part by any manner of electronic, mechanical, photocopying, recording, broadcasting or otherwise now known or herein after developed without the previous express consent by the copyright owner, except for reproduction in daily press and regular printed publications on sale to the public within 60 days of the event related to those data/results and always provided that copyright symbol appears together as follows below.  
© DORNA, 2016





Results and timing service provided by **TISSOT**

# Moto2

## MONSTER ENERGY GRAND PRIX DE FRANCE

### Free Practice Nr. 1

### Best Partial Times

*IT* Ideal Lap Time, sum of the best partial times

*BT* Best Lap Time


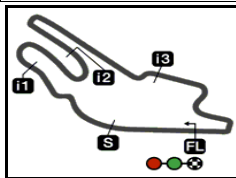
| <i>T1</i> |               | <i>T2</i> |               | <i>T3</i> |               | <i>T4</i> |               |        |     | <i>IT</i>    | <i>BT</i> |               |
|-----------|---------------|-----------|---------------|-----------|---------------|-----------|---------------|--------|-----|--------------|-----------|---------------|
| Pos       | Rider         | Time      | Rider         | Time      | Rider         | Time      | Rider         | Time   | Pos | Rider        |           |               |
| 1         | A.RINS        | 22.708    | J.FOLGER      | 21.945    | J.FOLGER      | 27.551    | T.LUTHI       | 25.495 | 1   | J.FOLGER     | 1'37.796  | 1'38.024 (3)  |
| 2         | T.LUTHI       | 22.722    | A.RINS        | 21.991    | S.CORSI       | 27.603    | S.CORSI       | 25.496 | 2   | T.LUTHI      | 1'37.855  | 1'38.039 (4)  |
| 3         | F.MORBIDELLI  | 22.733    | T.LUTHI       | 21.997    | J.ZARCO       | 27.608    | J.FOLGER      | 25.507 | 3   | S.CORSI      | 1'37.903  | 1'37.903 (1)  |
| 4         | S.CORSI       | 22.745    | L.BALDASSARRI | 22.019    | F.MORBIDELLI  | 27.626    | A.RINS        | 25.515 | 4   | A.RINS       | 1'37.905  | 1'37.932 (2)  |
| 5         | J.FOLGER      | 22.793    | J.ZARCO       | 22.031    | T.LUTHI       | 27.641    | S.LOWES       | 25.547 | 5   | L.BALDASSAR  | 1'38.069  | 1'38.179 (5)  |
| 6         | L.BALDASSARRI | 22.817    | S.CORSI       | 22.059    | L.BALDASSARRI | 27.664    | L.BALDASSARRI | 25.569 | 6   | J.ZARCO      | 1'38.089  | 1'38.223 (6)  |
| 7         | T.NAKAGAMI    | 22.822    | M.OLIVEIRA    | 22.065    | A.RINS        | 27.691    | J.ZARCO       | 25.623 | 7   | F.MORBIDELLI | 1'38.185  | 1'38.516 (7)  |
| 8         | J.ZARCO       | 22.827    | S.LOWES       | 22.134    | L.SALOM       | 27.693    | F.MORBIDELLI  | 25.690 | 8   | S.LOWES      | 1'38.347  | 1'38.646 (8)  |
| 9         | S.LOWES       | 22.853    | F.MORBIDELLI  | 22.136    | T.NAKAGAMI    | 27.777    | M.OLIVEIRA    | 25.706 | 9   | M.OLIVEIRA   | 1'38.587  | 1'38.696 (10) |
| 10        | J.SIMON       | 22.859    | H.SYHRIN      | 22.258    | A.MARQUEZ     | 27.782    | T.NAKAGAMI    | 25.762 | 10  | T.NAKAGAMI   | 1'38.669  | 1'38.687 (9)  |
| 11        | H.SYHRIN      | 22.916    | M.SCHROTTER   | 22.260    | J.SIMON       | 27.796    | H.SYHRIN      | 25.805 | 11  | J.SIMON      | 1'38.831  | 1'38.854 (11) |
| 12        | M.OLIVEIRA    | 22.947    | L.SALOM       | 22.278    | S.LOWES       | 27.813    | M.SCHROTTER   | 25.835 | 12  | H.SYHRIN     | 1'38.880  | 1'39.171 (13) |
| 13        | X.SIMEON      | 22.982    | J.SIMON       | 22.288    | D.KENT        | 27.845    | D.KENT        | 25.863 | 13  | A.MARQUEZ    | 1'38.970  | 1'39.116 (12) |
| 14        | A.PONS        | 22.983    | T.NAKAGAMI    | 22.308    | M.OLIVEIRA    | 27.869    | A.MARQUEZ     | 25.883 | 14  | M.SCHROTTE   | 1'39.025  | 1'39.443 (17) |
| 15        | A.MARQUEZ     | 22.983    | A.MARQUEZ     | 22.322    | H.SYHRIN      | 27.901    | J.SIMON       | 25.888 | 15  | L.SALOM      | 1'39.053  | 1'39.362 (16) |
| 16        | M.SCHROTTER   | 22.992    | X.SIMEON      | 22.323    | A.PONS        | 27.918    | X.SIMEON      | 25.937 | 16  | D.KENT       | 1'39.079  | 1'39.268 (14) |
| 17        | L.MARINI      | 23.023    | D.KENT        | 22.340    | L.MARINI      | 27.927    | S.CORTESE     | 25.963 | 17  | X.SIMEON     | 1'39.228  | 1'39.350 (15) |
| 18        | D.KENT        | 23.031    | R.MULHAUSER   | 22.357    | M.SCHROTTER   | 27.938    | L.SALOM       | 25.993 | 18  | A.PONS       | 1'39.389  | 1'39.538 (19) |
| 19        | J.RAFFIN      | 23.070    | J.RAFFIN      | 22.382    | D.AEGERTER    | 27.958    | A.PONS        | 26.000 | 19  | L.MARINI     | 1'39.408  | 1'39.457 (18) |
| 20        | L.SALOM       | 23.089    | I.VIÑALES     | 22.411    | X.SIMEON      | 27.986    | L.MARINI      | 26.012 | 20  | J.RAFFIN     | 1'39.715  | 1'39.853 (21) |
| 21        | D.AEGERTER    | 23.153    | L.MARINI      | 22.446    | X.VIERGE      | 28.003    | I.VIÑALES     | 26.072 | 21  | D.AEGERTER   | 1'39.744  | 1'39.831 (20) |
| 22        | X.VIERGE      | 23.160    | A.PONS        | 22.488    | S.CORTESE     | 28.057    | R.MULHAUSER   | 26.072 | 22  | S.CORTESE    | 1'39.765  | 1'39.904 (22) |
| 23        | R.MULHAUSER   | 23.194    | S.CORTESE     | 22.498    | J.RAFFIN      | 28.096    | D.AEGERTER    | 26.095 | 23  | R.MULHAUSE   | 1'39.816  | 1'39.921 (23) |
| 24        | S.CORTESE     | 23.247    | D.AEGERTER    | 22.538    | R.MULHAUSER   | 28.193    | R.WILAIROT    | 26.128 | 24  | X.VIERGE     | 1'39.910  | 1'40.159 (24) |

These data/results cannot be reproduced, stored and/or transmitted in whole or in part by any manner of electronic, mechanical, photocopying, recording, broadcasting or otherwise now known or herein after developed without the previous express consent by the copyright owner, except for reproduction in daily press and regular printed publications on sale to the public within 60 days of the event related to those data/results and always provided that copyright symbol appears together as follows below.  
© DORNA, 2016

Official MotoGP Timing by **TISSOT**  
www.motogp.com



Le Mans

Results and timing service provided by  **TISSOT**

4185 m.

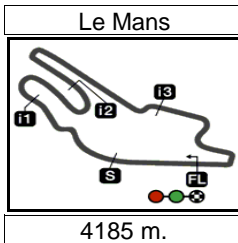
**MONSTER ENERGY GRAND PRIX DE FRANCE****Free Practice Nr. 1****Best Partial Times****Moto2***IT* Ideal Lap Time, sum of the best partial times*BT* Best Lap Time

| <b>T1</b>  |                  |               | <b>T2</b>        |               |                   | <b>T3</b>     |                  |               | <b>T4</b>  |                   |           |           |      |
|------------|------------------|---------------|------------------|---------------|-------------------|---------------|------------------|---------------|------------|-------------------|-----------|-----------|------|
| <i>Pos</i> | <i>Rider</i>     | <i>Time</i>   | <i>Rider</i>     | <i>Time</i>   | <i>Rider</i>      | <i>Time</i>   | <i>Rider</i>     | <i>Time</i>   | <i>Pos</i> | <i>Rider</i>      | <i>IT</i> | <i>BT</i> |      |
| 25         | M.PASINI         | 23.295        | M.PASINI         | 22.563        | I.VIÑALES         | 28.231        | J.RAFFIN         | 26.167        | 25         | <b>I.VIÑALES</b>  | 1'40.199  | 1'40.471  | (25) |
| 26         | <b>A.TONUCCI</b> | <b>23.350</b> | <b>X.VIERGE</b>  | <b>22.575</b> | <b>R.WILAIROT</b> | <b>28.288</b> | <b>X.VIERGE</b>  | <b>26.172</b> | 26         | <b>M.PASINI</b>   | 1'40.385  | 1'40.783  | (27) |
| 27         | R.WILAIROT       | 23.428        | R.WILAIROT       | 22.641        | M.PASINI          | 28.327        | M.PASINI         | 26.200        | 27         | <b>R.WILAIROT</b> | 1'40.485  | 1'40.606  | (26) |
| 28         | <b>I.VIÑALES</b> | <b>23.485</b> | <b>A.TONUCCI</b> | <b>22.656</b> | <b>A.TONUCCI</b>  | <b>28.407</b> | <b>A.TONUCCI</b> | <b>26.424</b> | 28         | <b>A.TONUCCI</b>  | 1'40.837  | 1'41.297  | (29) |
| 29         | D.ESLICK         | 24.284        | D.ESLICK         | 23.408        | D.ESLICK          | 29.558        | D.ESLICK         | 27.303        | 29         | <b>D.ESLICK</b>   |           | 1'41.078  | (28) |

These data/results cannot be reproduced, stored and/or transmitted in whole or in part by any manner of electronic, mechanical, photocopying, recording, broadcasting or otherwise now known or herein after developed without the previous express consent by the copyright owner, except for reproduction in daily press and regular printed publications on sale to the public within 60 days of the event related to those data/results and always provided that copyright symbol appears together as follows below.  
© DORNA, 2016

Official MotoGP Timing by **TISSOT**  
www.motogp.com






Results and timing service provided by **TISSOT**

**Moto2**

**MONSTER ENERGY GRAND PRIX DE FRANCE**

**Free Practice Nr. 1**

**Fastest Laps Sequence**

| <i>Practice Time</i> |  <i>Rider</i> | <i>Nation</i> | <i>Motorcycle</i> | <i>Time</i>     | <i>Km/h</i> | <i>Rider's Lap</i> |
|----------------------|--|---------------|-------------------|-----------------|-------------|--------------------|
| <b>3'51.627</b>      | 77 <b>Dominique AEGERTER</b>   | SWI           | KALEX             | <b>1'42.575</b> | 146.8       | 2                  |
| <b>4'09.867</b>      | 40 <b>Alex RINS</b>  | SPA           | KALEX             | <b>1'41.597</b> | 148.2       | 2                  |
| <b>4'10.946</b>      | 24 <b>Simone CORSI</b>   | ITA           | SPEED UP          | <b>1'41.451</b> | 148.5       | 2                  |
| <b>4'20.670</b>      | 60 <b>Julian SIMON</b>   | SPA           | SPEED UP          | <b>1'41.069</b> | 149.0       | 2                  |
| <b>4'24.924</b>      | 12 <b>Thomas LUTHI</b>   | SWI           | KALEX             | <b>1'40.305</b> | 150.2       | 2                  |
| <b>4'57.618</b>      | 94 <b>Jonas FOLGER</b>   | GER           | KALEX             | <b>1'39.938</b> | 150.7       | 2                  |
| <b>6'04.606</b>      | 12 <b>Thomas LUTHI</b>   | SWI           | KALEX             | <b>1'39.682</b> | 151.1       | 3                  |
| <b>6'33.722</b>      | 5 <b>Johann ZARCO</b>  | FRA           | KALEX             | <b>1'39.572</b> | 151.3       | 3                  |
| <b>6'35.952</b>      | 94 <b>Jonas FOLGER</b>   | GER           | KALEX             | <b>1'38.334</b> | 153.2       | 3                  |
| <b>9'52.510</b>      | 94 <b>Jonas FOLGER</b>   | GER           | KALEX             | <b>1'38.024</b> | 153.6       | 5                  |
| <b>42'14.151</b>     | 24 <b>Simone CORSI</b>   | ITA           | SPEED UP          | <b>1'37.903</b> | 153.8       | 19                 |

These data/results cannot be reproduced, stored and/or transmitted in whole or in part by any manner of electronic, mechanical, photocopying, recording, broadcasting or otherwise now known or herein after developed without the previous express consent by the copyright owner, except for reproduction in daily press and regular printed publications on sale to the public within 60 days of the event related to those data/results and always provided that copyright symbol appears together as follows below.

© DORNA, 2016

Official MotoGP Timing by **TISSOT**  
www.motogp.com

**Le Mans, Friday, May 06, 2016**

