

4185 m.

MONSTER ENERGY GRAND PRIX DE FRANCE

Warm Up
Classification

25



	<i>Rider</i>	<i>Nation</i>	<i>Team</i>	<i>Motorcycle</i>	<i>Time</i>	<i>Lap Total</i>	<i>Gap</i>	<i>Top Speed</i>
1	9 Jorge NAVARRO	SPA	Estrella Galicia 0,0	HONDA	1'43.499	11 11		212.5
2	44 Aron CANET	SPA	Estrella Galicia 0,0	HONDA	1'43.508	11 11	0.009 0.009	216.4
3	84 Jakub KORNFEIL	CZE	Drive M7 SIC Racing Team	HONDA	1'43.992	9 11	0.493 0.484	217.7
4	23 Niccolò ANTONELLI	ITA	Ongetta-Rivacold	HONDA	1'44.017	8 11	0.518 0.025	215.6
5	20 Fabio QUARTARARO	FRA	Leopard Racing	KTM	1'44.020	7 11	0.521 0.003	215.3
6	55 Andrea LOCATELLI	ITA	Leopard Racing	KTM	1'44.042	9 11	0.543 0.022	214.4
7	16 Andrea MIGNO	ITA	SKY Racing Team VR46	KTM	1'44.074	11 11	0.575 0.032	214.9
8	65 Philipp OETTL	GER	Schedl GP Racing	KTM	1'44.147	11 11	0.648 0.073	213.5
9	95 Jules DANILO	FRA	Ongetta-Rivacold	HONDA	1'44.298	9 11	0.799 0.151	218.2
10	76 Hiroki ONO	JPN	Honda Team Asia	HONDA	1'44.314	11 11	0.815 0.016	216.9
11	41 Brad BINDER	RSA	Red Bull KTM Ajo	KTM	1'44.370	8 8	0.871 0.056	215.6
12	11 Livio LOI	BEL	RW Racing GP BV	HONDA	1'44.389	11 11	0.890 0.019	216.8
13	5 Romano FENATI	ITA	SKY Racing Team VR46	KTM	1'44.416	9 9	0.917 0.027	212.5
14	19 Gabriel RODRIGO	ARG	RBA Racing Team	KTM	1'44.451	8 10	0.952 0.035	215.4
15	7 Adam NORRODIN	MAL	Drive M7 SIC Racing Team	HONDA	1'44.456	9 11	0.957 0.005	217.8
16	88 Jorge MARTIN	SPA	ASPAR Mahindra Team Moto3	MAHINDRA	1'44.504	11 11	1.005 0.048	208.7
17	8 Nicolo BULEGA	ITA	SKY Racing Team VR46	KTM	1'44.543	9 11	1.044 0.039	213.9
18	58 Juanfran GUEVARA	SPA	RBA Racing Team	KTM	1'44.578	7 9	1.079 0.035	215.6
19	6 Maria HERRERA	SPA	MH6 Team	KTM	1'44.610	11 11	1.111 0.032	215.0
20	21 Francesco BAGNAIA	ITA	ASPAR Mahindra Team Moto3	MAHINDRA	1'44.617	11 11	1.118 0.007	212.2
21	64 Bo BENDSNEYDER	NED	Red Bull KTM Ajo	KTM	1'44.646	7 11	1.147 0.029	211.5
22	4 Fabio DI GIANNANTONIO	ITA	Gresini Racing Moto3	HONDA	1'44.749	11 11	1.250 0.103	213.2
23	89 Khairul Idham PAWI	MAL	Honda Team Asia	HONDA	1'44.780	11 11	1.281 0.031	213.9
24	43 Stefano VALTULINI	ITA	3570 Team Italia	MAHINDRA	1'45.171	9 11	1.672 0.391	214.2
25	40 Darryn BINDER	RSA	Platinum Bay Real Estate	MAHINDRA	1'45.223	7 11	1.724 0.052	214.3
26	17 John MCPHEE	GBR	Peugeot MC Saxoprint	PEUGEOT	1'45.243	8 8	1.744 0.020	210.9
27	10 Alexis MASBOU	FRA	Peugeot MC Saxoprint	PEUGEOT	1'45.310	6 11	1.811 0.067	209.2
28	98 Karel HANIKA	CZE	Platinum Bay Real Estate	MAHINDRA	1'45.410	11 11	1.911 0.100	207.4
29	24 Tatsuki SUZUKI	JPN	CIP-Unicom Starker	MAHINDRA	1'45.469	5 9	1.970 0.059	211.4
30	36 Joan MIR	SPA	Leopard Racing	KTM	1'45.526	8 10	2.027 0.057	213.0
31	3 Fabio SPIRANELLI	ITA	CIP-Unicom Starker	MAHINDRA	1'45.876	11 11	2.377 0.350	211.4
32	77 Lorenzo PETRARCA	ITA	3570 Team Italia	MAHINDRA	1'46.163	9 11	2.664 0.287	207.2
33	99 Enzo BOULOM	FRA	Proccercasa - 42 Motorsport	KTM	1'46.232	4 7	2.733 0.069	207.8

Practice condition: Dry

Air: 16°

Humidity: 59%

Ground: 16°

Fastest Lap:	Lap: 11	Jorge NAVARRO	1'43.499	145.5 Km/h
Circuit Record Lap:	2015	Enea BASTIANINI	1'42.525	146.9 Km/h
Circuit Best Lap:	2014	Efren VAZQUEZ	1'42.491	146.9 Km/h

The results are provisional until the end of the limit for protest and appeals.

Time limit for protest expires 30' after publication of the results - Mr. Time:

These data/results cannot be reproduced, stored and/or transmitted in whole or in part by any manner of electronic, mechanical, photocopying, recording, broadcasting or otherwise now known or herein after developed without the previous express consent by the copyright owner, except for reproduction in daily press and regular printed publications on sale to the public within 60 days of the event related to those data/results and always provided that copyright symbol appears together as follows below.

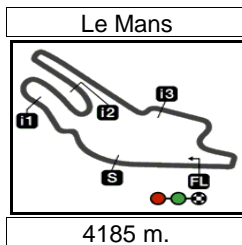
© DORNA, 2016

Official MotoGP Timing by TISSOT
www.motogp.com

Le Mans, Sunday, May 08, 2016

moto3





Results and timing service provided by **TISSOT**

Moto3

MONSTER ENERGY GRAND PRIX DE FRANCE

Warm Up

Top Speed & Average

26



Rider	Nation	Motorcycle	Top 5 speeds					Average	Top
95 Jules DANILO	FRA	HONDA	218.2	213.8	213.4	212.8	212.5	214.1	218.2
7 Adam NORRODIN	MAL	HONDA	217.8	216.5	216.0	215.3	214.8	216.1	217.8
84 Jakub KORNFEIL	CZE	HONDA	217.7	216.0	214.9	214.1	214.0	215.3	217.7
76 Hiroki ONO	JPN	HONDA	216.9	216.0	215.3	213.6	213.5	214.8	216.9
11 Livio LOI	BEL	HONDA	216.8	212.0	211.3	211.1	210.8	212.4	216.8
44 Aron CANET	SPA	HONDA	216.4	211.8	211.0	210.5	210.4	212.0	216.4
41 Brad BINDER	RSA	KTM	215.6	211.1	210.9	210.1	208.5	211.2	215.6
23 Niccolò ANTONELLI	ITA	HONDA	215.6	215.5	213.2	211.7	211.5	213.5	215.6
58 Juanfran GUEVARA	SPA	KTM	215.6	214.6	213.4	212.8	211.8	213.6	215.6
19 Gabriel RODRIGO	ARG	KTM	215.4	213.9	213.7	213.1	213.0	213.8	215.4
20 Fabio QUARTARARO	FRA	KTM	215.3	214.9	212.0	211.8	210.6	212.9	215.3
6 Maria HERRERA	SPA	KTM	215.0	213.1	212.8	212.7	212.5	213.2	215.0
16 Andrea MIGNO	ITA	KTM	214.9	214.7	213.0	212.8	212.8	213.6	214.9
55 Andrea LOCATELLI	ITA	KTM	214.4	213.9	212.9	211.7	211.5	212.9	214.4
40 Darryn BINDER	RSA	MAHINDRA	214.3	213.7	213.6	212.9	211.3	213.2	214.3
43 Stefano VALTULINI	ITA	MAHINDRA	214.2	211.5	210.9	210.6	209.2	211.3	214.2
8 Nicolo BULEGA	ITA	KTM	213.9	213.6	212.9	212.9	211.9	213.0	213.9
89 Khairul Idham PAWI	MAL	HONDA	213.9	213.2	212.4	212.3	211.8	212.7	213.9
65 Philipp OETTL	GER	KTM	213.5	211.3	211.0	210.8	210.3	211.4	213.5
4 Fabio DI GIANNANTONIO	ITA	HONDA	213.2	212.8	211.5	209.5	209.1	211.2	213.2
36 Joan MIR	SPA	KTM	213.0	211.0	210.4	209.2	209.1	210.5	213.0
5 Romano FENATI	ITA	KTM	212.5	212.5	211.6	210.5	208.4	211.1	212.5
9 Jorge NAVARRO	SPA	HONDA	212.5	211.5	211.3	210.6	210.4	211.3	212.5
21 Francesco BAGNAIA	ITA	MAHINDRA	212.2	212.0	211.4	210.9	210.8	211.5	212.2
64 Bo BENDSNEYDER	NED	KTM	211.5	209.6	208.8	208.6	208.4	209.2	211.5
24 Tatsuki SUZUKI	JPN	MAHINDRA	211.4	211.3	211.2	211.1	210.1	211.0	211.4
3 Fabio SPIRANELLI	ITA	MAHINDRA	211.4	210.4	209.6	208.5	207.1	209.4	211.4
17 John MCPHEE	GBR	PEUGEOT	210.9	210.8	210.5	207.0	206.9	209.2	210.9
10 Alexis MASBOU	FRA	PEUGEOT	209.2	208.9	208.0	208.0	207.6	208.3	209.2
88 Jorge MARTIN	SPA	MAHINDRA	208.7	208.4	208.3	206.9	206.9	207.8	208.7
99 Enzo BOULOM	FRA	KTM	207.8	207.1	206.8	206.8	206.6	207.0	207.8
98 Karel HANIKA	CZE	MAHINDRA	207.4	207.2	207.0	206.3	205.2	206.4	207.4
77 Lorenzo PETRARCA	ITA	MAHINDRA	207.2	207.2	207.0	206.9	206.6	207.0	207.2

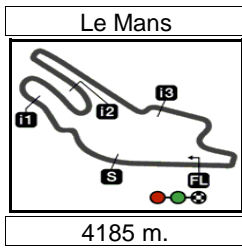
These data/results cannot be reproduced, stored and/or transmitted in whole or in part by any manner of electronic, mechanical, photocopying, recording, broadcasting or otherwise now known or herein after developed without the previous express consent by the copyright owner, except for reproduction in daily press and regular printed publications on sale to the public within 60 days of the event related to those data/results and always provided that copyright symbol appears together as follows below.

© DORNA, 2016

Official MotoGP Timing by **TISSOT**
www.motogp.com



Le Mans, Sunday, May 08, 2016



Results and timing service provided by TISSOT

Moto3

MONSTER ENERGY GRAND PRIX DE FRANCE

Warm Up

Chronological Analysis of Performances

27

* Lap / Sector time cancelled

T1 Time from finish line to 1st intermediate

T3 Time from 2nd intermed. to 3rd intermed.

P Crossing the finish line in pit lane

T2 Time from 1st intermed. to 2nd intermed.

T4 Time from 3rd intermediate to finish line

Lap	Lap Time	T1	T2	T3	T4	Speed	Lap	Lap Time	T1	T2	T3	T4	Speed
1st 9 Jorge NAVARRO Estrella Galicia 0,0 SPA							Runs=1 Total laps=11 Full laps=10						
1	3'19.624	1'54.918	24.599	31.847	28.260		3	1'45.702	25.070	23.264	30.035	27.333	213.2
2	1'45.592	25.101	23.425	30.079	26.987	212.5	4	1'45.121	24.980	23.265	29.870	27.006	215.5
3	1'44.661	24.912	23.150	29.852	26.747	211.3	5	1'44.595	24.966	23.022	29.735	26.872	209.7
4	1'44.712	25.065	23.098	29.808	26.741	208.4	6	1'44.308	24.937	23.002	29.645	26.724	209.4
5	1'44.360	24.994	23.043	29.814	26.509	209.0	7	1'45.293	25.005	23.165	30.057	27.066	210.4
6	1'44.244	24.860	23.092	29.729	26.563	208.9	8	1'44.017	24.832	22.970	29.580	26.635	211.7
7	1'43.962	24.856	22.896	29.694	26.516	209.8	9	1'45.698	24.843	23.025	30.443	27.387	211.5
8	1'43.711	24.688	22.863	29.601	26.559	210.1	10	1'44.082	24.928	22.967	29.566	26.621	210.1
9	1'43.640	24.685	22.891	29.545	26.519	210.4	11	1'44.151	24.894	23.012	29.504	26.741	210.6
10	1'44.181	24.717	22.829	29.524	27.111	211.5							
11	1'43.499	24.618	22.817	29.462	26.602	210.6							
2nd 44 Aron CANET Estrella Galicia 0,0 SPA							Runs=2 Total laps=11 Full laps=8						
1	2'48.085	1'25.939	24.121	30.570	27.455								
2	1'46.144	25.531	23.393	30.171	27.049	206.9							
3	1'50.654 P	25.476	23.506	30.612	31.060	207.0							
4	2'17.093	56.560	23.417	30.064	27.052								
5	1'44.268	24.868	23.028	29.676	26.696	210.4							
6	1'44.043	24.786	22.879	29.673	26.705	211.0							
7	1'44.607	25.002	22.987	29.869	26.749	216.4							
8	1'43.990	24.814	22.927	29.646	26.603	209.9							
9	1'44.017	24.846	22.898	29.675	26.598	210.5							
10	1'43.983	24.859	22.988	29.535	26.601	210.1							
11	1'43.508	24.691	22.792	29.472	26.553	211.8							
3rd 84 Jakub KORNFEIL Drive M7 SIC Racing CZE							Runs=1 Total laps=11 Full laps=10						
1	3'20.823	1'55.702	24.717	31.889	28.515								
2	1'46.695	25.445	23.459	30.337	27.454	213.6							
3	1'46.049	25.145	23.410	30.168	27.326	216.0							
4	1'45.294	25.026	23.081	29.835	27.352	214.1							
5	1'45.072	25.045	23.200	29.795	27.032	212.9							
6	1'47.488	24.839	22.987	30.343	29.319	214.9							
7	1'44.853	24.867	23.030	29.825	27.131	211.9							
8	1'44.550	24.801	23.134	29.643	26.972	212.9							
9	1'43.992	24.689	22.850	29.519	26.934	214.0							
10	1'44.200	24.703	22.955	29.626	26.916	217.7							
11	1'47.799	25.004	23.059	29.718	30.018	210.6							
4th 23 Niccolò ANTONELL Ongetta-Rivacold ITA							Runs=1 Total laps=11 Full laps=10						
1	3'19.952	1'53.224	26.050	32.309	28.369								
2	1'46.013	25.488	23.325	30.069	27.131	215.6							
5th 20 Fabio QUARTARAR Leopard Racing FRA							Runs=1 Total laps=11 Full laps=10						
1	3'22.471	1'56.467	24.730	32.060	29.214								
2	1'45.608	25.155	23.329	30.099	27.025	208.2							
3	1'45.186	24.838	23.441	29.941	26.966	215.3							
4	1'44.529	24.596	23.294	29.747	26.892	214.9							
5	1'44.352	24.834	23.089	29.783	26.646	208.6							
6	1'44.076	24.752	23.048	29.647	26.629	210.6							
7	1'44.020	24.616	23.112	29.545	26.747	212.0							
8	1'44.297	24.801	23.072	29.821	26.603	211.8							
9	1'44.195	24.797	23.000	29.678	26.720	209.0							
10	1'54.269	27.398	25.639	33.445	27.787	208.0							
11	1'44.482 *	24.844	23.091	29.790	26.757 *	209.8							
6th 55 Andrea LOCATELLI Leopard Racing ITA							Runs=1 Total laps=11 Full laps=10						
1	3'21.314	1'56.204	24.768	31.461	28.881								
2	1'45.281	25.055	23.306	29.886	27.034	210.7							
3	1'45.234	24.820	23.107	29.927	27.380	211.4							
4	1'45.208	25.306	23.115	29.800	26.987	209.8							
5	1'44.493	24.804	23.054	29.765	26.870	211.7							
6	1'44.282	25.005	23.006	29.622	26.649	212.9							
7	1'44.236	24.642	23.098	29.719	26.777	214.4							
8	1'45.219	25.318	23.188	29.938	26.775	208.4							
9	1'44.042	24.666	23.047	29.551	26.778	213.9							
10	1'46.445	25.003	23.869	30.683	26.890	210.9							
11	1'44.976	24.859	23.163	29.923	27.031	211.5							
7th 16 Andrea MIGNO SKY Racing Team VR ITA							Runs=1 Total laps=11 Full laps=10						
1	3'02.135	1'39.216	24.000	30.959	27.960								
2	1'47.257	25.323	23.663	30.584	27.687	214.9							
3	1'46.378	25.274	23.557	30.191	27.356	214.7							
4	1'45.574	25.181	23.208	30.063	27.122	212.6							
5	1'52.018 *	29.661	24.896	30.342	27.119 *	208.7							
6	1'53.431 *	25.513	28.436	30.182	29.300 *	209.7							

Fastest Lap: Jorge NAVARRO Estrella Galicia 0,0 SPA **1'43.499** 24.618 22.817 29.462 26.602

These data/results cannot be reproduced, stored and/or transmitted in whole or in part by any manner of electronic, mechanical, photocopying, recording, broadcasting or otherwise now known or herein after developed without the previous express consent by the copyright owner, except for reproduction in daily press and regular printed publications on sale to the public within 60 days of the event related to those data/results and always provided that copyright symbol appears together as follows below.
© DORNA, 2016

Official MotoGP Timing by TISSOT
www.motogp.com

Le Mans, Sunday, May 08, 2016

Page 1 of 5



Warm Up

Moto3

Lap	Lap Time	T1	T2	T3	T4	Speed	Lap	Lap Time	T1	T2	T3	T4	Speed
7	1'45.065	25.008	23.141	29.968	26.948	213.0	7	1'44.658	24.976	22.968	29.822	26.892	215.6
8	1'44.588	24.874	23.062	29.739	26.913	211.7	8	1'44.370	24.966	22.752	29.636	27.016	210.1
9	1'44.617	24.868	22.994	29.775	26.980	211.9							
10	1'44.183 *	24.755	22.948	29.793	26.687*	212.8							
11	1'44.074	24.831	22.974	29.608	26.661	212.8							
8th	65	Philipp OETTL		Schedl GP Racing		GER							
		Runs=1	Total laps=11	Full laps=10									
1	3'01.128	1'38.243	24.315	31.090	27.480								
2	1'51.170	25.562	23.703		213.5								
3	1'45.283	25.096	23.285	29.886	27.016	210.8							
4	1'45.483	25.083	23.220	30.031	27.149	211.3							
5	1'44.969	24.967	23.056	29.825	27.121	210.3							
6	1'45.099	25.107	23.246	29.886	26.860	206.8							
7	1'44.983	25.066	23.069	29.791	27.057	207.9							
8	1'44.246	24.886	22.962	29.705	26.693	208.5							
9	1'44.174	24.911	22.965	29.533	26.765	209.8							
10	1'44.270	24.821	22.988	29.738	26.723	210.1							
11	1'44.147	24.792	22.934	29.647	26.774	211.0							
9th	95	Jules DANILO		Ongetta-Rivacold		FRA							
		Runs=1	Total laps=11	Full laps=10									
1	3'00.704	1'36.228	25.607	31.378	27.491								
2	1'46.113	25.388	23.463	30.052	27.210	213.8							
3	1'45.466	25.202	23.282	29.981	27.001	212.5							
4	1'45.187	25.034	23.197	29.930	27.026	212.8							
5	1'44.875	24.960	23.135	29.895	26.885	211.1							
6	1'44.950	24.993	23.126	29.851	26.980	211.5							
7	1'45.229	24.934	23.160	29.783	27.352	211.3							
8	1'44.824	24.993	23.097	29.844	26.890	211.3							
9	1'44.298	24.741	23.070	29.702	26.785	218.2							
10	1'51.340	31.382	23.455	29.679	26.824	210.2							
11	1'44.383	24.744	23.019	29.636	26.984	213.4							
10th	76	Hiroki ONO		Honda Team Asia		JPN							
		Runs=1	Total laps=11	Full laps=10									
1	3'01.983	1'34.448	28.024	31.593	27.918								
2	1'51.686	25.156	23.572		216.9								
3	1'46.550	25.444	23.461	30.205	27.440	210.1							
4	1'45.395	25.258	23.241	29.733	27.163	210.0							
5	1'44.812	24.935	23.121	29.608	27.148	213.5							
6	1'44.891 *	24.838	23.099	29.818	27.136*	213.6							
7	1'44.819	24.929	23.164	29.761	26.965	212.0							
8	1'47.050	25.728	24.002	30.149	27.171	213.5							
9	1'44.753	25.087	23.074	29.582	27.010	212.1							
10	1'46.927	25.370	23.316	30.423	27.818	215.3							
11	1'44.314	24.812	23.036	29.520	26.946	216.0							
11th	41	Brad BINDER		Red Bull KTM Ajo		RSA							
		Runs=1	Total laps=8	Full laps=7									
1	3'00.443	1'37.422	24.629	30.719	27.673								
2	1'45.936	25.439	23.257	30.100	27.140	208.0							
3	1'45.640	25.352	23.182	30.045	27.061	208.4							
4	1'53.306	32.304	23.888	29.960	27.154	208.5							
5	1'44.405	24.946	22.887	29.678	26.894	210.9							
6	1'44.900 *	24.89*	23.088	29.734	27.181	211.1							
12th	11	Livio LOI		RW Racing GP BV		BEL							
		Runs=1	Total laps=11	Full laps=10									
1	2'52.304	1'29.553	24.321	30.596	27.834								
2	1'46.114	25.169	23.476	30.167	27.302	210.8							
3	1'45.432	24.998	23.338	29.887	27.209	210.7							
4	1'45.044	24.871	23.123	29.879	27.171	216.8							
5	1'49.484	24.997	26.709	30.688	27.090	210.4							
6	1'45.137	24.963	23.148	30.000	27.026	211.3							
7	1'44.865	25.035	23.113	29.822	26.895	209.0							
8	1'48.795	25.349	25.456	30.651	27.339	209.4							
9	1'44.992	25.208	23.202	29.799	26.783	212.0							
10	1'44.443	24.893	22.991	29.805	26.754	211.1							
11	1'44.389	25.069	22.949	29.595	26.776	208.9							
13th	5	Romano FENATI		SKY Racing Team VR		ITA							
		Runs=2	Total laps=9	Full laps=6									
1	3'34.935	2'09.895	24.693	32.704	27.643								
2	1'46.686	25.590	23.613	30.310	27.173	207.0							
3	1'45.852	25.205	23.386	30.161	27.100	208.4							
4	1'50.568 P	25.742	23.852	30.857	30.117	208.3							
5	4'36.884	3'15.315	24.389	30.055	27.125								
6	1'45.260	25.225	23.230	29.820	26.985	212.5							
7	1'44.737	24.965	23.159	29.718	26.895	210.5							
8	1'45.009	25.000	23.237	29.877	26.895	211.6							
9	1'44.416	24.866	23.094	29.632	26.824	212.5							
14th	19	Gabriel RODRIGO		RBA Racing Team		ARG							
		Runs=2	Total laps=10	Full laps=7									
1	3'35.324	2'10.070	24.713	32.868	27.673								
2	1'46.567	25.505	23.518	30.330	27.214	208.9							
3	1'45.859	25.212	23.312	30.203	27.132	210.6							
4	1'51.338 P	25.664	23.991	31.031	30.652	210.8							
5	3'10.897	1'47.978	24.249	30.746	27.924								
6	1'45.348	25.023	23.212	30.161	26.952	215.4							
7	1'44.730	24.941	23.167	29.853	26.769	213.0							
8	1'44.451	24.866	22.912	29.790	26.883	213.1							
9	1'44.896	24.932	23.195	29.856	26.913	213.7							
10	1'44.917	25.043	23.071	29.784	27.019	213.9							
15th	7	Adam NORRODIN		Drive M7 SIC Racing		MAL							
		Runs=1	Total laps=11	Full laps=10									
1	3'20.172	1'55.957	24.738	31.272	28.205								
2	1'46.850	25.595	23.521	30.175	27.559	214.2							
3	1'45.560	25.173	23.273	29.929	27.185	213.6							
4	1'46.209	25.171	23.212	30.181	27.645	211.6							
5	1'45.370	25.006	23.224	30.030	27.110	213.3							
6	1'46.022	25.044	23.192	30.054	27.732	214.8							
7	1'45.465	25.261	23.217	29.926	27.061	213.2							
8	1'44.615	24.829	23.182	29.763	26.841	217.8							
9	1'44.456	24.838	22.992	29.678	26.948	215.3							
10	1'44.846	25.037	23.040	29.814	26.955	216.0							
11	1'44.933	25.018	23.124	29.719	27.072	216.5							

Fastest Lap: Jorge NAVARRO Estrella Galicia 0,0 SPA 1'43.499 24.618 22.817 29.462 26.602

These data/results cannot be reproduced, stored and/or transmitted in whole or in part by any manner of electronic, mechanical, photocopying, recording, broadcasting or otherwise now known or herein after developed without the previous express consent by the copyright owner, except for reproduction in daily press and regular printed publications on sale to the public within 60 days of the event related to those data/results and always provided that copyright symbol appears together as follows below.
© DORNA, 2016



Warm Up

Moto3

Lap	Lap Time	T1	T2	T3	T4	Speed	Lap	Lap Time	T1	T2	T3	T4	Speed	
16th	88	Jorge MARTIN ASPAR Mahindra Tea SPA						1	2'49.476	1'26.842	24.111	30.574	27.949	
		Runs=1	Total laps=11	Full laps=10			2	1'46.772	25.459	23.522	30.288	27.503	207.0	
1	2'48.523	1'26.215	24.169	30.471	27.668		3	1'46.467	25.280	23.459	30.328	27.400	206.4	
2	1'46.436	25.431	23.506	30.319	27.180	205.4	4	1'46.028	25.262	23.353	30.254	27.159	205.4	
3	1'48.460	25.477	24.712	30.421	27.850	204.9	5	1'49.238 *	25.224	26.437	30.383	27.194*	205.3	
4	1'46.291	25.501	23.345	30.281	27.164	205.3	6	1'45.712	25.104	23.262	30.243	27.103	206.6	
5	1'45.659	24.947	23.401	30.369	26.942	208.7	7	1'44.792	24.996	23.150	29.860	26.786	210.8	
6	1'49.152	25.368	23.592	30.729	29.463	206.5	8	1'51.889	24.922	26.452	33.434	27.081	212.2	
7	1'44.914	25.055	23.178	29.583	27.098	208.4	9	1'44.890	25.030	23.078	29.904	26.878	210.9	
8	1'47.271	24.575	23.825	31.209	27.662	206.9	10	1'44.853	24.861	23.242	29.875	26.875	212.0	
9	1'45.716	25.235	23.422	30.170	26.889	203.1	11	1'44.617	24.831	23.099	29.789	26.898	211.4	
10	1'44.519	24.820	23.019	29.894	26.786	208.3								
11	1'44.504	24.881	23.047	29.807	26.769	206.9								
17th	8	Nicolo BULEGA SKY Racing Team VR ITA						1	2'50.413	1'27.533	24.284	30.785	27.811	
		Runs=1	Total laps=11	Full laps=10			2	1'47.029	25.538	23.715	30.419	27.357	205.6	
1	3'20.406	1'55.598	25.014	31.579	28.215		3	1'46.241	25.250	23.363	30.338	27.290	206.9	
2	1'46.886	25.594	23.563	30.266	27.463	213.6	4	1'45.855	25.365	23.391	30.008	27.091	211.5	
3	1'45.848	25.268	23.448	29.956	27.176	213.9	5	1'45.525	25.014	23.274	30.149	27.088	208.8	
4	1'45.519	25.135	23.308	29.812	27.264	211.8	6	1'49.141	27.228	24.575	30.169	27.169	205.1	
5	1'45.174	24.944	23.236	29.887	27.107	211.9	7	1'44.646	24.949	23.050	29.811	26.836	208.6	
6	1'45.812	25.119	23.235	30.050	27.408	210.2	8	1'49.705	24.953	24.348	33.322	27.082	209.6	
7	1'45.502	25.037	23.287	29.956	27.222	209.3	9	1'44.905 *	25.025	23.098	29.870	26.912*	208.4	
8	1'44.656	24.882	23.137	29.849	26.788	212.9	10	1'48.401	24.908	23.807	32.496	27.190	208.4	
9	1'44.543	24.819	23.024	29.765	26.935	211.7	11	1'44.834	24.973	23.070	29.904	26.887	208.3	
10	1'44.908	24.848	23.116	29.685	27.259	210.7								
11	1'44.858	24.902	23.076	29.734	27.146	212.9								
18th	58	Juanfran GUEVARA RBA Racing Team SPA						1	3'00.930	1'37.589	24.569	31.132	27.640	
		Runs=2	Total laps=9	Full laps=6			2	1'46.975	25.718	23.535	30.137	27.585	209.1	
1	3'19.757	1'50.089	27.668	33.296	28.704		3	1'47.064	25.533	23.498	30.396	27.637	207.2	
2	1'45.926	25.223	23.478	30.012	27.213	214.6	4	1'46.738	25.566	23.451	30.364	27.357	206.8	
3	1'45.581	25.054	23.347	30.006	27.174	213.4	5	1'46.293	25.268	23.323	30.295	27.407	208.2	
4	1'47.206 P	25.240	23.247	30.191	28.528	211.6	6	1'46.338	25.361	23.261	30.152	27.564	205.1	
5	4'57.054	3'34.596	25.327	30.124	27.007		7	1'45.323	24.907	23.217	30.112	27.087	213.2	
6	1'44.963	24.941	23.169	29.920	26.933	212.8	8	1'44.909	24.934	23.020	29.889	27.066	211.5	
7	1'44.578	24.967	23.128	29.717	26.766	211.8	9	1'44.926	24.944	23.048	30.013	26.921	212.8	
8	1'44.636	24.913	23.082	29.836	26.805	215.6	10	1'44.910	25.066	23.088	29.895	26.861	207.8	
9	1'44.820	24.955	23.068	29.950	26.847	211.7	11	1'44.749	24.911	23.098	29.909	26.831	209.5	
19th	6	Maria HERRERA MH6 Team SPA						1	3'02.490	1'38.733	25.034	30.800	27.923	
		Runs=1	Total laps=11	Full laps=10			2	1'46.751	25.451	23.649	30.301	27.350	212.3	
1	3'03.428	1'40.606	24.346	30.713	27.763		3	1'45.783	25.272	23.439	29.835	27.237	212.4	
2	1'47.283	25.510	23.706	30.537	27.530	209.5	4	1'49.003	28.035	23.645	30.057	27.266	209.6	
3	1'46.362	25.295	23.504	30.223	27.340	210.7	5	1'45.234	25.195	23.192	29.915	26.932	210.6	
4	1'46.299	25.158	23.386	30.179	27.576	211.3	6	1'45.221	25.086	23.072	29.873	27.190	211.8	
5	1'45.487	24.987	23.260	30.064	27.176	213.1	7	1'46.343	25.355	23.170	30.006	27.812	213.9	
6	1'45.343	24.953	23.187	30.013	27.190	212.1	8	1'45.278	25.118	23.247	29.824	27.089	211.4	
7	1'45.295	24.903	23.175	30.044	27.173	212.2	9	1'45.418	25.180	23.173	29.848	27.217	210.1	
8	1'44.878	24.969	22.991	29.842	27.076	212.7	10	1'48.485	27.891	23.472	30.002	27.120	210.1	
9	1'45.830	25.239	23.483	30.031	27.077	212.5	11	1'44.780	24.979	23.057	29.642	27.102	213.2	
10	1'44.893	24.851	23.118	29.985	26.939	215.0								
11	1'44.610	24.876	23.089	29.765	26.880	212.8								
20th	21	Francesco BAGNAI ASPAR Mahindra Tea ITA						1	3'02.490	1'38.733	25.034	30.800	27.923	
		Runs=1	Total laps=11	Full laps=10			2	1'46.751	25.451	23.649	30.301	27.350	212.3	
1	3'03.428	1'40.606	24.346	30.713	27.763		3	1'45.783	25.272	23.439	29.835	27.237	212.4	
2	1'47.283	25.510	23.706	30.537	27.530	209.5	4	1'49.003	28.035	23.645	30.057	27.266	209.6	
3	1'46.362	25.295	23.504	30.223	27.340	210.7	5	1'45.234	25.195	23.192	29.915	26.932	210.6	
4	1'46.299	25.158	23.386	30.179	27.576	211.3	6	1'45.221	25.086	23.072	29.873	27.190	211.8	
5	1'45.487	24.987	23.260	30.064	27.176	213.1	7	1'46.343	25.355	23.170	30.006	27.812	213.9	
6	1'45.343	24.953	23.187	30.013	27.190	212.1	8	1'45.278	25.118	23.247	29.824	27.089	211.4	
7	1'45.295	24.903	23.175	30.044	27.173	212.2	9	1'45.418	25.180	23.173	29.848	27.217	210.1	
8	1'44.878	24.969	22.991	29.842	27.076	212.7	10	1'48.485	27.891	23.472	30.002	27.120	210.1	
9	1'45.830	25.239	23.483	30.031	27.077	212.5	11	1'44.780	24.979	23.057	29.642	27.102	213.2	
10	1'44.893	24.851	23.118	29.985	26.939	215.0								
11	1'44.610	24.876	23.089	29.765	26.880	212.8								

Fastest Lap: Jorge NAVARRO Estrella Galicia 0,0 SPA **1'43.499** 24.618 22.817 29.462 26.602

These data/results cannot be reproduced, stored and/or transmitted in whole or in part by any manner of electronic, mechanical, photocopying, recording, broadcasting or otherwise now known or herein after developed without the previous express consent by the copyright owner, except for reproduction in daily press and regular printed publications on sale to the public within 60 days of the event related to those data/results and always provided that copyright symbol appears together as follows below.
© DORNA, 2016

Official MotoGP Timing by TISSOT
www.motogp.com

Le Mans, Sunday, May 08, 2016

Page 3 of 5



Warm Up

Moto3

Lap	Lap Time	T1	T2	T3	T4	Speed	Lap	Lap Time	T1	T2	T3	T4	Speed	
24th	43	Stefano VALTULINI 3570 Team Italia ITA						2	1'47.409	25.664	23.636	30.609	27.500	204.0
		Runs=1			Total laps=11		Full laps=10							
1	3'12.090	1'45.575	26.261	31.970	28.284		3	1'46.303	25.359	23.437	30.305	27.202	206.3	
2	1'52.977	25.912	24.290	34.758	28.017	204.5	4	1'45.764	25.215	23.229	30.105	27.215	207.4	
3	1'46.447	25.341	23.513	30.301	27.292	205.3	5	2'04.404	25.159	23.287	47.923	28.035	207.0	
4	1'46.202 *	25.498	23.412	29.985	27.307*	211.5	6	1'47.065	25.512	23.636	30.523	27.394	204.7	
5	1'45.357	25.234	23.147	29.931	27.045	206.7	7	1'46.568	25.200	23.714	30.389	27.265	205.2	
6	1'46.776	25.127	23.396	30.765	27.488	209.2	8	1'46.042	25.331	23.313	30.311	27.087	204.2	
7	1'45.674	25.327	23.264	30.048	27.035	210.9	9	1'48.488	25.439	23.313	30.355	29.381	203.0	
8	1'45.647	25.072	23.176	29.996	27.403	214.2	10	1'45.656 *	25.181	23.249	30.159	27.067*	207.2	
9	1'45.171	24.953	23.144	29.970	27.104	210.6	11	1'45.410	25.196	23.191	30.044	26.979	205.2	
10	1'46.593	25.121	23.253	30.574	27.645	208.4								
11	1'45.034 *	25.047	23.071	30.010	26.906*	207.0								
25th	40	Darryn BINDER Platinum Bay Real Es RSA												
		Runs=1			Total laps=11		Full laps=10							
1	3'04.011	1'40.081	24.565	30.940	28.425									
2	1'47.645	25.683	23.522	30.476	27.964	209.5								
3	1'46.814	25.564	23.647	30.206	27.397	209.9								
4	1'45.932	25.335	23.412	30.042	27.143	210.3								
5	1'45.638 *	25.111*	23.317	30.126	27.080	212.9								
6	1'45.492	25.109	23.151	30.080	27.152	211.0								
7	1'45.223	24.986	23.234	29.747	27.256	213.7								
8	1'45.630	25.089	23.256	30.094	27.191	211.3								
9	1'45.308	25.174	23.180	29.930	27.024	213.6								
10	1'46.901	25.613	23.547	30.395	27.346	214.3								
11	1'45.640 *	25.317	23.182	29.910	27.231*	208.6								
26th	17	John MCPHEE Peugeot MC Saxoprin GBR												
		Runs=2			Total laps=8		Full laps=5							
1	3'01.837	1'31.559	29.734	32.261	28.283									
2	1'53.979	25.538	23.685			210.8								
3	1'47.434	25.550	23.700	30.565	27.619	206.9								
4	1'50.620 P	25.442	23.814	30.643	30.721	207.0								
5	6'49.746	5'26.637	24.862	30.759	27.488									
6	1'46.314	25.355	23.402	30.352	27.205	206.7								
7	1'49.517	25.005	24.233	31.774	28.505	210.5								
8	1'45.243	24.955	23.182	29.870	27.236	210.9								
27th	10	Alexis MASBOU Peugeot MC Saxoprin FRA												
		Runs=1			Total laps=11		Full laps=10							
1	3'00.374	1'30.305	29.084	32.994	27.991									
2	1'48.346	26.045	23.667	30.681	27.953	205.2								
3	1'47.464	25.730	23.367	31.007	27.360	208.0								
4	1'45.974	25.326	23.302	30.237	27.109	209.2								
5	1'46.265	25.262	23.270	30.128	27.605	208.9								
6	1'45.310	25.227	23.042	30.133	26.908	207.6								
7	2'08.920	25.220	38.530	36.878	28.292	207.0								
8	1'49.734	25.613	23.556	33.267	27.298	206.1								
9	1'45.916	25.353	23.210	30.059	27.294	208.0								
10	1'45.602	25.324	23.184	30.126	26.968	206.2								
11	1'45.560	25.322	23.195	30.077	26.966	205.8								
28th	98	Karel HANIKA Platinum Bay Real Es CZE												
		Runs=1			Total laps=11		Full laps=10							
1	3'06.813	1'42.603	24.985	31.290	27.935									

Fastest Lap: Jorge NAVARRO Estrella Galicia 0,0 SPA **1'43.499** 24.618 22.817 29.462 26.602

These data/results cannot be reproduced, stored and/or transmitted in whole or in part by any manner of electronic, mechanical, photocopying, recording, broadcasting or otherwise now known or herein after developed without the previous express consent by the copyright owner, except for reproduction in daily press and regular printed publications on sale to the public within 60 days of the event related to those data/results and always provided that copyright symbol appears together as follows below.
© DORNA, 2016



Warm Up

Moto3

Lap	Lap Time	T1	T2	T3	T4	Speed	Lap	Lap Time	T1	T2	T3	T4	Speed
5	1'47.092	25.472	23.648	30.547	27.425	204.9							
6	1'47.021	25.693	23.546	30.454	27.328	203.7							
7	1'46.524	25.401	23.448	30.320	27.355	206.0							
8	1'46.576	25.462	23.574	30.266	27.274	204.7							
9	1'46.163	25.272	23.411	30.260	27.220	207.2							
10	1'46.406	25.277	23.432	30.420	27.277	207.2							
11	1'46.346	25.276	23.385	30.361	27.324	206.9							

33rd 99 Enzo BOULOM Procercasa - 42 Motor FRA
 Runs=2 Total laps=7 Full laps=4

1	2'52.174	1'28.506	24.776	31.011	27.881								
2	1'47.309	25.666	23.845	30.305	27.493	206.8							
3	1'46.367	25.515	23.387	30.074	27.391	207.8							
4	1'46.232	25.417	23.459	30.108	27.248	206.8							
5	1'47.601	26.264	23.717	30.290	27.330	206.6							
6	2'26.560 P	25.383	23.299			207.1							
7	8'29.941	7'05.547	24.904	31.750	27.740								

Fastest Lap: Jorge NAVARRO Estrella Galicia 0,0 SPA **1'43.499** 24.618 22.817 29.462 26.602

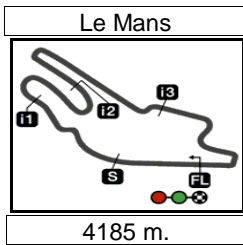
These data/results cannot be reproduced, stored and/or transmitted in whole or in part by any manner of electronic, mechanical, photocopying, recording, broadcasting or otherwise now known or herein after developed without the previous express consent by the copyright owner, except for reproduction in daily press and regular printed publications on sale to the public within 60 days of the event related to those data/results and always provided that copyright symbol appears together as follows below.
 © DORNA, 2016

Official MotoGP Timing by **TISSOT**
 www.motogp.com

Le Mans, Sunday, May 08, 2016

Page 5 of 5





Results and timing service provided by TISSOT

Moto3

MONSTER ENERGY GRAND PRIX DE FRANCE

Official Starting Grid

28

Race : 24 laps = 100.44 km



1	1 1'42.756 23 Niccolò ANTONELLI Honda	2 1'42.823 41 Brad BINDER KTM	3 1'42.825 44 Aron CANET Honda
2	4 1'42.842 9 Jorge NAVARRO Honda	5 1'42.865 5 Romano FENATI KTM	6 1'42.888 8 Nicolo BULEGA KTM
3	7 1'43.084 58 Juanfran GUEVARA KTM	8 1'43.092 20 Fabio QUARTARARO KTM	9 1'43.106 89 Khairul Idham PAWI Honda
4	10 1'43.214 84 Jakob KORNFEL Honda	11 1'43.224 11 Livio LOI Honda	12 1'43.275 24 Tatsuki SUZUKI Mahindra
5	13 1'43.198 4 Fabio DI GIANNANTONIO Honda	14 1'43.330 55 Andrea LOCATELLI KTM	15 1'43.353 10 Alexis MASBOU Peugeot
6	16 1'43.376 76 Hiroki ONO Honda	17 1'43.448 16 Andrea MIGNO KTM	18 1'43.458 65 Philipp OETTL KTM
7	19 1'43.496 21 Francesco BAGNAIA Mahindra	20 1'43.643 19 Gabriel RODRIGO KTM	21 1'43.687 64 Bo BENDSNEYDER KTM
8	22 1'43.725 40 Darryn BINDER Mahindra	23 1'43.732 88 Jorge MARTIN Mahindra	24 1'43.766 36 Joan MIR KTM

FIM MotoGP Stewards grid penalties for riders #4, #6, #98, #99

The results are provisional until the end of the limit for protest and appeals and until the ratification of the Event Management Committee.

Time limit for protest expires 60' at the latest after publication of the results - Mr. Time:

These data/results cannot be reproduced, stored and/or transmitted in whole or in part by any manner of electronic, mechanical, photocopying, recording, broadcasting or otherwise now known or herein after developed without the previous express consent by the copyright owner, except for reproduction in daily press and regular printed publications on sale to the public within 60 days of the event related to those data/results and always provided that copyright symbol appears together as follows below.

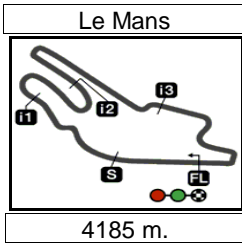
© DORNA, 2016

Official MotoGP Timing by TISSOT
www.motogp.com

Le Mans, Sunday, May 08, 2016

Page 1 of 2





Results and timing service provided by **TISSOT**

Moto3

MONSTER ENERGY GRAND PRIX DE FRANCE

Official Starting Grid

28

Race : 24 laps = 100.44 km

9

25
1'43.767
17 John MCPHEE
Peugeot

26
1'44.056
95 Jules DANILO
Honda

27
1'44.214
43 Stefano VALTULINI
Mahindra

10

28
1'45.207
7 Adam NORRODIN
Honda

29
1'45.526
77 Lorenzo PETRARCA
Mahindra

30
1'43.807
98 Karel HANIKA
Mahindra

11

31
1'45.603
3 Fabio SPIRANELLI
Mahindra

32
1'44.314
99 Enzo BOULOM
KTM

33
1'44.378
6 Maria HERRERA
KTM

FIM MotoGP Stewards grid penalties for riders #4, #6, #98, #99

The results are provisional until the end of the limit for protest and appeals and until the ratification of the Event Management Committee.

Time limit for protest expires 60' at the latest after publication of the results - Mr. Time:

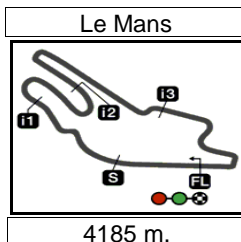
These data/results cannot be reproduced, stored and/or transmitted in whole or in part by any manner of electronic, mechanical, photocopying, recording, broadcasting or otherwise now known or herein after developed without the previous express consent by the copyright owner, except for reproduction in daily press and regular printed publications on sale to the public within 60 days of the event related to those data/results and always provided that copyright symbol appears together as follows below.

© DORNA, 2016

Official MotoGP Timing by **TISSOT**
www.motogp.com

Le Mans, Sunday, May 08, 2016





Results and timing service provided by **TISSOT**

Moto3

MONSTER ENERGY GRAND PRIX DE FRANCE

Warm Up

Best Partial Times

IT Ideal Lap Time, sum of the best partial times

BT Best Lap Time


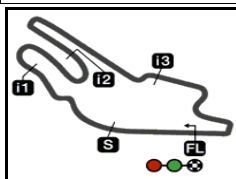
T1		T2		T3		T4				IT		BT	
Pos	Rider	Time	Rider	Time	Rider	Time	Rider	Time	Pos	Rider	IT	BT	
1	J.MARTIN	24.575	B.BINDER	22.752	J.NAVARRO	29.462	J.NAVARRO	26.509	1	J.NAVARRO	1'43.406	1'43.499	(1)
2	F.QUARTARARO	24.596	A.CANET	22.792	A.CANET	29.472	A.CANET	26.553	2	A.CANET	1'43.508	1'43.508	(2)
3	J.NAVARRO	24.618	J.NAVARRO	22.817	N.ANTONELLI	29.504	F.QUARTARARO	26.603	3	F.QUARTARARO	1'43.744	1'44.020	(5)
4	A.LOCATELLI	24.642	J.KORNFEIL	22.850	J.KORNFEIL	29.519	N.ANTONELLI	26.621	4	A.LOCATELLI	1'43.848	1'44.042	(6)
5	J.KORNFEIL	24.689	G.RODRIGO	22.912	H.ONO	29.520	A.LOCATELLI	26.649	5	N.ANTONELLI	1'43.924	1'44.017	(4)
6	A.CANET	24.691	P.OETTL	22.934	P.OETTL	29.533	A.MIGNO	26.661	6	J.MARTIN	1'43.946	1'44.504	(16)
7	J.DANILO	24.741	A.MIGNO	22.948	F.QUARTARARO	29.545	P.OETTL	26.693	7	P.OETTL	1'43.952	1'44.147	(8)
8	A.MIGNO	24.755	L.LOI	22.949	A.LOCATELLI	29.551	L.LOI	26.754	8	A.MIGNO	1'43.972	1'44.074	(7)
9	P.OETTL	24.792	N.ANTONELLI	22.967	J.MARTIN	29.583	J.GUEVARA	26.766	9	J.KORNFEIL	1'43.974	1'43.992	(3)
10	H.ONO	24.812	M.HERRERA	22.991	L.LOI	29.595	G.RODRIGO	26.769	10	L.LOI	1'44.169	1'44.389	(12)
11	N.BULEGA	24.819	A.NORRODIN	22.992	A.MIGNO	29.608	J.MARTIN	26.769	11	J.DANILO	1'44.181	1'44.298	(9)
12	A.NORRODIN	24.829	F.QUARTARARO	23.000	R.FENATI	29.632	J.DANILO	26.785	12	B.BINDER	1'44.226	1'44.370	(11)
13	F.BAGNAIA	24.831	A.LOCATELLI	23.006	B.BINDER	29.636	F.BAGNAIA	26.786	13	H.ONO	1'44.314	1'44.314	(10)
14	N.ANTONELLI	24.832	J.MARTIN	23.019	J.DANILO	29.636	N.BULEGA	26.788	14	N.BULEGA	1'44.316	1'44.543	(17)
15	M.HERRERA	24.851	J.DANILO	23.019	K.PAWI	29.642	R.FENATI	26.824	15	G.RODRIGO	1'44.331	1'44.451	(14)
16	R.FENATI	24.866	F.DI GIANNANTO	23.020	A.NORRODIN	29.678	F.DI GIANNANTO	26.831	16	A.NORRODIN	1'44.340	1'44.456	(15)
17	G.RODRIGO	24.866	N.BULEGA	23.024	N.BULEGA	29.685	B.BENDSNEYDE	26.836	17	R.FENATI	1'44.416	1'44.416	(13)
18	L.LOI	24.871	H.ONO	23.036	J.GUEVARA	29.717	A.NORRODIN	26.841	18	J.GUEVARA	1'44.464	1'44.578	(18)
19	F.DI GIANNANTO	24.907	A.MASBOU	23.042	D.BINDER	29.747	M.HERRERA	26.880	19	F.BAGNAIA	1'44.484	1'44.617	(20)
20	B.BENDSNEYDE	24.908	B.BENDSNEYDE	23.050	M.HERRERA	29.765	B.BINDER	26.892	20	M.HERRERA	1'44.487	1'44.610	(19)
21	J.GUEVARA	24.913	K.PAWI	23.057	G.RODRIGO	29.784	A.MASBOU	26.908	21	B.BENDSNEYDE	1'44.605	1'44.646	(21)
22	B.BINDER	24.946	J.GUEVARA	23.068	F.BAGNAIA	29.789	J.KORNFEIL	26.916	22	K.PAWI	1'44.610	1'44.780	(23)
23	S.VALTULINI	24.953	S.VALTULINI	23.071	B.BENDSNEYDE	29.811	K.PAWI	26.932	23	F.DI GIANNANTO	1'44.647	1'44.749	(22)
24	J.MCPHEE	24.955	F.BAGNAIA	23.078	J.MCPHEE	29.870	H.ONO	26.946	24	D.BINDER	1'44.908	1'45.223	(25)

These data/results cannot be reproduced, stored and/or transmitted in whole or in part by any manner of electronic, mechanical, photocopying, recording, broadcasting or otherwise now known or herein after developed without the previous express consent by the copyright owner, except for reproduction in daily press and regular printed publications on sale to the public within 60 days of the event related to those data/results and always provided that copyright symbol appears together as follows below.
© DORNA, 2016

Official MotoGP Timing by **TISSOT**
www.motogp.com



Le Mans

Results and timing service provided by  **TISSOT**

4185 m.

MONSTER ENERGY GRAND PRIX DE FRANCE**Warm Up****Best Partial Times****Moto3***IT* Ideal Lap Time, sum of the best partial times*BT* Best Lap Time

<i>T1</i>		<i>T2</i>		<i>T3</i>		<i>T4</i>				<i>IT</i>	<i>BT</i>	
<i>Pos</i>	<i>Rider</i>	<i>Time</i>	<i>Rider</i>	<i>Time</i>	<i>Rider</i>	<i>Time</i>	<i>Rider</i>	<i>Time</i>	<i>Pos</i>	<i>Rider</i>		
25	K.PAWI	24.979	R.FENATI	23.094	F.DI GIANNANTO	29.889	K.HANIKA	26.979	25	S.VALTULINI	1'44.990	1'45.171 (24)
26	D.BINDER	24.986	J.MIR	23.104	J.MIR	29.897	D.BINDER	27.024	26	J.MIR	1'45.189	1'45.526 (30)
27	J.MIR	25.003	D.BINDER	23.151	S.VALTULINI	29.931	S.VALTULINI	27.035	27	J.MCPHEE	1'45.212	1'45.243 (26)
28	T.SUZUKI	25.010	J.MCPHEE	23.182	T.SUZUKI	30.025	F.SPIRANELLI	27.047	28	A.MASBOU	1'45.229	1'45.310 (27)
29	K.HANIKA	25.159	K.HANIKA	23.191	K.HANIKA	30.044	T.SUZUKI	27.160	29	K.HANIKA	1'45.373	1'45.410 (28)
30	A.MASBOU	25.220	T.SUZUKI	23.205	A.MASBOU	30.059	J.MIR	27.185	30	T.SUZUKI	1'45.400	1'45.469 (29)
31	L.PETRARCA	25.272	E.BOULOM	23.299	E.BOULOM	30.074	J.MCPHEE	27.205	31	F.SPIRANELLI	1'45.876	1'45.876 (31)
32	F.SPIRANELLI	25.288	L.PETRARCA	23.385	F.SPIRANELLI	30.104	L.PETRARCA	27.220	32	E.BOULOM	1'46.004	1'46.232 (33)
33	E.BOULOM	25.383	F.SPIRANELLI	23.437	L.PETRARCA	30.260	E.BOULOM	27.248	33	L.PETRARCA	1'46.137	1'46.163 (32)

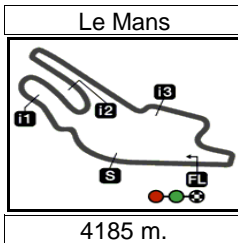
These data/results cannot be reproduced, stored and/or transmitted in whole or in part by any manner of electronic, mechanical, photocopying, recording, broadcasting or otherwise now known or herein after developed without the previous express consent by the copyright owner, except for reproduction in daily press and regular printed publications on sale to the public within 60 days of the event related to those data/results and always provided that copyright symbol appears together as follows below.

© DORNA, 2016

Official MotoGP Timing by **TISSOT**

www.motogp.com

motoE³



Results and timing service provided by TISSOT

Moto3

MONSTER ENERGY GRAND PRIX DE FRANCE

Warm Up

Fastest Laps Sequence

<i>Practice Time</i>	<i>Rider</i>	<i>Nation</i>	<i>Motorcycle</i>	<i>Time</i>	<i>Km/h</i>	<i>Rider's Lap</i>
4'34.229	44 Aron CANET	SPA	HONDA	1'46.144	141.9	2
4'38.418	11 Livio LOI	BEL	HONDA	1'46.114	141.9	2
4'46.379	41 Brad BINDER	RSA	KTM	1'45.936	142.2	2
5'05.216	9 Jorge NAVARRO	SPA	HONDA	1'45.592	142.6	2
5'06.595	55 Andrea LOCATELLI	ITA	KTM	1'45.281	143.1	2
6'49.877	9 Jorge NAVARRO	SPA	HONDA	1'44.661	143.9	3
8'37.794	20 Fabio QUARTARARO	FRA	KTM	1'44.529	144.1	4
10'09.730	41 Brad BINDER	RSA	KTM	1'44.405	144.3	5
10'18.949	9 Jorge NAVARRO	SPA	HONDA	1'44.360	144.3	5
10'22.146	20 Fabio QUARTARARO	FRA	KTM	1'44.352	144.3	5
10'26.244	44 Aron CANET	SPA	HONDA	1'44.268	144.4	5
12'03.193	9 Jorge NAVARRO	SPA	HONDA	1'44.244	144.5	6
12'06.222	20 Fabio QUARTARARO	FRA	KTM	1'44.076	144.7	6
12'10.287	44 Aron CANET	SPA	HONDA	1'44.043	144.8	6
13'47.155	9 Jorge NAVARRO	SPA	HONDA	1'43.962	144.9	7
15'30.866	9 Jorge NAVARRO	SPA	HONDA	1'43.711	145.2	8
17'14.506	9 Jorge NAVARRO	SPA	HONDA	1'43.640	145.3	9
20'42.186	9 Jorge NAVARRO	SPA	HONDA	1'43.499	145.5	11

These data/results cannot be reproduced, stored and/or transmitted in whole or in part by any manner of electronic, mechanical, photocopying, recording, broadcasting or otherwise now known or herein after developed without the previous express consent by the copyright owner, except for reproduction in daily press and regular printed publications on sale to the public within 60 days of the event related to those data/results and always provided that copyright symbol appears together as follows below.

© DORNA, 2016

Official MotoGP Timing by TISSOT
www.motogp.com

Le Mans, Sunday, May 08, 2016

