




4185 m.

MONSTER ENERGY GRAND PRIX DE FRANCE

Free Practice Nr. 1

Classification

3

	Rider	Nation	Team	Motorcycle	Time	Lap Total	Gap	Top Speed
1	26 Dani PEDROSA	SPA	Repsol Honda Team	HONDA	1'34.042	18 20		313.2
2	99 Jorge LORENZO	SPA	Movistar Yamaha MotoGP	YAMAHA	1'34.086	17 20	0.044 0.044	311.9
3	93 Marc MARQUEZ	SPA	Repsol Honda Team	HONDA	1'34.323	20 21	0.281 0.237	309.1
4	4 Andrea DOVIZIOSO	ITA	Ducati Team	DUCATI	1'34.343	15 18	0.301 0.020	314.2
5	46 Valentino ROSSI	ITA	Movistar Yamaha MotoGP	YAMAHA	1'34.452	18 22	0.410 0.109	306.7
6	29 Andrea IANNONE	ITA	Ducati Team	DUCATI	1'34.489	18 19	0.447 0.037	316.0
7	44 Pol ESPARGARO	SPA	Monster Yamaha Tech 3	YAMAHA	1'34.597	19 20	0.555 0.108	308.5
8	25 Maverick VIÑALES	SPA	Team SUZUKI ECSTAR	SUZUKI	1'34.632	19 20	0.590 0.035	308.4
9	76 Loris BAZ	FRA	Avintia Racing	DUCATI	1'34.727	19 21	0.685 0.095	302.7
10	35 Cal CRUTCHLOW	GBR	LCR Honda	HONDA	1'34.732	18 20	0.690 0.005	307.6
11	38 Bradley SMITH	GBR	Monster Yamaha Tech 3	YAMAHA	1'34.757	22 22	0.715 0.025	308.6
12	41 Aleix ESPARGARO	SPA	Team SUZUKI ECSTAR	SUZUKI	1'34.799	19 19	0.757 0.042	302.1
13	8 Hector BARBERA	SPA	Avintia Racing	DUCATI	1'34.816	18 19	0.774 0.017	311.5
14	45 Scott REDDING	GBR	OCTO Pramac Yakhnich	DUCATI	1'34.984	17 19	0.942 0.168	312.6
15	9 Danilo PETRUCCI	ITA	OCTO Pramac Yakhnich	DUCATI	1'35.308	19 19	1.266 0.324	305.7
16	68 Yonny HERNANDEZ	COL	Aspar Team MotoGP	DUCATI	1'35.355	16 17	1.313 0.047	306.3
17	6 Stefan BRADL	GER	Aprilia Racing Team Gresini	APRILIA	1'35.381	18 20	1.339 0.026	299.2
18	43 Jack MILLER	AUS	Estrella Galicia 0,0 Marc VDS	HONDA	1'35.465	14 18	1.423 0.084	301.9
19	19 Alvaro BAUTISTA	SPA	Aprilia Racing Team Gresini	APRILIA	1'35.798	17 18	1.756 0.333	306.8
20	53 Tito RABAT	SPA	Estrella Galicia 0,0 Marc VDS	HONDA	1'36.283	13 21	2.241 0.485	297.6
21	50 Eugene LAVERTY	IRL	Aspar Team MotoGP	DUCATI	1'36.472	12 16	2.430 0.189	306.9

Practice condition: Dry

Air: 17°

Humidity: 48%

Ground: 14°

Fastest Lap:	Lap: 18	Dani PEDROSA	1'34.042	160.2 Km/h
Circuit Record Lap:	2015	Valentino ROSSI	1'32.879	162.2 Km/h
Circuit Best Lap:	2014	Marc MARQUEZ	1'32.042	163.6 Km/h

The results are provisional until the end of the limit for protest and appeals.

Time limit for protest expires 30' after publication of the results - Mr. Time:

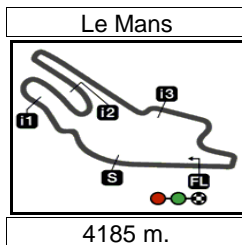
These data/results cannot be reproduced, stored and/or transmitted in whole or in part by any manner of electronic, mechanical, photocopying, recording, broadcasting or otherwise now known or herein after developed without the previous express consent by the copyright owner, except for reproduction in daily press and regular printed publications on sale to the public within 60 days of the event related to those data/results and always provided that copyright symbol appears together as follows below.

© DORNA, 2016

Official MotoGP Timing by TISSOT
www.motogp.com

Le Mans, Friday, May 06, 2016





Results and timing service provided by **TISSOT**

MotoGP

MONSTER ENERGY GRAND PRIX DE FRANCE

Free Practice Nr. 1

Top Speed & Average

4



Rider	Nation	Motorcycle	Top 5 speeds					Average	Top
29 Andrea IANNONE	ITA	DUCATI	316.0	314.3	313.4	313.4	313.3	314.1	316.0
4 Andrea DOVIZIOSO	ITA	DUCATI	314.2	312.1	311.1	311.0	311.0	311.9	314.2
26 Dani PEDROSA	SPA	HONDA	313.2	309.3	308.1	305.4	304.6	308.1	313.2
45 Scott REDDING	GBR	DUCATI	312.6	309.9	308.9	308.4	308.0	309.6	312.6
99 Jorge LORENZO	SPA	YAMAHA	311.9	311.1	310.6	310.4	309.8	310.8	311.9
8 Hector BARBERA	SPA	DUCATI	311.5	311.3	309.6	309.0	308.7	310.0	311.5
93 Marc MARQUEZ	SPA	HONDA	309.1	308.5	308.0	305.5	305.3	307.3	309.1
38 Bradley SMITH	GBR	YAMAHA	308.6	308.4	308.4	306.5	306.3	307.6	308.6
44 Po ESPARGARO	SPA	YAMAHA	308.5	307.2	307.1	306.9	306.2	307.2	308.5
25 Maverick VIÑALES	SPA	SUZUKI	308.4	307.5	306.6	306.2	306.2	307.0	308.4
35 Cal CRUTCHLOW	GBR	HONDA	307.6	307.3	306.4	306.1	306.0	306.7	307.6
50 Eugene LAVERTY	IRL	DUCATI	306.9	306.9	306.8	306.7	306.4	306.7	306.9
19 Alvaro BAUTISTA	SPA	APRILIA	306.8	304.9	304.3	303.8	303.1	304.6	306.8
46 Valentino ROSSI	ITA	YAMAHA	306.7	306.0	305.8	305.3	304.8	305.7	306.7
68 Yonny HERNANDEZ	COL	DUCATI	306.3	306.2	305.6	304.7	301.5	304.9	306.3
9 Danilo PETRUCCI	ITA	DUCATI	305.7	305.4	305.3	305.1	304.6	305.2	305.7
76 Loris BAZ	FRA	DUCATI	302.7	301.8	301.7	301.5	300.5	301.6	302.7
41 Aleix ESPARGARO	SPA	SUZUKI	302.1	302.0	302.0	302.0	302.0	302.0	302.1
43 Jack MILLER	AUS	HONDA	301.9	300.5	299.3	299.3	298.7	299.7	301.9
6 Stefan BRADL	GER	APRILIA	299.2	298.5	297.5	295.1	294.7	297.0	299.2
53 Tito RABAT	SPA	HONDA	297.6	297.1	296.7	295.0	294.3	296.1	297.6

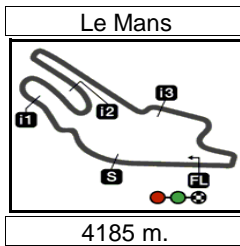
These data/results cannot be reproduced, stored and/or transmitted in whole or in part by any manner of electronic, mechanical, photocopying, recording, broadcasting or otherwise now known or herein after developed without the previous express consent by the copyright owner, except for reproduction in daily press and regular printed publications on sale to the public within 60 days of the event related to those data/results and always provided that copyright symbol appears together as follows below.

© DORNA, 2016

Official MotoGP Timing by **TISSOT**
www.motogp.com



Le Mans, Friday, May 06, 2016



Results and timing service provided by TISSOT

MotoGP

MONSTER ENERGY GRAND PRIX DE FRANCE

Free Practice Nr. 1

Chronological Analysis of Performances

5

* Lap / Sector time cancelled T1 Time from finish line to 1st intermediate T3 Time from 2nd intermed. to 3rd intermed.
P Crossing the finish line in pit lane T2 Time from 1st intermed. to 2nd intermed. T4 Time from 3rd intermediate to finish line

Lap	Lap Time	T1	T2	T3	T4	Speed	Lap	Lap Time	T1	T2	T3	T4	Speed
1st 26 Dani PEDROSA Repsol Honda Team SPA Runs=3 Total laps=20 Full laps=15							3rd 93 Marc MARQUEZ Repsol Honda Team SPA Runs=3 Total laps=21 Full laps=16						
1	1'54.860	34.046	24.753	28.974	27.087		1	1'53.876	32.835	24.698	29.210	27.133	
2	1'38.442	22.918	22.313	27.406	25.805	279.4	2	1'46.336	22.941	22.559	33.651	27.185	295.9
3	1'36.495	22.466	22.076	26.611	25.342	296.0	3	1'37.169	22.135	21.916	27.334	25.784	299.8
4	1'36.295	21.976	21.878	26.854	25.587	299.5	4	1'38.015	21.894	21.958	27.520	26.643	303.7
5	1'36.998	22.065	21.905	27.161	25.867	297.6	5	1'35.397	22.012	21.734	26.434	25.217	302.0
6	1'35.691	22.046	21.899	26.543	25.203	298.5	6	1'35.168	21.719	21.702	26.587	25.160	300.4
7	1'43.228 P	25.171	23.253	27.245	27.559	296.2	7	1'42.851 P	23.126	22.951	27.785	28.989	302.4
8	8'08.293	6'50.535	23.905	27.793	26.060		8	7'12.307	5'52.777	24.071	28.672	26.787	
9	1'38.042	22.757	22.619	27.150	25.516	292.2	9	1'37.970	22.685	22.446	27.156	25.683	297.6
10	1'36.740	22.360	22.133	26.873	25.374	291.1	10	1'36.248	21.948	22.265	26.652	25.383	298.0
11	1'35.745	21.969	22.097	26.608	25.071	305.4	11	1'43.363	21.906	21.820	33.940	25.697	302.0
12	1'35.346	21.906	21.868	26.583	24.989	300.4	12	1'35.050	21.722	21.786	26.522	25.020	303.1
13	1'40.845 P	23.442	22.827	27.358	27.218	300.5	13	1'34.975	21.636	21.698	26.493	25.148	304.5
14	8'33.456	7'16.026	23.394	27.888	26.148		14	1'40.980 P	22.746	23.159	28.031	27.044	308.5
15	1'36.494	22.729	22.164	26.530	25.071	301.3	15	7'45.621	6'29.356	23.283	27.233	25.749	
16	1'34.948	21.730	21.794	26.439	24.985	303.2	16	1'35.104	21.738	21.830	26.369	25.167	304.9
17	1'34.679	21.714	21.741	26.349	24.875	308.1	17	1'34.451	21.489	21.613	26.362	24.987	304.4
18	1'34.042	21.509	21.625	26.121	24.787	313.2	18	1'34.444	21.493	21.591	26.323	25.037	305.3
19	1'34.985	21.804	21.780	26.396	25.005	309.3	19	1'34.331	21.434	21.645	26.228	25.024	308.0
20	1'37.997	22.931	22.736	26.925	25.405	304.6	20	1'34.323	21.411	21.656	26.370	24.886	305.5
2nd 99 Jorge LORENZO Movistar Yamaha Mot SPA Runs=3 Total laps=20 Full laps=15							4th 4 Andrea DOVIZIOSO Ducati Team ITA Runs=3 Total laps=18 Full laps=13						
1	1'51.419	30.424	24.891	29.054	27.050		1	1'53.325	32.196	24.710	28.920	27.499	
2	1'38.822	22.837	22.508	27.582	25.895	304.3	2	1'39.568	22.951	22.810	27.894	25.913	289.3
3	1'36.473	22.141	21.903	26.874	25.555	304.1	3	1'36.181	22.033	21.879	26.905	25.364	307.3
4	1'36.070	21.980	21.918	26.779	25.393	306.8	4	1'36.578	21.865	22.142	26.975	25.596	312.1
5	1'35.261	21.859	21.678	26.485	25.239	307.0	5	1'35.177	21.849	21.729	26.395	25.204	314.2
6	1'40.097 P	21.914	22.601	26.687	28.895	304.5	6	1'40.564 P	23.162	22.759	27.236	27.407	308.1
7	8'34.561	7'19.428	22.717	26.916	25.500		7	10'28.678	9'11.620	23.162	27.818	26.078	
8	1'35.295	21.889	21.685	26.554	25.167	306.2	8	1'35.728	21.860	21.904	26.711	25.253	308.1
9	1'35.056	21.760	21.817	26.503	24.976	308.2	9	1'35.223	21.564	21.710	26.780	25.169	311.0
10	1'34.813	21.718	21.651	26.353	25.091	309.1	10	1'34.707	21.573	21.716	26.267	25.151	311.0
11	1'34.398	21.615	21.641	26.254	24.888	309.1	11	1'34.637	21.546	21.756	26.286	25.049	310.1
12	1'37.582 P	21.568	21.643	26.484	27.887	308.7	12	1'36.935 P	21.609	21.755	26.283	27.288	308.4
13	8'23.969	7'08.829	22.599	27.152	25.389		13	9'31.055	8'15.109	23.106	27.147	25.693	
14	1'34.715	21.744	21.668	26.294	25.009	308.3	14	1'36.410	22.153	22.318	26.684	25.255	304.4
15	1'34.150	21.514	21.536	26.156	24.944	309.8	15	1'34.343	21.556	21.722	26.133	24.932	307.7
16	1'34.384	21.466	21.616	26.281	25.021	311.1	16	1'35.190	21.391	21.903	26.471	25.425	311.1
17	1'34.086	21.511	21.540	26.134	24.901	311.9	17	1'34.859	21.478	21.696	26.347	25.338	309.8
18	1'34.197	21.616	21.572	26.199	24.810	310.4	18	1'34.375	21.369	21.717	26.275	25.014	309.6
19	1'34.261	21.548	21.515	26.192	25.006	310.6							
20	1'50.650	24.584	25.545	33.039	27.482	309.2							

Fastest Lap: Dani PEDROSA Repsol Honda Team SPA **1'34.042** 21.509 21.625 26.121 24.787

These data/results cannot be reproduced, stored and/or transmitted in whole or in part by any manner of electronic, mechanical, photocopying, recording, broadcasting or otherwise now known or herein after developed without the previous express consent by the copyright owner, except for reproduction in daily press and regular printed publications on sale to the public within 60 days of the event related to those data/results and always provided that copyright symbol appears together as follows below.
© DORNA, 2016



Free Practice Nr. 1

MotoGP

Lap	Lap Time	T1	T2	T3	T4	Speed	Lap	Lap Time	T1	T2	T3	T4	Speed	
5th	46	Valentino ROSSI				Movistar Yamaha Mot			ITA					
		Runs=3	Total laps=22	Full laps=17			8	9'00.743	7'43.751	23.624	27.715	25.653		
1	2'07.421	47.068	24.821	28.902	26.630		9	1'35.573	21.967	22.071	26.452	25.083 306.9		
2	1'38.872	22.659	22.558	27.581	26.074 301.8		10	1'35.046	21.686	21.899	26.408	25.053 304.8		
3	1'36.609	22.222	22.244	26.776	25.367 301.6		11	1'34.816	21.644	21.875	26.195	25.102 306.2		
4	1'35.535	21.973	22.005	26.441	25.116 302.7		12	1'35.036	21.758	21.922	26.223	25.133 305.7		
5	1'42.944	21.851	22.388	28.516	30.189 306.7		13	1'43.408 P	23.805	24.492	27.931	27.180 303.3		
6	1'36.404	22.072	22.067	26.933	25.332 301.6		14	7'41.264	6'25.635	22.499	26.906	26.224		
7	1'35.260	21.880	21.945	26.374	25.061 305.8		15	1'37.344	21.719	22.052	28.236	25.337 305.7		
8	1'38.226 P	21.881	21.876	26.755	27.714 303.7		16	1'34.734	21.604	21.778	26.299	25.053 304.9		
9	7'13.413	5'56.683	23.619	27.344	25.767		17	1'34.822	21.630	21.830	26.336	25.026 305.6		
10	1'35.269	21.937	21.868	26.416	25.048 299.6		18	1'34.691	21.648	21.775	26.226	25.042 307.1		
11	1'34.845	21.640	21.902	26.264	25.039 303.2		19	1'34.597	21.590	21.818	26.185	25.004 307.2		
12	1'34.580	21.589	21.830	26.203	24.958 302.9		20	1'34.913	21.617	21.909	26.349	25.038 302.6		
13	1'34.568	21.678	21.788	26.143	24.959 300.4		8th 25 Maverick VIÑALES Team SUZUKI ECST SPA							
14	1'38.750 P	22.537	22.555	27.385	26.273 302.2				Runs=3	Total laps=20	Full laps=15			
15	6'38.636	5'22.769	23.179	27.207	25.481		1	2'05.582	42.562	25.313	30.336	27.371		
16	1'34.738	21.758	21.794	26.239	24.947 303.9		2	1'42.658	22.571	22.551	28.125	29.411 301.4		
17	1'34.696	21.727	21.710	26.307	24.952 303.2		3	1'37.339	22.241	22.067	27.318	25.713 307.5		
18	1'34.452	21.587	21.679	26.224	24.962 306.0		4	1'35.941	21.865	21.841	26.782	25.453 308.4		
19	1'34.699	21.580	21.769	26.201	25.149 305.3		5	1'39.041	21.830	21.937	26.610	28.664 305.0		
20	1'34.589	21.600	21.892	26.199	24.898 304.1		6	1'35.516	21.861	21.813	26.654	25.188 298.8		
21	1'34.506	21.513	21.777	26.244	24.972 304.8		7	1'42.925 P	23.387	23.673	26.760	29.105 306.2		
22	1'34.646	21.583	21.741	26.415	24.907 301.8		8	7'53.691	6'33.020	24.889	28.097	27.685		
6th 29 Andrea IANNONE Ducati Team ITA							9	1'38.450	21.803	22.050	29.095	25.502 302.6		
		Runs=4	Total laps=19	Full laps=12			10	1'36.056	21.651	22.217	26.755	25.433 301.0		
1	1'53.125	31.781	25.049	28.908	27.387		11	1'35.156	21.625	21.881	26.517	25.133 306.6		
2	1'38.910	22.813	22.681	27.613	25.803 303.9		12	1'34.774	21.717	21.780	26.232	25.045 298.5		
3	1'36.853	22.110	22.199	27.098	25.446 311.2		13	1'37.195 P	22.167	22.147	26.789	26.092 304.7		
4	1'36.553	21.916	22.143	26.995	25.499 316.0		14	8'00.506	6'44.875	22.865	27.142	25.624		
5	1'36.097	22.265	21.861	26.561	25.410 313.4		15	1'35.261	21.814	21.785	26.493	25.169 301.6		
6	1'38.165 P	22.013	21.816	26.561	27.775 312.7		16	1'39.339	21.555	21.789	26.378	29.617 305.8		
7	7'28.900	6'12.203	23.000	27.380	26.317		17	1'34.677	21.590	21.805	26.174	25.108 303.2		
8	1'35.998	22.015	21.983	26.636	25.364 310.6		18	1'36.740	21.605	21.843	27.063	26.229 306.2		
9	1'35.050	21.744	21.866	26.334	25.106 312.8		19	1'34.632	21.498	21.797	26.220	25.117 305.5		
10	1'37.860 P	21.936	22.603	26.938	26.383 299.5		20	1'35.776	21.503	21.795	26.325	26.153 305.0		
11	5'52.436	4'35.718	23.489	27.348	25.881		9th 76 Loris BAZ Avintia Racing FRA							
12	1'35.846	22.056	22.053	26.445	25.292 311.0				Runs=2	Total laps=21	Full laps=17			
13	1'34.957	21.698	21.887	26.300	25.072 313.2		1	1'51.659	30.671	24.909	28.923	27.156		
14	1'34.642	21.587	21.727	26.192	25.136 313.3		2	1'38.884	22.753	22.523	27.521	26.087 293.1		
15	1'42.254 P	21.700	23.253	28.802	28.499 312.6		3	1'36.677	22.284	22.085	26.813	25.495 298.7		
16	6'43.034	5'29.487	22.013	26.426	25.108		4	1'36.312	22.203	21.991	26.791	25.327 298.4		
17	1'35.410	21.699	21.803	26.417	25.491 314.3		5	1'36.153	22.057	21.761	26.957	25.378 298.7		
18	1'34.489	21.526	21.788	26.209	24.966 313.4		6	1'36.392	22.254	21.926	26.843	25.369 293.1		
19	1'41.747	21.540	21.637	29.861	28.709 313.0		7	1'42.894 P	22.059	23.471	28.088	29.276 293.0		
7th 44 Poi ESPARGARO Monster Yamaha Tec SPA							8	11'28.567	0'04.413	27.521	29.795	26.838		
		Runs=3	Total laps=20	Full laps=15			9	1'36.031	21.974	21.942	26.725	25.390 300.5		
1	1'54.087	33.244	24.509	29.175	27.159		10	1'45.443	22.712	26.482	26.954	29.295 297.2		
2	1'49.728	22.831	22.792	33.008	31.097 289.0		11	1'35.991	22.009	21.750	26.611	25.621 298.5		
3	1'36.420	22.063	22.080	26.704	25.573 301.7		12	1'35.803	22.029	21.733	26.683	25.358 296.6		
4	1'36.034	21.705	21.822	26.799	25.708 305.3		13	1'35.704	21.925	21.790	26.596	25.393 292.6		
5	1'35.054	21.765	21.697	26.442	25.150 308.5		14	1'42.497	21.901	21.800	31.561	27.235 300.0		
6	1'35.200	21.733	21.706	26.532	25.229 297.4		15	1'40.316	24.160	22.886	27.399	25.871 299.8		
7	1'38.935 P	22.309	22.135	26.881	27.610 302.6		16	1'35.452	21.944	21.734	26.481	25.293 299.1		
Fastest Lap: Dani PEDROSA Repsol Honda Team SPA							17	1'44.030	21.905	21.695	29.843	30.587 299.5		
									1'34.042	21.509	21.625	26.121	24.787	

These data/results cannot be reproduced, stored and/or transmitted in whole or in part by any manner of electronic, mechanical, photocopying, recording, broadcasting or otherwise now known or herein after developed without the previous express consent by the copyright owner, except for reproduction in daily press and regular printed publications on sale to the public within 60 days of the event related to those data/results and always provided that copyright symbol appears together as follows below.
© DORNA, 2016



Free Practice Nr. 1

MotoGP

Lap	Lap Time	T1	T2	T3	T4	Speed	Lap	Lap Time	T1	T2	T3	T4	Speed
18	1'36.359	21.954	22.193	26.980	25.232	301.7	2	1'38.495	22.884	22.348	27.268	25.995	295.0
19	1'34.727	21.689	21.674	26.267	25.097	301.8	3	1'36.975	22.332	22.007	26.800	25.836	300.2
20	1'36.203	21.573	22.992	26.510	25.128	302.7	4	1'35.913	22.004	21.836	26.694	25.379	294.1
21	2'55.876 P	21.695	21.611			301.5	5	1'35.941	22.096	21.783	26.738	25.324	301.7
10th 35 Cal CRUTCHLOW LCR Honda GBR							6	1'35.719	21.929	21.637	26.543	25.610	302.1
Runs=3 Total laps=20 Full laps=15							7	1'41.045 P	21.960	21.645	28.098	29.342	300.4
1	1'56.789	36.125	24.925	28.660	27.079		8	8'49.093	7'31.921	23.779	27.615	25.778	
2	1'44.663	22.904	22.912	27.673	31.174	287.4	9	1'36.262	22.243	21.923	26.633	25.463	301.4
3	1'37.549	22.249	22.280	27.122	25.898	303.7	10	1'38.778	21.978	21.683	27.036	28.081	300.1
4	1'36.516	22.178	21.921	26.936	25.481	306.1	11	1'35.137	21.889	21.646	26.517	25.085	302.0
5	1'35.476	22.081	21.793	26.388	25.214	305.6	12	1'35.029	21.726	21.724	26.408	25.171	302.0
6	1'35.305	21.765	21.817	26.487	25.236	304.9	13	1'34.956	21.832	21.744	26.294	25.086	302.0
7	1'43.267 P	23.230	22.959	27.655	29.423	302.2	14	1'45.066 P	24.753	23.565	28.835	27.913	292.0
8	8'23.337	7'03.472	24.786	28.563	26.516		15	9'34.388	8'16.759	23.742	27.750	26.137	
9	1'38.212	22.941	22.630	27.064	25.577	302.2	16	1'36.650	22.497	22.014	26.710	25.429	299.3
10	1'35.827	22.015	22.006	26.604	25.202	305.0	17	1'35.033	21.809	21.693	26.385	25.146	301.5
11	1'35.209	21.868	21.857	26.398	25.086	306.0	18	1'38.511	23.469	22.434	27.080	25.528	302.0
12	1'38.191	21.791	22.633	27.951	25.816	305.8	19	1'34.799	21.662	21.541	26.544	25.052	301.2
13	1'35.118	21.802	21.771	26.464	25.081	304.7	13th 8 Hector BARBERA Avintia Racing SPA						
14	1'41.747 P	24.799	23.559	27.572	25.817	307.3	Runs=3 Total laps=19 Full laps=14						
15	7'22.651	6'04.719	23.739	27.742	26.451		1	1'52.732	30.918	24.976	29.062	27.776	
16	1'38.619	22.643	22.673	27.308	25.995	300.5	2	1'39.094	22.816	22.608	27.692	25.978	301.3
17	1'40.654	21.825	21.798	26.804	30.227	304.2	3	1'36.615	22.147	22.223	26.807	25.438	299.5
18	1'34.732	21.713	21.755	26.318	24.946	304.1	4	1'35.751	21.988	22.047	26.516	25.200	311.5
19	1'43.059	25.784	24.762	27.227	25.286	307.6	5	1'35.636	21.999	21.828	26.549	25.260	311.3
20	1'34.935	21.610	21.877	26.330	25.118	306.4	6	1'35.631	21.858	21.919	26.597	25.257	308.7
11th 38 Bradley SMITH Monster Yamaha Tec GBR							7	2'01.631 P	21.846	40.163	28.085	31.537	306.9
Runs=3 Total laps=22 Full laps=17							8	9'16.657	7'59.404	23.715	27.630	25.908	
1	2'01.788	38.239	25.346	30.137	28.066		9	1'36.776	22.218	22.312	26.788	25.458	306.9
2	1'40.603	23.240	23.148	27.849	26.366	296.3	10	1'36.507	21.925	22.219	26.962	25.401	308.5
3	1'38.459	22.482	22.426	27.187	26.364	297.4	11	1'41.277	22.004	26.478	27.483	25.312	307.0
4	1'37.063	22.170	22.240	27.158	25.495	304.7	12	1'35.928	22.024	22.121	26.534	25.249	308.2
5	1'36.241	21.949	22.020	26.822	25.450	306.0	13	1'35.530	21.817	22.084	26.454	25.175	309.6
6	1'43.978	21.922	29.650	26.993	25.413	305.4	14	1'36.000	21.805	22.042	26.705	25.448	309.0
7	1'35.813	21.949	21.975	26.650	25.239	304.9	15	1'43.439 P	23.908	23.740	28.365	27.426	302.9
8	1'35.556	21.831	21.872	26.518	25.335	306.5	16	7'40.350	6'19.228	25.013	27.389	28.720	
9	1'35.800	21.771	21.991	26.793	25.245	304.3	17	1'35.417	22.097	21.922	26.287	25.111	297.1
10	1'35.544	21.922	21.862	26.533	25.227	301.9	18	1'34.816	21.710	21.829	26.372	24.905	303.7
11	1'35.297	21.815	21.847	26.565	25.070	304.5	19	1'34.953	21.840	21.758	26.343	25.012	293.9
12	1'41.620 P	23.548	22.939	28.228	26.905	303.8	14th 45 Scott REDDING OCTO Pramac Yakhn GBR						
13	9'11.718	7'55.275	23.113	27.369	25.961		Runs=3 Total laps=19 Full laps=14						
14	1'36.559	22.125	22.124	26.860	25.450	304.3	1	1'53.668	32.587	24.701	29.033	27.347	
15	1'36.004	21.939	22.067	26.712	25.286	305.6	2	1'38.758	22.767	22.508	27.597	25.886	291.0
16	1'35.302	21.738	21.949	26.479	25.136	305.1	3	1'37.002	22.060	21.989	27.343	25.610	305.5
17	1'34.961	21.670	21.840	26.399	25.052	306.3	4	1'36.512	21.907	22.020	26.963	25.622	309.9
18	1'40.263 P	23.231	22.739	27.578	26.715	300.0	5	1'35.961	21.979	21.939	26.643	25.400	312.6
19	4'28.444	3'13.264	22.579	27.220	25.381		6	1'35.821	21.915	21.856	26.694	25.356	307.8
20	1'35.002	21.713	21.855	26.303	25.131	308.4	7	1'46.353 P	25.689	24.594	27.797	28.273	302.6
21	1'34.777	21.569	21.719	26.513	24.976	308.6	8	8'46.805	7'29.450	23.437	27.681	26.237	
22	1'34.757	21.661	21.838	26.307	24.951	308.4	9	1'36.006	21.885	22.186	26.589	25.346	306.9
12th 41 Aleix ESPARGARO Team SUZUKI ECST SPA							10	1'35.685	21.830	21.950	26.628	25.277	308.0
Runs=3 Total laps=19 Full laps=14							11	1'35.401	21.793	21.992	26.459	25.157	306.2
1	2'02.310	41.072	25.186	29.035	27.017		12	1'49.799 P	26.573	23.555	30.020	29.651	307.1
							13	9'49.452	8'29.564	23.517	28.466	27.905	

Fastest Lap: Dani PEDROSA Repsol Honda Team SPA 1'34.042 21.509 21.625 26.121 24.787

These data/results cannot be reproduced, stored and/or transmitted in whole or in part by any manner of electronic, mechanical, photocopying, recording, broadcasting or otherwise now known or herein after developed without the previous express consent by the copyright owner, except for reproduction in daily press and regular printed publications on sale to the public within 60 days of the event related to those data/results and always provided that copyright symbol appears together as follows below.
© DORNA, 2016

Official MotoGP Timing by TISSOT
www.motogp.com

Le Mans, Friday, May 06, 2016

Page 3 of 5



Free Practice Nr. 1

MotoGP

Lap	Lap Time	T1	T2	T3	T4	Speed	Lap	Lap Time	T1	T2	T3	T4	Speed
14	1'35.457	21.833	22.014	26.478	25.132	306.7	6	1'36.032	22.119	21.889	26.637	25.387	292.2
15	1'35.030	21.641	21.949	26.355	25.085	306.5	7	1'40.100 P	22.789	22.342	26.972	27.997	291.5
16	1'35.160	21.665	21.904	26.381	25.210	308.4	8	8'49.755	7'31.242	24.440	28.124	25.949	
17	1'34.984	21.523	21.900	26.380	25.181	308.9	9	1'36.323	22.149	22.073	26.781	25.320	289.4
18	1'40.903	21.644	24.938	28.174	26.147	307.1	10	1'36.011	22.029	22.159	26.561	25.262	289.2
19	1'36.103	21.789	21.958	26.804	25.552	305.6	11	1'35.618	21.955	21.899	26.572	25.192	288.4
15th 9 Danilo PETRUCCI OCTO Pramac Yakhn ITA Runs=3 Total laps=19 Full laps=14							12	1'35.985	22.049	21.972	26.580	25.384	289.3
1	2'03.010	37.021	25.414	30.616	29.959		13	1'41.173 P	23.116	22.979	27.979	27.099	285.7
2	1'39.595	22.752	22.598	27.754	26.491	295.4	14	6'52.907	5'34.791	23.486	28.364	26.266	
3	1'40.927	22.458	22.464	27.032	28.973	298.0	15	1'36.622	22.344	22.120	26.678	25.480	289.6
4	1'36.542	22.069	22.109	26.795	25.569	305.3	16	1'36.011	22.018	21.934	26.655	25.404	294.3
5	1'36.282	21.957	21.985	26.764	25.576	300.9	17	1'35.723	21.932	21.871	26.665	25.255	299.2
6	1'35.963	21.894	21.906	26.715	25.448	304.5	18	1'35.381	21.870	21.869	26.408	25.234	297.5
7	1'35.748	21.844	21.949	26.493	25.462	305.7	19	1'35.521	21.846	21.883	26.569	25.223	298.5
8	1'42.353 P	22.064	22.298	28.672	29.319	304.5	20	1'35.672	21.868	21.899	26.598	25.307	294.7
9	8'40.010	7'21.207	25.266	27.423	26.114		18th 43 Jack MILLER Estrella Galicia 0,0 M AUS Runs=4 Total laps=18 Full laps=11						
10	1'36.563	21.948	21.988	26.676	25.951	303.2	1	1'53.066	31.071	24.796	29.197	28.002	
11	1'35.598	21.744	21.894	26.570	25.390	302.9	2	1'41.237 P	23.068	22.584	28.064	27.521	295.0
12	1'35.642	21.843	22.017	26.419	25.363	305.1	3	7'20.211	6'02.986	23.328	27.818	26.079	
13	1'44.827 P	23.180	24.446	31.139	26.062	304.6	4	1'37.603	22.526	22.229	27.297	25.551	281.3
14	8'40.319	7'22.374	23.504	27.955	26.486		5	1'37.185	22.290	22.230	27.199	25.466	298.7
15	1'37.950	21.960	22.243	27.885	25.862	302.0	6	1'36.718	22.194	22.082	26.952	25.490	297.6
16	1'35.754	21.831	21.908	26.449	25.566	302.7	7	1'36.394	22.143	22.020	26.789	25.442	298.7
17	1'35.387	21.846	21.834	26.369	25.338	305.4	8	1'39.305	23.001	22.582	27.213	26.509	249.7
18	1'35.381	21.803	21.788	26.474	25.316	302.3	9	1'37.671	22.328	22.377	27.205	25.761	299.3
19	1'35.308	21.752	21.836	26.451	25.269	303.5	10	1'36.251	22.044	22.148	26.762	25.297	298.0
16th 68 Yonny HERNANDE Aspar Team MotoGP COL Runs=3 Total laps=17 Full laps=11							11	1'41.458 P	21.974	21.896	27.993	29.595	301.9
1	1'56.057	34.403	25.198	29.208	27.248		12	10'03.258	8'43.096	26.351	27.573	26.238	
2	1'38.981	22.829	22.540	27.776	25.836	293.1	13	1'35.834	22.086	21.852	26.535	25.361	296.5
3	1'37.090	22.579	22.100	27.011	25.400	295.2	14	1'35.465	21.945	21.848	26.488	25.184	299.3
4	1'36.492	22.265	22.021	26.877	25.329	301.5	15	1'36.002	21.900	21.812	26.710	25.580	300.5
5	1'36.445	22.232	22.141	26.630	25.442	299.6	16	1'53.412 P	28.916	26.094	26.927	31.475	246.9
6	1'35.796	22.008	21.962	26.361	25.465	298.2	17	3'26.402	2'09.701	23.409	27.291	26.001	
7	1'36.137	21.991	22.079	26.643	25.424	299.8	18	1'35.827	22.010	21.835	26.602	25.380	295.7
8	1'36.619	22.216	22.071	26.790	25.542	298.9	19th 19 Alvaro BAUTISTA Aprilia Racing Team SPA Runs=3 Total laps=18 Full laps=13						
9	2'33.660 P	22.003	22.060	1'18.917	30.680	300.3	1	1'57.448	37.324	24.962	28.478	26.684	
10	10'56.506	9'39.363	23.326	27.674	26.143		2	1'38.640	22.650	22.836	27.327	25.827	301.8
11	1'36.589	22.299	22.095	26.724	25.471	300.2	3	1'36.870	22.310	22.200	26.879	25.481	301.9
12	1'39.839 P	23.427	22.200	26.726	27.486	301.0	4	1'36.423	22.185	22.135	26.734	25.369	296.3
13	9'04.197	7'46.908	23.490	27.923	25.876		5	1'36.206	21.961	22.069	26.863	25.313	306.8
14	1'36.720	22.144	22.206	26.632	25.738	304.7	6	1'36.015	22.036	21.835	26.632	25.512	304.9
15	1'35.706	21.842	21.873	26.592	25.399	306.3	7	1'39.202 P	22.165	22.180	26.950	27.907	298.1
16	1'35.355	21.891	21.949	26.385	25.130	305.6	8	10'47.462	9'31.635	22.703	27.141	25.983	
17	1'47.191 P	27.177	23.201	28.248	28.565	306.2	9	1'38.447	22.350	22.155	28.176	25.766	303.1
17th 6 Stefan BRADL Aprilia Racing Team GER Runs=3 Total laps=20 Full laps=15							10	1'36.457	22.108	22.056	26.773	25.520	302.1
1	1'55.367	34.248	24.912	29.252	26.955		11	1'35.893	21.907	22.018	26.634	25.334	302.8
2	1'39.338	23.216	22.577	27.574	25.971	275.0	12	1'40.155 P	22.311	22.435	27.337	28.072	304.3
3	1'37.163	22.441	22.114	27.028	25.580	285.8	13	8'01.715	6'45.684	22.960	27.144	25.927	
4	1'37.012	22.650	22.101	26.858	25.403	283.8	14	1'36.639	22.221	22.118	26.771	25.529	303.8
5	1'36.438	22.147	22.121	26.800	25.370	295.1	15	1'36.462	22.106	22.000	26.843	25.513	300.5
							16	1'36.346	22.021	22.188	26.581	25.556	301.3
							17	1'35.798	21.950	21.991	26.508	25.349	300.9

Fastest Lap: Dani PEDROSA Repsol Honda Team SPA 1'34.042 21.509 21.625 26.121 24.787

These data/results cannot be reproduced, stored and/or transmitted in whole or in part by any manner of electronic, mechanical, photocopying, recording, broadcasting or otherwise now known or herein after developed without the previous express consent by the copyright owner, except for reproduction in daily press and regular printed publications on sale to the public within 60 days of the event related to those data/results and always provided that copyright symbol appears together as follows below.
© DORNA, 2016

Official MotoGP Timing by TISSOT
www.motogp.com

Le Mans, Friday, May 06, 2016

Page 4 of 5



Free Practice Nr. 1

MotoGP

Lap	Lap Time	T1	T2	T3	T4	Speed	Lap	Lap Time	T1	T2	T3	T4	Speed
-----	----------	----	----	----	----	-------	-----	----------	----	----	----	----	-------

18	1'36.691	22.001	21.857	26.639	26.194	300.6							
----	----------	--------	--------	--------	--------	-------	--	--	--	--	--	--	--

20th 53 **Tito RABAT** Estrella Galicia 0,0 M SPA
Runs=3 Total laps=21 Full laps=16

1	1'55.946	33.199	25.366	29.690	27.691								
2	1'41.952	23.501	23.394	28.309	26.748	287.0							
3	1'40.251	22.707	22.918	27.975	26.651	294.3							
4	1'37.989	22.463	22.265	27.466	25.795	289.9							
5	1'37.194	22.284	22.091	27.202	25.617	296.7							
6	1'36.989	22.245	21.975	27.070	25.699	297.1							
7	1'41.575	P 22.232	22.073	27.114	30.156	297.6							
8	7'00.270	5'33.154	24.850	31.357	30.909								
9	1'39.630	23.064	23.060	27.417	26.089	287.6							
10	1'37.159	22.138	22.351	26.919	25.751	290.7							
11	1'36.703	22.297	22.009	26.885	25.512	290.5							
12	1'40.642	22.183	22.979	28.333	27.147	290.3							
13	1'36.283	22.121	22.019	26.709	25.434	288.2							
14	1'42.407	P 22.231	22.216	30.292	27.668	295.0							
15	7'12.611	5'56.184	22.830	27.268	26.329								
16	2'00.283	22.546	34.654	34.167	28.916	288.9							
17	1'38.101	22.471	22.398	27.458	25.774	287.3							
18	1'56.437	22.266	32.648			290.6							
19	1'36.838	22.255	22.157	26.964	25.462	291.6							
20	1'37.150	22.412	22.309	26.950	25.479	292.3							
21	1'36.409	22.038	22.050	26.820	25.501	289.4							

21st 50 **Eugene LAVERTY** Aspar Team MotoGP IRL
Runs=3 Total laps=16 Full laps=11

1	2'00.324	37.321	25.699	29.647	27.657								
2	1'40.369	23.224	23.011	27.771	26.363	288.4							
3	1'38.212	22.363	22.697	27.179	25.973	304.8							
4	1'37.681	22.239	22.414	27.293	25.735	306.2							
5	1'37.111	22.281	22.108	27.166	25.556	304.6							
6	1'36.976	22.219	22.121	27.158	25.478	306.8							
7	1'37.109	22.230	22.129	27.128	25.622	306.9							
8	1'41.225	P 22.137	22.211	27.191	29.686	304.9							
9	10'59.124	9'39.356	24.212	28.501	27.055								
10	1'36.658	22.122	22.158	26.860	25.518	306.9							
11	1'36.807	22.198	22.159	26.803	25.647	305.6							
12	1'36.472	21.987	22.217	26.814	25.454	306.4							
13	1'41.863	P 22.845	22.991	27.051	28.976	304.4							
14	11'06.721	9'47.181	23.963	28.686	26.891								
15	1'46.279	22.393	22.252			303.4							
16	1'36.481	22.051	22.066	26.901	25.463	306.7							

Fastest Lap: Dani PEDROSA Repsol Honda Team SPA **1'34.042** 21.509 21.625 26.121 24.787

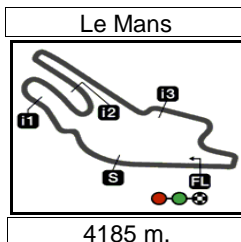
These data/results cannot be reproduced, stored and/or transmitted in whole or in part by any manner of electronic, mechanical, photocopying, recording, broadcasting or otherwise now known or herein after developed without the previous express consent by the copyright owner, except for reproduction in daily press and regular printed publications on sale to the public within 60 days of the event related to those data/results and always provided that copyright symbol appears together as follows below.
© DORNA, 2016

Official MotoGP Timing by **TISSOT**
www.motogp.com

Le Mans, Friday, May 06, 2016

Page 5 of 5





Results and timing service provided by **TISSOT**

MotoGP

MONSTER ENERGY GRAND PRIX DE FRANCE

Free Practice Nr. 1

Best Partial Times

IT Ideal Lap Time, sum of the best partial times

BT Best Lap Time

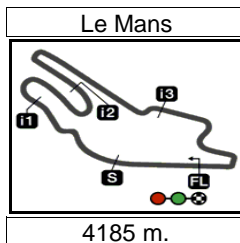
<i>T1</i>		<i>T2</i>		<i>T3</i>		<i>T4</i>				<i>IT</i>	<i>BT</i>	
<i>Pos</i>	<i>Rider</i>	<i>Time</i>	<i>Rider</i>	<i>Time</i>	<i>Rider</i>	<i>Time</i>	<i>Rider</i>	<i>Time</i>	<i>Pos</i>	<i>Rider</i>		
1	A.DOVIOSIO	21.369	J.LORENZO	21.515	D.PEDROSA	26.121	D.PEDROSA	24.787	1	J.LORENZO	1'33.925	1'34.086 (2)
2	M.MARQUEZ	21.378	A.ESPARGARO	21.541	A.DOVIOSIO	26.133	J.LORENZO	24.810	2	D.PEDROSA	1'34.042	1'34.042 (1)
3	J.LORENZO	21.466	M.MARQUEZ	21.591	J.LORENZO	26.134	M.MARQUEZ	24.886	3	M.MARQUEZ	1'34.083	1'34.323 (3)
4	M.VIÑALES	21.498	L.BAZ	21.611	V.ROSSI	26.143	V.ROSSI	24.898	4	A.DOVIOSIO	1'34.130	1'34.343 (4)
5	D.PEDROSA	21.509	D.PEDROSA	21.625	M.VIÑALES	26.174	H.BARBERA	24.905	5	V.ROSSI	1'34.233	1'34.452 (5)
6	V.ROSSI	21.513	A.IANNONE	21.637	P.ESPARGARO	26.185	A.DOVIOSIO	24.932	6	A.IANNONE	1'34.321	1'34.489 (6)
7	S.REDDING	21.523	V.ROSSI	21.679	A.IANNONE	26.192	C.CRUTCHLOW	24.946	7	P.ESPARGAR	1'34.476	1'34.597 (7)
8	A.IANNONE	21.526	A.DOVIOSIO	21.696	M.MARQUEZ	26.228	B.SMITH	24.951	8	M.VIÑALES	1'34.497	1'34.632 (8)
9	B.SMITH	21.569	P.ESPARGARO	21.697	L.BAZ	26.267	A.IANNONE	24.966	9	B.SMITH	1'34.542	1'34.757 (11)
10	L.BAZ	21.573	B.SMITH	21.719	H.BARBERA	26.287	P.ESPARGARO	25.004	10	L.BAZ	1'34.548	1'34.727 (9)
11	P.ESPARGARO	21.590	C.CRUTCHLOW	21.755	A.ESPARGARO	26.294	M.VIÑALES	25.045	11	A.ESPARGAR	1'34.549	1'34.799 (12)
12	C.CRUTCHLOW	21.610	H.BARBERA	21.758	B.SMITH	26.303	A.ESPARGARO	25.052	12	C.CRUTCHLO	1'34.629	1'34.732 (10)
13	A.ESPARGARO	21.662	M.VIÑALES	21.780	C.CRUTCHLOW	26.318	S.REDDING	25.085	13	H.BARBERA	1'34.660	1'34.816 (13)
14	H.BARBERA	21.710	D.PETRUCCI	21.788	S.REDDING	26.355	L.BAZ	25.097	14	S.REDDING	1'34.819	1'34.984 (14)
15	D.PETRUCCI	21.744	J.MILLER	21.812	Y.HERNANDEZ	26.361	Y.HERNANDEZ	25.130	15	D.PETRUCCI	1'35.170	1'35.308 (15)
16	Y.HERNANDEZ	21.842	A.BAUTISTA	21.835	D.PETRUCCI	26.369	J.MILLER	25.184	16	Y.HERNANDEZ	1'35.206	1'35.355 (16)
17	S.BRADL	21.846	S.REDDING	21.856	S.BRADL	26.408	S.BRADL	25.192	17	S.BRADL	1'35.315	1'35.381 (17)
18	J.MILLER	21.900	S.BRADL	21.869	J.MILLER	26.488	D.PETRUCCI	25.269	18	J.MILLER	1'35.384	1'35.465 (18)
19	A.BAUTISTA	21.907	Y.HERNANDEZ	21.873	A.BAUTISTA	26.508	A.BAUTISTA	25.313	19	A.BAUTISTA	1'35.563	1'35.798 (19)
20	E.LAVERTY	21.987	T.RABAT	21.975	T.RABAT	26.709	T.RABAT	25.434	20	T.RABAT	1'36.156	1'36.283 (20)
21	T.RABAT	22.038	E.LAVERTY	22.066	E.LAVERTY	26.803	E.LAVERTY	25.454	21	E.LAVERTY	1'36.310	1'36.472 (21)

These data/results cannot be reproduced, stored and/or transmitted in whole or in part by any manner of electronic, mechanical, photocopying, recording, broadcasting or otherwise now known or herein after developed without the previous express consent by the copyright owner, except for reproduction in daily press and regular printed publications on sale to the public within 60 days of the event related to those data/results and always provided that copyright symbol appears together as follows below.

© DORNA, 2016

Official MotoGP Timing by **TISSOT**
www.motogp.com





Results and timing service provided by TISSOT

MotoGP

MONSTER ENERGY GRAND PRIX DE FRANCE

Free Practice Nr. 1

Fastest Laps Sequence

<i>Practice Time</i>	<i>Rider</i>	<i>Nation</i>	<i>Motorcycle</i>	<i>Time</i>	<i>Km/h</i>	<i>Rider's Lap</i>
3'30.241	99 Jorge LORENZO	SPA	YAMAHA	1'38.822	152.4	2
3'32.426	45 Scott REDDING	GBR	DUCATI	1'38.758	152.5	2
3'33.302	26 Dani PEDROSA	SPA	HONDA	1'38.442	153.0	2
5'06.714	99 Jorge LORENZO	SPA	YAMAHA	1'36.473	156.1	3
5'09.074	4 Andrea DOVIZIOSO	ITA	DUCATI	1'36.181	156.6	3
6'42.784	99 Jorge LORENZO	SPA	YAMAHA	1'36.070	156.8	4
6'44.192	8 Hector BARBERA	SPA	DUCATI	1'35.751	157.3	4
6'58.437	46 Valentino ROSSI	ITA	YAMAHA	1'35.535	157.7	4
8'18.045	99 Jorge LORENZO	SPA	YAMAHA	1'35.261	158.1	5
8'20.829	4 Andrea DOVIZIOSO	ITA	DUCATI	1'35.177	158.2	5
8'31.323	44 Pol ESPARGARO	SPA	YAMAHA	1'35.054	158.4	5
20'39.651	29 Andrea IANNONE	ITA	DUCATI	1'35.050	158.5	9
23'17.867	99 Jorge LORENZO	SPA	YAMAHA	1'34.813	158.9	10
24'52.265	99 Jorge LORENZO	SPA	YAMAHA	1'34.398	159.6	11
38'02.681	99 Jorge LORENZO	SPA	YAMAHA	1'34.150	160.0	15
41'11.151	99 Jorge LORENZO	SPA	YAMAHA	1'34.086	160.1	17
42'50.639	26 Dani PEDROSA	SPA	HONDA	1'34.042	160.2	18

These data/results cannot be reproduced, stored and/or transmitted in whole or in part by any manner of electronic, mechanical, photocopying, recording, broadcasting or otherwise now known or herein after developed without the previous express consent by the copyright owner, except for reproduction in daily press and regular printed publications on sale to the public within 60 days of the event related to those data/results and always provided that copyright symbol appears together as follows below.

© DORNA, 2016

Official MotoGP Timing by TISSOT
www.motogp.com

Le Mans, Friday, May 06, 2016

