




4185 m.

MONSTER ENERGY GRAND PRIX DE FRANCE

Free Practice Nr. 2

Classification

6

	Rider	Nation	Team	Motorcycle	Time	Lap Total	Gap	Top Speed
1	99 Jorge LORENZO	SPA	Movistar Yamaha MotoGP	YAMAHA	1'32.830	16 19		311.5
2	29 Andrea IANNONE	ITA	Ducati Team	DUCATI	1'33.169	20 20	0.339 0.339	314.4
3	93 Marc MARQUEZ	SPA	Repsol Honda Team	HONDA	1'33.313	19 21	0.483 0.144	307.4
4	44 PoI ESPARGARO	SPA	Monster Yamaha Tech 3	YAMAHA	1'33.406	20 22	0.576 0.093	309.1
5	4 Andrea DOVIZIOSO	ITA	Ducati Team	DUCATI	1'33.574	21 21	0.744 0.168	315.7
6	41 Aleix ESPARGARO	SPA	Team SUZUKI ECSTAR	SUZUKI	1'33.595	17 18	0.765 0.021	304.0
7	25 Maverick VIÑALES	SPA	Team SUZUKI ECSTAR	SUZUKI	1'33.613	19 20	0.783 0.018	307.1
8	26 Dani PEDROSA	SPA	Repsol Honda Team	HONDA	1'33.748	8 20	0.918 0.135	308.8
9	8 Hector BARBERA	SPA	Avintia Racing	DUCATI	1'33.951	18 20	1.121 0.203	311.0
10	46 Valentino ROSSI	ITA	Movistar Yamaha MotoGP	YAMAHA	1'33.974	16 19	1.144 0.023	305.9
11	9 Danilo PETRUCCI	ITA	OCTO Pramac Yakhnich	DUCATI	1'34.050	17 20	1.220 0.076	309.8
12	35 Cal CRUTCHLOW	GBR	LCR Honda	HONDA	1'34.053	13 14	1.223 0.003	309.1
13	45 Scott REDDING	GBR	OCTO Pramac Yakhnich	DUCATI	1'34.083	17 17	1.253 0.030	310.3
14	38 Bradley SMITH	GBR	Monster Yamaha Tech 3	YAMAHA	1'34.306	18 23	1.476 0.223	308.4
15	76 Loris BAZ	FRA	Avintia Racing	DUCATI	1'34.364	15 16	1.534 0.058	302.3
16	50 Eugene LAVERTY	IRL	Aspar Team MotoGP	DUCATI	1'34.425	18 19	1.595 0.061	308.7
17	68 Yonny HERNANDEZ	COL	Aspar Team MotoGP	DUCATI	1'34.531	17 18	1.701 0.106	307.0
18	43 Jack MILLER	AUS	Estrella Galicia 0,0 Marc VDS	HONDA	1'34.656	17 18	1.826 0.125	304.7
19	6 Stefan BRADL	GER	Aprilia Racing Team Gresini	APRILIA	1'34.742	17 20	1.912 0.086	300.2
20	53 Tito RABAT	SPA	Estrella Galicia 0,0 Marc VDS	HONDA	1'34.789	22 22	1.959 0.047	299.8
21	19 Alvaro BAUTISTA	SPA	Aprilia Racing Team Gresini	APRILIA	1'35.089	18 19	2.259 0.300	305.5

Practice condition: Dry

Air: 22°

Humidity: 40%

Ground: 27°

Fastest Lap:	Lap: 16	Jorge LORENZO	1'32.830	162.2 Km/h
Circuit Record Lap:	2015	Valentino ROSSI	1'32.879	162.2 Km/h
Circuit Best Lap:	2014	Marc MARQUEZ	1'32.042	163.6 Km/h

The results are provisional until the end of the limit for protest and appeals.

Time limit for protest expires 30' after publication of the results - Mr. Time:

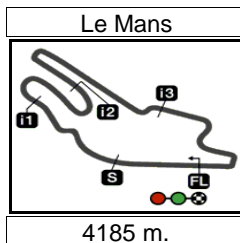
These data/results cannot be reproduced, stored and/or transmitted in whole or in part by any manner of electronic, mechanical, photocopying, recording, broadcasting or otherwise now known or herein after developed without the previous express consent by the copyright owner, except for reproduction in daily press and regular printed publications on sale to the public within 60 days of the event related to those data/results and always provided that copyright symbol appears together as follows below.

© DORNA, 2016

Official MotoGP Timing by TISSOT
www.motogp.com

Le Mans, Friday, May 06, 2016





Results and timing service provided by TISSOT

MotoGP

MONSTER ENERGY GRAND PRIX DE FRANCE

Free Practice Nr. 2

Combined Free Practice Times

7

	Rider	Nation	Team	MOTORCYCLE	FP1	FP2	Gap
1	99 J.LORENZO	SPA	Movistar Yamaha MotoGP	YAMAHA	1'34.086 17	1'32.830 16	
2	29 A.IANNONE	ITA	Ducati Team	DUCATI	1'34.489 18	1'33.169 20	0.339 0.339
3	93 M.MARQUEZ	SPA	Repsol Honda Team	HONDA	1'34.323 20	1'33.313 19	0.483 0.144
4	44 P.ESPARGARO	SPA	Monster Yamaha Tech 3	YAMAHA	1'34.597 19	1'33.406 20	0.576 0.093
5	4 A.DOVIZIOSO	ITA	Ducati Team	DUCATI	1'34.343 15	1'33.574 21	0.744 0.168
6	41 A.ESPARGARO	SPA	Team SUZUKI ECSTAR	SUZUKI	1'34.799 19	1'33.595 17	0.765 0.021
7	25 M.VIÑALES	SPA	Team SUZUKI ECSTAR	SUZUKI	1'34.632 19	1'33.613 19	0.783 0.018
8	26 D.PEDROSA	SPA	Repsol Honda Team	HONDA	1'34.042 18	1'33.748 8	0.918 0.135
9	8 H.BARBERA	SPA	Avintia Racing	DUCATI	1'34.816 18	1'33.951 18	1.121 0.203
10	46 V.ROSSI	ITA	Movistar Yamaha MotoGP	YAMAHA	1'34.452 18	1'33.974 16	1.144 0.023
11	9 D.PETRUCCI	ITA	OCTO Pramac Yakhnich	DUCATI	1'35.308 19	1'34.050 17	1.220 0.076
12	35 C.CRUTCHLOW	GBR	LCR Honda	HONDA	1'34.732 18	1'34.053 13	1.223 0.003
13	45 S.REDDING	GBR	OCTO Pramac Yakhnich	DUCATI	1'34.984 17	1'34.083 17	1.253 0.030
14	38 B.SMITH	GBR	Monster Yamaha Tech 3	YAMAHA	1'34.757 22	1'34.306 18	1.476 0.223
15	76 L.BAZ	FRA	Avintia Racing	DUCATI	1'34.727 19	1'34.364 15	1.534 0.058
16	50 E.LAVERTY	IRL	Aspar Team MotoGP	DUCATI	1'36.472 12	1'34.425 18	1.595 0.061
17	68 Y.HERNANDEZ	COL	Aspar Team MotoGP	DUCATI	1'35.355 16	1'34.531 17	1.701 0.106
18	43 J.MILLER	AUS	Estrella Galicia 0,0 Marc VDS	HONDA	1'35.465 14	1'34.656 17	1.826 0.125
19	6 S.BRADL	GER	Aprilia Racing Team Gresini	APRILIA	1'35.381 18	1'34.742 17	1.912 0.086
20	53 T.RABAT	SPA	Estrella Galicia 0,0 Marc VDS	HONDA	1'36.283 13	1'34.789 22	1.959 0.047
21	19 A.BAUTISTA	SPA	Aprilia Racing Team Gresini	APRILIA	1'35.798 17	1'35.089 18	2.259 0.300

Pole Position Record:	2014	Marc MARQUEZ	1'32.042	163.6 Km/h
Circuit Record Lap:	2015	Valentino ROSSI	1'32.879	162.2 Km/h
Circuit Best Lap:	2014	Marc MARQUEZ	1'32.042	163.6 Km/h

The results are provisional until the end of the limit for protest and appeals.

Time limit for protest expires 60' after publication of the results - Mr. Time:

These data/results cannot be reproduced, stored and/or transmitted in whole or in part by any manner of electronic, mechanical, photocopying, recording, broadcasting or otherwise now known or herein after developed without the previous express consent by the copyright owner, except for reproduction in daily press and regular printed publications on sale to the public within 60 days of the event related to those data/results and always provided that copyright symbol appears together as follows below.

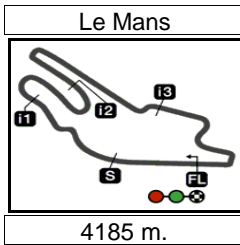
© DORNA, 2016

Official MotoGP Timing by TISSOT

www.motogp.com

Le Mans, Friday, May 06, 2016





Results and timing service provided by **TISSOT**

MotoGP

MONSTER ENERGY GRAND PRIX DE FRANCE

Free Practice Nr. 2

Top Speed & Average

8



Rider	Nation	Motorcycle	Top 5 speeds					Average	Top
4 Andrea DOVIZIOSO	ITA	DUCATI	315.7	314.6	313.7	312.1	312.0	313.6	315.7
29 Andrea IANNONE	ITA	DUCATI	314.4	314.3	314.2	313.9	313.7	314.1	314.4
99 Jorge LORENZO	SPA	YAMAHA	311.5	310.7	310.3	310.0	310.0	310.5	311.5
8 Hector BARBERA	SPA	DUCATI	311.0	310.9	310.1	310.0	309.8	310.3	311.0
45 Scott REDDING	GBR	DUCATI	310.3	310.3	309.0	308.9	308.9	309.5	310.3
9 Danilo PETRUCCI	ITA	DUCATI	309.8	308.3	305.9	305.6	305.6	307.0	309.8
35 Cal CRUTCHLOW	GBR	HONDA	309.1	307.2	307.1	304.9	304.7	306.6	309.1
44 Po ESPARGARO	SPA	YAMAHA	309.1	309.1	308.8	308.2	307.8	308.6	309.1
26 Dani PEDROSA	SPA	HONDA	308.8	308.7	308.3	308.1	307.9	308.3	308.8
50 Eugene LAVERTY	IRL	DUCATI	308.7	308.4	308.3	308.1	307.6	308.2	308.7
38 Bradley SMITH	GBR	YAMAHA	308.4	308.4	307.5	307.0	307.0	307.7	308.4
93 Marc MARQUEZ	SPA	HONDA	307.4	307.3	307.2	306.8	306.4	307.0	307.4
25 Maverick VIÑALES	SPA	SUZUKI	307.1	306.4	306.1	305.9	305.5	306.2	307.1
68 Yonny HERNANDEZ	COL	DUCATI	307.0	306.9	306.9	305.9	305.8	306.5	307.0
46 Valentino ROSSI	ITA	YAMAHA	305.9	305.7	305.6	305.3	304.9	305.5	305.9
19 Alvaro BAUTISTA	SPA	APRILIA	305.5	305.1	304.9	304.6	304.2	304.9	305.5
43 Jack MILLER	AUS	HONDA	304.7	304.3	303.6	302.7	302.3	303.5	304.7
41 Aleix ESPARGARO	SPA	SUZUKI	304.0	303.6	303.2	302.9	302.6	303.3	304.0
76 Loris BAZ	FRA	DUCATI	302.3	302.0	302.0	301.5	301.3	301.8	302.3
6 Stefan BRADL	GER	APRILIA	300.2	300.1	299.1	298.9	298.6	299.4	300.2
53 Tito RABAT	SPA	HONDA	299.8	297.4	297.2	296.2	296.1	297.3	299.8

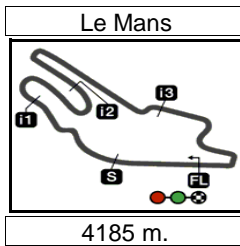
These data/results cannot be reproduced, stored and/or transmitted in whole or in part by any manner of electronic, mechanical, photocopying, recording, broadcasting or otherwise now known or herein after developed without the previous express consent by the copyright owner, except for reproduction in daily press and regular printed publications on sale to the public within 60 days of the event related to those data/results and always provided that copyright symbol appears together as follows below.

© DORNA, 2016

Official MotoGP Timing by **TISSOT**
www.motogp.com



Le Mans, Friday, May 06, 2016



Results and timing service provided by TISSOT

MotoGP

MONSTER ENERGY GRAND PRIX DE FRANCE

Free Practice Nr. 2

Chronological Analysis of Performances

9

* Lap / Sector time cancelled T1 Time from finish line to 1st intermediate T3 Time from 2nd intermed. to 3rd intermed.
P Crossing the finish line in pit lane T2 Time from 1st intermed. to 2nd intermed. T4 Time from 3rd intermediate to finish line

Lap	Lap Time	T1	T2	T3	T4	Speed	Lap	Lap Time	T1	T2	T3	T4	Speed
1st 99 Jorge LORENZO Movistar Yamaha Mot SPA Runs=3 Total laps=19 Full laps=14							3rd 93 Marc MARQUEZ Repsol Honda Team SPA Runs=3 Total laps=21 Full laps=16						
1	1'59.059	42.635	23.494	27.291	25.639		1	2'23.586	57.776	24.244	34.815	26.751	
2	1'34.688	21.840	21.718	26.234	24.896	309.1	2	1'37.700	22.392	22.185	26.856	26.267	299.5
3	1'34.065	21.609	21.553	26.191	24.712	309.1	3	1'35.309	21.901	21.772	26.408	25.228	307.4
4	1'33.781	21.412	21.691	26.044	24.634	310.0	4	1'38.250	23.557	22.671	26.605	25.417	299.6
5	1'33.572	21.483	21.426	25.926	24.737	310.0	5	1'34.107	21.489	21.533	26.231	24.854	307.3
6	1'35.399 P	21.516	21.613	26.072	26.198	310.7	6	1'33.678	21.418	21.410	26.031	24.819	306.4
7	10'05.400	8'51.375	22.533	26.428	25.064		7	1'41.234 P	23.318	23.724	27.450	26.742	306.8
8	1'34.250	21.598	21.589	26.198	24.865	308.0	8	7'45.481	6'28.131	23.585	27.867	25.898	
9	1'33.742	21.548	21.482	26.001	24.711	310.3	9	1'42.956	21.766	21.669	28.838	30.683	303.5
10	1'34.353	21.781	21.688	26.120	24.764	311.5	10	1'34.670	21.636	21.703	26.346	24.985	304.1
11	1'33.727	21.434	21.531	26.042	24.720	308.0	11	1'33.889	21.471	21.510	26.150	24.758	305.0
12	1'33.718	21.483	21.502	26.039	24.694	308.3	12	1'34.451	21.359	21.732	26.433	24.927	307.2
13	1'41.073 P	24.536	22.718	26.740	27.079	308.6	13	1'33.847	21.495	21.507	26.086	24.759	302.7
14	8'18.356	7'05.200	22.178	26.157	24.821		14	1'39.133 P	22.616	22.614	27.416	26.487	305.0
15	1'33.299	21.366	21.334	25.839	24.760	307.7	15	7'16.749	5'58.461	23.721	27.985	26.582	
16	1'32.830	21.248	21.305	25.804	24.473	309.7	16	1'34.959	21.879	21.676	26.293	25.111	304.9
17	1'33.154	21.302	21.350	25.955	24.547	309.0	17	1'35.747	22.555	21.773	26.378	25.041	303.2
18	1'35.717	23.455	21.735	25.934	24.593	309.1	18	1'33.439	21.459	21.349	26.034	24.597	304.3
19	1'33.229	21.445	21.423	25.811	24.550	308.3	19	1'33.313	21.254	21.352	26.060	24.647	304.9
2nd 29 Andrea IANNONE Ducati Team ITA Runs=3 Total laps=20 Full laps=15							4th 44 Poi ESPARGARO Monster Yamaha Tec SPA Runs=3 Total laps=22 Full laps=17						
1	2'42.082	1'23.240	24.475	28.023	26.344		1	2'20.788	1'00.164	23.575	29.665	27.384	
2	1'36.213	22.029	22.266	26.594	25.324	311.8	2	1'37.472	22.061	21.961	27.589	25.861	302.9
3	1'34.672	21.663	21.846	26.246	24.917	312.2	3	1'34.636	21.694	21.802	26.248	24.892	307.5
4	1'34.344	21.482	21.699	26.197	24.966	313.4	4	1'35.358	21.758	21.795	26.667	25.138	295.4
5	1'40.876	21.372	24.853	29.604	25.047	314.4	5	1'34.632	21.664	21.845	26.158	24.965	309.1
6	1'33.854	21.424	21.644	25.981	24.805	313.9	6	1'34.433	21.539	21.721	26.319	24.854	309.1
7	1'38.621 P	22.287	22.297	26.394	27.643	314.3	7	1'34.050	21.534	21.674	26.055	24.787	306.3
8	6'10.621	4'53.795	23.685	27.554	25.587		8	1'46.703 P	23.895	25.498	29.319	27.991	307.7
9	1'38.329	24.019	22.218	26.700	25.392	312.7	9	6'46.871	5'31.402	22.866	27.149	25.454	
10	1'34.367	21.644	21.689	26.181	24.853	311.9	10	1'35.717	22.226	21.904	26.483	25.104	307.0
11	1'34.718	21.630	21.900	26.406	24.782	314.2	11	1'36.804	22.487	22.272	26.932	25.113	308.8
12	1'33.864	21.359	21.625	26.104	24.776	313.1	12	1'36.647	21.603	21.813	28.183	25.048	308.2
13	1'33.916	21.334	21.666	25.999	24.917	312.7	13	1'34.391	21.598	21.751	26.155	24.887	303.2
14	1'51.034 P	24.696	28.603	29.399	28.336	312.8	14	1'34.374	21.572	21.682	26.242	24.878	306.5
15	8'56.753	7'39.490	23.452	28.176	25.635		15	1'35.515 P	21.857	21.812	26.434	25.412	306.3
16	1'34.312	21.639	21.796	26.186	24.691	311.4	16	6'46.844	5'29.207	23.462	28.065	26.110	
17	1'33.743	21.484	21.527	26.014	24.718	313.7	17	1'34.955	21.803	21.711	26.284	25.157	302.0
18	1'33.610	21.477	21.462	25.960	24.711	312.8	18	1'35.800	21.855	22.650	26.331	24.964	303.8
19	1'39.898	26.741	22.283	26.133	24.741	313.3	19	1'33.606	21.492	21.462	26.015	24.637	307.6
20	1'33.169	21.229	21.594	25.769	24.577	311.1	20	1'33.406	21.261	21.411	25.991	24.743	307.8

Fastest Lap: Jorge LORENZO Movistar Yamaha Mot SPA **1'32.830** 21.248 21.305 25.804 24.473

These data/results cannot be reproduced, stored and/or transmitted in whole or in part by any manner of electronic, mechanical, photocopying, recording, broadcasting or otherwise now known or herein after developed without the previous express consent by the copyright owner, except for reproduction in daily press and regular printed publications on sale to the public within 60 days of the event related to those data/results and always provided that copyright symbol appears together as follows below.
© DORNA, 2016



Free Practice Nr. 2

MotoGP

Lap	Lap Time	T1	T2	T3	T4	Speed	Lap	Lap Time	T1	T2	T3	T4	Speed
21	1'39.659	21.394	21.782	31.162	25.321	306.2	6	1'36.390 P	21.541	22.252	26.313	26.284	307.1
22	1'33.669	21.440	21.450	26.110	24.669	305.5	7	8'57.419	7'39.077	24.097	27.870	26.375	
5th 4 Andrea DOVIZIOSO Ducati Team ITA							8	1'36.336	22.043	22.078	26.667	25.548	302.1
Runs=3 Total laps=21 Full laps=16							9	1'39.766	21.915	21.899	30.624	25.328	303.7
1	2'30.112	1'12.550	23.910	27.621	26.031		10	1'35.167	21.492	21.953	26.559	25.163	303.2
2	1'35.923	22.305	22.090	26.404	25.124	304.8	11	1'38.248 P	21.605	21.857	28.374	26.412	304.4
3	1'34.211	21.501	21.686	26.134	24.890	310.8	12	5'03.068	3'46.839	22.631	28.221	25.377	
4	1'36.878	22.357	22.421	26.483	25.617	315.7	13	1'34.656	21.525	21.710	26.326	25.095	302.7
5	1'33.955	21.407	21.640	26.091	24.817	312.1	14	1'34.387	21.498	21.674	26.247	24.968	303.5
6	1'39.289 P	22.703	22.467	27.561	26.558	314.6	15	1'33.996	21.437	21.576	26.105	24.878	305.9
7	7'44.401	6'28.489	23.183	27.144	25.585		16	1'35.891 P	21.801	21.991	26.850	25.249	306.4
8	1'36.368	23.032	22.017	26.405	24.914	308.5	17	3'01.558	1'46.015	22.570	27.657	25.316	
9	1'34.824	21.439	21.698	26.390	25.297	309.7	18	1'34.077	21.494	21.609	26.163	24.811	303.9
10	1'33.870	21.278	21.622	26.184	24.786	310.8	19	1'33.613	21.353	21.521	26.016	24.723	305.5
11	1'39.011	21.441	21.640	28.696	27.234	310.4	20	1'33.713	21.158	21.589	26.162	24.804	304.5
12	1'33.803	21.390	21.601	26.059	24.753	311.6	8th 26 Dani PEDROSA Repsol Honda Team SPA						
13	1'33.654	21.282	21.573	26.090	24.709	312.0	Runs=3 Total laps=20 Full laps=15						
14	1'37.691 P	21.972	22.670	27.189	25.860	313.7	1	2'13.230	53.677	24.719	28.511	26.323	
15	6'59.762	5'44.250	23.084	27.007	25.421		2	1'43.579	24.380	24.807	28.456	25.936	299.8
16	1'34.802	22.001	21.699	26.158	24.944	308.5	3	1'35.751	22.127	21.898	26.640	25.086	298.1
17	1'34.045	21.440	21.596	26.119	24.890	309.5	4	1'34.792	21.848	21.602	26.477	24.865	305.0
18	1'33.995	21.303	21.704	26.164	24.824	311.0	5	1'34.271	21.632	21.622	26.293	24.724	308.3
19	1'33.717	21.338	21.593	26.044	24.742	309.8	6	1'34.201	21.644	21.590	26.154	24.813	306.3
20	1'34.828	21.353	21.868	26.493	25.114	309.8	7	1'33.886	21.615	21.665	26.048	24.558	305.8
21	1'33.574	21.310	21.523	25.984	24.757	307.2	8	1'33.748	21.556	21.485	26.077	24.630	306.3
6th 41 Aleix ESPARGARO Team SUZUKI ECST SPA							9	1'37.573 P	22.708	22.261	26.927	25.677	308.1
Runs=4 Total laps=19 Full laps=11							10	8'35.523	7'19.160	23.487	27.482	25.394	
1	2'37.427	1'19.286	24.510	27.723	25.908		11	1'36.354	22.711	22.013	26.619	25.011	303.2
2	1'36.062	22.175	21.927	26.716	25.244	300.3	12	1'34.756	21.796	21.735	26.331	24.894	303.2
3	1'35.410	21.996	21.714	26.382	25.318	298.3	13	1'34.481	21.720	21.725	26.214	24.822	307.0
4	1'34.804	21.831	21.604	26.252	25.117	300.4	14	1'37.027 P	22.737	21.921	26.732	25.637	307.1
5	1'34.259	21.594	21.531	26.237	24.897	300.8	15	7'12.413	5'57.012	23.016	27.139	25.246	
6	1'38.044 P	23.056	22.135	26.722	26.131	304.0	16	1'34.730	21.764	21.847	26.337	24.782	303.1
7	8'27.810	7'11.800	23.170	27.147	25.693		17	1'34.257	21.556	21.667	26.251	24.783	307.9
8	1'34.837	22.087	21.593	26.219	24.938	302.3	18	1'37.193	23.595	22.046	26.543	25.009	308.7
unfinished	21.608	21.546				303.6	19	1'34.294	21.558	21.710	26.211	24.815	308.8
9	9'57.727		23.668	27.548	25.636		20	1'36.428	21.668	21.682	27.656	25.422	307.9
10	1'35.207	22.223	21.773	26.268	24.943	300.5	9th 8 Hector BARBERA Avintia Racing SPA						
11	1'34.376	21.723	21.605	26.207	24.841	301.1	Runs=3 Total laps=20 Full laps=14						
12	1'38.454	21.655	24.096	27.187	25.516	300.8	1	2'14.377	50.214	24.123	29.009	31.031	
13	1'41.704	21.677	21.503			303.2	2	1'45.907	22.554	22.538	27.173	33.642	290.6
14	1'34.322	21.661	21.480	26.172	25.009	302.6	3	1'35.930	22.060	21.946	26.738	25.186	291.3
15	1'37.844 P	22.031	22.178	27.284	26.351	297.9	4	1'35.207	21.766	21.865	26.489	25.087	309.8
16	2'48.567	1'34.934	22.136	26.518	24.979		5	1'34.926	21.629	21.902	26.408	24.987	310.1
17	1'33.595	21.532	21.357	25.984	24.722	302.9	6	1'38.022	21.882	24.157	26.611	25.372	311.0
18	1'33.794	21.560	21.421	26.085	24.728	301.9	7	1'34.803	21.660	21.877	26.329	24.937	309.2
7th 25 Maverick VIÑALES Team SUZUKI ECST SPA							8	1'34.906	21.643	21.785	26.412	25.066	309.8
Runs=4 Total laps=20 Full laps=13							9	1'39.418 P	22.143	22.774	27.321	27.180	306.3
1	2'35.381	1'16.491	23.936	28.373	26.581		10	7'15.335	5'52.902	23.359	27.396	31.678	
2	1'40.163	21.777	21.924	30.593	25.869	305.2	11	1'36.119	22.226	22.227	26.454	25.212	306.9
3	1'35.134	21.712	21.654	26.594	25.174	305.2	12	1'34.741	21.737	21.887	26.141	24.976	310.0
4	1'34.401	21.530	21.631	26.307	24.933	306.1	13	1'34.683	21.586	21.806	26.342	24.949	308.3
5	1'34.021	21.457	21.550	26.118	24.896	304.5	14	1'34.596	21.512	21.806	26.292	24.986	308.7
							15	1'38.394 P	21.751	21.942	27.821	26.880	305.6

Fastest Lap: Jorge LORENZO Movistar Yamaha Mot SPA **1'32.830** 21.248 21.305 25.804 24.473

These data/results cannot be reproduced, stored and/or transmitted in whole or in part by any manner of electronic, mechanical, photocopying, recording, broadcasting or otherwise now known or herein after developed without the previous express consent by the copyright owner, except for reproduction in daily press and regular printed publications on sale to the public within 60 days of the event related to those data/results and always provided that copyright symbol appears together as follows below.
© DORNA, 2016

Official MotoGP Timing by TISSOT
www.motogp.com

Le Mans, Friday, May 06, 2016

Page 2 of 5



Free Practice Nr. 2

MotoGP

Lap	Lap Time	T1	T2	T3	T4	Speed	Lap	Lap Time	T1	T2	T3	T4	Speed
16	8'51.873	7'33.753	23.635	27.725	26.760		4	1'39.511	21.858	24.810	27.383	25.460	307.1
17	1'34.170	21.737	21.579	26.084	24.770	310.9	5	1'34.703	21.750	21.713	26.337	24.903	304.7
18	1'33.951	21.550	21.577	26.005	24.819	309.1	6	1'38.864	21.597	22.483	29.182	25.602	309.1
19	1'35.086	21.541	22.378	26.374	24.793	307.7		unfinished	21.714	21.602	26.174		304.9
20	1'53.432	P 21.498	21.828			309.6	7	13'30.630		24.745	30.821	28.963	
10th 46 Valentino ROSSI Movistar Yamaha Mot ITA Runs=3 Total laps=19 Full laps=14							8	1'38.775	23.759	22.610	26.949	25.457	303.5
1	2'46.244	1'28.557	24.158	27.774	25.755		9	1'34.932	21.713	21.847	26.337	25.035	303.5
2	1'35.872	21.969	22.064	26.651	25.188	304.0	10	1'37.145	21.757	21.871	26.534	26.983	304.3
3	1'34.916	21.769	21.797	26.440	24.910	302.0	11	1'48.021	P 23.368	24.813			302.5
4	1'34.528	21.571	21.883	26.265	24.809	303.2	12	11'36.072	0'19.337	23.603	27.620	25.512	
5	1'34.374	21.556	21.713	26.381	24.724	302.6	13	1'34.053	21.641	21.559	26.165	24.688	303.2
6	1'34.356	21.612	21.641	26.177	24.926	303.3	14	1'34.609	21.719	21.881	26.198	24.811	303.9
7	1'41.454	P 23.478	23.047	26.937	27.992	299.5	13th 45 Scott REDDING OCTO Pramac Yakhn GBR Runs=3 Total laps=18 Full laps=12						
8	10'59.714	9'41.032	23.572	29.522	25.588		1	2'31.163	1'13.456	24.107	27.648	25.952	
9	1'34.894	21.752	21.800	26.312	25.030	305.6	2	1'35.277	21.830	21.912	26.403	25.132	308.4
10	1'34.391	21.550	21.731	26.232	24.878	298.1	3	1'34.318	21.642	21.684	26.145	24.847	308.7
11	1'44.602	P 22.963	26.936	28.656	26.047	305.3	4	1'34.616	21.494	21.673	26.134	25.315	310.3
12	7'11.994	5'56.996	23.056	26.942	25.000		5	1'40.851	25.422	23.058	26.876	25.495	310.3
13	1'34.225	21.705	21.630	26.265	24.625	305.9	6	1'34.468	21.535	21.762	26.181	24.990	308.9
14	1'34.109	21.522	21.568	26.326	24.693	305.7	7	1'42.626	P 24.551	23.390	27.528	27.157	308.2
15	1'34.123	21.577	21.606	26.220	24.720	302.6	8	8'00.299	6'44.876	22.728	27.117	25.578	
16	1'33.974	21.524	21.610	26.128	24.712	304.9	9	1'34.878	21.772	21.812	26.288	25.006	305.7
17	1'34.103	21.673	21.635	26.094	24.701	304.1	10	1'34.486	21.589	21.698	26.301	24.898	307.6
18	1'34.141	21.552	21.659	26.138	24.792	303.4	11	1'34.089	21.531	21.739	26.100	24.719	309.0
19	1'34.142	21.528	21.702	26.120	24.792	303.9	12	1'34.500	21.540	21.852	26.188	24.920	308.9
11th 9 Danilo PETRUCCI OCTO Pramac Yakhn ITA Runs=3 Total laps=20 Full laps=15							13	1'41.428	P 25.015	22.408	26.951	27.054	307.8
1	2'19.905	54.910	26.061	31.348	27.586		14	9'12.726	7'54.745	22.903	29.165	25.913	
2	1'39.431	22.203	22.720	27.942	26.566	302.2	15	1'39.659	21.628	21.678	30.562	25.791	304.4
3	1'35.277	21.812	21.882	26.353	25.230	304.4	16	1'34.126	21.546	21.673	26.132	24.775	306.1
4	1'34.732	21.665	21.851	26.110	25.106	304.6	17	1'34.083	21.549	21.642	26.172	24.720	305.6
5	1'34.651	21.723	21.679	26.192	25.057	308.3		unfinished	21.386				306.0
6	1'39.678	23.448	23.978	27.001	25.251	309.8	14th 38 Bradley SMITH Monster Yamaha Tec GBR Runs=3 Total laps=23 Full laps=18						
7	1'34.796	21.631	21.698	26.377	25.090	305.0	1	2'25.317	1'04.950	25.086	28.693	26.588	
8	1'34.775	21.615	21.711	26.172	25.277	305.9	2	1'37.939	22.656	22.504	27.079	25.700	303.5
9	1'42.108	P 23.865	22.757	27.906	27.580	300.8	3	1'36.330	22.058	22.214	26.767	25.291	304.8
10	9'03.039	7'47.449	22.959	27.107	25.524		4	1'35.491	21.769	21.907	26.593	25.222	305.8
11	1'34.781	21.721	21.673	26.295	25.092	303.7	5	1'35.067	21.762	21.764	26.491	25.050	308.4
12	1'34.469	21.599	21.626	26.187	25.057	302.6	6	1'35.000	21.587	21.786	26.518	25.109	308.4
13	1'34.544	21.654	21.587	26.249	25.054	303.8	7	1'34.556	21.603	21.723	26.266	24.964	307.0
14	1'39.645	P 22.363	23.353	26.992	26.937	300.2	8	1'46.485	P 26.067	23.951	27.797	28.670	306.1
15	6'20.626	5'00.199	23.708	29.658	27.061		9	6'17.767	5'02.346	22.686	27.076	25.659	
16	1'34.382	21.659	21.594	26.188	24.941	305.6	10	1'35.106	21.797	21.829	26.397	25.083	304.9
17	1'34.050	21.518	21.599	26.113	24.820	305.0	11	1'34.873	21.667	21.816	26.319	25.071	307.0
18	1'45.637	21.558	23.409	27.428	33.242	305.6	12	1'34.709	21.566	21.718	26.396	25.029	306.5
19	1'36.226	23.185	21.957	26.089	24.995	304.9	13	1'34.600	21.650	21.740	26.253	24.957	305.4
20	1'34.234	21.500	21.663	26.109	24.962	304.9	14	1'34.585	21.506	21.745	26.373	24.961	306.1
12th 35 Cal CRUTCHLOW LCR Honda GBR Runs=3 Total laps=15 Full laps=9							15	1'41.449	P 24.170	23.184	27.309	26.786	306.0
1	2'26.200	59.621	24.834	32.687	29.058		16	4'39.881	3'25.223	22.702	26.779	25.177	
2	1'38.329	22.630	22.653	27.068	25.978	298.7	17	1'34.466	21.685	21.623	26.261	24.897	306.9
3	1'35.204	21.743	21.899	26.270	25.292	307.2	18	1'34.306	21.494	21.666	26.253	24.893	307.5
							19	1'34.591	21.617	21.707	26.319	24.948	306.0
							20	1'34.534	21.526	21.870	26.259	24.879	306.0

Fastest Lap: Jorge LORENZO Movistar Yamaha Mot SPA **1'32.830** 21.248 21.305 25.804 24.473

These data/results cannot be reproduced, stored and/or transmitted in whole or in part by any manner of electronic, mechanical, photocopying, recording, broadcasting or otherwise now known or herein after developed without the previous express consent by the copyright owner, except for reproduction in daily press and regular printed publications on sale to the public within 60 days of the event related to those data/results and always provided that copyright symbol appears together as follows below.
© DORNA, 2016

Official MotoGP Timing by TISSOT
www.motogp.com

Le Mans, Friday, May 06, 2016

Page 3 of 5



Free Practice Nr. 2

MotoGP

Lap	Lap Time	T1	T2	T3	T4	Speed	Lap	Lap Time	T1	T2	T3	T4	Speed
21	1'34.984	21.620	21.889	26.502	24.973	305.8	9	1'44.699	24.779	22.668	28.698	28.554	301.5
22	1'37.960	<u>21.472</u>	21.651			306.4	10	1'35.177	21.775	21.917	26.215	25.270	303.2
23	1'34.700	21.642	21.823	26.291	24.944	304.8	11	1'34.990	<u>21.656</u>	21.857	26.336	25.141	305.8
15th 76 Loris BAZ Avintia Racing FRA							12	1'38.810	P 21.930	<u>22.062</u>	<u>26.498</u>	<u>28.320</u>	<u>306.9</u>
Runs=3 Total laps=17 Full laps=11							13	9'18.330	7'58.665	23.243	27.193	29.229	
1	1'59.365	42.869	23.471	27.471	25.554		14	1'48.146	21.780	22.178	32.570	31.618	303.2
2	1'35.278	21.858	21.695	26.595	25.130	301.1	15	1'34.764	21.773	21.804	26.279	24.908	306.9
3	1'34.650	<u>21.634</u>	21.558	26.443	25.015	<u>302.3</u>	16	1'45.656	24.820	22.757	26.651	31.428	297.9
4	1'36.084	21.789	21.660	26.531	26.104	301.3	17	1'34.531	21.697	<u>21.765</u>	<u>26.198</u>	<u>24.871</u>	305.9
5	1'40.272	24.627	23.677	26.667	25.301	300.8	18	1'44.229	P 21.809	25.548	28.440	28.432	<u>307.0</u>
6	1'34.818	21.753	21.562	26.347	25.156	300.8	18th 43 Jack MILLER Estrella Galicia 0,0 M AUS						
7	1'34.822	21.692	21.695	<u>26.271</u>	25.164	300.0	Runs=3 Total laps=18 Full laps=13						
8	1'35.041	21.751	21.702	26.334	25.254	298.3	1	2'16.219	57.276	24.350	28.310	26.283	
9	1'42.504	P 23.747	<u>23.132</u>	<u>27.782</u>	<u>27.843</u>	<u>290.5</u>	2	1'36.808	22.172	22.031	27.102	25.503	299.9
10	8'29.135	7'10.117	23.702	29.501	25.815		3	1'36.277	21.945	21.955	26.915	25.462	300.2
11	1'36.454	21.803	22.876	26.637	25.138	302.0	4	1'36.129	22.010	22.075	26.770	25.274	301.3
12	1'44.682	P 21.728	<u>21.687</u>			<u>302.0</u>	5	1'46.310	23.403	27.473	29.303	26.131	300.3
13	8'08.305	6'52.902	23.189	26.979	25.235		6	1'35.692	21.741	21.938	26.645	25.368	304.3
14	1'34.638	21.828	<u>21.465</u>	26.271	25.074	299.7	7	1'44.650	P 24.454	<u>23.059</u>	<u>28.355</u>	<u>28.782</u>	<u>304.7</u>
15	1'34.364	21.670	21.467	26.280	<u>24.947</u>	300.0	8	8'58.025	7'35.694	23.486	29.138	29.707	
16	1'55.975	23.492	29.653	33.265	29.565	300.0	9	1'35.677	21.915	21.922	26.568	25.272	301.6
unfinished 21.661 301.5							10	1'38.998	23.379	23.670	26.745	25.204	302.2
16th 50 Eugene LAVERTY Aspar Team MotoGP IRL							11	1'34.918	<u>21.629</u>	21.775	26.469	25.045	303.6
Runs=3 Total laps=19 Full laps=13							12	1'43.435	P 22.500	24.418	29.467	27.050	302.3
1	2'02.719	44.192	23.836	28.358	26.333		13	10'04.449	8'49.414	22.186	26.636	26.213	
2	1'35.889	22.110	22.012	26.523	25.244	306.1	14	1'34.778	21.820	21.623	26.438	24.897	296.6
3	1'35.479	21.859	21.892	26.496	25.232	308.4	15	1'35.128	21.785	21.730	26.484	25.129	302.7
4	1'35.368	<u>21.670</u>	22.090	26.428	25.180	307.6	16	1'43.457	25.772	24.076	26.976	26.633	282.5
5	1'35.344	21.910	21.862	26.461	25.111	308.1	17	1'34.656	21.740	21.679	<u>26.345</u>	<u>24.892</u>	300.6
6	1'42.479	P 23.136	22.368	27.493	29.482	303.7	18	1'34.749	21.642	<u>21.569</u>	26.413	25.125	301.5
7	10'42.499	9'22.571	25.239	28.170	26.519		19th 6 Stefan BRADL Aprilia Racing Team GER						
8	1'36.196	21.965	21.929	27.000	25.302	307.3	Runs=3 Total laps=20 Full laps=15						
9	1'35.242	21.722	21.872	26.468	25.180	308.3	1	2'17.062	57.011	24.514	29.284	26.253	
10	1'35.129	21.919	21.853	26.314	25.043	307.4	2	1'43.345	22.463	22.120	26.820	31.942	294.1
11	1'35.083	21.832	21.859	26.377	25.015	306.0	3	1'36.061	22.244	21.818	26.689	25.310	292.2
12	1'41.499	P 23.424	<u>22.043</u>	<u>27.624</u>	<u>28.408</u>	<u>306.9</u>	4	1'35.195	21.829	21.775	26.469	25.122	295.0
13	8'03.943	6'47.111	23.405	27.661	25.766		5	1'34.890	21.906	21.714	26.310	24.960	300.1
14	1'34.915	21.823	21.797	26.298	24.997	306.9	6	1'35.200	21.906	21.839	26.357	25.098	299.1
15	1'34.653	21.810	21.733	26.183	24.927	304.4	7	1'40.733	P 22.869	22.773	28.052	27.039	298.9
16	1'34.588	21.694	21.734	26.263	<u>24.897</u>	<u>308.7</u>	8	9'25.197	8'04.138	23.247	28.037	29.775	
17	1'42.363	24.927	23.963	27.614	25.859	305.4	9	1'35.843	22.040	21.992	26.657	25.154	294.1
18	1'34.425	21.689	<u>21.689</u>	<u>26.148</u>	24.899	306.7	10	1'36.218	22.088	22.231	26.721	25.178	296.5
19	1'45.771	P 23.942	23.367	28.452	30.010	307.5	11	1'47.452	21.937	21.946			295.8
17th 68 Yonny HERNANDE Aspar Team MotoGP COL							12	1'36.709	21.985	21.852	26.448	26.424	293.3
Runs=4 Total laps=18 Full laps=10							13	1'40.253	P 22.978	22.482	27.931	26.862	290.7
1	2'17.398	59.078	23.901	28.017	26.402		14	6'40.164	5'20.089	23.551	27.885	28.639	
2	1'41.254	P 22.379	22.137	26.748	29.990	303.0	15	1'35.350	22.077	21.791	26.423	25.059	295.1
3	3'55.587	2'39.933	22.960	27.092	25.602		16	1'34.820	21.852	21.706	26.289	24.973	296.8
4	1'36.313	22.221	21.989	26.937	25.166	300.3	17	1'34.742	<u>21.735</u>	21.841	<u>26.212</u>	<u>24.954</u>	298.4
5	1'37.788	P 22.284	<u>22.362</u>	<u>26.687</u>	<u>26.455</u>	<u>299.2</u>	18	1'55.137	26.587	30.764	32.664	25.122	<u>300.2</u>
6	7'58.546	6'43.047	22.626	27.061	25.812		19	1'38.901	21.772	21.857	27.805	27.467	296.8
7	1'35.383	21.882	21.902	26.468	25.131	305.1	20	1'34.753	21.775	<u>21.685</u>	26.326	24.967	298.6
8	1'35.439	21.874	21.819	26.641	25.105	304.4							

Fastest Lap: Jorge LORENZO Movistar Yamaha Mot SPA **1'32.830** 21.248 21.305 25.804 24.473

These data/results cannot be reproduced, stored and/or transmitted in whole or in part by any manner of electronic, mechanical, photocopying, recording, broadcasting or otherwise now known or herein after developed without the previous express consent by the copyright owner, except for reproduction in daily press and regular printed publications on sale to the public within 60 days of the event related to those data/results and always provided that copyright symbol appears together as follows below.
© DORNA, 2016

Official MotoGP Timing by TISSOT
www.motogp.com

Le Mans, Friday, May 06, 2016

Page 4 of 5



Free Practice Nr. 2

MotoGP

Lap	Lap Time	T1	T2	T3	T4	Speed	Lap	Lap Time	T1	T2	T3	T4	Speed
20th	53	Tito RABAT		Estrella Galicia 0,0 M		SPA							
		Runs=3	Total laps=22	Full laps=17									
1	2'14.106	53.863	24.769	28.762	26.712								
2	1'40.017	22.635	22.931	28.439	26.012	293.3							
3	1'37.125	22.339	22.190	27.045	25.551	289.7							
4	1'36.876	22.531	22.128	26.932	25.285	290.6							
5	1'35.379	22.115	21.882	26.114	25.268	295.8							
6	1'35.431	21.834	21.788	26.497	25.312	299.8							
7	1'35.619	21.915	21.809	26.537	25.358	295.1							
8	1'42.020 P	23.072	22.815	27.342	28.791	284.9							
9	6'14.431	4'58.053	23.329	27.113	25.936								
10	1'35.868	22.085	21.766	26.601	25.416	287.1							
11	1'36.228	21.993	21.882	26.931	25.422	297.4							
12	1'37.041	22.318	22.225	27.066	25.432	287.3							
13	1'35.535	21.953	21.787	26.646	25.149	293.1							
14	1'35.534	21.832	21.984	26.526	25.192	293.9							
15	1'38.968 P	22.608	22.130	26.902	27.328	291.0							
16	7'11.375	5'52.301	23.568	29.273	26.233								
17	1'39.282	22.199	21.873	26.699	28.511	293.3							
18	1'36.001	22.266	21.997	26.549	25.189	294.9							
19	1'35.671	21.950	21.889	26.610	25.222	296.1							
20	1'35.301	22.293	21.644	26.036	25.328	293.7							
21	1'35.157	21.907	21.670	26.441	25.139	296.2							
22	1'34.789	21.723	21.556	26.233	25.277	297.2							

Lap	Lap Time	T1	T2	T3	T4	Speed	Lap	Lap Time	T1	T2	T3	T4	Speed
21st	19	Alvaro BAUTISTA		Aprilia Racing Team		SPA							
		Runs=4	Total laps=19	Full laps=13									
1	2'13.724	54.085	24.562	28.501	26.576								
2	1'37.141	22.440	22.188	26.910	25.603	303.6							
3	1'36.674	22.299	22.104	26.846	25.425	302.0							
4	1'36.135	22.058	21.936	26.744	25.397	300.7							
5	1'35.579	21.951	21.956	26.530	25.142	303.7							
6	1'41.486 P	22.836	23.019	27.952	27.679	304.6							
7	7'00.749	5'45.621	22.518	26.900	25.710								
8	1'36.198	22.103	21.938	26.613	25.544	304.1							
9	1'35.713	22.151	21.839	26.504	25.219	304.2							
10	1'42.053	21.945	21.819	32.858	25.431	303.2							
11	1'35.635	21.827	21.887	26.644	25.277	305.1							
12	1'35.467	21.879	21.876	26.493	25.219	305.5							
13	1'39.540 P	21.872	22.728	27.404	27.536	304.9							
14	6'40.081 P	5'23.599	22.654	27.258	26.570								
15	4'56.715	3'40.243	23.843	27.195	25.434								
16	1'35.752	22.039	21.829	26.535	25.349	303.7							
17	1'35.383	22.005	21.775	26.453	25.150	302.2							
18	1'35.089	21.846	21.738	26.490	25.015	303.1							
19	1'35.306	21.808	21.809	26.619	25.070	302.6							

Fastest Lap: Jorge LORENZO Movistar Yamaha Mot SPA **1'32.830** 21.248 21.305 25.804 24.473

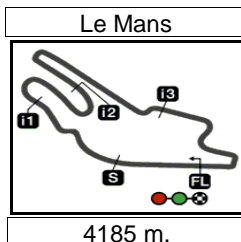
These data/results cannot be reproduced, stored and/or transmitted in whole or in part by any manner of electronic, mechanical, photocopying, recording, broadcasting or otherwise now known or herein after developed without the previous express consent by the copyright owner, except for reproduction in daily press and regular printed publications on sale to the public within 60 days of the event related to those data/results and always provided that copyright symbol appears together as follows below.
© DORNA, 2016

Official MotoGP Timing by **TISSOT**
www.motogp.com

Le Mans, Friday, May 06, 2016

Page 5 of 5





Results and timing service provided by **TISSOT**

MotoGP

MONSTER ENERGY GRAND PRIX DE FRANCE

Free Practice Nr. 2

Best Partial Times

IT Ideal Lap Time, sum of the best partial times

BT Best Lap Time


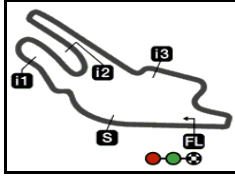
T1			T2			T3			T4			IT		BT
Pos	Rider	Time	Rider	Time	Rider	Time	Rider	Time	Pos	Rider	IT	BT		
1	M.VIÑALES	21.158	J.LORENZO	21.305	A.IANNONE	25.769	J.LORENZO	24.473	1	J.LORENZO	1'32.830	1'32.830	(1)	
2	A.IANNONE	21.229	M.MARQUEZ	21.312	J.LORENZO	25.804	D.PEDROSA	24.558	2	A.IANNONE	1'33.037	1'33.169	(2)	
3	J.LORENZO	21.248	A.ESPARGARO	21.357	A.DOVIZIOSO	25.984	A.IANNONE	24.577	3	M.MARQUEZ	1'33.194	1'33.313	(3)	
4	M.MARQUEZ	21.254	P.ESPARGARO	21.411	A.ESPARGARO	25.984	M.MARQUEZ	24.597	4	P.ESPARGAR	1'33.300	1'33.406	(4)	
5	P.ESPARGARO	21.261	A.IANNONE	21.462	P.ESPARGARO	25.991	V.ROSSI	24.625	5	M.VIÑALES	1'33.418	1'33.613	(7)	
6	A.DOVIZIOSO	21.278	L.BAZ	21.465	H.BARBERA	26.005	P.ESPARGARO	24.637	6	A.DOVIZIOSO	1'33.494	1'33.574	(5)	
7	S.REDDING	21.386	D.PEDROSA	21.485	M.VIÑALES	26.016	C.CRUTCHLOW	24.688	7	A.ESPARGAR	1'33.595	1'33.595	(6)	
8	B.SMITH	21.472	M.VIÑALES	21.521	M.MARQUEZ	26.031	A.DOVIZIOSO	24.709	8	D.PEDROSA	1'33.647	1'33.748	(8)	
9	H.BARBERA	21.498	A.DOVIZIOSO	21.523	T.RABAT	26.036	S.REDDING	24.719	9	V.ROSSI	1'33.809	1'33.974	(10)	
10	D.PETRUCCI	21.500	T.RABAT	21.556	D.PEDROSA	26.048	A.ESPARGARO	24.722	10	S.REDDING	1'33.847	1'34.083	(13)	
11	V.ROSSI	21.522	C.CRUTCHLOW	21.559	D.PETRUCCI	26.089	M.VIÑALES	24.723	11	H.BARBERA	1'33.850	1'33.951	(9)	
12	A.ESPARGARO	21.532	V.ROSSI	21.568	V.ROSSI	26.094	H.BARBERA	24.770	12	D.PETRUCCI	1'33.996	1'34.050	(11)	
13	D.PEDROSA	21.556	J.MILLER	21.569	S.REDDING	26.100	D.PETRUCCI	24.820	13	C.CRUTCHLO	1'34.009	1'34.053	(12)	
14	C.CRUTCHLOW	21.597	H.BARBERA	21.577	E.LAVERTY	26.148	Y.HERNANDEZ	24.871	14	B.SMITH	1'34.227	1'34.306	(14)	
15	J.MILLER	21.629	D.PETRUCCI	21.587	C.CRUTCHLOW	26.165	B.SMITH	24.879	15	L.BAZ	1'34.317	1'34.364	(15)	
16	L.BAZ	21.634	B.SMITH	21.623	Y.HERNANDEZ	26.198	J.MILLER	24.892	16	E.LAVERTY	1'34.404	1'34.425	(16)	
17	Y.HERNANDEZ	21.656	S.REDDING	21.642	S.BRADL	26.212	E.LAVERTY	24.897	17	J.MILLER	1'34.435	1'34.656	(18)	
18	E.LAVERTY	21.670	S.BRADL	21.685	B.SMITH	26.253	L.BAZ	24.947	18	T.RABAT	1'34.454	1'34.789	(20)	
19	T.RABAT	21.723	E.LAVERTY	21.689	L.BAZ	26.271	S.BRADL	24.954	19	Y.HERNANDEZ	1'34.490	1'34.531	(17)	
20	S.BRADL	21.735	A.BAUTISTA	21.738	J.MILLER	26.345	A.BAUTISTA	25.015	20	S.BRADL	1'34.586	1'34.742	(19)	
21	A.BAUTISTA	21.808	Y.HERNANDEZ	21.765	A.BAUTISTA	26.453	T.RABAT	25.139	21	A.BAUTISTA	1'35.014	1'35.089	(21)	

These data/results cannot be reproduced, stored and/or transmitted in whole or in part by any manner of electronic, mechanical, photocopying, recording, broadcasting or otherwise now known or herein after developed without the previous express consent by the copyright owner, except for reproduction in daily press and regular printed publications on sale to the public within 60 days of the event related to those data/results and always provided that copyright symbol appears together as follows below.
© DORNA, 2016

Official MotoGP Timing by **TISSOT**
www.motogp.com




Le Mans

Results and timing service provided by **MotoGP**

4185 m.

MONSTER ENERGY GRAND PRIX DE FRANCE**Free Practice Nr. 2****Fastest Laps Sequence**

<i>Practice Time</i>	 <i>Rider</i>	<i>Nation</i>	<i>Motorcycle</i>	<i>Time</i>	<i>Km/h</i>	<i>Rider's Lap</i>
3'33.747	99 Jorge LORENZO	SPA	YAMAHA	1'34.688	159.1	2
5'07.812	99 Jorge LORENZO	SPA	YAMAHA	1'34.065	160.1	3
6'41.593	99 Jorge LORENZO	SPA	YAMAHA	1'33.781	160.6	4
8'15.165	99 Jorge LORENZO	SPA	YAMAHA	1'33.572	161.0	5
39'18.482	99 Jorge LORENZO	SPA	YAMAHA	1'33.299	161.4	15
40'51.312	99 Jorge LORENZO	SPA	YAMAHA	1'32.830	162.2	16

These data/results cannot be reproduced, stored and/or transmitted in whole or in part by any manner of electronic, mechanical, photocopying, recording, broadcasting or otherwise now known or herein after developed without the previous express consent by the copyright owner, except for reproduction in daily press and regular printed publications on sale to the public within 60 days of the event related to those data/results and always provided that copyright symbol appears together as follows below.

© DORNA, 2016

Official MotoGP Timing by **TISSOT**
www.motogp.com

Le Mans, Friday, May 06, 2016