

3671 m.

# GoPro MOTORRAD GRAND PRIX DEUTSCHLAND

## Qualifying Classification



		Rider	Nation	Team	Motorcycle	Time	Lap Total	Gap	Top Speed
1	33	Enea BASTIANINI	ITA	Gresini Racing Moto3	HONDA	<b>1'27.129</b>	16 16		<b>209.0</b>
2	55	Andrea LOCATELLI	ITA	Leopard Racing	KTM	<b>1'27.448</b>	14 16	0.319 0.319	<b>208.3</b>
3	44	Aron CANET	SPA	Estrella Galicia 0,0	HONDA	<b>1'27.501</b>	15 17	0.372 0.053	<b>209.8</b>
4	64	Bo BENDSNEYDER	NED	Red Bull KTM Ajo	KTM	<b>1'27.522</b>	18 18	0.393 0.021	<b>207.2</b>
5	9	Jorge NAVARRO	SPA	Estrella Galicia 0,0	HONDA	<b>1'27.538</b>	15 17	0.409 0.016	<b>208.4</b>
6	41	Brad BINDER	RSA	Red Bull KTM Ajo	KTM	<b>1'27.566</b>	11 18	0.437 0.028	<b>208.8</b>
7	95	Jules DANILO	FRA	Ongetta-Rivacold	HONDA	<b>1'27.639</b>	16 16	0.510 0.073	<b>208.1</b>
8	17	John MCPHEE	GBR	Peugeot MC Saxoprint	PEUGEOT	<b>1'27.739</b>	14 16	0.610 0.100	<b>208.0</b>
9	76	Hiroki ONO	JPN	Honda Team Asia	HONDA	<b>1'27.819</b>	20 20	0.690 0.080	<b>211.9</b>
10	88	Jorge MARTIN	SPA	Pull & Bear ASPAR Mahindra T	MAHINDRA	<b>1'27.875</b>	9 11	0.746 0.056	<b>204.5</b>
11	21	Francesco BAGNAIA	ITA	Pull & Bear ASPAR Mahindra T	MAHINDRA	<b>1'27.939</b>	17 17	0.810 0.064	<b>206.9</b>
12	20	Fabio QUARTARARO	FRA	Leopard Racing	KTM	<b>1'27.990</b>	18 18	0.861 0.051	<b>205.0</b>
13	58	Juanfran GUEVARA	SPA	RBA Racing Team	KTM	<b>1'28.017</b>	15 16	0.888 0.027	<b>211.1</b>
14	19	Gabriel RODRIGO	ARG	RBA Racing Team	KTM	<b>1'28.022</b>	5 14	0.893 0.005	<b>209.6</b>
15	84	Jakub KORNFEIL	CZE	Drive M7 SIC Racing Team	HONDA	<b>1'28.219</b>	10 16	1.090 0.197	<b>206.6</b>
16	11	Livio LOI	BEL	RW Racing GP BV	HONDA	<b>1'28.317</b>	5 18	1.188 0.098	<b>209.0</b>
17	5	Romano FENATI	ITA	SKY Racing Team VR46	KTM	<b>1'28.323</b>	5 10	1.194 0.006	<b>206.0</b>
18	36	Joan MIR	SPA	Leopard Racing	KTM	<b>1'28.360</b>	4 15	1.231 0.037	<b>208.0</b>
19	65	Philipp OETTL	GER	Schedl GP Racing	KTM	<b>1'28.390</b>	20 20	1.261 0.030	<b>207.8</b>
20	89	Khairul Idham PAWI	MAL	Honda Team Asia	HONDA	<b>1'28.397</b>	17 17	1.268 0.007	<b>208.0</b>
21	8	Nicolo BULEGA	ITA	SKY Racing Team VR46	KTM	<b>1'28.402</b>	5 17	1.273 0.005	<b>207.3</b>
22	4	Fabio DI GIANNANTONIO	ITA	Gresini Racing Moto3	HONDA	<b>1'28.424</b>	8 16	1.295 0.022	<b>207.4</b>
23	24	Tatsuki SUZUKI	JPN	CIP-Unicom Starker	MAHINDRA	<b>1'28.469</b>	12 18	1.340 0.045	<b>207.0</b>
24	10	Alexis MASBOU	FRA	Peugeot MC Saxoprint	PEUGEOT	<b>1'28.492</b>	16 16	1.363 0.023	<b>206.6</b>
25	6	Maria HERRERA	SPA	MH6 Team	KTM	<b>1'28.492</b>	5 10	1.363	<b>207.2</b>
26	7	Adam NORRODIN	MAL	Drive M7 SIC Racing Team	HONDA	<b>1'28.698</b>	10 17	1.569 0.206	<b>208.5</b>
27	43	Stefano VALTULINI	ITA	3570 Team Italia	MAHINDRA	<b>1'28.780</b>	18 19	1.651 0.082	<b>204.7</b>
28	97	Maximilian KAPPLER	GER	KRM-RZT	KTM	<b>1'28.955</b>	20 20	1.826 0.175	<b>206.2</b>
29	23	Niccolò ANTONELLI	ITA	Ongetta-Rivacold	HONDA	<b>1'28.973</b>	2 2	1.844 0.018	<b>205.4</b>
30	16	Andrea MIGNO	ITA	SKY Racing Team VR46	KTM	<b>1'29.343</b>	9 13	2.214 0.370	<b>207.2</b>
31	40	Darryn BINDER	RSA	Platinum Bay Real Estate	MAHINDRA	<b>1'29.412</b>	14 15	2.283 0.069	<b>208.3</b>
32	77	Lorenzo PETRARCA	ITA	3570 Team Italia	MAHINDRA	<b>1'29.619</b>	17 17	2.490 0.207	<b>203.9</b>
33	27	Tim GEORGI	GER	Freudenberg Racing Team	KTM	<b>1'30.265</b>	10 18	3.136 0.646	<b>207.6</b>
34	3	Fabio SPIRANELLI	ITA	CIP-Unicom Starker	MAHINDRA	<b>1'30.526</b>	2 9	3.397 0.261	<b>204.6</b>

**Not Classified**

\* 22 Danny WEBB GBR Platinum Bay Real Estate MAHINDRA

Practice condition: Dry

Air: 21°

Humidity: 45%

Ground: 34°

	Fastest Lap:	Lap: 16	Enea BASTIANINI	1'27.129	151.6 Km/h
	Circuit Record Lap:	2014	Brad BINDER	1'26.877	152.1 Km/h
	Circuit Best Lap:	2015	Danny KENT	1'26.174	153.3 Km/h

\* Qualified for the race having achieved a time within 107 % of the fastest rider in a free practice session.

The results are provisional until the end of the limit for protest and appeals.

Time limit for protest expires 30' after publication of the results - Mr. .... Time: .....

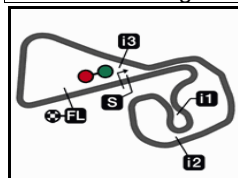
These data/results cannot be reproduced, stored and/or transmitted in whole or in part by any manner of electronic, mechanical, photocopying, recording, broadcasting or otherwise now known or herein after developed without the previous express consent by the copyright owner, except for reproduction in daily press and regular printed publications on sale to the public within 60 days of the event related to those data/results and always provided that copyright symbol appears together as follows below.

© DORNA, 2016

Official MotoGP Timing by TISSOT  
www.motogp.com

Sachsenring, Saturday, July 16, 2016





3671 m.

## GoPro MOTORRAD GRAND PRIX DEUTSCHLAND

## Qualifying

## Top Speed &amp; Average

21A



Rider	Nation	Motorcycle	Top 5 speeds					Average	Top
76 Hiroki ONO	JPN	HONDA	211.9	210.8	210.2	208.9	208.9	210.1	211.9
58 Juanfran GUEVARA	SPA	KTM	211.1	209.0	208.1	207.5	207.4	208.6	211.1
44 Aron CANET	SPA	HONDA	209.8	208.5	207.4	206.9	206.7	207.9	209.8
19 Gabriel RODRIGO	ARG	KTM	209.6	208.5	208.1	207.2	206.9	208.1	209.6
11 Livio LOI	BEL	HONDA	209.0	208.6	208.5	207.8	207.5	208.3	209.0
33 Enea BASTIANINI	ITA	HONDA	209.0	206.8	206.8	206.7	206.3	207.1	209.0
41 Brad BINDER	RSA	KTM	208.8	207.9	207.8	206.3	206.3	207.4	208.8
7 Adam NORRODIN	MAL	HONDA	208.5	206.6	206.4	206.0	206.0	206.7	208.5
9 Jorge NAVARRO	SPA	HONDA	208.4	207.5	205.4	205.3	205.1	206.3	208.4
40 Darryn BINDER	RSA	MAHINDRA	208.3	205.7	205.5	204.1	203.7	205.5	208.3
55 Andrea LOCATELLI	ITA	KTM	208.3	207.6	205.8	205.1	204.8	206.3	208.3
95 Jules DANILO	FRA	HONDA	208.1	208.0	205.9	205.9	204.8	206.5	208.1
17 John MCPHEE	GBR	PEUGEOT	208.0	207.2	206.9	206.5	205.8	206.9	208.0
36 Joan MIR	SPA	KTM	208.0	207.7	206.9	206.8	206.1	206.9	208.0
89 Khairul Idham PAWI	MAL	HONDA	208.0	207.6	206.3	206.2	205.7	206.8	208.0
65 Philipp OETTL	GER	KTM	207.8	207.3	207.2	206.3	205.2	206.8	207.8
27 Tim GEORGI	GER	KTM	207.6	206.8	206.4	206.4	206.1	206.7	207.6
4 Fabio DI GIANNANTONIO	ITA	HONDA	207.4	206.3	205.6	205.4	205.4	206.0	207.4
8 Nicolo BULEGA	ITA	KTM	207.3	206.5	206.1	205.7	205.6	206.2	207.3
16 Andrea MIGNO	ITA	KTM	207.2	207.0	206.9	204.5	204.4	206.0	207.2
64 Bo BENDSNEYDER	NED	KTM	207.2	206.0	205.3	204.8	204.8	205.6	207.2
6 Maria HERRERA	SPA	KTM	207.2	206.5	206.2	205.1	203.9	205.8	207.2
24 Tatsuki SUZUKI	JPN	MAHINDRA	207.0	206.4	205.2	205.2	204.7	205.7	207.0
21 Francesco BAGNAIA	ITA	MAHINDRA	206.9	204.5	204.5	204.3	204.1	204.9	206.9
10 Alexis MASBOU	FRA	PEUGEOT	206.6	205.2	205.0	204.4	203.6	205.0	206.6
84 Jakub KORNFEL	CZE	HONDA	206.6	206.5	205.7	204.9	204.7	205.5	206.6
97 Maximillian KAPPLER	GER	KTM	206.2	205.2	204.3	203.8	203.2	204.5	206.2
5 Romano FENATI	ITA	KTM	206.0	205.5	204.5	204.3	203.8	204.8	206.0
23 Niccolò ANTONELLI	ITA	HONDA	205.4	202.7				204.1	205.4
20 Fabio QUARTARARO	FRA	KTM	205.0	204.8	204.4	204.4	204.1	204.5	205.0
43 Stefano VALTULINI	ITA	MAHINDRA	204.7	204.2	204.1	203.6	203.2	203.8	204.7
3 Fabio SPIRANELLI	ITA	MAHINDRA	204.6	203.9	201.1	200.4	199.9	202.0	204.6
88 Jorge MARTIN	SPA	MAHINDRA	204.5	204.3	203.3	202.7	202.7	203.5	204.5
77 Lorenzo PETRARCA	ITA	MAHINDRA	203.9	201.7	201.6	200.7	200.5	201.7	203.9
22 Danny WEBB	GBR	MAHINDRA	201.7					201.7	201.7

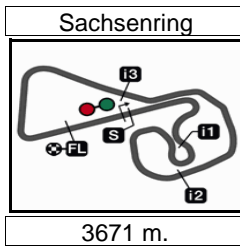
These data/results cannot be reproduced, stored and/or transmitted in whole or in part by any manner of electronic, mechanical, photocopying, recording, broadcasting or otherwise now known or herein after developed without the previous express consent by the copyright owner, except for reproduction in daily press and regular printed publications on sale to the public within 60 days of the event related to those data/results and always provided that copyright symbol appears together as follows below.

© DORNA, 2016

Official MotoGP Timing by TISSOT  
www.motogp.com



Sachsenring, Saturday, July 16, 2016



Results and timing service provided by **TISSOT**

**Moto3**

**GoPro MOTORRAD GRAND PRIX DEUTSCHLAND**

**Qualifying**

**Chronological Analysis of Performances**

**22A**

\* Lap / Sector time cancelled      T1 Time from finish line to 1st intermediate      T3 Time from 2nd intermed. to 3rd intermed.  
P Crossing the finish line in pit lane      T2 Time from 1st intermed. to 2nd intermed.      T4 Time from 3rd intermediate to finish line

Lap	Lap Time	T1	T2	T3	T4	Speed	Lap	Lap Time	T1	T2	T3	T4	Speed
<b>1st 33 Enea BASTIANINI</b> Gresini Racing Moto3 ITA							7	1'35.231 P	21.176	24.854	20.850	28.351	202.4
Runs=3 Total laps=16 Full laps=11							8	26'59.046	25.477	25.152	20.859	25.426	
1	2'58.140	1'46.421	26.699	21.442	23.578		9	<b>1'29.028</b>	20.809	24.672	20.496	23.051	205.0
2	<b>1'34.307</b>	20.556	28.293	21.777	23.681	205.4	10	<b>1'28.063</b>	20.773	24.112	20.178	23.000	206.9
3	<b>1'28.192</b>	20.543	24.271	20.365	23.013	203.9	11	<b>1'28.019</b>	20.684	24.148	20.124	23.063	208.5
4	<b>1'31.171</b>	20.523	26.012	21.014	23.622	203.5	12	<b>1'28.813</b>	20.813	24.248	20.225	23.527	206.7
5	<b>1'28.472</b>	20.586	24.409	20.401	23.076	204.5	13	1'34.887 P	21.014	24.785	21.108	27.980	209.8
6	1'39.075 P	22.131	27.139	21.710	28.095	205.3	14	9'40.469	8'12.033	42.366	22.390	23.680	
7	27'26.487	26'10.025	27.072	21.728	27.662		15	<b>1'27.501</b>	20.701	24.077	19.972	22.751	204.1
8	<b>1'38.486</b>	26.435	25.997	21.477	24.577	199.6	16	<b>1'33.978</b>	20.972	24.910	23.741	24.355	207.4
9	<b>1'29.140</b>	20.456	24.316	20.530	23.838	206.7	17	<b>1'31.154</b>	22.862	24.633	20.517	23.142	204.4
10	<b>1'30.534</b>	20.581	25.211	21.045	23.697	209.0	<b>4th 64 Bo BENDSNEYDER</b> Red Bull KTM Ajo NED						
11	<b>1'27.946</b>	20.502	24.092	20.288	23.064	206.8	Runs=4 Total laps=18 Full laps=11						
12	<b>1'33.886</b>	24.946	24.659	20.904	23.377	205.9	1	1'50.926	40.921	25.249	21.233	23.523	
13	1'34.223 P	20.410	24.152	21.836	27.825	203.9	2	<b>1'29.310</b>	20.879	24.359	20.658	23.414	200.4
14	10'23.807	9'14.462	24.700	20.895	23.750		3	<b>1'29.155</b>	20.870	24.469	20.570	23.246	206.0
15	<b>1'27.691</b>	20.385	23.969	20.198	23.139	206.8	4	1'37.162 P	21.565	24.853	22.054	28.690	201.5
16	<b>1'27.129</b>	20.342	23.887	20.002	22.898	206.3	5	5'19.731	4'08.040	26.079	21.576	24.036	
<b>2nd 55 Andrea LOCATELLI</b> Leopard Racing ITA							6	<b>1'29.021</b>	20.840	24.287	20.624	23.270	199.4
Runs=3 Total laps=16 Full laps=11							7	<b>1'28.097</b>	20.723	24.078	20.216	23.080	201.6
1	2'59.649	1'45.292	28.510	21.986	23.861		8	1'51.443 P	25.245	30.358	25.157	30.683	199.8
2	<b>1'28.489</b>	20.682	24.389	20.345	23.073	202.6	9	22'07.188	20'57.034	24.982	21.167	24.005	
3	<b>1'34.483</b>	20.786	26.552	23.821	23.324	201.2	10	<b>1'29.192</b>	20.944	24.324	20.639	23.285	199.8
4	<b>1'28.740</b>	20.748	24.628	20.345	23.019	201.6	11	<b>1'29.579</b>	20.747	24.484	20.694	23.654	201.4
5	<b>1'28.485</b>	20.609	24.495	20.259	23.122	202.7	12	<b>1'28.622</b>	20.760	24.177	20.228	23.457	204.8
6	1'37.509 P	21.709	26.984	21.472	27.344	196.9	13	<b>1'28.286</b>	20.741	24.221	20.206	23.118	207.2
7	28'07.419	26'44.516	29.331	28.118	25.454		14	1'38.776 P	20.664	27.084	21.590	29.438	203.8
8	<b>1'28.402</b>	20.618	24.199	20.521	23.064	204.6	15	9'56.609	8'43.078	28.368	21.225	23.938	
9	<b>1'27.497</b>	20.418	24.059	20.102	22.918	207.6	16	<b>1'31.028</b>	20.600	24.072	21.011	25.345	203.7
10	<b>1'28.581</b>	20.535	24.091	20.180	23.775	205.1	17	<b>1'28.130</b>	20.573	23.972	20.230	23.355	205.3
11	<b>1'27.858</b>	20.479	24.266	20.128	22.985	208.3	18	<b>1'27.522</b>	20.531	23.990	20.011	22.990	204.8
12	1'35.296 P	22.549	24.709	20.770	27.268	203.6	<b>5th 9 Jorge NAVARRO</b> Estrella Galicia 0,0 SPA						
13	10'03.209	8'53.982	25.594	20.646	22.987		Runs=3 Total laps=17 Full laps=12						
14	<b>1'27.448</b>	20.541	23.999	20.060	22.848	204.0	1	2'19.364	1'05.927	27.006	22.414	24.017	
15	<b>1'28.696</b> *	20.668	24.333	20.452	23.243	204.8	2	<b>1'29.807</b>	21.170	24.362	20.815	23.460	198.9
16	<b>1'30.142</b>	20.504	24.084	20.164	25.390	205.8	3	<b>1'45.318</b>	33.763	26.140	21.779	23.636	198.8
<b>3rd 44 Aron CANET</b> Estrella Galicia 0,0 SPA							4	<b>1'28.705</b>	20.755	24.281	20.549	23.120	204.4
Runs=3 Total laps=17 Full laps=12							5	<b>1'28.155</b>	20.657	24.090	20.296	23.112	204.3
1	2'44.229	1'30.206	26.579	22.987	24.457		6	1'35.011 P	20.600	24.280	20.490	29.641	204.4
2	<b>1'29.630</b>	21.197	24.296	20.826	23.311	200.2	7	31'01.941	29'48.776	27.289	21.747	24.129	
3	<b>1'29.309</b>	20.805	24.569	20.801	23.134	202.0	8	<b>1'28.428</b>	20.628	24.254	20.464	23.082	205.3
4	<b>1'28.884</b>	20.748	24.527	20.483	23.126	202.4	9	<b>1'27.897</b>	20.725	23.960	20.174	23.038	205.1
5	<b>1'28.720</b>	20.725	24.384	20.521	23.090	203.8	10	<b>1'28.439</b>	20.605	24.164	20.439	23.231	205.4
6	<b>1'28.950</b>	20.688	24.537	20.700	23.025	203.8	11	<b>1'28.625</b>	20.730	24.275	20.381	23.239	201.8

**Fastest Lap:** Enea BASTIANINI Gresini Racing Moto3 ITA **1'27.129** 20.342 23.887 20.002 22.898

These data/results cannot be reproduced, stored and/or transmitted in whole or in part by any manner of electronic, mechanical, photocopying, recording, broadcasting or otherwise now known or herein after developed without the previous express consent by the copyright owner, except for reproduction in daily press and regular printed publications on sale to the public within 60 days of the event related to those data/results and always provided that copyright symbol appears together as follows below.  
© DORNA, 2016



# Qualifying

# Moto3

Lap	Lap Time	T1	T2	T3	T4	Speed	Lap	Lap Time	T1	T2	T3	T4	Speed		
12	1'37.134	P	20.771	27.295	21.351	27.717	200.7	8	1'33.275	21.205	25.966	21.609	24.495	204.8	
13	7'12.843		5'44.770	42.537	22.172	23.364		9	1'30.677	20.739	24.743	20.911	24.284	203.6	
14	1'27.802		20.611	24.083	20.209	22.899	201.9	10	1'29.295	20.588	24.469	20.565	23.673	208.0	
15	1'27.538		20.486	23.951	20.152	22.949	202.8	11	1'31.478	21.008	24.901	21.463	24.106	205.0	
16	1'28.601	*	20.640	24.340	20.635	22.986*	208.4	12	1'33.711	P	20.884	24.925	20.718	27.184	207.2
17	1'28.579		20.673	24.299	20.564	23.043	207.5	13	10'06.622		8'40.945	34.888	26.740	24.049	

<b>6th</b>	<b>41</b>	<b>Brad BINDER</b>	Red Bull KTM Ajo	RSA
		Runs=4	Total laps=18	Full laps=11

1	1'51.971		41.640	25.067	21.210	24.054	
2	1'28.027		20.514	24.095	20.281	23.137	206.3
3	1'29.158		20.480	24.594	20.770	23.314	204.1
4	1'36.899	P	22.863	25.732	20.880	27.424	202.8
5	5'21.239		4'09.079	25.704	21.835	24.621	
6	1'27.701		20.570	24.088	20.139	22.904	204.7
7	1'28.023		20.534	24.021	20.355	23.113	202.5
8	1'51.304	P	25.316	30.352	25.139	30.497	193.8
9	22'09.862		10'56.889	25.444	21.181	26.348	
10	1'28.367		20.391	24.675	20.299	23.002	207.8
11	1'27.566		20.367	24.056	20.309	22.834	206.3
12	1'28.236		20.409	24.173	20.424	23.230	205.1
13	1'33.780		25.057	24.922	20.483	23.318	205.6
14	1'36.955	P	20.516	24.638	20.727	31.074	205.7
15	9'51.401		8'35.103	25.282	21.447	29.569	
16	1'29.364		20.359	24.152	20.668	24.185	207.9
17	1'36.102		27.679	24.646	20.714	23.063	204.5
18	1'28.108		20.313	24.102	20.393	23.300	208.8

<b>7th</b>	<b>95</b>	<b>Jules DANILLO</b>	Ongetta-Rivacold	FRA
		Runs=3	Total laps=16	Full laps=11

1	2'55.393		1'43.201	26.727	21.532	23.933	
2	1'35.945		22.128	29.190	21.118	23.509	203.8
3	1'29.572		20.695	24.880	20.581	23.416	202.4
4	1'28.744		20.554	24.591	20.403	23.196	204.8
5	1'38.613	P	20.627	28.968	21.392	27.626	203.8
6	28'58.936		17'46.433	26.677	21.188	24.638	
7	1'31.884		20.915	25.514	21.371	24.084	205.9
8	1'28.560		20.553	24.173	20.427	23.407	205.9
9	1'28.406		20.556	24.230	20.133	23.487	208.0
10	1'28.264		20.757	24.215	20.278	23.014	208.1
11	1'36.855	P	22.569	26.603	21.085	26.598	204.4
12	9'50.294		8'41.315	25.290	20.611	23.078	
13	1'27.924		20.547	24.225	20.164	22.988	202.1
14	1'28.049		20.516	24.167	20.233	23.133	203.6
15	1'49.596		35.203	30.453	20.847	23.093	201.9
16	1'27.639		20.570	24.133	20.033	22.903	204.5

<b>8th</b>	<b>17</b>	<b>John MCPHEE</b>	Peugeot MC Saxoprin	GBR
		Runs=3	Total laps=16	Full laps=11

1	2'52.913		1'40.311	27.162	21.410	24.030	
2	1'29.464		20.881	24.380	20.518	23.685	204.0
3	1'29.721		20.897	24.737	20.569	23.518	203.9
4	1'28.731		20.940	24.405	20.198	23.188	202.2
5	1'28.289		20.611	24.237	20.293	23.148	205.8
6	1'35.307	P	20.733	25.104	20.527	28.943	206.5
7	27'43.256		16'27.589	26.992	21.971	26.704	

<b>9th</b>	<b>76</b>	<b>Hiroki ONO</b>	Honda Team Asia	JPN
		Runs=4	Total laps=20	Full laps=13

1	2'29.900		1'01.025	32.141	27.637	29.097	
2	1'28.889		21.126	24.406	20.452	22.905	205.7
3	1'37.910		20.778	26.735	23.351	27.046	205.5
4	1'28.149		20.676	24.292	20.280	22.901	205.6
5	1'28.835		20.622	24.385	20.427	23.401	208.9
6	1'28.104		20.537	24.245	20.251	23.071	210.2
7	1'37.571	P	21.172	25.870	21.775	28.754	204.9
8	26'30.517		14'55.124	35.043	30.744	29.606	
9	1'35.526		22.057	26.503	21.714	25.252	206.1
10	1'28.468		20.642	24.296	20.231	23.299	208.9
11	1'28.175		20.590	24.379	20.204	23.002	211.9
12	1'33.264		22.523	25.062	21.477	24.202	210.8
13	1'27.853		20.511	24.078	20.230	23.034	208.4
14	1'34.849	P	20.737	24.894	21.295	27.923	207.5
15	5'02.267		3'44.147	28.046	24.264	25.810	
16	1'33.121		22.217	25.655	21.287	23.962	200.5
17	1'31.472		21.434	25.408	21.254	23.376	201.4
18	1'37.110	P	21.259	26.034	20.863	28.954	202.6
19	1'54.364		38.443	24.827	21.946	29.148	
20	1'27.819		20.533	24.212	20.266	22.808	207.4

<b>10th</b>	<b>88</b>	<b>Jorge MARTIN</b>	Pull & Bear ASPAR M	SPA
		Runs=4	Total laps=12	Full laps=5

1	2'42.828		1'29.306	26.948	22.662	23.912	
	unfinished		20.568	1'03.030			203.3
2	35'04.688			28.094	21.267	23.461	
3	1'29.120		20.962	24.572	20.418	23.168	200.0
4	1'28.758		20.724	24.495	20.429	23.110	202.7
5	1'32.504	P	20.663	24.545	20.678	26.618	204.5
6	5'48.131		4'38.764	25.008	20.929	23.430	
7	1'31.548	P	20.762	24.624	20.525	25.637	200.2
8	6'10.982		4'46.199	32.387	26.358	26.038	
9	1'27.875		20.565	24.163	20.259	22.888	204.3
10	1'39.109		25.516	24.831	22.203	26.559	200.1
11	1'28.108		20.627	24.230	20.254	22.997	202.7

<b>11th</b>	<b>21</b>	<b>Francesco BAGNAI</b>	Pull & Bear ASPAR M	ITA
		Runs=3	Total laps=17	Full laps=12

1	2'26.290		1'07.143	32.741	21.843	24.563	
2	1'34.088		20.968	24.198	20.438	28.484	202.6
3	1'33.894		20.807	28.155	21.468	23.464	203.1
4	1'28.304		20.641	24.180	20.302	23.181	202.5
5	1'28.022		20.627	24.077	20.235	23.083	203.6
6	1'28.225		20.547	24.041	20.364	23.273	204.3

<b>Fastest Lap:</b>	Enea BASTIANINI	Gresini Racing Moto3	ITA	1'27.129	20.342	23.887	20.002	22.898
---------------------	-----------------	----------------------	-----	----------	--------	--------	--------	--------

These data/results cannot be reproduced, stored and/or transmitted in whole or in part by any manner of electronic, mechanical, photocopying, recording, broadcasting or otherwise now known or herein after developed without the previous express consent by the copyright owner, except for reproduction in daily press and regular printed publications on sale to the public within 60 days of the event related to those data/results and always provided that copyright symbol appears together as follows below.

© DORNA, 2016

Official MotoGP Timing by TISSOT  
www.motogp.com

Sachsenring, Saturday, July 16, 2016

Page 2 of 6



# Qualifying

# Moto3

Lap	Lap Time		T1	T2	T3	T4	Speed	Lap	Lap Time	T1	T2	T3	T4	Speed	
7	1'34.647	P	21.984	24.567	20.936	27.160	204.1	3	<b>1'38.227</b>	20.552	28.920	23.205	25.550	208.1	
8	26'33.883		15'17.903	27.214	21.837	26.929		4	<b>1'28.478</b>	20.630	24.334	20.493	23.021	205.0	
9	<b>1'31.152</b>		20.947	24.613	21.236	24.356	206.9	5	<b>1'28.022</b>	20.400	24.208	20.287	23.127	209.6	
10	<b>1'28.763</b>		20.641	24.187	20.653	23.282	204.0	6	1'33.158	P	20.464	24.156	20.562	27.976	206.3
11	<b>1'28.583</b>		20.656	24.155	20.444	23.328	203.2	7	28'00.877		16'43.981	27.373	21.494	28.029	
12	<b>1'31.194</b>		20.688	24.123	20.543	25.840	202.1	8	<b>1'34.866</b>	25.114	25.513	20.908	23.331	205.4	
13	1'35.774	P	20.900	24.957	21.403	28.514	203.1	9	<b>1'29.534</b>	20.619	24.927	20.793	23.195	206.8	
14	10'26.363		9'11.629	25.214	21.591	27.929		10	<b>1'29.722</b>	20.744	24.708	20.700	23.570	205.1	
15	<b>1'33.137</b>		20.800	24.117	20.776	27.444	202.9	11	1'32.945	P	21.010	24.688	20.869	26.378	203.3
16	<b>1'27.952</b>	*	20.516	24.054	20.355	23.027*	204.5	12	11'57.615		0'43.494	25.043	20.635	28.443	
17	<b>1'27.939</b>		20.532	24.115	20.191	23.101	204.5	13	<b>1'29.020</b>	20.542	24.136	20.157	24.185	207.2	
								14	<b>1'35.907</b>	27.186	25.102	20.532	23.087	208.5	

**12th 20** **Fabio QUARTARAR** Leopard Racing FRA  
Runs=3 Total laps=18 Full laps=13

1	1'59.788		48.110	25.872	21.755	24.051	
2	<b>1'29.568</b>		20.996	24.490	20.781	23.301	200.7
3	<b>1'29.375</b>		20.801	24.411	20.742	23.421	200.0
4	<b>1'29.523</b>		20.860	24.560	20.780	23.323	200.7
5	<b>1'36.749</b>		24.333	27.427	21.308	23.681	201.2
6	<b>1'29.207</b>		20.830	24.411	20.701	23.265	202.5
7	1'34.331	P	20.751	25.004	21.637	26.939	202.2
8	26'25.413		15'06.012	32.435	23.070	23.896	
9	<b>1'28.996</b>		20.908	24.464	20.493	23.131	200.6
10	<b>1'28.520</b>		20.631	24.305	20.488	23.096	203.0
11	<b>1'28.231</b>		20.598	24.220	20.308	23.105	204.4
12	<b>1'28.439</b>		20.601	24.289	20.420	23.129	204.8
13	<b>1'28.775</b>		20.567	24.341	20.510	23.357	204.0
14	1'42.981	P	25.179	26.520	21.727	29.555	203.9
15	9'30.037		8'07.697	30.357	22.363	29.620	
16	<b>1'30.627</b>		20.744	24.239	20.634	25.010	204.1
17	<b>1'32.384</b>		20.811	27.227	21.068	23.278	204.4
18	<b>1'27.990</b>		20.548	24.012		205.0	

**13th 58** **Juanfran GUEVARA** RBA Racing Team SPA  
Runs=4 Total laps=16 Full laps=10

1	2'25.170		1'07.917	27.680	23.515	26.058	
2	<b>1'34.110</b>		20.921	24.787	24.658	23.744	205.1
3	<b>1'32.928</b>		20.716	25.886	21.410	24.916	206.5
4	<b>1'28.854</b>		20.672	24.339	20.579	23.264	205.9
5	<b>1'28.335</b>		20.452	24.349	20.358	23.176	205.9
6	1'38.515	P	20.448	24.462	20.671	32.934	205.9
7	27'59.507		16'42.234	27.249	21.455	28.569	
8	<b>1'34.541</b>		21.227	25.759	24.139	23.416	207.0
9	<b>1'29.510</b>		20.515	24.618	20.939	23.438	211.1
10	<b>1'30.368</b>		20.509	24.568	20.803	24.488	208.1
11	1'32.555	P	20.820	24.438	20.525	26.772	209.0
12	7'13.015	P	6'00.212	25.346	21.164	26.293	
13	4'44.416		3'30.296	24.705	20.804	28.611	
14	<b>1'30.774</b>		20.524	24.446	20.494	25.310	207.1
15	<b>1'28.017</b>		20.637	24.269	20.231	22.880	207.4
16	<b>1'53.560</b>		20.465	24.244	20.378	48.473	207.5

**14th 19** **Gabriel RODRIGO** RBA Racing Team ARG  
Runs=3 Total laps=15 Full laps=9

1	2'29.216		1'08.888	28.651	21.923	29.754	
2	<b>1'28.642</b>		20.686	24.206	20.400	23.350	206.9

**15th 84** **Jakub KORNFEL** Drive M7 SIC Racing CZE  
Runs=3 Total laps=16 Full laps=11

1	2'52.250		1'38.888	27.563	21.772	24.027	
2	<b>1'29.221</b>		20.903	24.531	20.675	23.112	205.7
3	<b>1'29.497</b>		20.946	24.857	20.688	23.006	202.7
4	<b>1'28.955</b>		20.771	24.694	20.451	23.039	203.2
5	<b>1'28.616</b>		20.655	24.549	20.375	23.037	204.7
6	1'38.365	P	20.653	24.503	20.575	32.634	203.9
7	28'15.930		16'56.247	32.898	21.471	25.314	
8	<b>1'28.930</b>		20.922	24.628	20.432	22.948	204.7
9	<b>1'28.461</b>		20.582	24.320	20.526	23.033	206.6
10	<b>1'28.219</b>		20.572	24.251	20.311	23.085	206.5
11	<b>1'28.805</b>		20.594	24.415	20.499	23.297	204.4
12	1'37.541	P	22.617	24.873	20.538	29.513	202.8
13	10'43.315		9'30.510	27.032	21.491	24.282	
14	<b>1'29.921</b>		20.884	24.572	21.235	23.230	202.3
15	<b>1'28.207</b>	*	20.653	24.181	20.438	22.935*	204.9
16	<b>1'28.399</b>		20.667	24.390	20.388	22.954	203.1

**16th 11** **Livio LOI** RW Racing GP BV BEL  
Runs=3 Total laps=18 Full laps=13

1	2'26.604		1'07.532	30.304	22.296	26.472	
2	<b>1'28.899</b>		20.880	24.211	20.580	23.228	206.9
3	<b>1'34.857</b>		20.761	24.852	23.909	25.335	202.3
4	<b>1'29.132</b>		20.719	24.429	20.526	23.458	203.3
5	<b>1'28.317</b>		20.508	24.343	20.445	23.021	204.0
6	<b>1'32.187</b>		20.522	24.817	21.295	25.553	206.2
7	1'36.719	P	20.537	24.643	20.840	30.699	204.3
8	26'32.853		15'04.057	36.944	21.928	29.924	
9	<b>1'33.094</b>		20.902	25.170	22.429	24.593	205.0
10	<b>1'29.562</b>		20.612	24.593	21.048	23.309	207.8
11	<b>1'29.032</b>		20.595	24.395	20.487	23.555	209.0
12	<b>1'33.214</b>		20.921	28.341	20.762	23.190	208.5
13	<b>1'28.587</b>		20.494	24.448	20.470	23.175	207.5
14	1'37.859	P	21.002	25.287	20.843	30.727	203.2
15	8'49.472		7'34.147	25.257	21.364	28.704	
16	<b>1'29.680</b>		20.698	24.362	20.507	24.113	204.4
17	<b>1'29.057</b>		21.027	24.584	20.369	23.077	206.2
18	<b>1'28.629</b>		20.470	24.359	20.672	23.128	208.6

**Fastest Lap:** Enea BASTIANINI Gresini Racing Moto3 ITA **1'27.129** 20.342 23.887 20.002 22.898

These data/results cannot be reproduced, stored and/or transmitted in whole or in part by any manner of electronic, mechanical, photocopying, recording, broadcasting or otherwise now known or herein after developed without the previous express consent by the copyright owner, except for reproduction in daily press and regular printed publications on sale to the public within 60 days of the event related to those data/results and always provided that copyright symbol appears together as follows below.  
© DORNA, 2016

# Qualifying

# Moto3

Lap	Lap Time	T1	T2	T3	T4	Speed	Lap	Lap Time	T1	T2	T3	T4	Speed	
<b>17th</b>	<b>5</b>	<b>Romano FENATI</b> SKY Racing Team VR ITA						<b>20th</b>	<b>89</b>	<b>Khairul Idham PAWI</b> Honda Team Asia MAL				
		Runs=3	Total laps=11	Full laps=6					Runs=3	Total laps=17	Full laps=12			
1	3'16.979	2'07.402	25.312	21.006	23.259		1	2'30.410	1'09.890	28.333	22.274	29.913		
	<b>unfinished</b>	20.619				201.6	2	<b>1'30.119</b>	21.423	24.521	20.761	23.414	205.1	
2	38'18.309		25.610	21.000	23.276		3	<b>1'34.292</b>	20.964	28.101	21.407	23.820	205.7	
3	<b>1'48.477</b>	36.383	27.695	21.126	23.273	203.6	4	<b>1'29.305</b>	20.790	24.547			205.2	
4	<b>1'28.530</b>	20.714	24.383	<u>20.296</u>	23.137	203.8	5	<b>1'29.312</b>	21.014	24.357	20.499	23.442	204.1	
5	<u>1'28.323</u>	20.549	24.267	20.335	23.172	204.3	6	<b>1'29.627</b>	21.227	24.636	20.529	23.235	203.9	
6	1'37.815 P	21.843	25.118	21.291	29.563	201.5	7	1'37.315 P	21.756	25.588	21.500	28.471	205.1	
7	8'13.823	7'03.561	25.387	21.156	23.719		8	26'27.564	1'44.567	42.038	29.196	31.763		
8	<b>1'28.653</b>	20.507	<u>24.112</u>	20.651	23.383	<u>206.0</u>	9	<b>1'33.850</b>	21.555	25.746	21.491	25.058	203.7	
9	<b>1'28.695</b>	20.815	24.364	20.402	<u>23.114</u>	205.5	10	<b>1'30.017</b>	21.107	24.557	20.722	23.631	202.6	
10	<b>1'28.331</b>	<u>20.496</u>	24.127	20.532	23.176	204.5	11	<b>1'29.706</b>	20.720	24.346	20.702	23.938	<u>208.0</u>	
							12	<b>1'29.846</b>	20.811	24.612	20.643	23.780	207.6	
							13	1'40.602 P	26.457	25.684	21.405	27.056	202.6	
							14	10'12.603	8'39.407	37.916	25.876	29.404		
							15	<b>1'36.628</b>	26.723	25.453	20.687	23.765	196.7	
							16	<b>1'28.706</b>	20.826	24.386	20.460	<u>23.034</u>	206.3	
							17	<u>1'28.397</u>	<u>20.571</u>	<u>24.107</u>	<u>20.395</u>	23.324	206.2	
<b>18th</b>	<b>36</b>	<b>Joan MIR</b> Leopard Racing SPA												
		Runs=3	Total laps=15	Full laps=10										
1	2'52.413	1'39.233	27.451	21.653	24.076									
2	<b>1'29.327</b>	20.919	24.505	20.578	23.325	206.8								
3	<b>1'30.466</b>	20.868	25.888	20.526	23.184	204.1								
4	<u>1'28.360</u>	20.665	24.421	<u>20.248</u>	<u>23.026</u>	206.1								
5	<b>1'28.377</b>	20.624	24.391	20.291	23.071	206.0								
6	1'37.041 P	20.778	24.898	20.568	30.797	207.7								
7	27'40.283	16'10.798	39.908	21.667	27.910									
8	<b>1'35.451</b>	22.223	26.433	21.587	25.208	202.2								
9	<b>1'32.505</b>	20.964	26.551	20.524	24.466	205.6								
10	<b>1'48.753</b>	35.261	27.264	21.791	24.437	<u>208.0</u>								
11	1'35.270 P	20.873	26.081	20.863	27.453	206.9								
12	11'14.046	9'48.956	39.514	22.501	23.075									
13	<b>1'28.038</b> *	20.608	<u>24.190</u>	20.255	22.985*	205.3								
14	<b>1'35.554</b>	20.559	25.878	22.575	26.542	204.1								
15	<b>1'28.554</b>	<u>20.495</u>	24.534	20.383	23.142	206.1								
<b>19th</b>	<b>65</b>	<b>Philipp OETTL</b> Schedl GP Racing GER												
		Runs=3	Total laps=20	Full laps=15										
1	2'21.467	1'09.032	27.541	21.086	23.808									
2	<b>1'29.565</b>	20.970	24.656	20.599	23.340	<u>207.8</u>								
3	<b>1'29.458</b>	20.842	24.778	20.626	23.212	202.6								
4	<b>1'29.425</b>	20.826	24.684	20.646	23.269	203.1								
5	<b>1'29.122</b>	20.798	24.558	20.539	23.227	203.6								
6	<b>1'28.903</b>	20.724	24.501	20.508	23.170	204.2								
7	1'38.553 P	20.786	28.144	21.711	27.912	204.4								
8	26'20.269	15'08.060	28.019	20.882	23.308									
9	<b>1'29.033</b>	20.931	24.589	20.455	23.058	203.3								
10	<b>1'28.781</b>	20.748	24.480	20.424	23.129	204.7								
11	<b>1'28.645</b>	<u>20.643</u>	24.443	20.414	23.145	207.3								
12	<b>1'28.749</b>	20.714	24.463	20.427	23.145	205.1								
13	<b>1'28.827</b>	20.721	24.480	20.412	23.214	206.3								
14	<b>1'28.850</b>	20.721	24.553	20.375	23.201	204.8								
15	1'34.654 P	21.711	25.025	21.168	26.750	202.5								
16	7'30.808	6'13.905	26.663	26.454	23.786									
17	<b>1'32.681</b>	21.288	27.997	20.543	<u>22.853</u>	204.8								
18	<b>1'28.719</b>	20.726	<u>24.112</u>	20.401	23.480	207.2								
19	<b>1'28.462</b>	20.646	24.336	<u>20.315</u>	23.165	205.2								
20	<u>1'28.390</u>	20.691	24.278	20.348	23.073	203.1								
<b>21st</b>	<b>8</b>	<b>Nicolo BULEGA</b> SKY Racing Team VR ITA												
		Runs=4	Total laps=17	Full laps=10										
1	2'51.711	1'38.767	27.567	21.714	23.663									
2	<b>1'30.335</b>	20.994	24.804	20.790	23.747	202.1								
3	<b>1'29.506</b>	20.746	25.093	20.472	23.195	204.7								
4	<b>1'28.743</b>	20.646	24.780	20.285	<u>23.032</u>	202.3								
5	<u>1'28.402</u>	20.563	24.497	20.283	23.059	204.5								
6	1'35.813 P	20.824	24.895	20.647	29.447	206.1								
7	27'44.393	16'29.370	26.596	20.998	27.429									
8	1'34.682 P	21.082	25.313	21.100	27.187	205.7								
9	1'50.204	40.730	25.309	20.780	23.385									
10	<b>1'28.988</b>	20.826	24.362	20.399	23.401	203.8								
11	<b>1'39.699</b>	30.818	25.181	20.442	23.258	204.0								
12	<b>1'29.140</b>	<u>20.526</u>	24.485	20.633	23.496	206.5								
13	1'33.105 P	20.708	24.557	20.571	27.269	202.7								
14	8'26.316	7'11.789	24.860	20.710	28.957									
15	<b>1'29.135</b>	20.526	24.171	20.314	24.124	205.6								
16	<b>1'28.252</b> *	20.605	<u>24.168</u>	20.388	23.091*	<u>207.3</u>								
17	<b>1'33.545</b>	25.829	24.271	<u>20.252</u>	23.193	203.2								
<b>22nd</b>	<b>4</b>	<b>Fabio DI GIANNANT</b> Gresini Racing Moto3 ITA												
		Runs=3	Total laps=17	Full laps=11										
1	2'28.713	1'08.689	28.675	21.914	29.435									
2	<b>1'29.020</b>	20.868	24.273	20.618	23.261	206.3								
3	<b>1'31.512</b>	20.778	25.497	21.414	23.823	204.9								
4	<b>1'28.945</b>	20.813	24.410	20.600	23.122	201.0								
5	1'28.794	20.604	24.287	20.660	23.243	202.7								
	<b>unfinished</b>	20.576				203.9								
6	29'39.887		27.909	21.378	27.641									
7	<b>1'37.953</b>	20.808	26.849	21.933	28.363	205.2								
8	<u>1'28.424</u>	20.583	24.356	20.419	<u>23.066</u>	<u>207.4</u>								
9	<b>1'31.203</b>	20.696	24.405	20.551	25.551	205.4								
10	<b>1'29.099</b>	<u>20.530</u>	24.697	20.670	23.202	205.4								
11	<b>1'32.548</b>	23.599	24.678	20.800	23.471	205.1								
12	<b>1'28.477</b>	20.559	24.179	20.458	23.281	202.9								
13	1'33.559 P	20.935	24.778	21.445	26.401	200.9								

**Fastest Lap:** Enea BASTIANINI Gresini Racing Moto3 ITA **1'27.129** 20.342 23.887 20.002 22.898

These data/results cannot be reproduced, stored and/or transmitted in whole or in part by any manner of electronic, mechanical, photocopying, recording, broadcasting or otherwise now known or herein after developed without the previous express consent by the copyright owner, except for reproduction in daily press and regular printed publications on sale to the public within 60 days of the event related to those data/results and always provided that copyright symbol appears together as follows below.  
© DORNA, 2016

# Qualifying

# Moto3

Lap	Lap Time	T1	T2	T3	T4	Speed	Lap	Lap Time	T1	T2	T3	T4	Speed		
14	8'52.428	7'40.433	25.091	21.881	25.023		unfinished	1'36.996	42.159						
15	<b>1'31.373</b>	20.936	24.842	21.169	24.426	205.3									
16	<b>1'28.617</b>	20.543	<u>24.072</u>	<u>20.085</u>	23.917	205.6	<b>26th</b>	<b>7</b>	<b>Adam NORRODIN</b>	Drive M7 SIC Racing	MAL	Runs=4	Total laps=17	Full laps=10	
<b>23rd</b>	<b>24</b>	<b>Tatsuki SUZUKI</b>	CIP-Unicom Starker	JPN	1	2'03.397	49.743	26.980	22.284	24.390					
		Runs=3	Total laps=18	Full laps=13	2	1'39.163	P	22.042	26.932	22.259	27.930	202.1			
1	2'42.748	1'29.685	26.848	22.283	23.932		3	1'52.459	39.141	26.526	22.418	24.374			
2	<b>1'31.424</b>	20.954	24.980	21.873	23.617	202.0	4	<b>1'29.435</b>	20.942	24.641	20.566	23.286	206.6		
3	<b>1'29.267</b>	20.807	24.467	20.773	23.220	204.1	5	<b>1'29.168</b>	20.890	24.365	20.504	23.409	206.0		
4	<b>1'28.964</b>	20.829	24.411	20.491	23.233	202.8	6	<b>1'29.102</b>	20.891	24.485	20.568	23.158	<u>208.5</u>		
5	<b>1'28.887</b>	20.771	24.317	20.563	23.236	204.7	7	1'36.108	P	21.071	25.307	21.707	28.023	203.5	
6	1'41.151	P	21.834	26.669	22.086	30.562	205.2	8	27'04.497	15'45.627	31.897	21.644	25.329		
7	27'43.356	16'18.585	35.980	21.976	26.815		9	<b>1'29.646</b>	21.049	25.003	20.551	23.043	202.4		
8	<b>1'32.643</b>	22.104	25.180	21.192	24.167	195.5	10	<u>1'28.698</u>	21.030	<u>24.233</u>	20.454	<u>22.981</u>	204.1		
9	<b>1'29.074</b>	20.893	<u>24.165</u>	20.690	23.326	202.3	11	<b>1'29.064</b>	<u>20.672</u>	24.508	20.627	23.257	206.4		
10	<b>1'28.693</b>	20.843	24.226	<u>20.207</u>	23.417	205.2	12	<b>1'30.429</b>	20.874	24.995	20.901	23.659	206.0		
11	<b>1'28.587</b>	20.811	24.172	20.283	23.321	<u>207.0</u>	13	1'34.791	P	21.177	24.689	20.883	28.042	202.3	
12	<u>1'28.469</u>	<u>20.663</u>	24.193	20.413	23.200	206.4	14	10'00.317	8'49.039	27.274	20.874	23.130			
13	<b>1'28.644</b>	20.751	24.314	20.365	23.214	203.3	15	<b>1'29.061</b>	20.811	24.527	20.642	23.081	203.7		
14	1'37.359	P	21.751	25.937	21.479	28.192	203.0	16	<b>1'30.475</b>	21.096	24.808	21.096	23.475	203.4	
15	7'28.634	6'16.031	25.350	21.243	26.010		17	<b>1'28.934</b>	21.142	24.252	<u>20.287</u>	23.253	198.3		
16	<b>1'31.922</b>	21.952	24.548	20.860	24.562	194.0									
17	<b>1'29.161</b>	21.120	24.415	20.386	23.240	202.5	<b>27th</b>	<b>43</b>	<b>Stefano VALTULINI</b>	3570 Team Italia	ITA	Runs=3	Total laps=19	Full laps=14	
18	<b>1'28.876</b>	20.778	24.298	20.661	<u>23.139</u>	204.2	1	2'20.709	59.695	30.001	25.740	25.273			
<b>24th</b>	<b>10</b>	<b>Alexis MASBOU</b>	Peugeot MC Saxoprin	FRA	2	<b>1'30.519</b>	21.367	24.583	21.046	23.523	199.2				
		Runs=4	Total laps=16	Full laps=9	3	<b>1'30.067</b>	21.127	24.728	20.835	23.377	199.7				
1	2'30.266	1'08.324	28.381	23.187	30.374		4	<b>1'29.692</b>	20.856	24.792	20.720	23.324	203.1		
2	<b>1'31.085</b>	21.346	24.597	21.093	24.049	204.4	5	<b>1'29.497</b>	20.823	24.589	20.692	23.393	204.1		
3	<b>1'33.867</b>	21.227	25.963	22.295	24.382	202.3	6	<b>1'29.835</b>	21.062	24.530	20.684	23.559	202.5		
4	1'33.670	P	21.047	24.681	20.793	27.149	205.2	7	1'38.045	P	21.076	25.719	21.644	29.606	201.6
5	30'40.918	19'25.977	29.928	21.313	23.700		8	26'05.878	14'47.073	31.613	23.223	23.969			
6	<b>1'29.661</b>	21.093	24.777	20.536	23.255	200.3	9	<b>1'37.066</b>	21.274	25.674	25.028	25.090	200.5		
7	<b>1'29.112</b>	20.899	24.427	20.491	23.295	201.9	10	<b>1'33.117</b>	22.469	25.299	21.206	24.143	200.0		
8	1'34.671	P	21.567	25.268	21.483	26.353	203.6	11	<b>1'29.583</b>	21.041	24.543	20.557	23.442	200.6	
9	1'48.861	40.073	24.611	20.562	23.615		12	<b>1'29.413</b>	20.973	24.452	20.601	23.387	201.9		
10	<b>1'28.945</b>	<u>20.722</u>	24.362	20.565	23.296	<u>206.6</u>	13	<b>1'29.688</b>	20.832	24.427	20.747	23.682	203.2		
11	1'37.687	P	21.784	26.752	21.122	28.029	200.2	14	1'37.763	P	21.981	25.503	21.091	29.188	200.5
12	8'29.718	7'11.069	28.785	25.246	24.618		15	8'54.510	7'34.847	28.182	24.553	26.928			
13	<b>1'29.014</b>	21.104	24.373	20.363	23.174	202.4	16	<b>1'32.299</b>	21.203	25.685	21.382	24.029	203.6		
14	<b>1'28.677</b>	20.788	<u>24.082</u>	20.584	23.223	201.3	17	<b>1'29.041</b>	21.013	<u>24.136</u>	<u>20.373</u>	23.519	204.2		
15	<b>1'29.085</b>	20.782	24.475	20.641	23.187	201.5	18	<u>1'28.780</u>	<u>20.778</u>	24.239	20.547	23.216	203.2		
16	<u>1'28.492</u>	20.729	24.303	<u>20.351</u>	<u>23.109</u>	205.0	19	<b>1'28.889</b>	20.925	24.362	20.435	<u>23.167</u>	<u>204.7</u>		
<b>25th</b>	<b>6</b>	<b>Maria HERRERA</b>	MH6 Team	SPA	<b>28th</b>	<b>97</b>	<b>Maximillian KAPPL</b>	KRM-RZT	GER	Runs=3	Total laps=20	Full laps=15			
		Runs=3	Total laps=11	Full laps=7	1	1'51.088	41.304	25.117	21.051	23.616					
1	2'27.733	1'09.389	30.012	22.669	25.663		2	<b>1'29.031</b>	20.940	24.384	<u>20.530</u>	23.177	204.3		
2	<b>1'30.365</b>	21.097	24.653	20.860	23.755	203.9	3	<b>1'29.381</b>	<u>20.778</u>	24.930	20.544	23.129	<u>206.2</u>		
3	<b>1'33.511</b>	20.918	26.855	22.142	23.596	205.1	4	<b>1'30.951</b>	21.127	24.836	21.507	23.481	202.8		
4	<b>1'29.518</b>	20.768	24.692	20.654	23.404	203.3	5	<b>1'30.816</b>	21.279	24.995	21.010	23.532	201.8		
5	<u>1'28.492</u>	20.687	<u>24.342</u>	<u>20.219</u>	23.244	203.8	6	<b>1'30.538</b>	21.143	24.916	21.012	23.467	201.6		
6	<b>1'29.028</b>	20.644	24.371	20.659	23.354	206.5	7	<b>1'30.421</b>	21.100	24.887	21.017	23.417	202.5		
7	1'37.231	P	23.071	24.742	21.025	28.393	202.0	8	1'37.507	P	22.397	25.735	21.420	27.955	200.7
8	27'09.239	15'57.017	26.231	20.795	25.196		9	24'55.703	13'22.044	27.077	30.828	35.754			
9	<b>1'28.828</b>	20.712	24.575	20.424	<u>23.117</u>	206.2	10	<b>1'31.337</b>	21.255	25.100	21.485	23.497	199.1		
10	2'33.274	P	<u>20.625</u>	24.437	20.431	1'27.781	<u>207.2</u>								

**Fastest Lap:** Enea BASTIANINI Gresini Racing Moto3 ITA **1'27.129** 20.342 23.887 20.002 22.898

These data/results cannot be reproduced, stored and/or transmitted in whole or in part by any manner of electronic, mechanical, photocopying, recording, broadcasting or otherwise now known or herein after developed without the previous express consent by the copyright owner, except for reproduction in daily press and regular printed publications on sale to the public within 60 days of the event related to those data/results and always provided that copyright symbol appears together as follows below.  
© DORNA, 2016

Official MotoGP Timing by TISSOT  
www.motogp.com

Sachsenring, Saturday, July 16, 2016

Page 5 of 6



# Qualifying

# Moto3

Lap	Lap Time	T1	T2	T3	T4	Speed	Lap	Lap Time	T1	T2	T3	T4	Speed
11	1'31.229	21.174	25.494	21.044	23.517	201.9	4	1'30.740	21.139	24.859	20.979	23.763	201.6
12	1'30.351	21.083	24.804	20.931	23.533	203.0	5	1'30.693	21.071	24.955	20.993	23.674	199.6
13	1'33.210	22.907	25.921	20.878	23.504	203.2	6	1'39.457 P	21.151	28.396	21.897	28.013	199.9
14	1'30.687	20.998	24.949	21.046	23.694	203.8	7	27'46.487	26'32.953	28.287	21.431	23.816	
15	1'36.870 P	22.399	25.544	21.180	27.747	202.7	8	1'30.735	21.172	25.064	20.796	23.703	200.7
16	9'05.645	7'34.191	34.137	30.084	27.233		9	1'30.947	21.302	25.066	20.955	23.624	195.5
17	1'30.381	21.173	25.112	20.805	23.291	205.2	10	1'34.930 P	21.187	25.083	21.033	27.627	200.4
18	1'29.762	21.173	24.634	20.691	23.264	201.1	11	4'06.398	2'51.424	26.765	22.324	25.885	
19	1'30.154	20.997	24.662	20.919	23.576	201.5	12	1'30.722	21.281	24.939	20.950	23.552	198.8
20	1'28.955	21.062	24.334	20.545	23.014	202.7	13	1'34.664 P	21.243	25.288	21.101	27.032	198.8

**29th 23 Niccolò ANTONELLI** Ongetta-Rivacold ITA  
 Runs=1 Total laps=3 Full laps=1

1	2'28.603	1'08.557	28.718	21.933	29.395	
2	1'28.973	20.822	24.345	20.626	23.180	205.4
unfinished	20.655					202.7

**30th 16 Andrea MIGNO** SKY Racing Team VR ITA  
 Runs=3 Total laps=13 Full laps=8

1	2'45.670	1'35.420	25.574	21.171	23.505	
2	1'29.604	21.110	24.573	20.604	23.317	204.4
3	1'29.447	20.857	24.731	20.610	23.249	204.1
4	1'30.736	20.846	24.718	21.634	23.538	203.3
5	1'29.353	20.835	24.600	20.616	23.302	203.6
6	1'40.342 P	20.774	25.849	21.459	32.260	204.5
7	27'43.109	26'28.561	26.912	20.933	26.703	
8	1'36.518	21.553	28.986	21.419	24.560	206.9
9	1'29.343	20.958	24.383	20.207	23.795	207.0
10	3'19.890 P	2'00.695	27.767	22.922	28.506	207.2
11	13'21.700	2'10.066	26.462	21.578	23.594	
12	1'30.023	21.119	24.878	20.846	23.180	203.1
13	1'29.549	20.835	24.576	20.522	23.616	203.2

**31st 40 Darryn BINDER** Platinum Bay Real Es RSA  
 Runs=3 Total laps=15 Full laps=10

1	2'20.878	1'05.854	27.826	22.901	24.297	
2	1'30.098	21.072	24.574	20.977	23.475	205.5
3	1'30.131	21.152	24.803	20.865	23.311	201.8
4	1'29.701	20.751	24.903	20.816	23.231	203.5
5	1'29.423	20.771	24.623	20.712	23.317	203.7
6	1'29.556	20.797	24.575	20.790	23.394	203.6
7	1'39.269 P	21.290	25.628	21.714	30.637	202.0
8	26'19.071	24'58.510	35.963	21.195	23.403	
9	1'29.877	20.944	24.797	20.841	23.295	203.3
10	1'29.963	20.739	24.687	20.972	23.565	204.1
11	1'36.862 P	21.543	25.625	21.677	28.017	203.6
12	13'44.229	2'29.940	25.304	21.289	27.696	
13	1'31.339	21.320	24.432	21.063	24.524	197.7
14	1'29.412	20.847	24.631	20.537	23.397	208.3
15	1'35.539	20.841	24.513	20.568	29.617	205.7

**32nd 77 Lorenzo PETRARC** 3570 Team Italia ITA  
 Runs=4 Total laps=17 Full laps=10

1	2'21.295	54.937	36.512	25.414	24.432	
2	1'30.814	21.351	25.001	20.820	23.642	201.7
3	1'30.796	21.190	25.034	20.955	23.617	200.5

**33rd 27 Tim GEORGI** Freudenberg Racing GER  
 Runs=3 Total laps=18 Full laps=13

1	2'20.696	58.419	29.752	27.077	25.448	
2	1'31.037	21.579	24.848	20.998	23.612	197.7
3	1'30.890	20.929	24.880	21.241	23.840	204.8
4	1'31.222	20.904	25.079	21.209	24.030	204.2
5	1'30.947	21.122	25.071	21.036	23.718	204.9
6	1'41.835 P	20.898	25.733	22.254	32.950	206.0
7	27'15.226	25'45.533	27.000	29.805	32.888	
8	1'35.266	23.679	25.712	22.175	23.700	177.1
9	1'31.410	21.036	25.589	21.085	23.700	205.7
10	1'30.265	20.864	24.808	21.013	23.580	206.4
11	1'33.247	21.978	24.943	22.022	24.304	206.1
12	1'30.536	20.938	24.723	21.056	23.819	206.4
13	1'37.369 P	21.507	25.356	21.472	29.034	206.8
14	9'04.676	7'45.321	27.461	22.861	29.033	
15	1'31.415	21.489	25.333	21.022	23.571	201.3
16	1'30.932	20.990	24.819	21.031	24.092	203.1
17	1'30.556	20.931	24.807	21.150	23.668	207.6
18	1'30.401	20.913	24.776	20.989	23.723	204.7

**34th 3 Fabio SPIRANELLI** CIP-Unicom Starker ITA  
 Runs=2 Total laps=10 Full laps=5

1	2'53.116	1'39.143	27.874	21.791	24.308	
2	1'30.526	21.111	24.694	21.022	23.699	204.6
unfinished	21.165					201.1
3	33'36.109		33.293	24.626	26.915	
4	1'39.308	23.711	27.805	22.979	24.813	193.3
5	1'34.418	21.929	26.017	21.901	24.571	200.4
6	1'32.901	21.550	25.434	21.557	24.360	203.9
7	1'33.537	21.902	25.553	21.730	24.352	199.9
8	1'33.086	21.816	25.366	21.659	24.245	199.3
9	1'40.700 P	22.135	25.928	22.058	30.579	196.6

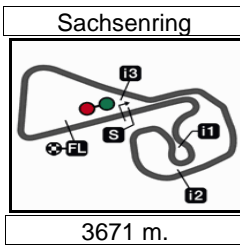
**35th 22 Danny WEBB** Platinum Bay Real Es GBR  
 Runs=1 Total laps=2 Full laps=0

1	2'53.959	1'39.691	28.140	21.492	24.636	
unfinished	21.361					201.7

**Fastest Lap:** Enea BASTIANINI Gresini Racing Moto3 ITA 1'27.129 20.342 23.887 20.002 22.898

These data/results cannot be reproduced, stored and/or transmitted in whole or in part by any manner of electronic, mechanical, photocopying, recording, broadcasting or otherwise now known or herein after developed without the previous express consent by the copyright owner, except for reproduction in daily press and regular printed publications on sale to the public within 60 days of the event related to those data/results and always provided that copyright symbol appears together as follows below.  
 © DORNA, 2016





Results and timing service provided by TISSOT

Moto3

**GoPro MOTORRAD GRAND PRIX DEUTSCHLAND**  
**Provisional Starting Grid**

**23**

3671 m.

Race : 27 laps = 99.117 km



1	<b>1</b> 1'27.129 <b>33 Enea BASTIANINI</b> Honda	2	<b>2</b> 1'27.448 <b>55 Andrea LOCATELLI</b> KTM	3	<b>3</b> 1'27.501 <b>44 Aron CANET</b> Honda
2	<b>4</b> 1'27.522 <b>64 Bo BENDSNEYDER</b> KTM	3	<b>5</b> 1'27.538 <b>9 Jorge NAVARRO</b> Honda	4	<b>6</b> 1'27.566 <b>41 Brad BINDER</b> KTM
3	<b>7</b> 1'27.639 <b>95 Jules DANILO</b> Honda	4	<b>8</b> 1'27.739 <b>17 John MCPHEE</b> Peugeot	5	<b>9</b> 1'27.819 <b>76 Hiroki ONO</b> Honda
4	<b>10</b> 1'27.875 <b>88 Jorge MARTIN</b> Mahindra	5	<b>11</b> 1'27.939 <b>21 Francesco BAGNAIA</b> Mahindra	6	<b>12</b> 1'27.990 <b>20 Fabio QUARTARARO</b> KTM
5	<b>13</b> 1'28.017 <b>58 Juanfran GUEVARA</b> KTM	6	<b>14</b> 1'28.022 <b>19 Gabriel RODRIGO</b> KTM	7	<b>15</b> 1'28.219 <b>84 Jakob KORNFEIL</b> Honda
6	<b>16</b> 1'28.317 <b>11 Livio LOI</b> Honda	7	<b>17</b> 1'28.323 <b>5 Romano FENATI</b> KTM	8	<b>18</b> 1'28.360 <b>36 Joan MIR</b> KTM
7	<b>19</b> 1'28.390 <b>65 Philipp OETTL</b> KTM	8	<b>20</b> 1'28.397 <b>89 Khairul Idham PAWI</b> Honda	9	<b>21</b> 1'28.402 <b>8 Nicolo BULEGA</b> KTM
8	<b>22</b> 1'28.424 <b>4 Fabio DI GIANNANTONIO</b> Honda	9	<b>23</b> 1'28.469 <b>24 Tatsuki SUZUKI</b> Mahindra	10	<b>24</b> 1'28.492 <b>10 Alexis MASBOU</b> Peugeot

FIM MotoGP Stewards grid penalties for riders #3 & #43

The results are provisional until the end of the limit for protest and appeals and until the ratification of the Event Management Committee.

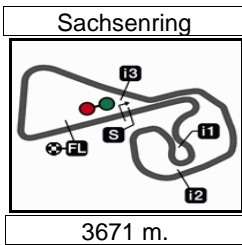
Time limit for protest expires 60' at the latest after publication of the results - Mr. .... Time: .....

These data/results cannot be reproduced, stored and/or transmitted in whole or in part by any manner of electronic, mechanical, photocopying, recording, broadcasting or otherwise now known or herein after developed without the previous express consent by the copyright owner, except for reproduction in daily press and regular printed publications on sale to the public within 60 days of the event related to those data/results and always provided that copyright symbol appears together as follows below.

© DORNA, 2016

Official MotoGP Timing by TISSOT  
 www.motogp.com





Results and timing service provided by TISSOT

Moto3

**GoPro MOTORRAD GRAND PRIX DEUTSCHLAND**  
**Provisional Starting Grid**

**23**

Race : 27 laps = 99.117 km

9	<b>25</b> 1'28.492 <b>6 Maria HERRERA</b> KTM	<b>26</b> 1'28.698 <b>7 Adam NORRODIN</b> Honda	<b>27</b> 1'28.955 <b>97 Maximilian KAPPLER</b> KTM
10	<b>28</b> 1'28.973 <b>23 Niccolò ANTONELLI</b> Honda	<b>29</b> 1'29.343 <b>16 Andrea MIGNO</b> KTM	<b>30</b> 1'29.412 <b>40 Darryn BINDER</b> Mahindra
11	<b>31</b> 1'28.780 <b>43 Stefano VALTULINI</b> Mahindra	<b>32</b> 1'29.619 <b>77 Lorenzo PETRARCA</b> Mahindra	<b>33</b> 1'30.265 <b>27 Tim GEORGI</b> KTM
12	<b>34</b> <b>22 Danny WEBB</b> Mahindra	<b>35</b> 1'30.526 <b>3 Fabio SPIRANELLI</b> Mahindra	

FIM MotoGP Stewards grid penalties for riders #3 & #43

The results are provisional until the end of the limit for protest and appeals and until the ratification of the Event Management Committee.

Time limit for protest expires 60' at the latest after publication of the results - Mr. .... Time: .....

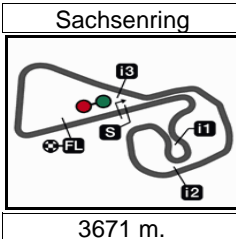
These data/results cannot be reproduced, stored and/or transmitted in whole or in part by any manner of electronic, mechanical, photocopying, recording, broadcasting or otherwise now known or herein after developed without the previous express consent by the copyright owner, except for reproduction in daily press and regular printed publications on sale to the public within 60 days of the event related to those data/results and always provided that copyright symbol appears together as follows below.

© DORNA, 2016

Official MotoGP Timing by TISSOT  
 www.motogp.com

**Sachsenring, Saturday, July 16, 2016**





## GoPro MOTORRAD GRAND PRIX DEUTSCHLAND

After the Qualifying

## Event Best Maximum Speed



Rider	Nation Team	Motorcycle	Km/h	
19 Gabriel RODRIGO	ARG RBA Racing Team	KTM	212.0	Free Practice Nr. 2
76 Hiroki ONO	JPN Honda Team Asia	HONDA	211.9	Qualifying
11 Livio LOI	BEL RW Racing GP BV	HONDA	211.6	Free Practice Nr. 2
58 Juanfran GUEVARA	SPA RBA Racing Team	KTM	211.6	Free Practice Nr. 2
16 Andrea MIGNO	ITA SKY Racing Team VR46	KTM	211.4	Free Practice Nr. 1
41 Brad BINDER	RSA Red Bull KTM Ajo	KTM	211.1	Free Practice Nr. 3
8 Nicolo BULEGA	ITA SKY Racing Team VR46	KTM	210.4	Free Practice Nr. 3
23 Niccolò ANTONELLI	ITA Ongetta-Rivacold	HONDA	209.8	Free Practice Nr. 2
44 Aron CANET	SPA Estrella Galicia 0,0	HONDA	209.8	Qualifying
95 Jules DANILLO	FRA Ongetta-Rivacold	HONDA	209.6	Free Practice Nr. 3
84 Jakub KORNFEIL	CZE Drive M7 SIC Racing Team	HONDA	209.6	Free Practice Nr. 2
9 Jorge NAVARRO	SPA Estrella Galicia 0,0	HONDA	209.5	Free Practice Nr. 2
6 Maria HERRERA	SPA MH6 Team	KTM	209.4	Free Practice Nr. 1
5 Romano FENATI	ITA SKY Racing Team VR46	KTM	209.2	Free Practice Nr. 2
36 Joan MIR	SPA Leopard Racing	KTM	209.0	Free Practice Nr. 2
20 Fabio QUARTARARO	FRA Leopard Racing	KTM	209.0	Free Practice Nr. 3
33 Enea BASTIANINI	ITA Gresini Racing Moto3	HONDA	209.0	Qualifying
24 Tatsuki SUZUKI	JPN CIP-Unicom Starker	MAHINDRA	208.8	Free Practice Nr. 3
40 Darryn BINDER	RSA Platinum Bay Real Estate	MAHINDRA	208.7	Free Practice Nr. 3
55 Andrea LOCATELLI	ITA Leopard Racing	KTM	208.7	Free Practice Nr. 3
17 John MCPHEE	GBR Peugeot MC Saxoprint	PEUGEOT	208.6	Free Practice Nr. 3
7 Adam NORRODIN	MAL Drive M7 SIC Racing Team	HONDA	208.5	Qualifying
21 Francesco BAGNAIA	ITA Pull & Bear ASPAR Mahindra T	MAHINDRA	208.3	Free Practice Nr. 2
97 Maximillian KAPPLER	GER KRM-RZT	KTM	208.1	Free Practice Nr. 2
65 Philipp OETTL	GER Schedl GP Racing	KTM	208.1	Free Practice Nr. 2
89 Khairul Idham PAWI	MAL Honda Team Asia	HONDA	208.1	Free Practice Nr. 2
4 Fabio DI GIANNANTONIO	ITA Gresini Racing Moto3	HONDA	207.8	Free Practice Nr. 2
10 Alexis MASBOU	FRA Peugeot MC Saxoprint	PEUGEOT	207.7	Free Practice Nr. 3
27 Tim GEORGI	GER Freudenberg Racing Team	KTM	207.6	Qualifying
64 Bo BENDSNEYDER	NED Red Bull KTM Ajo	KTM	207.2	Qualifying
43 Stefano VALTULINI	ITA 3570 Team Italia	MAHINDRA	207.0	Free Practice Nr. 1
88 Jorge MARTIN	SPA Pull & Bear ASPAR Mahindra T	MAHINDRA	206.9	Free Practice Nr. 3
22 Danny WEBB	GBR Platinum Bay Real Estate	MAHINDRA	206.0	Free Practice Nr. 3
77 Lorenzo PETRARCA	ITA 3570 Team Italia	MAHINDRA	205.9	Free Practice Nr. 1
3 Fabio SPIRANELLI	ITA CIP-Unicom Starker	MAHINDRA	205.2	Free Practice Nr. 3

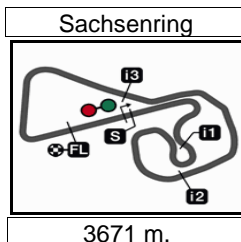
These data/results cannot be reproduced, stored and/or transmitted in whole or in part by any manner of electronic, mechanical, photocopying, recording, broadcasting or otherwise now known or herein after developed without the previous express consent by the copyright owner, except for reproduction in daily press and regular printed publications on sale to the public within 60 days of the event related to those data/results and always provided that copyright symbol appears together as follows below.

© DORNA, 2016

Official MotoGP Timing by TISSOT  
www.motogp.com

Sachsenring, Saturday, July 16, 2016





Results and timing service provided by **TISSOT**

# Moto3

## GoPro MOTORRAD GRAND PRIX DEUTSCHLAND

### Qualifying

### Best Partial Times

*IT* Ideal Lap Time, sum of the best partial times

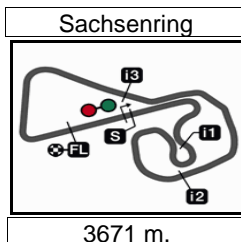
*BT* Best Lap Time

T1		T2		T3		T4						
Pos	Rider	Time	Rider	Time	Rider	Time	Rider	Time	Pos	Rider	IT	BT
1	B.BINDER	20.313	E.BASTIANINI	23.887	A.CANET	19.972	A.CANET	22.751	1	E.BASTIANINI	1'27.129	1'27.129 (1)
2	E.BASTIANINI	20.342	J.NAVARRO	23.951	E.BASTIANINI	20.002	H.ONO	22.808	2	B.BINDER	1'27.307	1'27.566 (6)
3	G.RODRIGO	20.400	B.BENDSNEYDE	23.972	B.BENDSNEYDE	20.011	B.BINDER	22.834	3	A.LOCATELLI	1'27.325	1'27.448 (2)
4	A.LOCATELLI	20.418	A.LOCATELLI	23.999	J.DANILO	20.033	A.LOCATELLI	22.848	4	A.CANET	1'27.484	1'27.501 (3)
5	J.GUEVARA	20.448	F.QUARTARARO	24.012	J.MCPHEE	20.044	P.OETTL	22.853	5	J.NAVARRO	1'27.488	1'27.538 (5)
6	L.LOI	20.470	B.BINDER	24.021	A.LOCATELLI	20.060	J.GUEVARA	22.880	6	B.BENDSNEY	1'27.504	1'27.522 (4)
7	J.NAVARRO	20.486	F.BAGNAIA	24.041	F.DI GIANNANTO	20.085	J.MARTIN	22.888	7	J.DANILO	1'27.585	1'27.639 (7)
8	J.MIR	20.495	J.MCPHEE	24.067	B.BINDER	20.139	E.BASTIANINI	22.898	8	H.ONO	1'27.601	1'27.819 (9)
9	R.FENATI	20.496	F.DI GIANNANTO	24.072	J.NAVARRO	20.152	J.NAVARRO	22.899	9	J.MCPHEE	1'27.698	1'27.739 (8)
10	H.ONO	20.511	A.CANET	24.077	G.RODRIGO	20.157	J.DANILO	22.903	10	G.RODRIGO	1'27.714	1'28.022 (14)
11	F.BAGNAIA	20.516	H.ONO	24.078	F.BAGNAIA	20.191	J.KORNFEIL	22.948	11	F.DI GIANNAN	1'27.753	1'28.424 (22)
12	J.DANILO	20.516	A.MASBOU	24.082	H.ONO	20.204	A.NORRODIN	22.981	12	J.GUEVARA	1'27.803	1'28.017 (13)
13	N.BULEGA	20.526	K.PAWI	24.107	A.MIGNO	20.207	B.BENDSNEYDE	22.990	13	F.BAGNAIA	1'27.831	1'27.939 (11)
14	F.DI GIANNANTO	20.530	R.FENATI	24.112	T.SUZUKI	20.207	J.MCPHEE	22.999	14	J.MARTIN	1'27.870	1'27.875 (10)
15	B.BENDSNEYDE	20.531	P.OETTL	24.112	M.HERRERA	20.219	M.KAPPLER	23.014	15	P.OETTL	1'27.923	1'28.390 (19)
16	F.QUARTARARO	20.548	J.DANILO	24.133	J.GUEVARA	20.231	L.LOI	23.021	16	J.MIR	1'27.959	1'28.360 (18)
17	J.MARTIN	20.565	G.RODRIGO	24.136	J.MIR	20.248	G.RODRIGO	23.021	17	F.QUARTARAR	1'27.964	1'27.990 (12)
18	K.PAWI	20.571	S.VALTULINI	24.136	N.BULEGA	20.252	J.MIR	23.026	18	N.BULEGA	1'27.978	1'28.402 (21)
19	J.KORNFEIL	20.572	J.MARTIN	24.163	J.MARTIN	20.254	N.BULEGA	23.032	19	J.KORNFEIL	1'28.012	1'28.219 (15)
20	J.MCPHEE	20.588	T.SUZUKI	24.165	A.NORRODIN	20.287	K.PAWI	23.034	20	R.FENATI	1'28.018	1'28.323 (17)
21	M.HERRERA	20.625	N.BULEGA	24.168	R.FENATI	20.296	F.DI GIANNANTO	23.066	21	L.LOI	1'28.071	1'28.317 (16)
22	P.OETTL	20.643	J.KORNFEIL	24.181	F.QUARTARARO	20.308	F.BAGNAIA	23.083	22	K.PAWI	1'28.107	1'28.397 (20)
23	N.ANTONELLI	20.655	J.MIR	24.190	J.KORNFEIL	20.311	F.QUARTARARO	23.096	23	A.NORRODIN	1'28.173	1'28.698 (26)
24	T.SUZUKI	20.663	L.LOI	24.211	P.OETTL	20.315	A.MASBOU	23.109	24	T.SUZUKI	1'28.174	1'28.469 (23)

These data/results cannot be reproduced, stored and/or transmitted in whole or in part by any manner of electronic, mechanical, photocopying, recording, broadcasting or otherwise now known or herein after developed without the previous express consent by the copyright owner, except for reproduction in daily press and regular printed publications on sale to the public within 60 days of the event related to those data/results and always provided that copyright symbol appears together as follows below.  
© DORNA, 2016

Official MotoGP Timing by **TISSOT**  
www.motogp.com





Results and timing service provided by **TISSOT**

# Moto3

## GoPro MOTORRAD GRAND PRIX DEUTSCHLAND Qualifying Best Partial Times

*IT* Ideal Lap Time, sum of the best partial times

*BT* Best Lap Time

<i>T1</i>		<i>T2</i>		<i>T3</i>		<i>T4</i>				<i>IT</i>	<i>BT</i>	
<i>Pos</i>	<i>Rider</i>	<i>Time</i>	<i>Rider</i>	<i>Time</i>	<i>Rider</i>	<i>Time</i>	<i>Rider</i>	<i>Time</i>	<i>Pos</i>	<i>Rider</i>	<i>IT</i>	<i>BT</i>
25	A.NORRODIN	20.672	A.NORRODIN	24.233	A.MASBOU	20.351	R.FENATI	23.114	25	A.MASBOU	1'28.264	1'28.492 (24)
26	A.CANET	20.684	J.GUEVARA	24.244	L.LOI	20.369	M.HERRERA	23.117	26	M.HERRERA	1'28.303	1'28.492 (25)
27	A.MASBOU	20.722	M.KAPPLER	24.334	S.VALTULINI	20.373	T.SUZUKI	23.139	27	S.VALTULINI	1'28.454	1'28.780 (27)
28	D.BINDER	20.739	M.HERRERA	24.342	K.PAWI	20.395	S.VALTULINI	23.167	28	A.MIGNO	1'28.544	1'29.343 (30)
29	A.MIGNO	20.774	N.ANTONELLI	24.345	M.KAPPLER	20.530	A.MIGNO	23.180	29	M.KAPPLER	1'28.656	1'28.955 (28)
30	S.VALTULINI	20.778	A.MIGNO	24.383	D.BINDER	20.537	N.ANTONELLI	23.180	30	N.ANTONELLI	1'28.806	1'28.973 (29)
31	M.KAPPLER	20.778	D.BINDER	24.432	L.PETRARCA	20.572	D.BINDER	23.231	31	D.BINDER	1'28.939	1'29.412 (31)
32	T.GEORGI	20.864	L.PETRARCA	24.585	N.ANTONELLI	20.626	L.PETRARCA	23.376	32	L.PETRARCA	1'29.557	1'29.619 (32)
33	L.PETRARCA	21.024	F.SPIRANELLI	24.694	T.GEORGI	20.989	T.GEORGI	23.571	33	T.GEORGI	1'30.147	1'30.265 (33)
34	F.SPIRANELLI	21.111	T.GEORGI	24.723	F.SPIRANELLI	21.022	F.SPIRANELLI	23.699	34	F.SPIRANELLI	1'30.526	1'30.526 (34)
35	D.WEBB	21.361	D.WEBB	28.140	D.WEBB	21.492	D.WEBB	24.636	-1	D.WEBB		(-1)


These data/results cannot be reproduced, stored and/or transmitted in whole or in part by any manner of electronic, mechanical, photocopying, recording, broadcasting or otherwise now known or herein after developed without the previous express consent by the copyright owner, except for reproduction in daily press and regular printed publications on sale to the public within 60 days of the event related to those data/results and always provided that copyright symbol appears together as follows below.

© DORNA, 2016

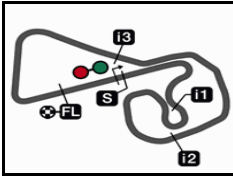
Official MotoGP Timing by **TISSOT**  
www.motogp.com



Sachsenring

Results and timing service provided by 

Moto3




3671 m.

## GoPro MOTORRAD GRAND PRIX DEUTSCHLAND

## Qualifying

## Fastest Laps Sequence

<i>Practice Time</i>	 <i>Rider</i>	<i>Nation</i>	<i>Motorcycle</i>	<i>Time</i>	<i>Km/h</i>	<i>Rider's Lap</i>
3'19.998	41 Brad BINDER	RSA	KTM	<b>1'28.027</b>	150.1	2
8'30.598	21 Francesco BAGNAIA	ITA	MAHINDRA	<b>1'28.022</b>	150.1	5
13'14.995	41 Brad BINDER	RSA	KTM	<b>1'27.701</b>	150.6	6
41'40.117	41 Brad BINDER	RSA	KTM	<b>1'27.566</b>	150.9	11
41'40.673	55 Andrea LOCATELLI	ITA	KTM	<b>1'27.497</b>	151.0	9
57'43.065	55 Andrea LOCATELLI	ITA	KTM	<b>1'27.448</b>	151.1	14
1:00'38.686	33 Enea BASTIANINI	ITA	HONDA	<b>1'27.129</b>	151.6	16

These data/results cannot be reproduced, stored and/or transmitted in whole or in part by any manner of electronic, mechanical, photocopying, recording, broadcasting or otherwise now known or herein after developed without the previous express consent by the copyright owner, except for reproduction in daily press and regular printed publications on sale to the public within 60 days of the event related to those data/results and always provided that copyright symbol appears together as follows below.

© DORNA, 2016

Official MotoGP Timing by TISSOT  
www.motogp.com

Sachsenring, Saturday, July 16, 2016

