


5245 m.

GRAN PREMIO D'ITALIA TIM

Free Practice Nr. 1

Classification

3

		Rider	Nation	Team	Motorcycle	Time	Lap Total	Gap	Top Speed
1	89	Khairul Idham PAWI	MAL	Honda Team Asia	HONDA	2'09.992	15 16		226.0
2	76	Hiroki ONO	JPN	Honda Team Asia	HONDA	2'10.001	14 15	0.009 0.009	228.0
3	21	Francesco BAGNAIA	ITA	ASPAR Mahindra Team Moto3	MAHINDRA	2'10.143	14 14	0.151 0.142	222.2
4	98	Karel HANIKA	CZE	Platinum Bay Real Estate	MAHINDRA	2'10.205	12 12	0.213 0.062	219.6
5	8	Nicolo BULEGA	ITA	SKY Racing Team VR46	KTM	2'10.288	14 14	0.296 0.083	225.0
6	88	Jorge MARTIN	SPA	ASPAR Mahindra Team Moto3	MAHINDRA	2'10.329	15 15	0.337 0.041	219.2
7	48	Lorenzo DALLA PORTA	ITA	Schedl GP Racing	KTM	2'10.426	15 15	0.434 0.097	219.7
8	19	Gabriel RODRIGO	ARG	RBA Racing Team	KTM	2'10.465	13 13	0.473 0.039	219.4
9	10	Alexis MASBOU	FRA	Peugeot MC Saxoprint	PEUGEOT	2'10.738	15 15	0.746 0.273	226.7
10	23	Niccolò ANTONELLI	ITA	Ongetta-Rivacold	HONDA	2'10.826	6 6	0.834 0.088	221.5
11	84	Jakub KORNFEIL	CZE	Drive M7 SIC Racing Team	HONDA	2'11.078	7 7	1.086 0.252	224.7
12	64	Bo BENDSNEYDER	NED	Red Bull KTM Ajo	KTM	2'11.317	13 13	1.325 0.239	222.2
13	4	Fabio DI GIANNANTONIO	ITA	Gresini Racing Moto3	HONDA	2'11.411	12 12	1.419 0.094	221.4
14	24	Tatsuki SUZUKI	JPN	CIP-Unicom Starker	MAHINDRA	2'11.479	14 14	1.487 0.068	229.8
15	36	Joan MIR	SPA	Leopard Racing	KTM	2'11.531	13 13	1.539 0.052	220.9
16	16	Andrea MIGNO	ITA	SKY Racing Team VR46	KTM	2'11.556	16 16	1.564 0.025	226.8
17	40	Darryn BINDER	RSA	Platinum Bay Real Estate	MAHINDRA	2'11.575	13 13	1.583 0.019	228.8
18	44	Aron CANET	SPA	Estrella Galicia 0,0	HONDA	2'11.621	17 17	1.629 0.046	222.4
19	11	Livio LOI	BEL	RW Racing GP BV	HONDA	2'11.621	16 16	1.629	223.7
20	5	Romano FENATI	ITA	SKY Racing Team VR46	KTM	2'11.672	15 15	1.680 0.051	226.4
21	58	Juanfran GUEVARA	SPA	RBA Racing Team	KTM	2'12.142	11 11	2.150 0.470	227.1
22	20	Fabio QUARTARARO	FRA	Leopard Racing	KTM	2'12.466	14 14	2.474 0.324	222.8
23	17	John MCPHEE	GBR	Peugeot MC Saxoprint	PEUGEOT	2'12.501	13 14	2.509 0.035	226.9
24	6	Maria HERRERA	SPA	MH6 Team	KTM	2'12.599	16 16	2.607 0.098	220.4
25	95	Jules DANILO	FRA	Ongetta-Rivacold	HONDA	2'12.608	6 6	2.616 0.009	222.4
26	55	Andrea LOCATELLI	ITA	Leopard Racing	KTM	2'13.491	5 5	3.499 0.883	223.4
27	3	Fabio SPIRANELLI	ITA	CIP-Unicom Starker	MAHINDRA	2'13.689	11 15	3.697 0.198	219.7
28	43	Stefano VALTULINI	ITA	3570 Team Italia	MAHINDRA	2'14.384	10 10	4.392 0.695	224.1
29	41	Brad BINDER	RSA	Red Bull KTM Ajo	KTM	2'14.588	3 3	4.596 0.204	218.2
30	7	Adam NORRODIN	MAL	Drive M7 SIC Racing Team	HONDA	2'15.427	3 3	5.435 0.839	216.4
31	33	Enea BASTIANINI	ITA	Gresini Racing Moto3	HONDA	2'15.915	2 2	5.923 0.488	217.6
32	77	Lorenzo PETRARCA	ITA	3570 Team Italia	MAHINDRA	2'16.126	8 10	6.134 0.211	218.2
Not qualified (Out 107%)						2'19.091			
	37	Davide PIZZOLI	ITA	Proccas - 42 Motorsport	KTM			9.810 3.676	
Not classified									
	9	Jorge NAVARRO	SPA	Estrella Galicia 0,0	HONDA				

Practice condition: Dry

Air: 15°

Humidity: 70%

Ground: 12°

	Fastest Lap:	Lap: 15	Khairul Idham PAWI	2'09.992	145.2 Km/h
	Circuit Record Lap:	2015	Brad BINDER	1'57.318	160.9 Km/h
	Circuit Best Lap:	2015	Danny KENT	1'56.615	161.9 Km/h

The results are provisional until the end of the limit for protest and appeals.

Time limit for protest expires 30' after publication of the results - Mr. Time:

These data/results cannot be reproduced, stored and/or transmitted in whole or in part by any manner of electronic, mechanical, photocopying, recording, broadcasting or otherwise now known or herein after developed without the previous express consent by the copyright owner, except for reproduction in daily press and regular printed publications on sale to the public within 60 days of the event related to those data/results and always provided that copyright symbol appears together as follows below.

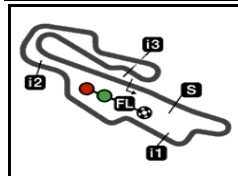
© DORNA, 2016

Official MotoGP Timing by TISSOT
www.motogp.com

Mugello, Friday, May 20, 2016

moto3





5245 m.

GRAN PREMIO D'ITALIA TIM

Free Practice Nr. 1

Top Speed & Average

4

Rider	Nation	Motorcycle	Top 5 speeds					Average	Top
24 Tatsuki SUZUKI	JPN	MAHINDRA	229.8	225.1	224.3	223.0	221.9	224.8	229.8
40 Darryn BINDER	RSA	MAHINDRA	228.8	226.7	226.5	223.7	223.5	225.8	228.8
76 Hiroki ONO	JPN	HONDA	228.0	226.2	222.5	222.4	222.3	224.3	228.0
58 Juanfran GUEVARA	SPA	KTM	227.1	221.9	221.6	220.3	220.3	222.2	227.1
17 John MCPHEE	GBR	PEUGEOT	226.9	219.4	218.3	216.3	216.1	219.4	226.9
16 Andrea MIGNO	ITA	KTM	226.8	223.6	222.3	222.0	220.8	223.1	226.8
10 Alexis MASBOU	FRA	PEUGEOT	226.7	220.6	217.5	216.8	216.5	219.6	226.7
5 Romano FENATI	ITA	KTM	226.4	224.2	221.8	221.3	221.2	223.0	226.4
89 Khairul Idham PAWI	MAL	HONDA	226.0	224.5	221.5	220.8	220.7	222.7	226.0
8 Nicolo BULEGA	ITA	KTM	225.0	222.6	222.0	219.9	218.0	221.5	225.0
84 Jakub KORNFEIL	CZE	HONDA	224.7	221.9	218.4	218.4	215.8	219.8	224.7
43 Stefano VALTULINI	ITA	MAHINDRA	224.1	223.4	222.1	221.8	218.0	221.9	224.1
11 Livio LOI	BEL	HONDA	223.7	221.0	219.9	219.8	219.5	220.8	223.7
37 Davide PIZZOLI	ITA	KTM	223.6	220.7	218.8	215.7	213.5	218.5	223.6
55 Andrea LOCATELLI	ITA	KTM	223.4	220.4	218.8	214.8	212.6	218.0	223.4
20 Fabio QUARTARARO	FRA	KTM	222.8	220.8	219.6	219.6	218.4	220.2	222.8
44 Aron CANET	SPA	HONDA	222.4	220.4	219.5	218.9	218.5	219.7	222.4
95 Jules DANILO	FRA	HONDA	222.4	216.8	216.3	215.7	214.3	217.1	222.4
21 Francesco BAGNAIA	ITA	MAHINDRA	222.2	220.4	219.8	218.0	217.5	219.6	222.2
64 Bo BENDSNEYDER	NED	KTM	222.2	221.6	218.8	218.4	217.3	219.7	222.2
23 Niccolò ANTONELLI	ITA	HONDA	221.5	217.1	216.0	214.2	213.8	216.5	221.5
4 Fabio DI GIANNANTONIO	ITA	HONDA	221.4	219.8	218.8	217.3	216.9	218.8	221.4
36 Joan MIR	SPA	KTM	220.9	219.2	218.8	218.5	216.4	218.8	220.9
6 Maria HERRERA	SPA	KTM	220.4	220.0	219.5	218.9	218.9	219.5	220.4
3 Fabio SPIRANELLI	ITA	MAHINDRA	219.7	217.8	217.4	217.0	215.5	217.2	219.7
48 Lorenzo DALLA PORTA	ITA	KTM	219.7	219.6	218.9	218.3	218.1	218.9	219.7
98 Karel HANIKA	CZE	MAHINDRA	219.6	216.6	216.2	215.6	213.9	216.4	219.6
19 Gabriel RODRIGO	ARG	KTM	219.4	218.9	218.9	218.6	218.4	218.8	219.4
88 Jorge MARTIN	SPA	MAHINDRA	219.2	219.1	218.3	217.3	215.9	218.0	219.2
41 Brad BINDER	RSA	KTM	218.2	215.1	122.9			185.4	218.2
77 Lorenzo PETRARCA	ITA	MAHINDRA	218.2	216.3	215.2	212.7	212.4	215.0	218.2
33 Enea BASTIANINI	ITA	HONDA	217.6	123.4				170.5	217.6
7 Adam NORRODIN	MAL	HONDA	216.4	214.3	110.0			180.2	216.4

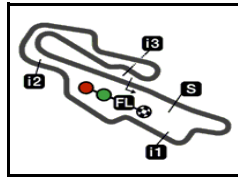
These data/results cannot be reproduced, stored and/or transmitted in whole or in part by any manner of electronic, mechanical, photocopying, recording, broadcasting or otherwise now known or herein after developed without the previous express consent by the copyright owner, except for reproduction in daily press and regular printed publications on sale to the public within 60 days of the event related to those data/results and always provided that copyright symbol appears together as follows below.

© DORNA, 2016

Official MotoGP Timing by TISSOT
www.motogp.com

Mugello, Friday, May 20, 2016





5245 m.

GRAN PREMIO D'ITALIA TIM

Free Practice Nr. 1

Chronological Analysis of Performances

5

* Lap / Sector time cancelled

T1 Time from finish line to 1st intermedate

T3 Time from 2nd intermed. to 3rd intermed.

P Crossing the finish line in pit lane

T2 Time from 1st intermed. to 2nd intermed.

T4 Time from 3rd intermedate to finish line

Lap	Lap Time	T1	T2	T3	T4	Speed	Lap	Lap Time	T1	T2	T3	T4	Speed	
1st	89	Khairul Idham PAWI Honda Team Asia MAL						8	2'12.973	31.916	27.547	42.244	31.266	214.4
		Runs=2 Total laps=16 Full laps=13						9	2'12.298	31.642	27.348	42.097	31.211	220.4
1	3'20.175	1'24.019	33.105	48.986	34.065	145.4	10	2'13.237 *	31.785	27.373	42.984*	31.095	214.7	
2	2'23.993	35.369	30.651	44.706	33.267	226.0	11	2'12.508	31.798	27.420	42.149	31.141	213.3	
3	2'17.660	32.825	28.857	43.345	32.633	216.8	12	2'10.674	31.500	26.905	41.495	30.774	215.7	
4	2'15.520	32.095	28.220	43.079	32.126	220.7	13	2'11.067	31.332	27.110	41.485	31.140	219.8	
5	2'15.921	33.231	28.570	42.327	31.793	219.7	14	2'10.143	31.218	26.788	41.395	30.742	217.5	
6	2'15.086	31.928	28.154	43.438	31.566	221.5								
7	2'13.441	31.547	27.662	42.371	31.861	219.2	4th	98	Karel HANIKA Platinum Bay Real Es CZE					
8	2'13.538	32.409	27.503	42.054	31.572	217.8			Runs=2 Total laps=12 Full laps=9					
9	6'44.253 P	35.322	29.595	44.000	4'55.336	217.9	1	3'16.142	1'22.098	32.518	47.666	33.860	148.5	
10	2'25.122	39.183	29.167	44.642	32.130	113.3	2	2'21.701	34.426	29.592	45.243	32.440	209.9	
11	2'12.746	31.369	27.677	42.114	31.586	224.5	3	2'16.410	33.054	28.069	43.372	31.915	212.3	
12	2'20.004	36.765	27.988	43.559	31.692	215.0	4	2'15.086	32.365	28.040	43.112	31.569	216.6	
13	2'11.396	31.453	27.283	41.408	31.252	217.9	5	2'14.423	32.039	28.003	42.781	31.600	216.2	
14	2'16.674	31.681	32.074	41.583	31.336	216.1	6	15'02.077 P	31.980	28.192	43.039	3'18.866	213.9	
15	2'09.992	31.193	27.006	40.913	30.880	219.2	7	2'20.818	36.062	28.732	43.731	32.293	152.4	
16	2'10.642	31.495	27.180	41.085	30.882	220.8	8	2'14.203	32.315	27.571	42.562	31.755	210.3	
							9	2'13.114	31.939	27.376	42.042	31.757	207.9	
2nd	76	Hiroki ONO Honda Team Asia JPN						10	2'11.454	31.667	26.978	41.968	30.841	210.2
		Runs=2 Total laps=15 Full laps=12						11	2'10.838	31.219	27.126	41.473	31.020	219.6
1	3'16.817	1'21.370	32.538	49.026	33.883	125.2	12	2'10.205	31.376	26.802	41.378	30.649	215.6	
2	2'24.170	34.481	29.501	46.075	34.113	220.4								
3	2'19.439	33.543	28.624	44.905	32.367	217.8	5th	8	Nicolo BULEGA SKY Racing Team VR ITA					
4	2'17.218	33.072	28.807	43.798	31.541	219.5			Runs=3 Total laps=14 Full laps=9					
5	2'14.992	32.160	28.006	43.427	31.399	228.0	1	3'18.397	1'24.407	32.083	48.262	33.645	147.7	
6	2'15.700	32.484	28.072	43.506	31.638	220.1	2	2'18.650	32.993	28.818	44.619	32.220	222.0	
7	2'13.450	32.192	27.599	42.496	31.163	219.9	3	2'15.891	32.470	28.142	43.564	31.715	212.0	
8	8'58.942 P	32.804				219.7	4	2'14.612	31.992	28.016	43.397	31.207	216.3	
9	2'23.441	37.913	28.667	44.857	32.004	137.0	5	8'45.647 P	31.815	27.697	42.449	7'03.686	222.6	
10	2'13.530	31.799	27.965	42.306	31.460	222.5	6	2'38.500	54.702	29.134	42.914	31.750	140.4	
11	2'19.721	34.187	28.873	44.804	31.857	222.3	7	2'14.240	32.043	27.861	42.761	31.575	219.9	
12	2'11.511	31.894	27.107	41.563	30.947	217.6	8	2'13.499	31.876	27.734	42.712	31.177	214.2	
13	2'16.631	31.868	28.398	44.800	31.565	222.4	9	2'12.271	31.845	27.424	42.107	30.895	217.4	
14	2'10.001	31.566	26.779	41.225	30.431	221.5	10	2'14.343	31.778	27.627	43.167	31.771	225.0	
15	2'10.651	31.402	26.996	41.646	30.607	226.2	11	3'45.558 P	31.616				215.7	
							12	2'17.803	37.574	27.462	41.693	31.074	91.9	
3rd	21	Francesco BAGNAI ASPAR Mahindra Tea ITA						13	2'11.023	31.573	27.129	41.349	30.972	214.2
		Runs=2 Total laps=14 Full laps=11						14	2'10.288	31.268	26.883	41.144	30.993	218.0
1	3'16.770	1'23.931	32.569	46.875	33.395	149.6								
2	2'20.542	33.958	29.254	45.072	32.258	215.9	6th	88	Jorge MARTIN ASPAR Mahindra Tea SPA					
3	2'16.096	32.663	28.115	43.502	31.816	215.7			Runs=3 Total laps=15 Full laps=10					
4	2'14.104	32.161	27.745	42.879	31.319	218.0	1	3'19.755	1'22.468	35.204	47.566	34.517	150.4	
5	2'13.063	31.498	27.588	42.484	31.493	222.2	2	2'18.088	33.373	28.391	44.485	31.839	219.2	
6	10'42.644 P	34.573				214.4	3	2'15.587	32.680	27.746	43.251	31.910	210.6	
7	2'20.321	37.104	28.747	42.976	31.494	145.1	4	2'13.992	32.082	27.618	42.845	31.447	217.3	

Fastest Lap: Khairul Idham PAWI Honda Team Asia MAL **2'09.992** 31.193 27.006 40.913 30.880

These data/results cannot be reproduced, stored and/or transmitted in whole or in part by any manner of electronic, mechanical, photocopying, recording, broadcasting or otherwise now known or herein after developed without the previous express consent by the copyright owner, except for reproduction in daily press and regular printed publications on sale to the public within 60 days of the event related to those data/results and always provided that copyright symbol appears together as follows below.
© DORNA, 2016

Free Practice Nr. 1

Moto3

Lap	Lap Time	T1	T2	T3	T4	Speed	Lap	Lap Time	T1	T2	T3	T4	Speed
5	2'13.174	31.762	27.698	42.509	31.205	215.8	9	9'03.120 P	32.745				215.2
6	7'49.990 P	33.387				215.2	10	2'19.508	36.926	28.076	42.486	32.020	157.6
7	2'18.756	35.738	28.343	43.274	31.401	155.2	11	2'14.276	32.275	27.895	42.163	31.943	212.8
8	2'13.346	32.054	27.739	42.167	31.386	214.5	12	2'12.796	31.917	27.374	41.883	31.622	212.0
9	2'12.281	31.928	27.332	42.017	31.004	212.2	13	2'13.339	31.658	27.840	42.235	31.606	212.3
10	2'12.438	31.703	27.445	42.184	31.106	215.9	14	2'12.964	31.796	28.075	41.634	31.459	213.3
11	3'45.683 P	31.660				214.7	15	2'10.738	31.306	26.942	41.407	31.083	215.3
12	2'17.226 *	37.088	27.288	42.037	30.813*	148.0	10th 23 Niccolò ANTONELL Ongetta-Rivacold ITA						
13	2'10.607	31.547	26.908	41.501	30.651	214.8	Runs=1 Total laps=7 Full laps=5						
14	2'17.209	31.923	32.751	41.691	30.844	219.1	1	25'43.240	35'54.710	30.793	45.275	32.462	140.5
15	2'10.329	31.337	26.596	41.649	30.747	218.3	2	2'17.556	33.287	28.621	43.569	32.079	216.0
7th 48 Lorenzo DALLA PO Schedl GP Racing ITA							3	2'13.800	32.037	27.603	42.576	31.584	221.5
Runs=2 Total laps=15 Full laps=12							4	2'12.265	31.657	27.231	41.883	31.494	217.1
1	3'24.503	1'28.929	32.363	48.420	34.791	158.1	5	2'12.137	31.529	27.281	41.823	31.504	214.2
2	2'24.384	35.091	30.221	45.692	33.380	218.1	6	2'10.826	31.479	26.955	41.315	31.077	213.8
3	2'21.997	34.235	29.173	44.672	33.917	213.3	PIT 33.446 204.7						
4	2'19.758	33.973	28.965	44.301	32.519	216.3	11th 84 Jakub KORNFEIL Drive M7 SIC Racing CZE						
5	2'17.382	33.103	28.466	43.560	32.253	219.6	Runs=1 Total laps=7 Full laps=6						
6	2'16.928	33.041	28.425	43.318	32.144	217.7	1	27'36.570	25'45.928	31.151	46.924	32.567	149.8
7	2'15.355	32.557	28.162	42.832	31.804	218.9	2	2'17.405	32.736	28.762	44.012	31.895	224.7
8	2'15.206	32.595	28.142	42.748	31.721	217.3	3	2'14.949	32.578	28.000	42.964	31.407	218.4
9	7'21.074 P	32.973				218.3	4	2'14.288	32.562	27.681	42.707	31.338	215.8
10	2'18.784	36.641	28.096	42.536	31.511	160.5	5	2'13.397	32.219	27.351	42.845	30.982	214.8
11	2'12.168	31.885	27.479	41.738	31.066	217.4	6	2'12.086	31.809	27.299	42.100	30.878	218.4
12	2'11.989	31.807	27.151	41.843	31.188	219.7	7	2'11.078	31.512	27.065	41.771	30.730	221.9
13	2'11.741	31.689	27.361	41.558	31.133	217.7	12th 64 Bo BENDSNEYDER Red Bull KTM Ajo NED						
14	2'12.356	31.931	27.977	41.333	31.115	214.4	Runs=2 Total laps=13 Full laps=10						
15	2'10.426	31.393	26.805	41.208	31.020	216.4	1	8'16.892	6'22.901	31.952	48.000	34.039	117.6
8th 19 Gabriel RODRIGO RBA Racing Team ARG							2	2'21.315	33.250	29.684	45.380	33.001	218.4
Runs=2 Total laps=13 Full laps=10							3	2'20.317	32.862	29.307	45.043	33.105	218.8
1	4'40.418	2'46.050	32.498	47.956	33.914	129.6	4	2'18.799	32.781	28.873	44.836	32.309	217.3
2	2'21.165	33.774	29.786	44.733	32.872	212.3	5	2'17.460	32.408	28.582	43.939	32.531	221.6
3	2'16.976	32.874	28.472	43.612	32.018	214.2	6	2'16.896	32.541	28.379	43.451	32.525	215.6
4	2'15.517	32.231	28.265	43.162	31.859	218.6	7	6'58.001 P	32.211				216.7
5	2'13.764	32.053	27.857	42.442	31.412	217.3	8	2'22.125	36.455	28.917	43.001	33.752	140.6
6	2'12.450	31.656	27.460	41.959	31.375	218.9	9	2'14.774	32.235	28.049	42.739	31.751	215.7
7	2'14.680	31.606	28.538	42.724	31.812	218.2	10	2'13.913	32.134	27.644	42.558	31.577	210.6
8	2'13.351	31.853	27.453	42.300	31.745	216.9	11	2'13.518	32.060	27.615	42.288	31.555	213.1
9	11'11.554 P	31.953				219.4	12	2'11.469	31.727	27.191	41.479	31.072	212.2
10	2'22.750	38.141	28.967	43.393	32.249	145.6	13	2'11.317	31.299	27.224	42.008	30.786	222.2
11	2'11.281	31.486	27.073	41.722	31.000	218.9	13th 4 Fabio DI GIANNANT Gresini Racing Moto3 ITA						
12	2'11.335	31.392	27.343	41.606	30.994	216.2	Runs=3 Total laps=12 Full laps=7						
13	2'10.465	31.107	26.923	41.572	30.863	218.4	1	6'14.126	4'18.449	32.200	48.972	34.505	123.4
9th 10 Alexis MASBOU Peugeot MC Saxoprin FRA							2	2'23.519	34.551	30.017	45.765	33.186	211.9
Runs=2 Total laps=15 Full laps=12							3	2'19.914	33.879	29.162	44.432	32.441	215.4
1	3'19.857	1'24.657	32.723	48.292	34.185	148.0	4	2'15.964	32.448	28.277	43.492	31.747	216.9
2	2'23.447	34.959	29.769	45.432	33.287	216.5	5	8'31.125 P	32.181	28.775	44.192	6'45.977	221.4
3	2'18.440	33.286	28.794	43.954	32.406	211.5	6	2'26.094	39.605	29.396	44.587	32.506	123.5
4	2'16.003	32.618	28.037	43.228	32.120	216.3	7	2'15.360	32.350	28.055	43.145	31.810	214.6
5	2'16.268	32.381	28.689	43.263	31.935	226.7	8	2'13.290	31.878	27.694	42.300	31.418	217.3
6	2'14.665	32.157	27.967	42.695	31.846	217.5	9	2'13.036	31.575	27.589	42.377	31.495	218.8
7	2'13.762	31.978	27.767	42.428	31.589	220.6	10	4'51.206 P	34.860				211.3
8	2'15.134	32.288	28.021	42.812	32.013	216.8							

Fastest Lap: Khairul Idham PAWI Honda Team Asia MAL 2'09.992 31.193 27.006 40.913 30.880

These data/results cannot be reproduced, stored and/or transmitted in whole or in part by any manner of electronic, mechanical, photocopying, recording, broadcasting or otherwise now known or herein after developed without the previous express consent by the copyright owner, except for reproduction in daily press and regular printed publications on sale to the public within 60 days of the event related to those data/results and always provided that copyright symbol appears together as follows below.
© DORNA, 2016

Official MotoGP Timing by TISSOT
www.motogp.com

Mugello, Friday, May 20, 2016

Page 2 of 5



Free Practice Nr. 1

Moto3

Lap	Lap Time	T1	T2	T3	T4	Speed	Lap	Lap Time	T1	T2	T3	T4	Speed		
11	2'21.604	38.293	29.481	42.139	31.691	156.4	17th 40	Darryn BINDER	Platinum Bay Real Es	RSA	Runs=2	Total laps=13	Full laps=10		
12	2'11.411	31.338	27.238	42.019	30.816	219.8									
14th 24	Tatsuki SUZUKI	CIP-Unicom Starker			JPN	Runs=3	Total laps=14	Full laps=9	1	3'18.327	1'23.185	32.373	48.834	33.935	107.2
2	2'22.145	34.984	29.286	45.040	32.835				220.5						
3	6'30.737 P	33.696	28.687	45.028	4'43.326	217.6	4	2'22.631	34.837	29.494	45.323	32.977	223.5		
4	2'29.883	43.640	29.329	44.542	32.372	130.6	5	2'19.001	32.993	28.877	44.233	32.898	226.7		
5	2'16.657	32.913	27.963	43.880	31.901	220.9	6	2'19.367	32.885	28.835	44.368	33.279	223.7		
6	2'15.833	32.871	27.795	43.450	31.717	219.2	7	12'51.157 P	33.161				221.8		
7	2'18.116	32.379	31.056	43.257	31.424	221.9	8	2'30.585	41.564	29.546	45.293	34.182	126.9		
8	2'14.399	32.123	27.928	42.955	31.393	225.1	9	2'18.078	33.175	28.368	43.858	32.677	214.8		
9	2'13.603	32.124	27.483	42.829	31.167	217.6	10	2'15.510 *	32.480	27.892	42.978	32.160*	214.0		
10	2'12.377	31.891	27.238	42.421	30.827	224.3	11	2'14.134	32.195	28.063	42.404	31.472	215.4		
11	2'14.096	31.679	27.536	43.354	31.527	229.8	12	2'12.506	31.629	27.654	41.849	31.374	226.5		
12	5'50.999 P	33.870				207.4	13	2'11.575	31.508	27.103	41.679	31.285	228.8		
13	2'23.453	41.296	27.996	42.720	31.441	130.4	18th 44	Aron CANET	Estrella Galicia 0,0			SPA	Runs=2	Total laps=17	Full laps=14
14	2'11.479	31.728	26.948	41.914	30.889	223.0	1	3'25.001	1'27.802	33.075	49.622	34.502			
15th 36	Joan MIR	Leopard Racing			SPA	Runs=2	Total laps=13	Full laps=10	2	2'25.108	35.297	30.555	45.938	33.318	216.7
1	3'01.627	1'08.281	31.094	47.987	34.265				150.6	3	2'22.287	34.330	30.165	45.115	32.677
2	2'22.446	34.013	29.342	45.661	33.430	211.9	4	2'19.872	33.434	29.817	44.226	32.395	218.2		
3	2'19.810	33.334	28.749	44.798	32.929	210.0	5	2'18.155	32.961	28.920	44.047	32.227	220.4		
4	12'24.400 P	32.879	28.592	44.103	10'38.826	213.9	6	2'17.131	32.895	28.569	43.579	32.088	217.6		
5	2'23.008	38.767	28.254	43.616	32.371	117.0	7	2'16.237	32.551	28.222	43.411	32.053	219.5		
6	2'15.567	31.961	27.900	43.399	32.307	220.9	8	2'17.655	32.848	28.580	43.848	32.379	218.5		
7	2'15.349	32.126	27.872	43.351	32.000	216.4	9	3'44.530 P	33.629				216.8		
8	2'13.756	31.948	27.579	42.549	31.680	218.8	10	2'23.068	37.286	29.284	44.023	32.475	155.5		
9	2'12.870	31.662	27.387	42.256	31.565	219.2	11	2'16.391	32.513	28.473	43.332	32.073	214.7		
10	2'13.091	31.712	27.369	42.452	31.558	215.0	12	2'15.111	32.233	28.156	42.796	31.926	218.5		
11	2'13.976	32.389	27.620	42.479	31.488	214.4	13	2'16.058	32.406	28.209	43.079	32.364	213.0		
12	2'12.404	31.758	27.105	42.129	31.412	214.6	14	2'16.052	32.511	28.189	43.190	32.162	209.4		
13	2'11.531	31.357	27.043	41.873	31.258	218.5	15	2'14.475	32.791	27.926	42.296	31.462	209.6		
16th 16	Andrea MIGNO	SKY Racing Team VR			ITA	Runs=2	Total laps=16	Full laps=13	16	2'12.233	31.599	27.200	42.063	31.371	218.9
1	3'18.967	1'24.862	32.160	48.022	33.923				150.3	17	2'11.621	31.473	27.273	41.698	31.177
2	2'19.985	34.072	29.118	44.621	32.174	218.3	19th 11	Livio LOI	RW Racing GP BV			BEL	Runs=2	Total laps=16	Full laps=13
3	2'17.480	33.237	28.695	43.735	31.813	218.5	1	3'23.955	1'28.624	32.013	48.780	34.538			
4	2'15.192	32.554	28.194	42.784	31.660	219.7	2	2'25.032	35.121	30.225	46.461	33.225	216.6		
5	2'13.870	32.217	27.674	42.625	31.354	222.0	3	2'21.881	33.879	29.225	45.136	33.641	219.9		
6	6'42.815 P	32.248				220.4	4	2'20.282	34.106	29.074	44.623	32.479	218.7		
7	2'29.365	42.223	29.620	45.047	32.475	132.4	5	2'18.040	33.303	28.592	43.915	32.230	223.7		
8	2'18.205	32.938	28.467	44.610	32.190	220.8	6	2'17.292	32.777	28.276	44.001	32.238	219.5		
9	2'15.918	32.753	28.196	43.230	31.739	215.0	7	2'16.671	32.698	28.089	43.803	32.081	219.8		
10	2'14.872	32.186	27.885	43.245	31.556	218.0	8	6'13.046 P	35.627				217.3		
11	2'14.240	32.111	27.893	42.838	31.398	222.3	9	2'20.234	35.827	28.675	43.859	31.873	158.7		
12	2'13.865	32.088	27.690	42.661	31.426	217.5	10	2'14.812	32.381	27.849	42.876	31.706	217.3		
13	2'17.656	34.056	29.109	43.032	31.459	216.7	11	2'14.865	32.022	27.726	43.105	32.012	221.0		
14	2'13.511	32.098	27.693	42.736	30.984	215.5	12	2'13.877	32.229	27.423	42.326	31.899	214.8		
15	2'12.674	31.713	27.766	42.400	30.795	223.6	13	2'13.763	32.199	27.314	42.551	31.699	214.0		
16	2'11.556	31.239	27.078	42.190	31.049	226.8	14	2'12.961	31.930	27.417	42.205	31.409	214.5		
							15	2'12.269	31.626	27.114	42.054	31.475	216.7		
							16	2'11.621	31.432	26.945	41.863	31.381	218.7		

Fastest Lap: Khairul Idham PAWI Honda Team Asia MAL **2'09.992** 31.193 27.006 40.913 30.880

These data/results cannot be reproduced, stored and/or transmitted in whole or in part by any manner of electronic, mechanical, photocopying, recording, broadcasting or otherwise now known or herein after developed without the previous express consent by the copyright owner, except for reproduction in daily press and regular printed publications on sale to the public within 60 days of the event related to those data/results and always provided that copyright symbol appears together as follows below.
© DORNA, 2016

Free Practice Nr. 1

Moto3

Lap	Lap Time	T1	T2	T3	T4	Speed	Lap	Lap Time	T1	T2	T3	T4	Speed	
20th	5	Romano FENATI SKY Racing Team VR ITA					Runs=2 Total laps=15 Full laps=12	6	2'18.007	32.658	28.862	44.402	32.085	226.9
1	3'30.840	1'35.887	32.625	48.452	33.876	148.5	7	2'16.296	32.553	28.402	43.105	32.236	218.3	
2	2'24.005	34.331	30.437	46.183	33.054	217.2	8	11'04.932 P	32.570				215.0	
3	2'21.530	33.663	29.851	45.250	32.766	216.0	9	2'24.479	39.637	28.821	43.679	32.342	131.6	
4	2'19.794	33.343	29.602	44.505	32.344	221.3	10	2'15.438	32.523	28.049	42.931	31.935	209.9	
5	2'18.121	32.912	28.728	44.320	32.161	224.2	11	2'15.004	32.338	27.926	42.715	32.025	212.5	
6	2'17.826	32.838	28.755	44.202	32.031	221.8	12	2'13.660	32.273	27.703	42.084	31.600	211.8	
7	2'17.588	32.770	28.744	44.053	32.021	226.4	13	2'12.501	31.873	27.397	41.833	31.398	215.4	
8	7'01.419 P	35.359				217.4	14	2'11.969 *	31.647	27.267	41.587	31.468*	216.1	
9	2'23.971	38.906	29.623	43.777	31.665	138.1	24th 6 Maria HERRERA MH6 Team SPA					Runs=2 Total laps=16 Full laps=13		
10	2'15.663	32.607	28.237	43.288	31.531	214.0	1	3'11.117	1'10.283	33.988	50.962	35.884	142.2	
11	2'13.367	32.017	27.806	42.412	31.132	220.5	2	2'26.882	35.348	30.947	46.957	33.630	215.4	
12	2'14.858	32.171	27.792	43.243	31.652	217.7	3	2'25.491	34.307	29.937	47.702	33.545	212.9	
13	2'13.312	32.086	27.704	42.262	31.260	215.9	4	2'20.810	33.523	29.354	44.789	33.144	219.5	
14	2'12.638	31.969	27.483	42.216	30.970	218.1	5	2'19.195	33.002	28.924	44.290	32.979	218.9	
15	2'11.672	31.548	27.197	42.011	30.916	221.2	6	2'19.247	33.114	28.753	44.455	32.925	217.5	
21st 58 Juanfran GUEVARA RBA Racing Team SPA						Runs=2 Total laps=11 Full laps=8	7	2'17.623	32.736	28.484	43.849	32.554	215.2	
1	4'00.960	2'07.049	32.475	47.782	33.654	118.5	8	2'16.845	33.049	28.061	43.484	32.251	218.1	
2	2'21.115	33.496	29.621	45.222	32.776	215.5	9	5'34.184 P	32.348				220.4	
3	2'18.540	33.035	28.825	44.409	32.271	216.2	10	2'23.123	35.793	30.011	45.258	32.061	157.5	
4	2'17.118	32.638	28.584	43.876	32.020	220.3	11	2'15.519	32.330	28.047	43.214	31.928	220.0	
5	2'15.586	31.924	28.241	43.627	31.794	227.1	12	2'14.565	32.139	27.658	42.789	31.979	218.9	
6	2'17.405	32.296	28.770	44.154	32.185	220.3	13	2'14.690	32.272	27.670	42.569	32.179	214.4	
7	15'55.841 P	36.802				221.9	14	2'14.537	32.417	27.636	42.698	31.786	213.6	
8	2'35.960	44.869	34.045	44.587	32.459	97.1	15	2'13.370	31.978	27.551	42.169	31.672	214.5	
9	2'13.035	31.877	27.373	42.446	31.339	215.3	16	2'12.599	31.682	27.402	41.827	31.688	218.6	
10	2'12.664	31.735	27.456	42.099	31.374	218.4	25th 95 Jules DANILLO Ongetta-Rivacold FRA					Runs=1 Total laps=6 Full laps=5		
11	2'12.142	31.391	27.446	42.199	31.106	221.6	1	29'39.801	17'50.225	30.647	45.851	33.078	117.3	
22nd 20 Fabio QUARTARAR Leopard Racing FRA						Runs=2 Total laps=14 Full laps=11	2	2'16.595	32.707	28.015	43.740	32.133	216.3	
1	2'47.743	51.090	32.375	49.175	35.103	156.0	3	2'15.004	32.241	27.789	43.086	31.888	214.3	
2	2'25.654	34.738	30.473	46.558	33.885	211.6	4	2'13.744	31.959	27.405	42.672	31.708	215.7	
3	2'22.047	33.911	29.657	45.313	33.166	210.1	5	2'12.913	31.893	27.229	42.495	31.296	216.8	
4	2'19.770	33.186	29.194	44.693	32.697	215.6	6	2'12.608	31.479	27.230	42.402	31.497	222.4	
5	10'23.017 P	34.605				218.0	26th 55 Andrea LOCATELLI Leopard Racing ITA					Runs=1 Total laps=6 Full laps=4		
6	2'22.850	37.051	29.007	44.295	32.497	147.8	1	26'02.429	14'06.250	33.829	49.098	33.252	151.4	
7	2'17.147	32.580	28.427	43.944	32.196	220.8	2	2'19.636	33.436	29.043	44.649	32.508	218.8	
8	2'16.028	32.475	28.314	43.470	31.769	219.6	3	2'15.518	32.121	28.211	43.271	31.915	220.4	
9	2'15.194	32.142	28.043	43.109	31.900	222.8	4	2'14.066	31.581	27.679	42.951	31.855	223.4	
10	2'13.848	31.926	27.535	42.716	31.671	218.4	5	2'13.491	31.529	27.574	42.529	31.859	214.8	
11	2'14.193	32.096	27.698	42.684	31.715	213.9	PIT 33.028 212.6							
12	2'13.553	31.962	27.552	42.372	31.667	216.7	27th 3 Fabio SPIRANELLI CIP-Unicom Starker ITA					Runs=2 Total laps=15 Full laps=12		
13	2'13.271	31.890	27.353	42.523	31.505	217.3	1	3'12.467	1'12.228	33.657	51.475	35.107	144.5	
14	2'12.466	31.435	27.339	42.428	31.264	219.6	2	2'25.745	36.114	30.776	46.445	32.410	211.3	
23rd 17 John MCPHEE Peugeot MC Saxoprin GBR						Runs=2 Total laps=14 Full laps=11	3	2'19.076	33.602	28.951	44.280	32.243	219.7	
1	3'39.690	1'42.044	33.827	49.182	34.637	141.3	4	2'16.485	32.750	28.447	43.485	31.803	217.0	
2	2'24.077	35.012	30.189	45.712	33.164	210.7	5	2'15.703	32.413	28.288	43.131	31.871	217.8	
3	2'20.817	33.774	29.806	44.470	32.767	211.1	6	2'15.991	32.539	28.404	43.258	31.790	215.5	
4	2'18.101	33.003	28.949	43.900	32.249	216.3	7	7'45.274 P	36.245	28.719	44.714	5'55.596	215.5	
5	2'16.195	32.605	28.422	43.270	31.898	219.4	Fastest Lap: Khairul Idham PAWI Honda Team Asia MAL 2'09.992 31.193 27.006 40.913 30.880							

These data/results cannot be reproduced, stored and/or transmitted in whole or in part by any manner of electronic, mechanical, photocopying, recording, broadcasting or otherwise now known or herein after developed without the previous express consent by the copyright owner, except for reproduction in daily press and regular printed publications on sale to the public within 60 days of the event related to those data/results and always provided that copyright symbol appears together as follows below.
© DORNA, 2016

Free Practice Nr. 1

Moto3

Lap	Lap Time	T1	T2	T3	T4	Speed	Lap	Lap Time	T1	T2	T3	T4	Speed
8	2'20.425	37.136	28.434	43.110	31.745	148.0	3	2'23.596	34.721	29.919	45.552	33.404	213.5
9	2'14.759	32.282	27.959	42.873	31.645	213.4	4	2'21.818	33.352	29.585	45.597	33.284	223.6
10	2'14.232	32.157	28.117	42.439	31.519	217.4	5	2'21.965	33.586	29.842	45.607	32.930	218.8
11	2'13.689	32.084	27.866	42.427	31.312	215.1	6	2'19.802	33.324	28.978	44.598	32.902	220.7
12	2'13.961	32.099	27.669	42.883	31.310	209.7		PIT	33.159	29.499	46.813		215.7
13	2'13.718	32.059	27.609	42.709	31.341	212.8							
14	2'13.784	32.161	27.814	42.353	31.456	211.2							
15	2'20.009	32.868	29.521	44.758	32.862	214.4							

28th 43 Stefano VALTULINI 3570 Team Italia ITA
Runs=2 Total laps=11 Full laps=7

1	10'34.629	8'36.797	33.415	49.746	34.671	102.1
2	2'24.104	34.428	30.115	46.101	33.460	221.8
3	2'19.878	33.323	29.003	44.933	32.619	224.1
4	2'20.105	33.244	28.940	44.842	33.079	223.4
5	2'18.845	32.938	28.984	44.163	32.760	218.0
6	6'49.027 P	32.862				217.9
7	2'25.419	40.063	29.320	43.949	32.087	124.9
8	2'15.198	32.362	28.149	42.848	31.839	222.1
9	2'14.696	32.467	27.525	42.862	31.842	214.3
10	2'14.384	32.214	27.662	42.915	31.593	214.2
	PIT	31.882	27.333	53.558		216.2

29th 41 Brad BINDER Red Bull KTM Ajo RSA
Runs=1 Total laps=3 Full laps=2

1	35'36.313	3'46.799	30.574	45.856	33.084	122.9
2	2'17.301	33.382	28.179	43.772	31.968	215.1
3	2'14.588	32.166	27.659	43.171	31.592	218.2

30th 7 Adam NORRODIN Drive M7 SIC Racing MAL
Runs=2 Total laps=3 Full laps=3

1	36'39.997	3'45.140	29.868	45.392	32.597	110.0
2	2'17.981	33.208	28.731	43.864	32.178	214.3
3	2'15.427	32.285	27.786	43.488	31.868	216.4

31st 33 Enea BASTIANINI Gresini Racing Moto3 ITA
Runs=1 Total laps=2 Full laps=1

1	38'26.741	3'38.482	30.784	45.432	32.043	123.4
2	2'15.915	32.760	27.895	43.493	31.767	217.6

32nd 77 Lorenzo PETRARC 3570 Team Italia ITA
Runs=3 Total laps=10 Full laps=5

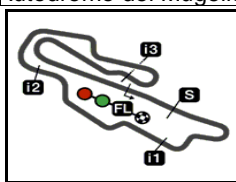
1	6'00.336	3'57.272	36.038	51.534	35.492	139.2
2	2'28.803	35.636	31.696	47.347	34.124	209.5
3	2'24.363	34.190	30.421	46.287	33.465	216.3
4	13'26.991 P	33.921	30.021	45.313	11'37.736	218.2
5	2'26.257	38.128	30.173	44.888	33.068	148.3
6	2'19.467	33.070	29.101	44.425	32.871	215.2
7	2'17.086	32.608	28.523	43.570	32.385	212.4
8	2'16.126	32.480	28.123	43.190	32.333	209.4
9	5'26.965 P	34.542				212.7
10	2'21.643	36.744	28.630	43.837	32.432	148.3

33rd 37 Davide PIZZOLI Proccas - 42 Motor ITA
Runs=1 Total laps=7 Full laps=5

1	5'44.263	3'41.116	34.270	53.055	35.822	108.4
2	2'26.718	34.378	30.399	47.429	34.512	210.8

Fastest Lap: Khairul Idham PAWI Honda Team Asia MAL 2'09.992 31.193 27.006 40.913 30.880

These data/results cannot be reproduced, stored and/or transmitted in whole or in part by any manner of electronic, mechanical, photocopying, recording, broadcasting or otherwise now known or herein after developed without the previous express consent by the copyright owner, except for reproduction in daily press and regular printed publications on sale to the public within 60 days of the event related to those data/results and always provided that copyright symbol appears together as follows below.
© DORNA, 2016



5245 m.

GRAN PREMIO D'ITALIA TIM

Free Practice Nr. 1

Best Partial Times

IT Ideal Lap Time, sum of the best partial times

BT Best Lap Time

T1		T2		T3		T4				IT	BT	
Pos	Rider	Time	Rider	Time	Rider	Time	Rider	Time	Pos	Rider	IT	BT
1	G.RODRIGO	31.107	J.MARTIN	26.596	K.PAWI	40.913	H.ONO	30.431	1	H.ONO	2'09.837	2'10.001 (2)
2	K.PAWI	31.193	H.ONO	26.779	N.BULEGA	41.144	K.HANIKA	30.649	2	K.PAWI	2'09.992	2'09.992 (1)
3	F.BAGNAIA	31.218	F.BAGNAIA	26.788	L.DALLA PORTA	41.208	J.MARTIN	30.651	3	K.HANIKA	2'10.048	2'10.205 (4)
4	K.HANIKA	31.219	K.HANIKA	26.802	H.ONO	41.225	J.KORNFEIL	30.730	4	J.MARTIN	2'10.085	2'10.329 (6)
5	A.MIGNO	31.239	L.DALLA PORTA	26.805	N.ANTONELLI	41.315	F.BAGNAIA	30.742	5	F.BAGNAIA	2'10.143	2'10.143 (3)
6	N.BULEGA	31.268	N.BULEGA	26.883	K.HANIKA	41.378	B.BENDSNEYDE	30.786	6	N.BULEGA	2'10.190	2'10.288 (5)
7	B.BENDSNEYDE	31.299	G.RODRIGO	26.923	F.BAGNAIA	41.395	A.MIGNO	30.795	7	L.DALLA POR	2'10.426	2'10.426 (7)
8	A.MASBOU	31.306	A.MASBOU	26.942	A.MASBOU	41.407	F.DI GIANNANTO	30.816	8	G.RODRIGO	2'10.465	2'10.465 (8)
9	J.MARTIN	31.337	L.LOI	26.945	B.BENDSNEYDE	41.479	T.SUZUKI	30.827	9	A.MASBOU	2'10.738	2'10.738 (9)
10	F.DI GIANNANTO	31.338	T.SUZUKI	26.948	J.MARTIN	41.501	G.RODRIGO	30.863	10	B.BENDSNEY	2'10.755	2'11.317 (12)
11	J.MIR	31.357	N.ANTONELLI	26.955	G.RODRIGO	41.572	K.PAWI	30.880	11	N.ANTONELLI	2'10.826	2'10.826 (10)
12	J.GUEVARA	31.391	K.PAWI	27.006	J.MCPHEE	41.587	N.BULEGA	30.895	12	J.KORNFEIL	2'11.078	2'11.078 (11)
13	L.DALLA PORTA	31.393	J.MIR	27.043	D.BINDER	41.679	R.FENATI	30.916	13	A.MIGNO	2'11.302	2'11.556 (16)
14	H.ONO	31.402	J.KORNFEIL	27.065	A.CANET	41.698	L.DALLA PORTA	31.020	14	T.SUZUKI	2'11.368	2'11.479 (14)
15	L.LOI	31.432	A.MIGNO	27.078	J.KORNFEIL	41.771	N.ANTONELLI	31.077	15	F.DI GIANNAN	2'11.411	2'11.411 (13)
16	F.QUARTARARO	31.435	D.BINDER	27.103	M.HERRERA	41.827	A.MASBOU	31.083	16	J.MIR	2'11.531	2'11.531 (15)
17	A.CANET	31.473	B.BENDSNEYDE	27.191	L.LOI	41.863	J.GUEVARA	31.106	17	A.CANET	2'11.548	2'11.621 (18)
18	N.ANTONELLI	31.479	R.FENATI	27.197	J.MIR	41.873	A.CANET	31.177	18	D.BINDER	2'11.575	2'11.575 (17)
19	J.DANILO	31.479	A.CANET	27.200	T.SUZUKI	41.914	J.MIR	31.258	19	L.LOI	2'11.621	2'11.621 (19)
20	D.BINDER	31.508	J.DANILO	27.229	R.FENATI	42.011	F.QUARTARARO	31.264	20	R.FENATI	2'11.672	2'11.672 (20)
21	J.KORNFEIL	31.512	F.DI GIANNANTO	27.238	F.DI GIANNANTO	42.019	D.BINDER	31.285	21	J.MCPHEE	2'11.899	2'12.501 (23)
22	A.LOCATELLI	31.529	J.MCPHEE	27.267	J.GUEVARA	42.099	J.DANILO	31.296	22	J.GUEVARA	2'11.969	2'12.142 (21)
23	R.FENATI	31.548	S.VALTULINI	27.333	A.MIGNO	42.190	F.SPIRANELLI	31.310	23	J.DANILO	2'12.406	2'12.608 (25)
24	J.MCPHEE	31.647	F.QUARTARARO	27.339	F.SPIRANELLI	42.353	L.LOI	31.381	24	F.QUARTARAR	2'12.410	2'12.466 (22)

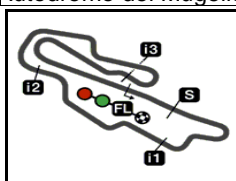
These data/results cannot be reproduced, stored and/or transmitted in whole or in part by any manner of electronic, mechanical, photocopying, recording, broadcasting or otherwise now known or herein after developed without the previous express consent by the copyright owner, except for reproduction in daily press and regular printed publications on sale to the public within 60 days of the event related to those data/results and always provided that copyright symbol appears together as follows below.

© DORNA, 2016

Official MotoGP Timing by TISSOT
www.motogp.com

motoE3





5245 m.

GRAN PREMIO D'ITALIA TIM

Free Practice Nr. 1

Best Partial Times

IT Ideal Lap Time, sum of the best partial times*BT* Best Lap Time

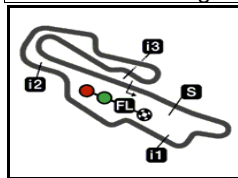
<i>T1</i>		<i>T2</i>		<i>T3</i>		<i>T4</i>						
<i>Pos</i>	<i>Rider</i>	<i>Time</i>	<i>Rider</i>	<i>Time</i>	<i>Rider</i>	<i>Time</i>	<i>Rider</i>	<i>Time</i>	<i>Pos</i>	<i>Rider</i>	<i>IT</i>	<i>BT</i>
25	T.SUZUKI	31.679	J.GUEVARA	27.373	F.QUARTARARO	42.372	J.MCPHEE	31.398	25	M.HERRERA	2'12.583	2'12.599 (24)
26	M.HERRERA	31.682	M.HERRERA	27.402	J.DANILO	42.402	B.BINDER	31.592	26	F.SPIRANELLI	2'13.331	2'13.689 (27)
27	S.VALTULINI	31.882	A.LOCATELLI	27.574	A.LOCATELLI	42.529	S.VALTULINI	31.593	27	A.LOCATELLI	2'13.487	2'13.491 (26)
28	F.SPIRANELLI	32.059	F.SPIRANELLI	27.609	S.VALTULINI	42.848	M.HERRERA	31.672	28	S.VALTULINI	2'13.656	2'14.384 (28)
29	B.BINDER	32.166	B.BINDER	27.659	B.BINDER	43.171	E.BASTIANINI	31.767	29	B.BINDER	2'14.588	2'14.588 (29)
30	A.NORRODIN	32.285	A.NORRODIN	27.786	L.PETRARCA	43.190	A.LOCATELLI	31.855	30	A.NORRODIN	2'15.427	2'15.427 (30)
31	L.PETRARCA	32.480	E.BASTIANINI	27.895	A.NORRODIN	43.488	A.NORRODIN	31.868	31	E.BASTIANINI	2'15.915	2'15.915 (31)
32	E.BASTIANINI	32.760	L.PETRARCA	28.123	E.BASTIANINI	43.493	L.PETRARCA	32.333	32	L.PETRARCA	2'16.126	2'16.126 (32)
33	D.PIZZOLI	33.159	D.PIZZOLI	28.978	D.PIZZOLI	44.598	D.PIZZOLI	32.902	33	D.PIZZOLI	2'19.637	2'19.802 (33)

These data/results cannot be reproduced, stored and/or transmitted in whole or in part by any manner of electronic, mechanical, photocopying, recording, broadcasting or otherwise now known or herein after developed without the previous express consent by the copyright owner, except for reproduction in daily press and regular printed publications on sale to the public within 60 days of the event related to those data/results and always provided that copyright symbol appears together as follows below.

© DORNA, 2016

Official MotoGP Timing by **TISSOT**
www.motogp.com






5245 m.

GRAN PREMIO D'ITALIA TIM

Free Practice Nr. 1

Fastest Laps Sequence

<i>Practice Time</i>	 <i>Rider</i>	<i>Nation</i>	<i>Motorcycle</i>	<i>Time</i>	<i>Km/h</i>	<i>Rider's Lap</i>
5'13.397	20 Fabio QUARTARARO	FRA	KTM	2'25.654	129.6	2
5'24.073	36 Joan MIR	SPA	KTM	2'22.446	132.5	2
5'37.047	8 Nicolo BULEGA	ITA	KTM	2'18.650	136.1	2
5'37.843	88 Jorge MARTIN	SPA	MAHINDRA	2'18.088	136.7	2
7'52.938	8 Nicolo BULEGA	ITA	KTM	2'15.891	138.9	3
7'53.430	88 Jorge MARTIN	SPA	MAHINDRA	2'15.587	139.2	3
10'07.422	88 Jorge MARTIN	SPA	MAHINDRA	2'13.992	140.9	4
12'20.575	21 Francesco BAGNAIA	ITA	MAHINDRA	2'13.063	141.9	5
16'00.290	19 Gabriel RODRIGO	ARG	KTM	2'12.450	142.5	6
26'54.969	88 Jorge MARTIN	SPA	MAHINDRA	2'12.281	142.7	9
28'11.707	8 Nicolo BULEGA	ITA	KTM	2'12.271	142.7	9
31'27.539	48 Lorenzo DALLA PORTA	ITA	KTM	2'12.168	142.8	11
33'39.528	48 Lorenzo DALLA PORTA	ITA	KTM	2'11.989	143.0	12
35'08.855	89 Khairul Idham PAWI	MAL	HONDA	2'11.396	143.7	13
36'13.906	19 Gabriel RODRIGO	ARG	KTM	2'11.281	143.8	11
36'25.230	21 Francesco BAGNAIA	ITA	MAHINDRA	2'10.674	144.4	12
37'20.923	88 Jorge MARTIN	SPA	MAHINDRA	2'10.607	144.5	13
39'35.521	89 Khairul Idham PAWI	MAL	HONDA	2'09.992	145.2	15

These data/results cannot be reproduced, stored and/or transmitted in whole or in part by any manner of electronic, mechanical, photocopying, recording, broadcasting or otherwise now known or herein after developed without the previous express consent by the copyright owner, except for reproduction in daily press and regular printed publications on sale to the public within 60 days of the event related to those data/results and always provided that copyright symbol appears together as follows below.

© DORNA, 2016

Official MotoGP Timing by TISSOT
www.motogp.com

Mugello, Friday, May 20, 2016

