


4801 m.

MOTUL GRAND PRIX OF JAPAN

Free Practice Nr. 3

Classification

10

		Rider	Nation	Team	Motorcycle	Time	Lap Total	Gap	Top Speed
1	12	Thomas LUTHI	SWI	Garage Plus Interwetten	KALEX	1'50.373	10 16		255.7
2	21	Franco MORBIDELLI	ITA	Estrella Galicia 0,0 Marc VDS	KALEX	1'50.709	9 19	0.336 0.336	254.7
3	5	Johann ZARCO	FRA	Ajo Motorsport	KALEX	1'50.823	8 18	0.450 0.114	255.0
4	7	Lorenzo BALDASSARRI	ITA	Forward Team	KALEX	1'51.124	15 20	0.751 0.301	254.5
5	94	Jonas FOLGER	GER	Dynavolt Intact GP	KALEX	1'51.152	6 15	0.779 0.028	253.3
6	73	Alex MARQUEZ	SPA	Estrella Galicia 0,0 Marc VDS	KALEX	1'51.159	4 17	0.786 0.007	253.9
7	30	Takaaki NAKAGAMI	JPN	IDEMITSU Honda Team Asia	KALEX	1'51.196	13 17	0.823 0.037	250.5
8	49	Axel PONS	SPA	AGR Team	KALEX	1'51.352	13 18	0.979 0.156	254.5
9	55	Hafizh SYAHRIN	MAL	Petronas Raceline Malaysia	KALEX	1'51.361	4 17	0.988 0.009	252.5
10	11	Sandro CORTESE	GER	Dynavolt Intact GP	KALEX	1'51.364	17 17	0.991 0.003	254.5
11	23	Marcel SCHROTTER	GER	AGR Team	KALEX	1'51.529	5 15	1.156 0.165	256.7
12	54	Mattia PASINI	ITA	Italtrans Racing Team	KALEX	1'51.596	16 17	1.223 0.067	252.8
13	2	Jesko RAFFIN	SWI	Sports-Millions-EMWE-SAG	KALEX	1'51.642	19 22	1.269 0.046	252.0
14	60	Julian SIMON	SPA	QMMF Racing Team	SPEED UP	1'51.771	16 16	1.398 0.129	251.1
15	52	Danny KENT	GBR	Leopard Racing	KALEX	1'51.809	15 18	1.436 0.038	251.1
16	97	Xavi VIERGE	SPA	Tech 3 Racing	TECH 3	1'51.858	14 18	1.485 0.049	252.6
17	22	Sam LOWES	GBR	Federal Oil Gresini Moto2	KALEX	1'51.867	6 15	1.494 0.009	250.3
18	45	Tetsuta NAGASHIMA	JPN	Ajo Motorsport Academy	KALEX	1'51.948	18 18	1.575 0.081	252.1
19	24	Simone CORSI	ITA	Speed Up Racing	SPEED UP	1'52.028	15 16	1.655 0.080	251.8
20	19	Xavier SIMEON	BEL	QMMF Racing Team	SPEED UP	1'52.072	17 17	1.699 0.044	249.3
21	10	Luca MARINI	ITA	Forward Team	KALEX	1'52.073	5 18	1.700 0.001	251.7
22	87	Remy GARDNER	AUS	Tasca Racing Scuderia Moto2	KALEX	1'52.091	11 17	1.718 0.018	249.8
23	57	Edgar PONS	SPA	Paginas Amarillas HP 40	KALEX	1'52.251	15 19	1.878 0.160	253.3
24	32	Isaac VIÑALES	SPA	Tech 3 Racing	TECH 3	1'52.373	6 13	2.000 0.122	248.8
25	14	Ratthapark WILAIROT	THA	IDEMITSU Honda Team Asia	KALEX	1'52.444	17 17	2.071 0.071	253.1
26	70	Robin MULHAUSER	SWI	CarXpert Interwetten	KALEX	1'52.494	7 16	2.121 0.050	254.0
27	40	Alex RINS	SPA	Paginas Amarillas HP 40	KALEX	1'52.655	16 16	2.282 0.161	255.9
28	27	Iker LECUONA	SPA	Technomag Racing Interwetten	KALEX	1'52.833	6 19	2.460 0.178	256.8
29	63	Naomichi URAMOTO	JPN	Japan-GP2	KALEX	1'53.619	18 18	3.246 0.786	251.1
30	84	Taro SEKIGUCHI	JPN	Team Taro Plus One	TSR	1'57.202	2 6	6.829 3.583	239.4
Not Classified									
	44	Miguel OLIVEIRA	POR	Leopard Racing	KALEX				

Practice condition: Dry

Air: 21°

Humidity: 41%

Ground: 32°

Fastest Lap:	Lap: 10	Thomas LUTHI	1'50.373	156.5 Km/h
Circuit Record Lap:	2014	Maverick VIÑALES	1'50.866	155.8 Km/h
Circuit Best Lap:	2015	Johann ZARCO	1'50.339	156.6 Km/h

The results are provisional until the end of the limit for protest and appeals.

Time limit for protest expires 30' after publication of the results - Mr. Time:

These data/results cannot be reproduced, stored and/or transmitted in whole or in part by any manner of electronic, mechanical, photocopying, recording, broadcasting or otherwise now known or herein after developed without the previous express consent by the copyright owner, except for reproduction in daily press and regular printed publications on sale to the public within 60 days of the event related to those data/results and always provided that copyright symbol appears together as follows below.

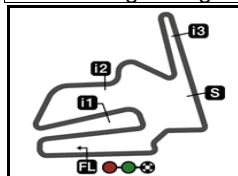
© DORNA, 2016

Official MotoGP Timing by TISSOT
www.motogp.com

Motegi, Saturday, October 15, 2016

moto2™






4801 m.

MOTUL GRAND PRIX OF JAPAN

Free Practice Nr. 3

Combined Free Practice Times

11

	Rider	Nation	Team	MOTORCYCLE	FP1	FP2	FP3	Gap
1	12 T.LUTHI	SWI	Garage Plus Interwetten	KALEX	1'52.120 14	1'50.625 11	1'50.373 10	
2	21 F.MORBIDELLI	ITA	Estrella Galicia 0,0 Marc VDS	KALEX	1'52.164 8	1'50.984 18	1'50.709 9	0.336 0.336
3	5 J.ZARCO	FRA	Ajo Motorsport	KALEX	1'51.975 18	1'51.185 21	1'50.823 8	0.450 0.114
4	30 T.NAKAGAMI	JPN	IDEMITSU Honda Team Asia	KALEX	1'51.816 12	1'50.900 17	1'51.196 13	0.527 0.077
5	7 L.BALDASSARRI	ITA	Forward Team	KALEX	1'52.068 17	1'51.198 20	1'51.124 15	0.751 0.224
6	94 J.FOLGER	GER	Dynavolt Intact GP	KALEX	1'52.283 17	1'51.391 14	1'51.152 6	0.779 0.028
7	73 A.MARQUEZ	SPA	Estrella Galicia 0,0 Marc VDS	KALEX	1'52.218 6	1'51.267 16	1'51.159 4	0.786 0.007
8	22 S.LOWES	GBR	Federal Oil Gresini Moto2	KALEX	1'52.130 17	1'51.184 20	1'51.867 6	0.811 0.025
9	11 S.CORTESE	GER	Dynavolt Intact GP	KALEX	1'52.248 5	1'51.264 14	1'51.364 17	0.891 0.080
10	23 M.SCHROTTER	GER	AGR Team	KALEX	1'52.201 17	1'51.333 18	1'51.529 5	0.960 0.069
11	49 A.PONS	SPA	AGR Team	KALEX	1'52.280 4	1'51.398 10	1'51.352 13	0.979 0.019
12	55 H.SYHRIN	MAL	Petronas Raceline Malaysia	KALEX	1'53.427 16	1'51.522 15	1'51.361 4	0.988 0.009
13	54 M.PASINI	ITA	Italtrans Racing Team	KALEX	1'52.921 16	1'51.555 14	1'51.596 16	1.182 0.194
14	52 D.KENT	GBR	Leopard Racing	KALEX	1'52.232 17	1'51.581 10	1'51.809 15	1.208 0.026
15	60 J.SIMON	SPA	QMMF Racing Team	SPEED UP	1'53.922 10	1'51.632 18	1'51.771 16	1.259 0.051
16	2 J.RAFFIN	SWI	Sports-Millions-EMWE-SAG	KALEX	1'53.264 20	1'53.148 14	1'51.642 19	1.269 0.010
17	24 S.CORSI	ITA	Speed Up Racing	SPEED UP	1'52.202 15	1'51.836 16	1'52.028 15	1.463 0.194
18	97 X.VIERGE	SPA	Tech 3 Racing	TECH 3	1'53.606 17	1'53.027 16	1'51.858 14	1.485 0.022
19	57 E.PONS	SPA	Paginas Amarillas HP 40	KALEX	1'53.390 19	1'51.869 19	1'52.251 15	1.496 0.011
20	45 T.NAGASHIMA	JPN	Ajo Motorsport Academy	KALEX	1'53.789 15	1'53.004 9	1'51.948 18	1.575 0.079
21	32 I.VIÑALES	SPA	Tech 3 Racing	TECH 3	1'53.212 14	1'52.071 19	1'52.373 6	1.698 0.123
22	19 X.SIMEON	BEL	QMMF Racing Team	SPEED UP	1'53.775 4	1'52.277 17	1'52.072 17	1.699 0.001
23	10 L.MARINI	ITA	Forward Team	KALEX	1'53.116 17	1'52.650 19	1'52.073 5	1.700 0.001
24	87 R.GARDNER	AUS	Tasca Racing Scuderia Moto2	KALEX	1'52.853 18	1'52.365 18	1'52.091 11	1.718 0.018
25	14 R.WILAIROT	THA	IDEMITSU Honda Team Asia	KALEX	1'53.699 16	1'52.364 19	1'52.444 17	1.991 0.273
26	70 R.MULHAUSER	SWI	CarXpert Interwetten	KALEX	1'53.609 12	1'53.155 10	1'52.494 7	2.121 0.130
27	40 A.RINS	SPA	Paginas Amarillas HP 40	KALEX	1'53.489 18	1'53.421 3	1'52.655 16	2.282 0.161
28	27 I.LECUONA	SPA	Technomag Racing Interwetten	KALEX	1'54.352 21	1'52.707 16	1'52.833 6	2.334 0.052
29	63 N.URAMOTO	JPN	Japan-GP2	KALEX	1'54.698 21	1'53.013 13	1'53.619 18	2.640 0.306
30	84 T.SEKIGUCHI	JPN	Team Taro Plus One	TSR	1'55.644 15	1'54.852 18	1'57.202 2	4.479 1.839
31	44 M.OLIVEIRA	POR	Leopard Racing	KALEX	1'55.398 3			5.025 0.546

Pole Position Record:	2015	Johann ZARCO	1'50.339	156.6 Km/h
Circuit Record Lap:	2014	Maverick VIÑALES	1'50.866	155.8 Km/h
Circuit Best Lap:	2015	Johann ZARCO	1'50.339	156.6 Km/h

The results are provisional until the end of the limit for protest and appeals.

Time limit for protest expires 60' after publication of the results - Mr. Time:

These data/results cannot be reproduced, stored and/or transmitted in whole or in part by any manner of electronic, mechanical, photocopying, recording, broadcasting or otherwise now known or herein after developed without the previous express consent by the copyright owner, except for reproduction in daily press and regular printed publications on sale to the public within 60 days of the event related to those data/results and always provided that copyright symbol appears together as follows below.

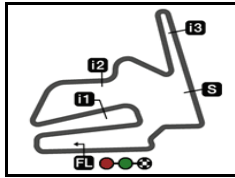
© DORNA, 2016

Official MotoGP Timing by TISSOT
www.motogp.com

Motegi, Saturday, October 15, 2016







4801 m.

MOTUL GRAND PRIX OF JAPAN

Free Practice Nr. 3

Top Speed & Average

12



Rider	Nation	Motorcycle	Top 5 speeds					Average	Top
27 Iker LECUONA	SPA	KALEX	256.8	255.5	253.5	253.4	253.2	254.5	256.8
23 Marcel SCHROTTER	GER	KALEX	256.7	253.1	252.9	252.8	252.5	253.6	256.7
40 Alex RINS	SPA	KALEX	255.9	255.6	255.5	254.0	253.9	255.0	255.9
12 Thomas LUTHI	SWI	KALEX	255.7	254.8	254.6	254.5	254.1	254.6	255.7
5 Johann ZARCO	FRA	KALEX	255.0	254.4	253.8	253.2	252.5	253.8	255.0
21 Franco MORBIDELLI	ITA	KALEX	254.7	252.6	251.4	251.1	250.7	251.9	254.7
7 Lorenzo BALDASSARRI	ITA	KALEX	254.5	252.1	251.2	251.2	250.8	252.0	254.5
11 Sandro CORTESE	GER	KALEX	254.5	253.1	252.9	252.8	252.6	253.2	254.5
49 Axel PONS	SPA	KALEX	254.5	254.0	252.7	252.7	252.3	253.2	254.5
70 Robin MULHAUSER	SWI	KALEX	254.0	253.3	252.1	252.0	251.5	252.6	254.0
73 Alex MARQUEZ	SPA	KALEX	253.9	253.7	253.2	253.2	252.6	253.3	253.9
57 Edgar PONS	SPA	KALEX	253.3	253.0	252.8	252.3	251.6	252.6	253.3
94 Jonas FOLGER	GER	KALEX	253.3	253.2	252.9	252.8	252.5	252.9	253.3
14 Ratthapark WILAIROT	THA	KALEX	253.1	252.7	251.6	251.3	251.1	252.0	253.1
54 Mattia PASINI	ITA	KALEX	252.8	252.3	251.0	250.2	249.9	251.2	252.8
97 Xavi VIERGE	SPA	TECH 3	252.6	252.0	251.8	250.5	250.4	251.5	252.6
55 Hafizh SYAHRIN	MAL	KALEX	252.5	252.0	251.7	251.2	251.2	251.7	252.5
45 Tetsuta NAGASHIMA	JPN	KALEX	252.1	251.3	251.2	250.9	250.1	251.1	252.1
2 Jesko RAFFIN	SWI	KALEX	252.0	251.1	250.8	249.7	249.6	250.6	252.0
24 Simone CORSI	ITA	SPEED UP	251.8	251.3	250.2	249.7	249.6	250.5	251.8
10 Luca MARINI	ITA	KALEX	251.7	251.4	251.2	251.1	251.0	251.3	251.7
52 Danny KENT	GBR	KALEX	251.1	251.1	250.4	250.4	250.0	250.5	251.1
63 Naomichi URAMOTO	JPN	KALEX	251.1	249.4	249.0	248.9	248.8	249.4	251.1
60 Julian SIMON	SPA	SPEED UP	251.1	250.9	250.3	249.8	249.3	250.3	251.1
30 Takaaki NAKAGAMI	JPN	KALEX	250.5	250.5	250.4	250.3	250.1	250.3	250.5
22 Sam LOWES	GBR	KALEX	250.3	249.8	249.4	249.1	248.5	249.4	250.3
87 Remy GARDNER	AUS	KALEX	249.8	249.0	248.9	248.5	248.1	248.7	249.8
19 Xavier SIMEON	BEL	SPEED UP	249.3	249.2	248.9	248.2	248.1	248.6	249.3
32 Isaac VIÑALES	SPA	TECH 3	248.8	247.8	247.3	246.9	246.8	247.5	248.8
84 Taro SEKIGUCHI	JPN	TSR	239.4	238.6	238.3	237.9	199.0	230.6	239.4

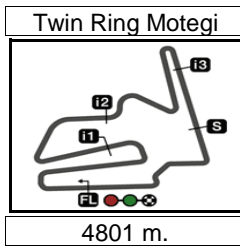
These data/results cannot be reproduced, stored and/or transmitted in whole or in part by any manner of electronic, mechanical, photocopying, recording, broadcasting or otherwise now known or herein after developed without the previous express consent by the copyright owner, except for reproduction in daily press and regular printed publications on sale to the public within 60 days of the event related to those data/results and always provided that copyright symbol appears together as follows below.

© DORNA, 2016

Official MotoGP Timing by TISSOT
www.motogp.com

Motegi, Saturday, October 15, 2016





MOTUL GRAND PRIX OF JAPAN

Free Practice Nr. 3

Chronological Analysis of Performances

13

* Lap / Sector time cancelled T1 Time from finish line to 1st intermediate T3 Time from 2nd intermed. to 3rd intermed.
P Crossing the finish line in pit lane T2 Time from 1st intermed. to 2nd intermed. T4 Time from 3rd intermediate to finish line

Lap	Lap Time	T1	T2	T3	T4	Speed	Lap	Lap Time	T1	T2	T3	T4	Speed	
1st	12	Thomas LUTHI Garage Plus Interwett SWI						4	1'51.261	28.576	21.550	30.361	30.774	249.4
		Runs=2 Total laps=16 Full laps=13						5	1'51.370	28.525	21.569	30.392	30.884	252.1
1	3'09.931	1'44.685	22.672	31.418	31.156	251.6	6	1'50.989	28.473	21.471	30.363	30.682	252.5	
2	1'53.162	28.675	21.801	31.317	31.369	250.7	7	1'50.966	28.509	21.445	30.288	30.724	253.2	
3	1'51.117	28.436	21.541	30.403	30.737	253.5	8	1'50.823	28.429	21.400	30.332	30.662	254.4	
4	1'51.180	28.440	21.494	30.365	30.881	254.5	9	1'51.481	28.577	21.558	30.373	30.973	253.8	
5	1'51.265	28.488	21.451	30.446	30.880	252.5	10	7'24.999 P	29.092	22.408	30.872	6'02.627	252.3	
6	1'50.600	28.413	21.359	30.203	30.625	255.7	11	1'59.310	33.913	22.344	31.348	31.705	249.5	
7	1'50.591	28.246	21.335	30.248	30.762	254.1	12	1'52.623	29.199	21.701	30.585	31.138	249.4	
8	1'50.578	28.310	21.328	30.328	30.612	254.6	13	1'52.094	28.801	21.642	30.671	30.980	251.8	
9	1'50.850	28.427	21.506	30.313	30.604	254.1	14	1'52.593	28.729	21.708	30.776	31.380	252.3	
10	1'50.373	28.359	21.396	30.102	30.516	254.8	15	1'52.511	28.746	21.675	30.727	31.363	251.1	
11	16'13.768 P	28.362	21.296	30.117	30.533	253.2	16	8'16.184 P	29.413	22.850	30.893	6'53.028	250.2	
12	1'57.951	32.941	22.502	31.017	31.491	248.8	17	1'57.642	32.933	22.249	31.036	31.424	248.2	
13	1'51.506	28.585	21.575	30.444	30.902	250.1	18	1'51.468	28.717	21.541	30.402	30.808	250.4	
14	1'51.400	28.579	21.535	30.421	30.865	251.8								
15	1'52.348	28.592	21.623	30.329	31.804	252.8								
16	1'51.219	28.561	21.587	30.249	30.822	253.1								

2nd	21	Franco MORBIDEL Estrella Galicia 0,0 M ITA					
		Runs=3 Total laps=19 Full laps=14					
1	3'21.756	1'56.589	22.270	31.458	31.439	248.5	
2	1'52.610	28.826	21.599	30.611	31.574	249.1	
3	1'51.272	28.526	21.406	30.398	30.942	249.7	
4	1'51.394	28.591	21.448	30.468	30.887	248.6	
5	1'51.393	28.768	21.380	30.358	30.887	250.7	
6	1'51.028	28.467	21.495	30.289	30.777	251.1	
7	1'50.792	28.519	21.367	30.302	30.604	254.7	
8	1'51.118	28.404	21.396	30.256	31.062	252.6	
9	1'50.709	28.463	21.237	30.352	30.657	251.4	
10	9'13.056 P	28.552	21.330	30.498	7'52.676	244.5	
11	1'57.121	33.507	21.819	30.745	31.050	249.7	
12	1'52.080	28.621	21.461	30.323	31.675	250.3	
13	1'52.962	29.664	21.614	30.711	30.973	249.8	
14	1'51.486	28.662	21.410	30.455	30.959	248.6	
15	3'04.839 P	28.730	22.288	30.624	1'43.197	246.9	
16	1'55.377	32.166	21.669	30.584	30.958	248.1	
17	1'51.267	28.529	21.486	30.430	30.822	249.9	
18	1'51.420	28.649	21.461	30.365	30.945	250.7	
19	1'52.585	28.665	21.462	30.485	31.973	249.5	

4th	7	Lorenzo BALDASS Forward Team ITA					
		Runs=3 Total laps=20 Full laps=15					
1	2'28.372	59.238	24.607	32.753	31.774	247.3	
2	1'53.293	29.189	21.773	30.909	31.422	246.6	
3	1'51.810	28.777	21.493	30.582	30.958	248.4	
4	1'51.452	28.664	21.507	30.327	30.954	250.0	
5	1'53.816	29.524	21.995	31.120	31.177	249.1	
6	1'51.690	28.713	21.478	30.550	30.949	250.4	
7	1'51.236	28.534	21.516	30.325	30.861	251.2	
8	6'10.454 P	29.909	22.221	31.206	4'47.118	250.8	
9	1'57.994	33.471	22.247	31.077	31.199	247.8	
10	1'51.923	28.888	21.458	30.601	30.976	248.4	
11	1'51.386	28.637	21.466	30.463	30.820	249.3	
12	1'51.375	28.717	21.373	30.370	30.915	249.9	
13	1'52.715	28.678	21.519	30.798	31.720	250.5	
14	1'51.287	28.644	21.466	30.396	30.781	247.5	
15	1'51.124	28.548	21.387	30.419	30.770	251.2	
16	5'32.067 P	28.651	21.887	31.940	4'09.589	249.0	
17	1'58.950	32.052	22.440	33.268	31.190	248.4	
18	1'52.090	28.914	21.535	30.456	31.185	252.1	
19	1'51.358	28.648	21.448	30.436	30.826	254.5	
20	1'51.286	28.582	21.483	30.422	30.799	249.8	

3rd	5	Johann ZARCO Ajo Motorsport FRA					
		Runs=3 Total laps=18 Full laps=13					
1	2'41.902	1'14.035	24.042	31.849	31.976	250.6	
2	1'53.366	29.123	22.176	30.854	31.213	255.0	
3	1'52.070	28.797	21.517	30.887	30.869	250.9	

5th	94	Jonas FOLGER Dynavolt Intact GP GER					
		Runs=3 Total laps=15 Full laps=10					
1	3'33.501	2'08.238	22.279	31.361	31.623	247.7	
2	1'51.518	28.746	21.570	30.322	30.880	252.1	
3	1'52.138	28.716	21.567	30.515	31.340	253.3	
4	1'52.433	28.584	21.414	30.333	32.102	249.3	
5	1'51.312	28.650	21.462	30.283	30.917	252.9	

Fastest Lap: Thomas LUTHI Garage Plus Interwett SWI **1'50.373** 28.359 21.396 30.102 30.516

These data/results cannot be reproduced, stored and/or transmitted in whole or in part by any manner of electronic, mechanical, photocopying, recording, broadcasting or otherwise now known or herein after developed without the previous express consent by the copyright owner, except for reproduction in daily press and regular printed publications on sale to the public within 60 days of the event related to those data/results and always provided that copyright symbol appears together as follows below.
© DORNA, 2016



Free Practice Nr. 3

Moto2

Lap	Lap Time	T1	T2	T3	T4	Speed	Lap	Lap Time	T1	T2	T3	T4	Speed
6	1'51.152	28.512	21.538	30.266	30.836	253.2	4	1'51.978	28.851	21.679	30.393	31.055	250.4
7	10'06.294 P	29.128	22.401	31.807	8'42.958	246.5	5	1'51.826	28.746	21.591	30.463	31.026	251.0
8	2'07.388	41.315	22.847	31.646	31.580	246.9	6	1'51.568	28.719	21.595	30.388	30.866	251.2
9	1'56.262	28.817	24.696	31.374	31.375	248.7	7	1'51.495	28.587	21.498	30.443	30.967	252.3
10	1'51.720	28.699	21.633	30.422	30.966	252.5	8	10'07.299 P	30.433	23.578	31.395	8'41.893	248.3
11	1'51.931	28.700	21.507	30.819	30.905	252.8	9	1'57.932	33.807	22.188	30.816	31.121	249.5
12	8'58.192 P	29.289	23.368	31.200	7'34.335	246.8	10	1'51.762	28.853	21.594	30.469	30.846	252.7
13	2'08.519	40.030	22.074	33.236	33.179	223.2	11	1'51.787	28.785	21.594	30.510	30.898	254.0
14	1'51.947	28.838	21.670	30.478	30.961	250.5	12	1'51.528	28.687	21.634	30.415	30.792	252.7
15	1'51.681	28.801	21.643	30.374	30.863	250.9	13	1'51.352	28.720	21.550	30.306	30.776	252.0

6th 73 Alex MARQUEZ Estrella Galicia 0,0 M SPA
Runs=3 Total laps=17 Full laps=12

1	3'16.153	1'50.675	22.590	31.313	31.575	249.8
2	1'52.316	29.001	21.651	30.613	31.051	251.9
3	1'51.552	28.669	21.571	30.426	30.886	252.6
4	1'51.159	28.524	21.379	30.457	30.799	252.5
5	1'51.226	28.549	21.416	30.283	30.978	253.7
6	10'24.971 P	28.504	1'03.985	32.001	8'20.481	250.1
7	2'00.943	34.030	22.400	31.509	33.004	237.1
8	1'52.644	29.001	21.852	30.709	31.082	251.1
9	1'52.040	28.844	21.615	30.685	30.896	252.2
10	1'51.911	28.815	21.513	30.579	31.004	253.2
11	1'52.005	28.874	21.663	30.619	30.849	253.9
12	5'58.667 P	28.847	21.920	31.244	4'36.656	249.8
13	2'00.701	35.043	22.723	31.449	31.486	247.1
14	1'52.695	28.993	21.921	30.651	31.130	249.6
15	1'55.902	28.854	21.668	30.632	34.748	186.2
16	1'52.303	29.025	21.669	30.697	30.912	253.2
17	1'55.907	31.183	21.837	31.312	31.575	250.0

7th 30 Takaaki NAKAGAMI IDEMITSU Honda Te JPN
Runs=3 Total laps=17 Full laps=12

1	3'30.236	2'03.722	23.143	31.617	31.754	245.6
2	1'52.659	29.145	21.726	30.646	31.142	247.5
3	1'51.670	28.743	21.576	30.391	30.960	248.2
4	1'51.744	28.699	21.568	30.419	31.058	249.7
5	1'51.411	28.546	21.550	30.413	30.902	250.1
6	9'52.475 P	28.718	21.702	30.491	8'31.564	250.5
7	2'01.688	35.818	22.854	31.390	31.626	242.2
8	1'52.065	28.932	21.601	30.510	31.022	247.2
9	1'52.133	28.624	21.423	31.222	30.864	248.6
10	1'51.271	28.549	21.548	30.238	30.936	249.4
11	1'51.236	28.617	21.489	30.273	30.857	250.5
12	1'51.277	28.694	21.594	30.243	30.746	250.3
13	1'51.196	28.584	21.526	30.326	30.760	250.1
14	5'22.729 P	28.643	21.646	30.506	4'01.934	249.3
15	2'01.337	35.719	22.698	31.319	31.601	245.4
16	1'52.431	29.121	21.683	30.600	31.027	247.7
17	1'55.782	28.844	21.672	34.149	31.117	250.4

8th 49 Axel PONS AGR Team SPA
Runs=3 Total laps=18 Full laps=13

1	2'42.690	1'14.892	23.936	32.280	31.582	248.9
2	1'53.143	28.888	22.013	31.061	31.181	249.9
3	1'52.394	28.699	21.743	30.943	31.009	254.5

14 5'32.949 P 30.078 22.039 31.268 4'09.564 249.0
15 1'57.770 33.630 22.264 30.852 31.024 250.0
16 1'52.089 29.033 21.619 30.437 31.000 252.0
17 1'53.400 28.799 21.701 31.465 31.435 250.8
18 1'51.535 28.801 21.553 30.342 30.839 249.9

9th 55 Hafizh SYAHRIN Petronas Raceline Ma MAL
Runs=3 Total laps=17 Full laps=12

1	3'10.429	1'44.561	22.821	31.739	31.308	250.1
2	1'53.121	28.929	21.699	31.216	31.277	249.4
3	1'51.741	28.719	21.540	30.566	30.916	251.7
4	1'51.361	28.648	21.548	30.324	30.841	252.0
5	8'30.493 P	35.380	23.064	32.053	6'59.996	227.7
6	1'58.129	33.271	22.081	31.468	31.309	249.5
7	1'59.284	34.134	22.598	31.153	31.399	246.4
8	1'52.353	28.915	21.672	30.647	31.119	247.3
9	1'52.686	28.855	21.726	30.831	31.274	248.1
10	7'08.066 P	31.670	22.503	33.386	5'40.507	251.2
11	1'58.577	33.025	22.683	31.501	31.368	246.4
12	1'52.233	28.819	21.716	30.682	31.016	248.2
13	2'03.417	31.474	25.371	34.722	31.850	247.5
14	1'51.914	28.827	21.582	30.538	30.967	250.6
15	1'51.504	28.766	21.565	30.343	30.830	249.0
16	1'51.995	28.862	21.624	30.575	30.934	252.5
17	1'51.839	28.782	21.595	30.464	30.998	251.2

10th 11 Sandro CORTESE Dynavolt Intact GP GER
Runs=2 Total laps=17 Full laps=14

1	4'56.334	3'28.008	22.816	33.047	32.463	247.0
2	1'54.017	29.562	21.991	31.284	31.180	252.3
3	1'53.247	29.122	21.716	31.045	31.364	252.6
4	1'56.660	31.583	22.157	31.347	31.573	251.1
5	1'52.803	29.192	21.663	30.833	31.115	252.4
6	1'52.522	28.970	21.654	30.727	31.171	254.5
7	11'54.202 P	30.438	22.430	31.370	0'29.964	252.5
8	1'58.986	33.408	22.468	31.500	31.610	249.1
9	1'52.235	29.059	21.705	30.547	30.924	252.9
10	1'51.742	28.769	21.572	30.414	30.987	252.8
11	1'51.674	28.718	21.497	30.583	30.876	251.6
12	1'51.805	28.795	21.662	30.416	30.932	251.6
13	1'51.548	28.825	21.554	30.265	30.904	252.2
14	1'51.589	28.686	21.628	30.422	30.853	251.7
15	1'51.657	28.733	21.684	30.376	30.864	251.9
16	1'51.902	28.706	21.552	30.438	31.206	252.3
17	1'51.364	28.716	21.473	30.418	30.757	253.1

Fastest Lap: Thomas LUTHI Garage Plus Interwett SWI 1'50.373 28.359 21.396 30.102 30.516

These data/results cannot be reproduced, stored and/or transmitted in whole or in part by any manner of electronic, mechanical, photocopying, recording, broadcasting or otherwise now known or herein after developed without the previous express consent by the copyright owner, except for reproduction in daily press and regular printed publications on sale to the public within 60 days of the event related to those data/results and always provided that copyright symbol appears together as follows below.
© DORNA, 2016

Free Practice Nr. 3

Moto2

Lap	Lap Time	T1	T2	T3	T4	Speed	Lap	Lap Time	T1	T2	T3	T4	Speed	
11th	23	Marcel SCHROTTE AGR Team GER						17	1'52.154	28.894	21.433	30.687	31.140	248.6
		Runs=3 Total laps=15 Full laps=10						18	1'52.070	28.801	21.543	30.692	31.034	248.5
1	3'32.541	2'07.929	22.294	31.075	31.243	250.0	19	1'51.642	28.708	21.433	30.548	30.953	249.7	
2	1'52.299	28.828	21.716	30.507	31.248	251.4	20	1'56.319	29.434	22.113	31.273	33.499	191.6	
3	1'51.812	28.762	21.547	30.503	31.000	251.3	21	1'53.073	29.146	21.782	30.855	31.290	252.0	
4	1'51.963	28.671	21.641	30.662	30.989	256.7	22	1'52.808	28.937	21.924	30.757	31.190	249.3	
5	1'51.529	28.650	21.578	30.371	30.930	253.1	14th 60 Julian SIMON QMMF Racing Team SPA							
6	1'51.629	28.634	21.653	30.351	30.991	252.9			Runs=3 Total laps=16 Full laps=11					
7	1'51.648	28.555	21.617	30.462	31.014	252.8	1	3'09.304	1'42.509	23.033	31.743	32.019	248.1	
8	10'19.349 P	31.138	22.724	31.499	8'53.988	251.9	2	1'54.211	29.206	22.117	31.394	31.494	248.1	
9	1'57.749	33.179	22.201	30.915	31.454	248.5	3	1'52.428	29.041	21.681	30.742	30.964	251.1	
10	1'52.299	28.871	21.717	30.602	31.109	252.2	4	1'51.988	28.781	21.720	30.522	30.965	249.8	
11	8'41.414 P	28.788	21.756	1'31.296	6'19.574	224.4	5	9'44.050 P	29.144	21.970	31.013	8'21.923	179.5	
12	2'01.627	35.628	22.474	31.154	32.371	246.4	6	1'57.866	33.381	22.207	30.974	31.304	249.3	
13	1'52.174	28.866	21.774	30.518	31.016	251.3	7	1'52.431	28.939	21.777	30.703	31.012	248.1	
14	1'51.831	28.737	21.737	30.423	30.934	252.1	8	1'52.292	28.902	21.653	30.587	31.150	247.9	
15	1'51.835	28.727	21.645	30.506	30.957	252.5	9	1'52.108	28.853	21.754	30.556	30.945	248.5	
12th 54 Mattia PASINI Italtrans Racing Team ITA							10	8'18.239 P	29.212	22.625	31.759	6'54.643	244.5	
		Runs=3 Total laps=17 Full laps=12					11	1'59.045	34.345	22.457	30.803	31.440	247.8	
1	3'05.482	1'33.960	23.378	31.736	36.408	159.9	12	1'52.386	28.949	21.743	30.630	31.064	247.9	
2	1'52.927	29.108	21.851	30.764	31.204	249.5	13	1'52.071	28.836	21.796	30.502	30.937	248.7	
3	1'52.439	28.825	21.844	30.636	31.134	252.8	14	1'57.679	31.703	24.308	30.590	31.078	250.3	
4	1'52.377	28.745	21.791	30.608	31.233	247.5	15	1'59.465	28.933	24.126	34.606	31.800	248.1	
5	1'52.332	28.919	21.657	30.678	31.078	246.2	16	1'51.771	28.716	21.739	30.477	30.839	250.9	
6	1'52.105	28.729	21.685	30.517	31.174	249.2	15th 52 Danny KENT Leopard Racing GBR							
7	11'00.522 P	28.533	21.529	30.405	9'40.055	249.9			Runs=3 Total laps=18 Full laps=13					
8	1'55.284	31.468	21.900	30.644	31.272	248.2	1	2'50.719	1'20.443	24.172	32.390	33.714	247.3	
9	1'51.906	28.776	21.630	30.510	30.990	251.0	2	2'06.220	29.515	26.137	35.313	35.255	181.0	
10	1'52.664	28.864	22.029	30.625	31.146	250.2	3	2'04.139	29.224	22.135	31.445	41.335	166.1	
11	1'51.696	28.673	21.577	30.449	30.997	252.3	4	1'56.599	29.008	22.028	31.282	34.281	184.8	
12	1'51.737	28.696	21.590	30.404	31.047	247.3	5	1'52.601	28.886	21.635	30.827	31.253	250.4	
13	5'22.358 P	28.752	21.694	35.154	3'56.758	179.5	6	1'56.598	28.793	23.520	33.014	31.271	251.1	
14	1'59.572	35.864	22.104	30.624	30.980	248.3	7	1'52.566	28.779	21.824	30.786	31.177	251.1	
15	1'51.818	28.771	21.566	30.385	31.096	248.6	8	6'59.605 P	31.416	24.244	32.910	5'31.035	222.5	
16	1'51.596	28.632	21.566	30.386	31.012	249.3	9	2'04.371	37.248	24.423	31.325	31.375	247.8	
17	1'55.669	28.782	21.521	32.654	32.712	240.4	10	1'52.161	28.916	21.665	30.622	30.958	250.0	
13th 2 Jesko RAFFIN Sports-Millions-EMW SWI							11	6'45.354 P	35.672	25.583	33.114	5'10.985	228.7	
		Runs=2 Total laps=22 Full laps=19					12	2'07.830	39.327	23.251	32.106	33.146	238.6	
1	2'41.322	1'10.011	22.528	33.934	34.849	224.1	13	1'56.422	29.689	23.940	31.060	31.733	248.7	
2	1'55.221	29.453	22.464	31.836	31.468	250.8	14	1'51.965	28.814	21.611	30.523	31.017	250.0	
3	1'55.115	29.604	21.791	32.343	31.377	248.2	15	1'51.809	28.727	21.632	30.488	30.962	250.4	
4	1'56.239	29.277	21.879	31.038	34.045	249.6	16	2'14.960	35.091	25.363	37.946	36.560	162.4	
5	1'53.666	29.356	21.890	31.075	31.345	248.8	17	2'04.384	28.839	25.274	32.804	37.467	203.1	
6	1'53.540	29.253	21.819	30.984	31.484	249.4	18	1'52.402	28.905	21.729	30.681	31.087	248.3	
7	1'53.038	29.066	21.686	30.991	31.295	251.1	16th 97 Xavi VIERGE Tech 3 Racing SPA							
8	6'03.761 P	29.685	22.331	31.325	4'40.420	247.7			Runs=2 Total laps=18 Full laps=15					
9	1'58.173	33.292	22.191	31.088	31.602	248.2	1	2'45.058	1'19.197	22.852	31.512	31.497	248.6	
10	1'52.816	29.138	21.678	30.710	31.290	247.4	2	1'53.280	29.027	21.967	30.954	31.332	248.7	
11	1'52.400	28.888	21.510	30.775	31.227	248.3	3	1'52.491	28.890	21.670	30.865	31.066	249.3	
12	1'53.317	28.906	21.537	30.996	31.878	245.9	4	1'52.392	28.816	21.802	30.658	31.116	249.5	
13	1'52.540	28.886	21.482	31.025	31.147	249.2	5	1'52.780	29.006	21.798	30.863	31.113	250.5	
14	1'52.353	28.841	21.591	30.816	31.105	249.0	6	1'52.929	29.004	21.758	30.870	31.297	249.7	
15	1'52.077	28.828	21.518	30.611	31.120	249.3	7	1'52.637	28.948	21.713	30.856	31.120	250.4	
16	1'52.453	28.823	21.716	30.729	31.185	248.2	Fastest Lap: Thomas LUTHI Garage Plus Interwett SWI 1'50.373 28.359 21.396 30.102 30.516							

These data/results cannot be reproduced, stored and/or transmitted in whole or in part by any manner of electronic, mechanical, photocopying, recording, broadcasting or otherwise now known or herein after developed without the previous express consent by the copyright owner, except for reproduction in daily press and regular printed publications on sale to the public within 60 days of the event related to those data/results and always provided that copyright symbol appears together as follows below.
© DORNA, 2016

Free Practice Nr. 3

Moto2

Lap	Lap Time	T1	T2	T3	T4	Speed	Lap	Lap Time	T1	T2	T3	T4	Speed
8	1'52.523	28.886	21.845	30.732	31.060	251.8	3	1'53.078	29.223	21.718	31.002	31.135	247.0
9	1'52.762	28.964	21.730	30.949	31.119	252.0	4	5'33.946 P	30.575	26.533	33.542	4'03.296	248.3
10	12'56.457 P	31.698	22.318	31.803	1'30.638	248.9	5	2'00.152	33.483	22.396	31.239	33.034	218.1
11	1'59.296	33.954	22.407	31.306	31.629	248.7	6	1'53.503	29.229	21.970	31.078	31.226	249.7
12	1'52.484	29.051	21.815	30.563	31.055	247.7	7	1'53.618	29.040	21.900	31.021	31.657	249.6
13	1'52.512	28.997	21.799	30.700	31.016	248.8	8	1'53.066	29.102	21.867	30.941	31.156	251.8
14	1'51.858	28.784	21.650	30.490	30.934	248.9	9	4'42.786 P	29.596	22.076	31.215	3'19.899	246.3
15	1'52.123	28.784	21.692	30.611	31.036	252.6	10	2'04.222	35.964	22.268	32.544	33.446	224.6
16	2'00.267	32.711	22.266	31.843	33.447	211.6	11	1'52.895	29.256	21.827	30.757	31.055	251.3
17	1'52.540	29.013	21.745	30.554	31.228	250.3	12	1'52.760	28.966	21.671	31.018	31.105	250.2
18	1'52.165	28.819	21.671	30.613	31.062	248.6	13	4'13.255 P	30.814	22.566	32.214	2'47.661	248.8

17th 22 Sam LOWES Federal Oil Gresini M GBR

Runs=3 Total laps=16 Full laps=10

1	3'13.089	1'46.575	23.175	31.738	31.601	248.4
2	1'52.606	29.116	21.665	30.625	31.200	249.8
3	1'58.406	28.918	21.548	34.443	33.497	249.1
4	1'51.951	28.626	21.709	30.590	31.026	250.3
5	1'58.074	33.980	21.943	30.764	31.387	246.9
6	1'51.867	28.663	21.609	30.465	31.130	246.2
7	10'37.476 P	28.525	21.664	54.121	8'53.166	217.7
8	1'59.016	33.799	22.478	31.100	31.639	243.7
9	1'52.704	28.940	21.813	30.713	31.238	248.1
10	1'52.272	28.753	21.751	30.643	31.125	247.9
11	1'52.282	28.687	21.644	30.675	31.276	248.1
12	1'52.097	28.877	21.697	30.467	31.056	249.4
13	5'44.172 P	28.602	21.674	35.555	4'18.341	244.2
14	1'59.168	33.121	22.959	31.370	31.718	245.9
15	1'54.433	28.890	21.925	32.298	31.320	248.5
PIT	28.873	21.698	32.485	243.9		

18th 45 Tetsuta NAGASHIM Ajo Motorsport Acade JPN

Runs=2 Total laps=18 Full laps=15

1	2'40.027	1'12.224	22.631	31.401	33.771	214.5
2	1'54.424	29.812	22.173	31.013	31.426	247.1
3	1'53.549	29.212	21.809	31.416	31.112	248.9
4	1'53.540	29.187	22.113	30.915	31.325	248.8
5	1'53.031	29.159	21.758	30.970	31.144	249.8
6	1'52.641	28.974	21.802	30.790	31.075	249.5
7	1'53.268	29.021	21.879	31.070	31.298	249.8
8	1'53.109	29.187	21.747	30.907	31.268	251.2
9	1'52.814	28.986	21.861	30.882	31.085	251.3
10	1'52.910	28.970	21.767	30.923	31.250	245.6
11	1'54.921	29.378	22.443	31.834	31.266	250.0
12	12'13.204 P	29.306	21.882	31.762	10'50.254	244.1
13	2'01.483	33.906	24.716	31.365	31.496	247.0
14	1'53.168	29.150	22.003	30.936	31.079	248.9
15	1'52.732	29.020	21.740	30.937	31.035	252.1
16	1'52.131	28.952	21.755	30.591	30.833	250.0
17	1'52.363	28.869	21.640	30.762	31.092	250.1
18	1'51.948	28.840	21.554	30.654	30.900	250.9

19th 24 Simone CORSI Speed Up Racing ITA

Runs=4 Total laps=17 Full laps=9

1	3'08.575	1'41.589	23.310	31.932	31.744	247.8
2	1'55.846	29.336	21.751	32.234	32.525	231.3

14	1'56.676	32.922	21.985	30.648	31.121	247.8
15	1'52.028	28.858	21.674	30.467	31.029	247.9
16	1'56.429	32.298	22.256	30.775	31.100	246.4
unfinished	28.888	21.661	30.563	248.8		

20th 19 Xavier SIMEON QMMF Racing Team BEL

Runs=3 Total laps=17 Full laps=13

1	7'45.117 P	1'09.455	22.635	39.362	5'33.665	158.5
2	1'58.763	33.297	22.544	31.342	31.580	245.0
3	1'53.042	29.294	21.783	30.817	31.148	246.7
4	1'53.253	28.993	21.718	30.830	31.712	248.1
5	1'52.515	28.991	21.664	30.761	31.099	247.7
6	1'53.177	28.894	21.668	31.434	31.181	249.2
7	1'52.526	28.915	21.680	30.821	31.110	248.9
8	1'52.365	28.903	21.634	30.710	31.118	248.2
9	1'52.743	29.009	21.581	30.558	31.595	247.2
10	1'53.396	28.973	21.613	30.676	32.134	247.0
11	10'17.745 P	31.126	22.754	31.162	8'52.703	239.4
12	2'01.534	33.935	22.339	31.965	33.295	218.2
13	1'52.369	28.904	21.554	30.872	31.039	249.3
14	1'52.354	28.939	21.612	30.588	31.215	247.5
15	1'54.504	29.894	22.397	30.748	31.465	244.3
16	1'52.386	28.935	21.673	30.701	31.077	248.1
17	1'52.072	28.821	21.544	30.616	31.091	246.8

21st 10 Luca MARINI Forward Team ITA

Runs=3 Total laps=18 Full laps=13

1	2'41.561	1'11.945	22.666	31.892	35.058	248.3
2	1'53.647	29.327	22.036	30.893	31.391	250.0
3	1'53.245	29.115	21.679	31.059	31.392	251.2
4	1'52.216	28.810	21.782	30.522	31.102	250.2
5	1'52.073	28.687	21.612	30.637	31.137	250.5
6	1'52.270	28.834	21.695	30.596	31.145	250.7
7	1'52.561	28.816	21.700	30.821	31.224	251.0
8	1'52.689	28.946	21.741	30.851	31.151	251.4
9	1'52.573	28.866	21.782	30.780	31.145	251.7
10	9'01.807 P	31.487	24.143	32.862	7'33.315	200.4
11	1'58.560	33.487	22.162	31.274	31.637	249.3
12	1'52.836	29.211	21.740	30.690	31.195	251.1
13	1'52.807	28.992	21.750	30.800	31.265	249.8
14	5'06.141 P	29.076	21.649	30.863	3'44.553	248.7
15	2'02.066	35.035	22.478	31.848	32.705	246.8
16	1'55.521	29.067	21.781	30.837	33.836	249.8
17	1'52.948	29.019	21.780	30.741	31.408	249.9
18	1'52.881	28.864	21.690	30.950	31.377	250.5

Fastest Lap: Thomas LUTHI Garage Plus Interwett SWI 1'50.373 28.359 21.396 30.102 30.516

These data/results cannot be reproduced, stored and/or transmitted in whole or in part by any manner of electronic, mechanical, photocopying, recording, broadcasting or otherwise now known or herein after developed without the previous express consent by the copyright owner, except for reproduction in daily press and regular printed publications on sale to the public within 60 days of the event related to those data/results and always provided that copyright symbol appears together as follows below.
© DORNA, 2016

Free Practice Nr. 3

Moto2

Lap	Lap Time	T1	T2	T3	T4	Speed	Lap	Lap Time	T1	T2	T3	T4	Speed							
22nd 87 Remy GARDNER Tasca Racing Scuderi AUS Runs=3 Total laps=17 Full laps=12							12	1'53.135	29.180	21.853	30.891	31.211	246.7	13	1'52.686	28.899	21.751	30.878	31.158	245.8
1	3'02.280	1'32.670	24.259	32.367	32.984	218.0	25th 14 Ratthapark WILAIR IDEMITSU Honda Te THA Runs=3 Total laps=17 Full laps=12													
2	2'04.786	29.580	21.726	41.878	31.602	247.0	1	2'42.958	1'14.492	24.031	32.673	31.762	248.1							
3	1'55.229	30.465	21.823	31.488	31.453	248.9	2	1'53.636	29.003	22.082	31.163	31.388	253.1							
4	1'53.244	29.090	21.749	30.921	31.484	247.9	3	1'52.555	28.956	21.677	30.608	31.314	251.6							
5	1'53.817	29.248	21.788	31.088	31.693	249.8	4	1'52.663	28.828	21.818	30.776	31.241	250.5							
6	10'07.511	P 29.112	21.826	31.083	8'45.490	248.1	5	1'53.266	29.002	21.927	31.003	31.334	249.1							
7	2'01.141	36.148	22.108	31.257	31.628	242.7	6	1'52.829	28.887	21.908	30.728	31.306	251.1							
8	1'52.516	29.001	21.669	30.702	31.144	247.2	7	1'55.782	31.394	21.984	31.005	31.399	250.9							
9	1'55.642	31.654	21.679	31.117	31.192	248.5	8	1'53.178	28.914	21.980	30.905	31.379	252.7							
10	1'52.464	28.947	21.534	30.930	31.053	248.1	9	11'38.805	P 33.884	23.904	35.764	0'05.253	241.6							
11	1'52.091	28.842	21.669	30.543	31.037	249.0	10	2'08.334	36.675	25.334	33.720	32.605	247.3							
12	5'50.146	P 28.840	22.891	33.185	4'25.230	240.7	11	1'59.467	34.280	22.487	31.128	31.572	249.5							
13	2'15.983	39.276	26.137	35.921	34.649	166.4	12	4'25.706	P 34.534	24.102	36.108	2'50.962	244.3							
14	1'52.663	29.135	21.742	30.738	31.048	246.7	13	2'08.739	35.224	24.418	35.888	33.209	226.6							
15	1'52.374	29.014	21.484	30.608	31.268	247.3	14	1'53.363	29.152	21.971	30.928	31.312	250.4							
16	1'52.701	29.084	21.628	30.754	31.235	246.8	15	2'02.040	34.227	22.734	32.263	32.816	231.9							
17	1'52.222	28.940	21.494	30.621	31.167	247.1	16	1'53.164	29.117	21.859	31.052	31.136	251.3							
23rd 57 Edgar PONS Paginas Amarillas HP SPA Runs=2 Total laps=19 Full laps=16							17	1'52.444	28.878	21.827	30.657	31.082	250.0							
1	2'59.878	1'33.362	23.081	31.567	31.868	248.3	26th 70 Robin MULHAUSER CarXpert Interwetten SWI Runs=4 Total laps=16 Full laps=9													
2	1'54.194	29.127	22.136	31.467	31.464	249.2	1	3'11.702	1'46.225	22.412	31.512	31.553	252.0							
3	1'53.645	28.943	22.092	31.070	31.540	248.9	2	1'53.212	28.929	21.712	31.033	31.538	253.3							
4	1'53.299	28.959	21.925	30.926	31.489	249.7	3	1'53.135	29.021	21.822	30.908	31.384	254.0							
5	2'00.163	34.573	22.407	31.470	31.713	249.4	4	6'06.556	P 35.758	22.595	31.387	4'36.816	211.4							
6	1'53.506	29.001	21.999	31.027	31.479	251.6	5	2'03.172	34.735	23.239	33.275	31.923	248.1							
7	1'53.062	28.907	21.803	30.900	31.452	253.3	6	1'53.070	28.964	21.860	30.937	31.309	251.1							
8	1'58.648	30.350	23.989	32.639	31.670	252.8	7	1'52.494	28.832	21.774	30.790	31.098	252.1							
9	1'53.594	29.088	22.112	31.125	31.269	253.0	8	1'52.675	28.850	21.820	30.776	31.229	251.5							
10	9'32.092	P 30.466	23.299	32.173	8'06.154	247.1	9	1'52.853	28.826	21.777	30.788	31.462	249.6							
11	2'19.980	47.729	25.444	34.616	32.191	244.0	10	9'03.499	P 30.229	22.444	31.352	7'39.474	244.5							
12	1'53.337	29.060	22.069	30.951	31.257	250.6	11	2'14.083	40.555	23.543	35.373	34.612	218.3							
13	1'52.718	28.734	21.967	30.818	31.199	250.7	12	2'03.152	29.638	27.417	33.604	32.493	240.2							
14	1'52.511	28.682	21.800	30.707	31.322	250.5	13	1'54.354	29.300	22.196	31.251	31.607	251.2							
15	1'52.251	28.745	21.784	30.548	31.174	250.9	14	3'39.089	P 29.365	22.624	31.303	2'15.797	249.4							
16	1'56.127	29.436	22.239	31.258	33.194	250.1	15	1'58.482	33.230	22.230	31.389	31.633	250.8							
17	1'52.679	28.832	21.837	30.736	31.274	251.0	16	1'53.484	29.131	21.893	30.995	31.465	251.3							
18	1'56.096	28.793	21.852	32.039	33.412	209.5	27th 40 Alex RINS Paginas Amarillas HP SPA Runs=4 Total laps=16 Full laps=9													
19	1'52.454	28.841	21.884	30.679	31.050	252.3	1	3'00.266	1'33.630	23.118	31.781	31.737	255.5							
24th 32 Isaac VIÑALES Tech 3 Racing SPA Runs=3 Total laps=13 Full laps=8							2	1'54.087	29.142	21.984	31.471	31.490	252.9							
1	3'02.096	1'34.815	23.012	31.723	32.546	244.8	3	1'53.567	29.098	21.960	31.229	31.280	247.3							
2	1'54.936	29.401	22.099	31.272	32.164	246.9	4	5'37.416	P 29.084	21.896	31.111	4'15.325	253.4							
3	1'53.805	29.344	22.054	31.100	31.307	246.8	5	2'06.627	39.879	22.820	31.325	32.603	224.7							
4	1'52.915	29.082	21.766	30.790	31.277	248.8	6	1'53.581	29.146	21.958	31.029	31.448	255.9							
5	1'52.884	28.981	21.758	30.939	31.206	247.3	7	1'52.871	28.814	21.752	31.084	31.221	255.6							
6	1'52.373	28.958	21.708	30.622	31.085	247.8	8	1'52.839	28.905	21.621	30.986	31.327	253.8							
7	15'11.634	P 28.904	21.742	31.771	13'49.217	218.5	9	7'42.556	P 30.947	22.588	32.439	6'16.582	246.8							
8	2'06.535	39.412	23.678	31.564	31.881	243.3	10	2'18.981	46.783	25.193	35.058	31.947	252.2							
9	8'15.565	P 29.396	21.980	31.156	6'53.033	245.7	11	1'53.319	29.226	21.836	30.940	31.317	253.3							
10	1'59.237	34.493	22.200	30.974	31.570	244.0	12	1'54.541	29.085	21.773	31.998	31.685	249.9							
11	1'53.488	29.223	22.032	30.789	31.444	245.2														

Fastest Lap: Thomas LUTHI Garage Plus Interwett SWI 1'50.373 28.359 21.396 30.102 30.516

These data/results cannot be reproduced, stored and/or transmitted in whole or in part by any manner of electronic, mechanical, photocopying, recording, broadcasting or otherwise now known or herein after developed without the previous express consent by the copyright owner, except for reproduction in daily press and regular printed publications on sale to the public within 60 days of the event related to those data/results and always provided that copyright symbol appears together as follows below.
© DORNA, 2016

Free Practice Nr. 3

Moto2

Lap	Lap Time	T1	T2	T3	T4	Speed	Lap	Lap Time	T1	T2	T3	T4	Speed
13	1'52.908	28.979	21.949	30.703	31.277	254.0		PIT	29.964	29.088	40.861		177.7
14	5'57.953 P	29.689	22.656	31.752	4'33.856	244.5							
15	1'58.002	33.991	21.920	30.929	31.162	253.3							
16	1'52.655	28.846	21.711	31.037	31.061	253.9							

28th 27 Iker LECUONA Technomag Racing In SPA
 Runs=4 Total laps=19 Full laps=12

1	3'03.129	1'31.582	24.032	32.671	34.844	252.5							
2	1'54.343	29.225	22.226	31.442	31.450	252.3							
3	1'53.713	29.192	21.993	31.258	31.270	255.5							
4	1'53.040	29.002	21.817	31.083	31.138	252.3							
5	1'53.091	29.088	21.937	30.879	31.187	253.4							
6	1'52.833	28.906	21.965	30.732	31.230	253.2							
7	6'18.887 P	29.037	22.003	30.909	4'56.938	253.5							
8	2'12.842	42.373	25.957	32.709	31.803	252.1							
9	1'53.974	29.430	22.138	30.929	31.477	251.1							
10	1'54.011	29.448	22.019	31.068	31.476	251.1							
11	2'13.782 P	32.884	22.540	31.375	46.983	252.6							
12	2'05.148	37.007	23.311	33.210	31.620	256.8							
13	5'56.077 P	29.500	22.067	31.163	4'33.347	252.9							
14	1'59.436	33.962	22.545	31.262	31.667	249.7							
15	1'54.855	29.672	22.146	31.078	31.959	230.8							
16	1'54.370	29.444	22.179	31.179	31.568	252.2							
17	1'54.498	29.449	22.268	31.189	31.592	252.9							
18	2'03.173	31.698	22.155	34.533	34.787	193.4							
19	2'02.565	29.496	27.857	32.862	32.350	247.1							

29th 63 Naomichi URAMOT Japan-GP2 JPN
 Runs=4 Total laps=18 Full laps=12

1	6'03.111 P	1'21.535	24.056	32.677	3'44.843	243.9							
2	2'01.053	34.370	22.784	31.813	32.086	245.2							
3	1'55.279	29.672	22.280	31.671	31.656	249.4							
4	1'54.330	29.291	22.228	31.215	31.596	248.2							
5	1'53.857	29.253	22.147	31.029	31.428	248.5							
6	1'53.972	29.245	22.036	31.236	31.455	248.5							
7	5'38.941 P	30.557	22.347	31.610	4'14.427	248.8							
8	2'02.627	34.828	23.281	32.328	32.190	244.0							
9	1'55.835	29.709	22.259	31.828	32.039	245.1							
10	1'55.294	29.524	22.142	31.764	31.864	247.2							
11	1'55.211	29.607	22.384	31.558	31.662	251.1							
12	1'54.732	29.492	22.212	31.416	31.612	249.0							
13	4'47.036 P	29.653	22.380	32.318	3'22.685	225.9							
14	1'59.594	33.890	22.485	31.452	31.767	247.0							
15	1'54.400	29.450	22.068	31.370	31.512	247.8							
16	1'53.683	29.228	21.985	31.087	31.383	248.2							
17	1'54.041	29.317	22.051	31.159	31.514	248.9							
18	1'53.619	29.133	21.889	31.186	31.411	248.3							

30th 84 Taro SEKIGUCHI Team Taro Plus One JPN
 Runs=3 Total laps=7 Full laps=1

1	3'07.104	1'35.903	24.763	33.614	32.824	238.3							
2	1'57.202	30.005	22.585	32.376	32.236	237.9							
3	8'57.372 P	30.458	22.442	36.174	7'28.298	158.1							
4	2'05.948	38.186	23.162	32.014	32.586	239.4							
5	13'42.989 P	37.456	28.440	37.747	11'59.346	199.0							
6	2'05.546	37.693	23.631	31.971	32.251	238.6							

Fastest Lap: Thomas LUTHI Garage Plus Interwett SWI **1'50.373** 28.359 21.396 30.102 30.516

These data/results cannot be reproduced, stored and/or transmitted in whole or in part by any manner of electronic, mechanical, photocopying, recording, broadcasting or otherwise now known or herein after developed without the previous express consent by the copyright owner, except for reproduction in daily press and regular printed publications on sale to the public within 60 days of the event related to those data/results and always provided that copyright symbol appears together as follows below.
 © DORNA, 2016


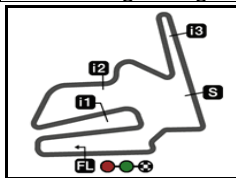
 Official MotoGP Timing by TISSOT
 www.motogp.com

Motegi, Saturday, October 15, 2016

Page 6 of 6



Twin Ring Motegi

Results and timing service provided by  TISSOT

4801 m.

MOTUL GRAND PRIX OF JAPAN

Free Practice Nr. 3

Best Partial Times

Moto2

IT Ideal Lap Time, sum of the best partial times

BT Best Lap Time

T1		T2		T3		T4				IT	BT	
Pos	Rider	Time	Rider	Time	Rider	Time	Rider	Time	Pos	Rider	IT	BT
1	T.LUTHI	28.246	F.MORBIDELLI	21.237	T.LUTHI	30.102	T.LUTHI	30.516	1	T.LUTHI	1'50.160	1'50.373 (1)
2	F.MORBIDELLI	28.404	T.LUTHI	21.296	T.NAKAGAMI	30.238	F.MORBIDELLI	30.604	2	F.MORBIDELLI	1'50.501	1'50.709 (2)
3	J.ZARCO	28.429	L.BALDASSARRI	21.373	F.MORBIDELLI	30.256	J.ZARCO	30.662	3	J.ZARCO	1'50.779	1'50.823 (3)
4	A.MARQUEZ	28.504	A.MARQUEZ	21.379	S.CORTESE	30.265	T.NAKAGAMI	30.746	4	T.NAKAGAMI	1'50.953	1'51.196 (7)
5	J.FOLGER	28.512	J.ZARCO	21.400	J.FOLGER	30.266	S.CORTESE	30.757	5	A.MARQUEZ	1'50.965	1'51.159 (6)
6	S.LOWES	28.525	J.FOLGER	21.414	A.MARQUEZ	30.283	L.BALDASSARRI	30.770	6	L.BALDASSARRI	1'51.002	1'51.124 (4)
7	M.PASINI	28.533	T.NAKAGAMI	21.423	J.ZARCO	30.288	A.PONS	30.776	7	J.FOLGER	1'51.028	1'51.152 (5)
8	L.BALDASSARRI	28.534	J.RAFFIN	21.433	A.PONS	30.306	A.MARQUEZ	30.799	8	A.PONS	1'51.167	1'51.352 (8)
9	T.NAKAGAMI	28.546	S.CORTESE	21.473	H.SYHRIN	30.324	H.SYHRIN	30.830	9	S.CORTESE	1'51.181	1'51.364 (10)
10	M.SCHROTTER	28.555	R.GARDNER	21.484	L.BALDASSARRI	30.325	T.NAGASHIMA	30.833	10	H.SYHRIN	1'51.342	1'51.361 (9)
11	A.PONS	28.587	A.PONS	21.498	M.SCHROTTER	30.351	J.FOLGER	30.836	11	M.SCHROTTE	1'51.383	1'51.529 (11)
12	H.SYHRIN	28.648	M.PASINI	21.521	M.PASINI	30.385	J.SIMON	30.839	12	M.PASINI	1'51.419	1'51.596 (12)
13	E.PONS	28.682	H.SYHRIN	21.540	S.LOWES	30.465	M.SCHROTTER	30.930	13	S.LOWES	1'51.564	1'51.867 (17)
14	S.CORTESE	28.686	X.SIMEON	21.544	S.CORSI	30.467	X.VIERGE	30.934	14	J.RAFFIN	1'51.642	1'51.642 (13)
15	L.MARINI	28.687	M.SCHROTTER	21.547	J.SIMON	30.477	J.RAFFIN	30.953	15	J.SIMON	1'51.685	1'51.771 (14)
16	J.RAFFIN	28.708	S.LOWES	21.548	D.KENT	30.488	D.KENT	30.958	16	D.KENT	1'51.784	1'51.809 (15)
17	J.SIMON	28.716	T.NAGASHIMA	21.554	X.VIERGE	30.490	M.PASINI	30.980	17	T.NAGASHIMA	1'51.818	1'51.948 (18)
18	D.KENT	28.727	D.KENT	21.611	L.MARINI	30.522	S.LOWES	31.026	18	X.VIERGE	1'51.858	1'51.858 (16)
19	X.VIERGE	28.784	L.MARINI	21.612	R.GARDNER	30.543	S.CORSI	31.029	19	R.GARDNER	1'51.904	1'52.091 (22)
20	A.RINS	28.814	A.RINS	21.621	J.RAFFIN	30.548	R.GARDNER	31.037	20	L.MARINI	1'51.923	1'52.073 (21)
21	X.SIMEON	28.821	X.VIERGE	21.650	E.PONS	30.548	X.SIMEON	31.039	21	X.SIMEON	1'51.962	1'52.072 (20)
22	R.MULHAUSER	28.826	J.SIMON	21.653	X.SIMEON	30.558	E.PONS	31.050	22	S.CORSI	1'52.015	1'52.028 (19)
23	R.WILAIROT	28.828	S.CORSI	21.661	T.NAGASHIMA	30.591	A.RINS	31.061	23	E.PONS	1'52.064	1'52.251 (23)
24	T.NAGASHIMA	28.840	R.WILAIROT	21.677	R.WILAIROT	30.608	R.WILAIROT	31.082	24	R.WILAIROT	1'52.195	1'52.444 (25)

These data/results cannot be reproduced, stored and/or transmitted in whole or in part by any manner of electronic, mechanical, photocopying, recording, broadcasting or otherwise now known or herein after developed without the previous express consent by the copyright owner, except for reproduction in daily press and regular printed publications on sale to the public within 60 days of the event related to those data/results and always provided that copyright symbol appears together as follows below.

© DORNA, 2016


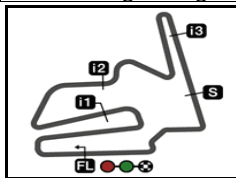
Official MotoGP Timing by TISSOT

www.motogp.com

moto2™



Twin Ring Motegi

Results and timing service provided by  TISSOT

4801 m.

MOTUL GRAND PRIX OF JAPAN

Free Practice Nr. 3

Best Partial Times

Moto2

IT Ideal Lap Time, sum of the best partial times*BT* Best Lap Time

<i>T1</i>			<i>T2</i>			<i>T3</i>			<i>T4</i>				
<i>Pos</i>	<i>Rider</i>	<i>Time</i>	<i>Rider</i>	<i>Time</i>	<i>Rider</i>	<i>Time</i>	<i>Rider</i>	<i>Time</i>	<i>Pos</i>	<i>Rider</i>	<i>IT</i>	<i>BT</i>	
25	R.GARDNER	28.840	I.VIÑALES	21.708	I.VIÑALES	30.622	I.VIÑALES	31.085	25	A.RINS	1'52.199	1'52.655 (27)	
26	S.CORSI	28.858	R.MULHAUSER	21.712	A.RINS	30.703	R.MULHAUSER	31.098	26	I.VIÑALES	1'52.314	1'52.373 (24)	
27	I.VIÑALES	28.899	E.PONS	21.784	I.LECUONA	30.732	L.MARINI	31.102	27	R.MULHAUSE	1'52.412	1'52.494 (26)	
28	I.LECUONA	28.906	I.LECUONA	21.817	R.MULHAUSER	30.776	I.LECUONA	31.138	28	I.LECUONA	1'52.593	1'52.833 (28)	
29	N.URAMOTO	29.133	N.URAMOTO	21.889	N.URAMOTO	31.029	N.URAMOTO	31.383	29	N.URAMOTO	1'53.434	1'53.619 (29)	
30	T.SEKIGUCHI	29.964	T.SEKIGUCHI	22.442	T.SEKIGUCHI	31.971	T.SEKIGUCHI	32.236	30	T.SEKIGUCHI	1'56.613	1'57.202 (30)	

These data/results cannot be reproduced, stored and/or transmitted in whole or in part by any manner of electronic, mechanical, photocopying, recording, broadcasting or otherwise now known or herein after developed without the previous express consent by the copyright owner, except for reproduction in daily press and regular printed publications on sale to the public within 60 days of the event related to those data/results and always provided that copyright symbol appears together as follows below.

© DORNA, 2016


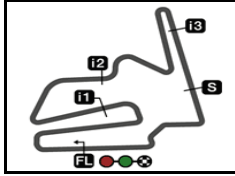
Official MotoGP Timing by TISSOT

www.motogp.com

moto2™




Twin Ring Motegi

Results and timing service provided by **Moto2**

4801 m.

MOTUL GRAND PRIX OF JAPAN**Free Practice Nr. 3****Fastest Laps Sequence**

<i>Practice Time</i>	 <i>Rider</i>	<i>Nation</i>	<i>Motorcycle</i>	<i>Time</i>	<i>Km/h</i>	<i>Rider's Lap</i>
4'21.665	7 Lorenzo BALDASSARRI	ITA	KALEX	1'53.293	152.5	2
4'35.833	49 Axel PONS	SPA	KALEX	1'53.143	152.7	2
4'58.409	54 Mattia PASINI	ITA	KALEX	1'52.927	153.0	2
5'05.695	22 Sam LOWES	GBR	KALEX	1'52.606	153.4	2
5'08.469	73 Alex MARQUEZ	SPA	KALEX	1'52.316	153.8	2
5'24.840	23 Marcel SCHROTTER	GER	KALEX	1'52.299	153.9	2
5'25.019	94 Jonas FOLGER	GER	KALEX	1'51.518	154.9	2
6'54.210	12 Thomas LUTHI	SWI	KALEX	1'51.117	155.5	3
12'00.958	5 Johann ZARCO	FRA	KALEX	1'50.989	155.7	6
12'27.255	12 Thomas LUTHI	SWI	KALEX	1'50.600	156.2	6
14'17.846	12 Thomas LUTHI	SWI	KALEX	1'50.591	156.2	7
16'08.424	12 Thomas LUTHI	SWI	KALEX	1'50.578	156.3	8
19'49.647	12 Thomas LUTHI	SWI	KALEX	1'50.373	156.5	10

These data/results cannot be reproduced, stored and/or transmitted in whole or in part by any manner of electronic, mechanical, photocopying, recording, broadcasting or otherwise now known or herein after developed without the previous express consent by the copyright owner, except for reproduction in daily press and regular printed publications on sale to the public within 60 days of the event related to those data/results and always provided that copyright symbol appears together as follows below.

© DORNA, 2016

Official MotoGP Timing by TISSOT
www.motogp.com

Motegi, Saturday, October 15, 2016*moto2*