

5543 m.

SHELL MALAYSIA MOTORCYCLE GRAND PRIX

Free Practice Nr. 1

Classification

3

	Rider	Nation	Team	Motorcycle	Time	Lap Total	Gap	Top Speed
1	12 Thomas LUTHI	SWI	Garage Plus Interwetten	KALEX	2'10.121	2 11		266.1
2	23 Marcel SCHROTTER	GER	AGR Team	KALEX	2'10.565	2 12	0.444 0.444	264.3
3	73 Alex MARQUEZ	SPA	Estrella Galicia 0,0 Marc VDS	KALEX	2'11.103	2 11	0.982 0.538	264.5
4	49 Axel PONS	SPA	AGR Team	KALEX	2'11.846	2 9	1.725 0.743	263.9
5	55 Hafizh SYAHRIN	MAL	Petronas Raceline Malaysia	KALEX	2'12.003	2 9	1.882 0.157	266.4
6	54 Mattia PASINI	ITA	Italtrans Racing Team	KALEX	2'12.518	2 10	2.397 0.515	264.7
7	7 Lorenzo BALDASSARRI	ITA	Forward Team	KALEX	2'13.873	2 11	3.752 1.355	261.2
8	19 Xavier SIMEON	BEL	QMMF Racing Team	SPEED UP	2'13.946	2 11	3.825 0.073	262.9
9	94 Jonas FOLGER	GER	Dynavolt Intact GP	KALEX	2'16.086	2 10	5.965 2.140	264.5
10	97 Xavi VIERGE	SPA	Tech 3 Racing	TECH 3	2'16.198	2 10	6.077 0.112	259.3
11	87 Remy GARDNER	AUS	Tasca Racing Scuderia Moto2	KALEX	2'16.514	2 9	6.393 0.316	257.7
12	14 Ratthapark WILAIROT	THA	IDEMITSU Honda Team Asia	KALEX	2'17.140	2 10	7.019 0.626	249.8
13	40 Alex RINS	SPA	Paginas Amarillas HP 40	KALEX	2'17.329	2 11	7.208 0.189	260.1
14	10 Luca MARINI	ITA	Forward Team	KALEX	2'17.330	2 4	7.209 0.001	261.7
15	24 Simone CORSI	ITA	Speed Up Racing	SPEED UP	2'18.180	2 10	8.059 0.850	259.1
16	32 Isaac VIÑALES	SPA	Tech 3 Racing	TECH 3	2'18.285	2 11	8.164 0.105	262.7
17	11 Sandro CORTESE	GER	Dynavolt Intact GP	KALEX	2'18.308	2 10	8.187 0.023	264.1
18	2 Jesko RAFFIN	SWI	Sports-Millions-EMWE-SAG	KALEX	2'18.332	2 10	8.211 0.024	265.6
19	52 Danny KENT	GBR	Leopard Racing	KALEX	2'18.436	2 11	8.315 0.104	260.4
20	30 Takaaki NAKAGAMI	JPN	IDEMITSU Honda Team Asia	KALEX	2'19.019	2 10	8.898 0.583	262.3
Not qualified (Out 107%)					2'19.229			
	27 Iker LECUONA	SPA	CarXpert Interwetten	KALEX	2'19.936	2 10	9.815 0.917	263.6
	20 Alessandro NOCCO	ITA	Leopard Racing	KALEX	2'23.242	2 11	13.121 3.306	252.8
	5 Johann ZARCO	FRA	Ajo Motorsport	KALEX	2'24.586	10 11	14.465 1.344	265.1
	57 Edgar PONS	SPA	Paginas Amarillas HP 40	KALEX	2'25.246	9 9	15.125 0.660	256.2
	21 Franco MORBIDELLI	ITA	Estrella Galicia 0,0 Marc VDS	KALEX	2'25.851	9 9	15.730 0.605	262.7
	22 Sam LOWES	GBR	Federal Oil Gresini Moto2	KALEX	2'28.207	8 8	18.086 2.356	262.8
	93 Ramdan ROSLI	MAL	Petronas AHM Malaysia	KALEX	2'28.535	2 7	18.414 0.328	257.3
	70 Robin MULHAUSER	SWI	CarXpert Interwetten	KALEX	2'30.044	11 11	19.923 1.509	263.8
Not Classified								
	60 Julian SIMON	SPA	QMMF Racing Team	SPEED UP				

Practice condition: Dry

Air: 30°

Humidity: 69%

Ground: 36°

Fastest Lap:	Lap: 2	Thomas LUTHI	2'10.121	153.3 Km/h
Circuit Record Lap:	2015	Thomas LUTHI	2'07.321	156.7 Km/h
Circuit Best Lap:	2015	Thomas LUTHI	2'06.383	157.8 Km/h

The results are provisional until the end of the limit for protest and appeals.

Time limit for protest expires 30' after publication of the results - Mr. Time:

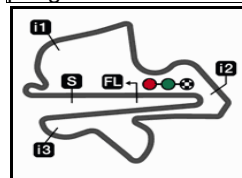
These data/results cannot be reproduced, stored and/or transmitted in whole or in part by any manner of electronic, mechanical, photocopying, recording, broadcasting or otherwise now known or herein after developed without the previous express consent by the copyright owner, except for reproduction in daily press and regular printed publications on sale to the public within 60 days of the event related to those data/results and always provided that copyright symbol appears together as follows below.

© DORNA, 2016

Official MotoGP Timing by TISSOT
www.motogp.com

Sepang, Friday, October 28, 2016





5543 m.

SHELL MALAYSIA MOTORCYCLE GRAND PRIX

Free Practice Nr. 1

Top Speed & Average

4



Rider	Nation	Motorcycle	Top 5 speeds					Average	Top
55 Hafizh SYHRIN	MAL	KALEX	266.4	258.4	252.5	252.5	252.1	256.4	266.4
12 Thomas LUTHI	SWI	KALEX	266.1	265.1	258.9	258.4	258.4	261.4	266.1
2 Jesko RAFFIN	SWI	KALEX	265.6	260.5	252.9	251.8	250.6	256.3	265.6
5 Johann ZARCO	FRA	KALEX	265.1	257.0	256.8	255.1	252.6	257.3	265.1
54 Mattia PASINI	ITA	KALEX	264.7	260.5	253.2	252.8	252.5	256.7	264.7
73 Alex MARQUEZ	SPA	KALEX	264.5	263.1	258.8	258.5	258.3	260.6	264.5
94 Jonas FOLGER	GER	KALEX	264.5	262.7	256.3	255.9	254.6	258.8	264.5
23 Marcel SCHROTTER	GER	KALEX	264.3	263.0	254.6	254.1	253.4	257.9	264.3
11 Sandro CORTESE	GER	KALEX	264.1	259.8	253.6	249.8	248.1	255.1	264.1
49 Axel PONS	SPA	KALEX	263.9	263.5	250.0	247.2	247.1	254.3	263.9
70 Robin MULHAUSER	SWI	KALEX	263.8	255.5	253.4	245.7	245.1	252.7	263.8
27 Iker LECUONA	SPA	KALEX	263.6	252.8	249.7	245.0	237.4	249.7	263.6
19 Xavier SIMEON	BEL	SPEED UP	262.9	259.4	256.7	255.9	254.7	257.9	262.9
22 Sam LOWES	GBR	KALEX	262.8	243.7	239.2	231.9	231.6	241.8	262.8
21 Franco MORBIDELLI	ITA	KALEX	262.7	256.7	256.4	255.0	253.6	256.9	262.7
32 Isaac VIÑALES	SPA	TECH 3	262.7	257.0	252.6	252.1	252.0	255.3	262.7
30 Takaaki NAKAGAMI	JPN	KALEX	262.3	260.6	253.2	251.9	250.9	255.8	262.3
10 Luca MARINI	ITA	KALEX	261.7	261.3				261.5	261.7
7 Lorenzo BALDASSARRI	ITA	KALEX	261.2	258.8	253.2	253.2	250.3	255.3	261.2
52 Danny KENT	GBR	KALEX	260.4	256.1	253.7	253.0	252.6	255.2	260.4
40 Alex RINS	SPA	KALEX	260.1	255.0	251.5	250.8	249.1	253.3	260.1
97 Xavi VIERGE	SPA	TECH 3	259.3	256.1	255.6	255.6	254.1	256.1	259.3
24 Simone CORSI	ITA	SPEED UP	259.1	258.3	250.8	248.7	247.1	252.8	259.1
87 Remy GARDNER	AUS	KALEX	257.7	256.5	251.2	249.2	242.9	251.5	257.7
93 Ramdan ROSLI	MAL	KALEX	257.3	249.1	241.8			249.4	257.3
57 Edgar PONS	SPA	KALEX	256.2	254.7	250.3	250.1	242.0	250.7	256.2
20 Alessandro NOCCO	ITA	KALEX	252.8	248.6	240.5	237.7	232.2	242.4	252.8
14 Ratthapark WILAIROT	THA	KALEX	249.8	247.8	238.3	227.3	213.0	235.2	249.8

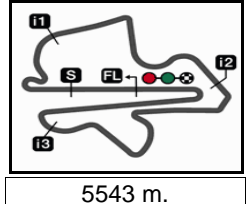
These data/results cannot be reproduced, stored and/or transmitted in whole or in part by any manner of electronic, mechanical, photocopying, recording, broadcasting or otherwise now known or herein after developed without the previous express consent by the copyright owner, except for reproduction in daily press and regular printed publications on sale to the public within 60 days of the event related to those data/results and always provided that copyright symbol appears together as follows below.

© DORNA, 2016

Official MotoGP Timing by TISSOT
www.motogp.com



Sepang, Friday, October 28, 2016



SHELL MALAYSIA MOTORCYCLE GRAND PRIX

Free Practice Nr. 1

Chronological Analysis of Performances

5

* Lap / Sector time cancelled T1 Time from finish line to 1st intermediate T2 Time from 1st intermed. to 2nd intermed. T3 Time from 2nd intermed. to 3rd intermed. T4 Time from 3rd intermediate to finish line
 P Crossing the finish line in pit lane

Lap	Lap Time	T1	T2	T3	T4	Speed	Lap	Lap Time	T1	T2	T3	T4	Speed		
1st 12 Thomas LUTHI Garage Plus Interwett SWI Runs=3 Total laps=11 Full laps=7							2	2'11.846	27.955	29.640	39.597	34.654	263.9		
1	3'11.321	1'21.639	31.116	41.317	37.249		3	1'20.377	P	27.769			263.5		
2	2'10.121	27.558	29.335	39.330	33.898	265.1	4	1'14.364	P	0'51.783	34.363	56.898	51.320		
3	1'19.187	P	27.004			266.1	5	2'59.185		1'45.567	36.524	48.955	39.139		
4	1'03.456	P	0'37.531	33.907	1'01.275	50.743	6	2'30.460		31.358	34.544	46.590	37.968	247.2	
5	2'01.601		8'58.405	36.516	48.823	37.857	7	2'29.808		30.816	33.894	46.528	38.570	247.1	
6	2'29.342		31.341	34.328	46.381	37.292	247.7	8	2'28.874		31.150	34.379	45.859	37.486	240.3
7	2'27.155		30.844	33.574	45.740	36.997	257.8	9	2'27.596		30.816	33.921	45.595	37.264	250.0
8	2'28.497		31.051	34.373	45.937	37.136	253.9								
9	2'26.710		30.705	33.656	45.433	36.916	258.4								
10	2'25.628		30.391	33.280	45.490	36.467	258.9								
11	2'25.982		30.524	33.276	45.142	37.040	258.4								
2nd 23 Marcel SCHROTTE AGR Team GER Runs=3 Total laps=12 Full laps=8							5th 55 Hafizh SYHRIN Petronas Raceline Ma MAL Runs=3 Total laps=9 Full laps=5								
1	3'21.098	1'33.173	31.283	41.298	35.344		1	3'04.557	1'11.210	31.949	40.867	40.531			
2	2'10.565	27.525	29.506	39.790	33.744	264.3	2	2'12.003		28.275	29.660	39.932	34.136	258.4	
3	1'17.882	P	27.277			263.0	3	1'23.802	P	31.889				266.4	
4	1'15.892	P	0'53.669	36.882	57.531	47.810	4	1'53.752	P	1'02.583					
5	1'00.006		6'46.130	39.746	53.234	40.896	5	2'01.253		1'58.367	37.013	47.939	37.934		
6	2'37.609		33.399	36.644	49.063	38.503	237.5	6	2'27.815		31.544	34.079	45.288	36.904	249.7
7	2'32.712		32.186	35.063	47.599	37.864	246.9	7	2'26.344		30.534	33.700	45.128	36.982	252.5
8	2'29.714		31.599	34.457	46.094	37.564	249.6	8	2'41.717		30.291	33.484	51.364	46.578	252.5
9	2'28.038		30.917	33.979	46.018	37.124	251.3	9	2'24.590		30.249	33.165	44.500	36.676	252.1
10	2'26.958		30.597	33.879	45.350	37.132	253.4								
11	2'25.968		30.279	33.579	45.086	37.024	254.6								
12	2'25.197		30.289	33.203	44.867	36.838	254.1								
3rd 73 Alex MARQUEZ Estrella Galicia 0,0 M SPA Runs=3 Total laps=11 Full laps=7							6th 54 Mattia PASINI Italtrans Racing Team ITA Runs=3 Total laps=10 Full laps=5								
1	3'23.686	1'35.583	31.533	41.352	35.218		1	3'02.796	1'15.621	31.220	40.860	35.095			
2	2'11.103	27.443	29.363	39.865	34.432	263.1	2	2'12.518		27.961	29.586	40.230	34.741	260.5	
3	1'13.650	P	27.546			264.5	3	2'27.107	P	27.578	35.916	45.072	38.541	264.7	
4	1'04.444	P	0'20.233				4	1'25.587	P	9'57.297	35.315	1'01.595	51.380		
5	2'53.622		1'42.046	40.155	52.149	39.272	5	2'39.982		1'21.920	37.723	50.935	39.404		
6	2'35.507		32.996	35.771	48.606	38.134	249.4	6	2'32.653		32.034	34.988	47.884	37.747	247.7
7	2'31.362		31.831	34.709	47.178	37.644	254.2	7	2'27.945		31.090	33.800	46.212	36.843	252.8
8	2'28.766		31.156	34.676	45.829	37.105	256.2	8	2'26.702		30.452	33.955	45.480	36.815	251.0
9	2'26.580		30.630	33.999	45.057	36.894	258.3	9	2'25.318		30.130	33.450	45.282	36.456	253.2
10	2'25.679		30.608	33.583	44.770	36.718	258.5	10	1'23.997	P	32.201				252.5
11	2'24.804		30.443	33.307	44.551	36.503	258.8								
4th 49 Axel PONS AGR Team SPA Runs=3 Total laps=9 Full laps=5							7th 7 Lorenzo BALDASS Forward Team ITA Runs=3 Total laps=11 Full laps=6								
1	3'15.247	1'22.985	31.744	40.994	39.524		1	3'13.998	1'24.933	31.483	41.424	36.158			
							2	2'13.873		27.522	29.636	40.055	36.660	258.8	
							3	1'20.586	P	27.722				261.2	
							4	1'08.897	P	0'50.216	34.335	55.350	48.996		
							5	2'40.054		1'0'27.581	40.076	52.242	40.155		
							6	2'34.928		32.037	35.445	48.342	39.104	248.7	
							7	2'31.655		31.237	35.563	47.095	37.760	250.3	
							8	2'29.862		31.324	34.612	46.554	37.372	253.2	
							9	2'27.867		30.712	33.887	45.775	37.493	253.2	
							10	2'27.266		30.885	33.726	45.511	37.144	236.6	

Fastest Lap: Thomas LUTHI Garage Plus Interwett SWI 2'10.121 27.558 29.335 39.330 33.898

These data/results cannot be reproduced, stored and/or transmitted in whole or in part by any manner of electronic, mechanical, photocopying, recording, broadcasting or otherwise now known or herein after developed without the previous express consent by the copyright owner, except for reproduction in daily press and regular printed publications on sale to the public within 60 days of the event related to those data/results and always provided that copyright symbol appears together as follows below.
 © DORNA, 2016



Free Practice Nr. 1

Moto2

Lap	Lap Time	T1	T2	T3	T4	Speed	Lap	Lap Time	T1	T2	T3	T4	Speed	
11	1'23.534	P	31.836			247.8	2	2'17.140						
8th 19 Xavier SIMEON QMMF Racing Team BEL							3	1'36.195	P					
Runs=3 Total laps=11 Full laps=7							4	13'30.014	P	0'46.483	37.528	1'13.277	52.726	
1	3'02.094		1'12.555	32.276	41.793	35.470	5	22'44.065		10'24.547	40.518	55.261	43.739	
2	2'13.946		28.058	29.798	40.791	35.299	6	2'40.060		34.845	36.319	49.910	38.986	213.0
3	1'16.766	P	28.201			262.9	7	2'33.848		32.617	35.085	48.018	38.128	227.3
4	11'24.033	P	0'37.610				8	2'32.895		32.044	35.395	47.344	38.112	238.3
5	24'20.238		12'07.904	39.394	52.489	40.451	9	2'31.363		31.620	34.792	47.045	37.906	247.8
6	2'35.950		32.804	36.302	48.702	38.142	10	2'30.374		31.274	34.866	46.273	37.961	249.8
7	2'29.540		31.474	34.348	46.476	37.242	13th 40 Alex RINS Paginas Amarillas HP SPA							
8	2'27.091		31.036	33.599	45.451	37.005	Runs=3 Total laps=11 Full laps=7							
9	2'26.751		30.735	33.486	45.505	37.025	1	2'58.263		1'01.779	32.590	45.469	38.425	
10	2'24.558		30.024	33.333	44.667	36.534	2	2'17.329		29.070	31.404	41.403	35.452	255.0
11	2'23.816		30.110	33.049	44.504	36.153	3	1'19.261	P	29.213			260.1	
9th 94 Jonas FOLGER Dynavolt Intact GP GER							4	12'53.201	P	0'32.414	33.609	58.810	48.368	
Runs=3 Total laps=10 Full laps=6							5	22'10.240		9'56.318	40.988	52.835	40.099	
1	3'20.991		1'32.139	32.194	41.146	35.512	6	2'37.208		33.413	36.509	48.642	38.644	248.1
2	2'16.086		27.516	29.854	40.131	38.585	7	2'32.449		32.333	35.122	47.025	37.969	248.6
3	1'17.767	P	28.698			264.5	8	2'29.609		31.261	34.210	46.426	37.712	250.8
4	11'11.439	P	0'25.956				9	2'29.475		31.085	34.406	46.363	37.621	251.5
5	26'29.313		14'18.388	40.798	52.937	37.190	10	2'27.486		30.946	33.889	45.366	37.285	245.5
6	2'24.873		31.031	32.844	44.094	36.904	11	2'26.595		31.177	33.524	45.083	36.811	249.1
7	2'22.870		30.144	32.429	43.919	36.378	14th 10 Luca MARINI Forward Team ITA							
8	2'23.568		29.912	32.889	44.317	36.450	Runs=2 Total laps=4 Full laps=1							
9	2'22.809		30.221	32.752	43.768	36.068	1	3'04.096		1'12.776	32.305	42.328	36.687	
10	2'21.630		29.691	32.452	43.626	35.861	2	2'17.330		28.661	30.789	41.928	35.952	261.3
10th 97 Xavi VIERGE Tech 3 Racing SPA							3	1'18.921	P	27.934			261.7	
Runs=3 Total laps=10 Full laps=6							4	11'58.696	P	1'09.099				
1	2'58.420		1'03.840	32.096	44.142	38.342	15th 24 Simone CORSI Speed Up Racing ITA							
2	2'16.198		29.009	30.800	41.819	34.570	Runs=4 Total laps=10 Full laps=5							
3	1'17.268	P	27.764			259.3	1	2'57.360		1'01.370	32.699	46.299	36.992	
4	13'24.799	P	1'01.497	33.714	1'01.570	48.018	2	2'18.180		29.060	30.544	40.728	37.848	259.1
5	23'08.236		1'01.343	36.473	50.616	39.804	3	1'22.529	P	30.025			258.3	
6	2'32.548		32.027	34.687	48.004	37.830	4	12'27.138	P	0'50.142				
7	2'27.890		31.259	33.800	45.968	36.863	5	23'57.386	P	12'59.553				
8	2'27.138		30.546	33.532	45.656	37.404	6	4'36.520		2'29.141	36.965	50.248	40.166	
9	2'25.676		30.358	33.336	45.253	36.729	7	2'32.846		32.145	35.103	47.238	38.360	241.9
10	2'26.097		30.765	33.064	45.305	36.963	8	2'29.328		31.143	34.243	46.056	37.886	247.1
11th 87 Remy GARDNER Tasca Racing Scuderi AUS							9	2'27.417		30.751	33.779	45.303	37.584	248.7
Runs=3 Total laps=9 Full laps=5							10	2'27.186		30.542	33.666	45.434	37.544	250.8
1	2'58.066		1'03.425	31.711	44.990	37.940	16th 32 Isaac VIÑALES Tech 3 Racing SPA							
2	2'16.514		28.553	31.136	41.815	35.010	Runs=3 Total laps=11 Full laps=7							
3	1'20.088	P	28.162			257.7	1	2'57.918		1'06.465	32.090	42.773	36.590	
4	12'52.745	P	0'33.346	35.236	57.379	46.784	2	2'18.285		28.885	31.228	41.316	36.856	257.0
5	26'11.913		13'57.811	38.659	55.638	39.805	3	1'19.085	P	28.410			262.7	
6	2'34.142		32.944	35.303	47.813	38.082	4	13'20.216	P	0'53.949	32.989	1'03.607	49.671	
7	2'32.328		31.669	34.471	47.093	39.095	5	22'06.170		9'48.416	39.474	49.570	48.710	
8	2'29.801		31.474	34.230	46.608	37.489	6	2'33.287		32.814	34.599	46.803	39.071	241.2
9	2'29.104		30.998	34.046	46.157	37.903	7	2'29.665		31.481	34.147	46.062	37.975	236.9
12th 14 Ratthapark WILAIR IDEMITSU Honda Te THA							8	2'27.538		30.543	33.691	45.440	37.864	252.6
Runs=3 Total laps=10 Full laps=5							9	2'28.737		30.783	33.833	46.105	38.016	252.0
1	2'59.204						10	2'26.895		30.593	33.438	45.424	37.440	250.8

Fastest Lap: Thomas LUTHI Garage Plus Interwett SWI 2'10.121 27.558 29.335 39.330 33.898

These data/results cannot be reproduced, stored and/or transmitted in whole or in part by any manner of electronic, mechanical, photocopying, recording, broadcasting or otherwise now known or herein after developed without the previous express consent by the copyright owner, except for reproduction in daily press and regular printed publications on sale to the public within 60 days of the event related to those data/results and always provided that copyright symbol appears together as follows below.
© DORNA, 2016

Official MotoGP Timing by TISSOT
www.motogp.com

Sepang, Friday, October 28, 2016

Page 2 of 4



Free Practice Nr. 1

Moto2

Lap	Lap Time	T1	T2	T3	T4	Speed	Lap	Lap Time	T1	T2	T3	T4	Speed	
11	2'25.955	30.517	33.287	45.092	37.059	252.1	1	2'45.673	51.646	34.020	44.245	35.762		
17th	11	Sandro CORTESE Dynavolt Intact GP GER						2	2'19.936	29.972	31.740	42.813	35.411	252.8
		Runs=3	Total laps=10	Full laps=6			3	1'20.770	P	28.725			263.6	
1	2'56.854	59.391	34.436	45.120	37.907		4	11'32.506	P	0'45.988				
2	2'18.308	29.498	31.291	41.449	36.070	259.8	5	24'10.483	1'46.110	43.526	57.714	43.133		
3	1'24.539	P	28.789			264.1	6	2'47.671	36.276	38.566	52.713	40.116	212.8	
4	10'57.965	P	0'08.172				7	2'42.947	34.116	37.259	51.233	40.339	237.4	
5	26'28.052	1'41.775	38.859	52.639	40.779		8	2'38.841	33.511	36.783	49.145	39.402	230.6	
6	2'36.840	33.059	36.219	48.764	38.798	242.5	9	2'37.296	33.309	36.131	49.118	38.738	245.0	
7	2'32.943	32.099	35.096	47.778	37.970	245.5	10	2'33.382	33.243	34.838	47.346	37.955	249.7	
8	2'30.619	31.550	34.628	46.451	37.990	253.6								
9	2'28.104	31.121	34.098	45.314	37.571	249.8								
10	2'27.709	31.040	34.236	45.404	37.029	248.1								
18th	2	Jesko RAFFIN Sports-Millions-EMW SWI						22nd	20	Alessandro NOCCO Leopard Racing ITA				
		Runs=3	Total laps=10	Full laps=6					Runs=3	Total laps=11	Full laps=7			
1	2'57.105	57.285	32.206	45.164	42.450		1	2'38.818	44.477	32.751	43.883	37.707		
2	2'18.332	29.003	30.600	40.782	37.947	260.5	2	2'23.242	30.507	31.933	42.828	37.974	252.8	
3	1'18.358	P	28.391			265.6	3	2'37.021	P	29.732	36.282	47.615	43.392	248.6
4	11'23.860	P	0'37.444				4	11'48.763	P	9'23.228	33.362	1'04.580	47.593	
5	25'07.816	1'25.001	39.436	52.745	40.634		5	21'29.864	9'14.427	40.235	54.143	41.059		
6	2'34.233	32.540	35.724	47.794	38.175	237.6	6	2'42.149	35.201	37.235	49.964	39.749	211.3	
7	2'29.795	31.563	34.360	46.302	37.570	245.8	7	2'37.330	34.057	36.179	48.206	38.888	218.2	
8	2'28.732	31.034	34.361	46.087	37.250	252.9	8	2'35.179	33.041	35.669	47.854	38.615	231.8	
9	2'27.883	31.113	33.902	45.428	37.440	251.8	9	2'32.872	32.197	35.303	46.685	38.687	232.2	
10	2'26.516	30.761	33.435	45.324	36.996	250.6	10	2'32.336	31.714	34.893	47.523	38.206	240.5	
							11	2'31.789	32.134	35.111	46.501	38.043	237.7	
19th	52	Danny KENT Leopard Racing GBR						23rd	5	Johann ZARCO Ajo Motorsport FRA				
		Runs=3	Total laps=11	Full laps=7					Runs=2	Total laps=11	Full laps=8			
1	2'59.114	56.723	34.329	46.803	41.259		1	3'27.493	1'40.470	31.477	40.434	35.112		
2	2'18.436	29.033	32.265	42.582	34.556	256.1	2	2'26.601	27.137	29.646	39.222	50.596	265.1	
3	1'29.115	P	28.352			260.4	3	1'14.578	P	30.660			232.6	
4	13'05.228	P	0'20.718	38.740	1'08.844	56.926	4	33'30.830	1'24.804	37.477	49.946	38.603		
5	21'11.883	8'56.264	40.368	54.396	40.855		5	2'28.632	31.468	33.977	45.876	37.311	247.9	
6	2'45.405	33.307	36.514	51.519	44.065	243.3	6	2'27.689	30.918	33.901	45.773	37.097	251.9	
7	2'30.794	31.842	34.602	46.505	37.845	248.9	7	2'25.759	30.594	33.393	45.025	36.747	252.6	
8	2'37.023	31.364	35.525	49.463	40.671	248.4	8	2'24.935	30.137	33.167	45.048	36.583	257.0	
9	2'28.457	30.972	33.659	46.257	37.569	253.0	9	2'25.618	30.552	33.206	44.842	37.018	250.2	
10	2'28.303	30.745	33.540	46.621	37.397	253.7	10	2'24.586	30.137	33.167	44.630	36.652	256.8	
11	2'25.691	30.216	33.165	45.245	37.065	252.6	11	2'24.900	30.231	33.299	44.566	36.804	255.1	
20th	30	Takaaki NAKAGAMI IDEMITSU Honda Te JPN						24th	57	Edgar PONS Paginas Amarillas HP SPA				
		Runs=3	Total laps=10	Full laps=6					Runs=3	Total laps=9	Full laps=6			
1	3'16.484	1'25.967	31.935	42.850	35.732		1	4'19.349	P	1'20.145	31.280	42.460	1'45.464	
2	2'19.019	28.297	30.648	40.674	39.400	260.6	2	15'34.866	P	3'13.523	34.021	56.732	50.590	
3	1'15.006	P	29.193			262.3	3	20'48.223	8'36.499	39.836	51.832	40.056		
4	13'20.482	P	0'51.210	37.627	1'00.161	51.484	4	2'33.282	32.492	34.993	47.276	38.521	231.8	
5	23'34.804	1'28.099	37.931	49.350	39.424		5	2'29.305	31.133	33.922	46.656	37.594	242.0	
6	2'32.475	32.053	35.115	47.089	38.218	246.0	6	2'27.420	30.747	33.427	46.401	36.845	250.3	
7	2'32.286	32.176	34.690	47.304	38.116	246.8	7	2'26.098	30.453	33.116	45.319	37.210	254.7	
8	2'30.564	31.610	34.361	46.791	37.802	250.9	8	2'27.439	31.154	33.818	45.486	36.981	250.1	
9	2'29.629	31.262	34.436	46.322	37.609	251.9	9	2'25.246	30.376	33.182	44.895	36.793	256.2	
10	2'27.924	30.922	33.953	45.877	37.172	253.2								
21st	27	Iker LECUONA CarXpert Interwetten SPA						25th	21	Franco MORBIDEL Estrella Galicia 0,0 M ITA				
		Runs=3	Total laps=10	Full laps=6					Runs=3	Total laps=9	Full laps=5			
1							1	3'53.476	2'05.008	31.407	41.264	35.797		
2							2	2'15.930	P	28.043	29.754	39.828	38.305	262.7
3							3	12'33.990	P	1'42.169				
Fastest Lap: Thomas LUTHI Garage Plus Interwett SWI 2'10.121 27.558 29.335 39.330 33.898														

These data/results cannot be reproduced, stored and/or transmitted in whole or in part by any manner of electronic, mechanical, photocopying, recording, broadcasting or otherwise now known or herein after developed without the previous express consent by the copyright owner, except for reproduction in daily press and regular printed publications on sale to the public within 60 days of the event related to those data/results and always provided that copyright symbol appears together as follows below.
© DORNA, 2016

Free Practice Nr. 1

Moto2

Lap	Lap Time	T1	T2	T3	T4	Speed	Lap	Lap Time	T1	T2	T3	T4	Speed
4	25'29.997	32'20.700	38.684	51.638	38.975								
5	2'35.491	32.701	36.190	48.524	38.076	251.8							
6	2'29.433	31.325	34.839	46.279	36.990	255.0							
7	2'27.672	30.861	34.148	45.824	36.839	253.6							
8	2'25.985	30.570	33.688	45.236	36.491	256.4							
9	2'25.851	30.441	33.741	45.152	36.517	256.7							

26th 22 Sam LOWES Federal Oil Gresini M GBR
 Runs=2 Total laps=8 Full laps=5

1	2'57.180	1'06.797	31.920	42.350	36.113								
2	3'24.948 P	28.735	30.359	40.981	1'44.873	262.8							
3	38'12.467	35'59.872	39.359	52.227	41.009								
4	2'37.777	33.666	36.530	48.389	39.192	220.7							
5	2'34.179	32.759	35.191	47.491	38.738	231.9							
6	2'30.850	32.022	34.947	45.696	38.185	231.6							
7	2'29.602	31.647	34.020	45.865	38.070	239.2							
8	2'28.207	30.905	33.806	45.904	37.592	243.7							

27th 93 Ramdan ROSLI Petronas AHM Malays MAL
 Runs=4 Total laps=7 Full laps=2

1	2'30.587	35.599	33.719	44.170	37.099								
2	2'28.535	29.780	32.453	45.523	40.779	257.3							
3	3'07.404 P	31.819	41.866	58.104	55.615	241.8							
4	12'28.594 P	1'12.554											
5	30'34.342 P	8'14.956	39.701	54.690	44.995								
6	3'41.003	1'34.304	38.260	48.889	39.550								
7	2'36.009	33.257	35.761	47.929	39.062	249.1							

28th 70 Robin MULHAUSER CarXpert Interwetten SWI
 Runs=4 Total laps=11 Full laps=6

1	3'37.284	1'45.661	32.442	41.847	37.334								
2	2'14.371	28.322	30.074	40.990	34.985	263.8							
3	1'15.503 P	32.051				245.7							
4	12'10.707 P	9'33.963	35.264	1'01.342	1'00.138								
5	13'17.358 P	0'36.318	41.919	56.119	1'03.002								
6	10'05.024	7'52.591	38.907	51.782	41.744								
7	2'38.185	32.943	35.936	48.636	40.670	244.5							
8	2'34.808	32.474	35.717	48.295	38.322	243.6							
9	2'32.245	31.781	35.092	47.543	37.829	255.5							
10	2'31.436	31.527	35.433	46.753	37.723	253.4							
11	2'30.044	31.817	34.644	46.277	37.306	245.1							

29th 60 Julian SIMON QMMF Racing Team SPA
 Runs=1 Total laps=1 Full laps=1

unfinished 1'18.677 32.323 42.324

Fastest Lap: Thomas LUTHI Garage Plus Interwett SWI **2'10.121** 27.558 29.335 39.330 33.898

These data/results cannot be reproduced, stored and/or transmitted in whole or in part by any manner of electronic, mechanical, photocopying, recording, broadcasting or otherwise now known or herein after developed without the previous express consent by the copyright owner, except for reproduction in daily press and regular printed publications on sale to the public within 60 days of the event related to those data/results and always provided that copyright symbol appears together as follows below.
 © DORNA, 2016

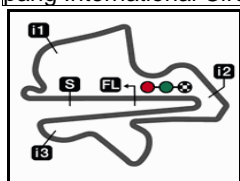
 Official MotoGP Timing by TISSOT
 www.motogp.com

Sepang, Friday, October 28, 2016

Page 4 of 4

moto2





5543 m.

SHELL MALAYSIA MOTORCYCLE GRAND PRIX

Free Practice Nr. 1

Best Partial Times

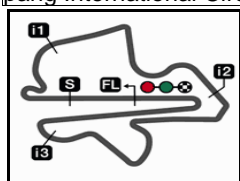
Moto2

IT Ideal Lap Time, sum of the best partial times

BT Best Lap Time

T1		T2		T3		T4				IT	BT	
Pos	Rider	Time	Rider	Time	Rider	Time	Rider	Time	Pos	Rider	IT	BT
1	T.LUTHI	27.004	T.LUTHI	29.335	J.ZARCO	39.222	M.SCHROTTER	33.744	1	T.LUTHI	2'09.567	2'10.121 (1)
2	J.ZARCO	27.137	A.MARQUEZ	29.363	T.LUTHI	39.330	T.LUTHI	33.898	2	M.SCHROTTE	2'10.317	2'10.565 (2)
3	M.SCHROTTER	27.277	M.SCHROTTER	29.506	A.PONS	39.597	H.SYHRIN	34.136	3	A.MARQUEZ	2'11.103	2'11.103 (3)
4	A.MARQUEZ	27.443	M.PASINI	29.586	M.SCHROTTER	39.790	A.MARQUEZ	34.432	4	J.ZARCO	2'11.117	2'24.586 (23)
5	J.FOLGER	27.516	L.BALDASSARRI	29.636	F.MORBIDELLI	39.828	D.KENT	34.556	5	A.PONS	2'11.660	2'11.846 (4)
6	L.BALDASSARRI	27.522	A.PONS	29.640	A.MARQUEZ	39.865	X.VIERGE	34.570	6	H.SYHRIN	2'12.003	2'12.003 (5)
7	M.PASINI	27.578	J.ZARCO	29.646	H.SYHRIN	39.932	A.PONS	34.654	7	M.PASINI	2'12.135	2'12.518 (6)
8	X.VIERGE	27.764	H.SYHRIN	29.660	L.BALDASSARRI	40.055	M.PASINI	34.741	8	J.FOLGER	2'13.013	2'16.086 (9)
9	A.PONS	27.769	F.MORBIDELLI	29.754	J.FOLGER	40.131	R.MULHAUSER	34.985	9	L.BALDASSARRI	2'13.371	2'13.873 (7)
10	L.MARINI	27.934	X.SIMEON	29.798	M.PASINI	40.230	R.GARDNER	35.010	10	F.MORBIDELLI	2'13.422	2'25.851 (25)
11	F.MORBIDELLI	28.043	J.FOLGER	29.854	T.NAKAGAMI	40.674	J.ZARCO	35.112	11	X.SIMEON	2'13.946	2'13.946 (8)
12	X.SIMEON	28.058	R.MULHAUSER	30.074	S.CORSI	40.728	X.SIMEON	35.299	12	R.MULHAUSE	2'14.371	2'30.044 (28)
13	R.GARDNER	28.162	S.LOWES	30.359	J.RAFFIN	40.782	I.LECUONA	35.411	13	X.VIERGE	2'14.953	2'16.198 (10)
14	H.SYHRIN	28.275	S.CORSI	30.544	X.SIMEON	40.791	A.RINS	35.452	14	T.NAKAGAMI	2'15.351	2'19.019 (20)
15	T.NAKAGAMI	28.297	J.RAFFIN	30.600	S.LOWES	40.981	J.FOLGER	35.512	15	R.GARDNER	2'16.123	2'16.514 (11)
16	R.MULHAUSER	28.322	T.NAKAGAMI	30.648	R.MULHAUSER	40.990	T.NAKAGAMI	35.732	16	S.LOWES	2'16.188	2'28.207 (26)
17	D.KENT	28.352	L.MARINI	30.789	I.VIÑALES	41.316	F.MORBIDELLI	35.797	17	L.MARINI	2'16.603	2'17.330 (14)
18	J.RAFFIN	28.391	X.VIERGE	30.800	A.RINS	41.403	L.MARINI	35.952	18	J.RAFFIN	2'16.769	2'18.332 (18)
19	I.VIÑALES	28.410	R.GARDNER	31.136	S.CORTESE	41.449	S.CORTESE	36.070	19	S.CORSI	2'17.324	2'18.180 (15)
20	I.LECUONA	28.725	I.VIÑALES	31.228	R.GARDNER	41.815	S.LOWES	36.113	20	A.RINS	2'17.329	2'17.329 (13)
21	S.LOWES	28.735	E.PONS	31.280	X.VIERGE	41.819	L.BALDASSARRI	36.158	21	I.VIÑALES	2'17.544	2'18.285 (16)
22	S.CORTESE	28.789	S.CORTESE	31.291	L.MARINI	41.928	I.VIÑALES	36.590	22	S.CORTESE	2'17.599	2'18.308 (17)
23	S.CORSI	29.060	A.RINS	31.404	J.SIMON	42.324	E.PONS	36.793	23	D.KENT	2'17.755	2'18.436 (19)
24	A.RINS	29.070	I.LECUONA	31.740	E.PONS	42.460	S.CORSI	36.992	24	I.LECUONA	2'18.689	2'19.936 (21)

These data/results cannot be reproduced, stored and/or transmitted in whole or in part by any manner of electronic, mechanical, photocopying, recording, broadcasting or otherwise now known or herein after developed without the previous express consent by the copyright owner, except for reproduction in daily press and regular printed publications on sale to the public within 60 days of the event related to those data/results and always provided that copyright symbol appears together as follows below.
© DORNA, 2016



5543 m.

SHELL MALAYSIA MOTORCYCLE GRAND PRIX

Free Practice Nr. 1

Best Partial Times

Moto2

IT Ideal Lap Time, sum of the best partial times*BT* Best Lap Time

<i>T1</i>		<i>T2</i>		<i>T3</i>		<i>T4</i>				<i>IT</i>	<i>BT</i>	
<i>Pos</i>	<i>Rider</i>	<i>Time</i>	<i>Rider</i>	<i>Time</i>	<i>Rider</i>	<i>Time</i>	<i>Rider</i>	<i>Time</i>	<i>Pos</i>	<i>Rider</i>		
25	A.NOCCO	29.732	A.NOCCO	31.933	D.KENT	42.582	J.RAFFIN	36.996	25	E.PONS	2'20.909	2'25.246 (24)
26	R.ROSLI	29.780	D.KENT	32.265	I.LECUONA	42.813	R.ROSLI	37.099	26	A.NOCCO	2'22.200	2'23.242 (22)
27	E.PONS	30.376	J.SIMON	32.323	A.NOCCO	42.828	A.NOCCO	37.707	27	R.ROSLI	2'23.502	2'28.535 (27)
28	R.WILAIROT	31.274	R.ROSLI	32.453	R.ROSLI	44.170	R.WILAIROT	37.906	28	R.WILAIROT		2'17.140 (12)
29	J.SIMON		R.WILAIROT	34.792	R.WILAIROT	46.273	J.SIMON		-1	J.SIMON		(-1)

These data/results cannot be reproduced, stored and/or transmitted in whole or in part by any manner of electronic, mechanical, photocopying, recording, broadcasting or otherwise now known or herein after developed without the previous express consent by the copyright owner, except for reproduction in daily press and regular printed publications on sale to the public within 60 days of the event related to those data/results and always provided that copyright symbol appears together as follows below.

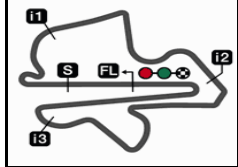
© DORNA, 2016

Official MotoGP Timing by TISSOT

www.motogp.com

moto2






5543 m.

SHELL MALAYSIA MOTORCYCLE GRAND PRIX

Free Practice Nr. 1

Fastest Laps Sequence

<i>Practice Time</i>	 <i>Rider</i>	<i>Nation</i>	<i>Motorcycle</i>	<i>Time</i>	<i>Km/h</i>	<i>Rider's Lap</i>
4'59.122	93 Ramdan ROSLI	MAL	KALEX	2'28.535	134.3	2
5'02.060	20 Alessandro NOCCO	ITA	KALEX	2'23.242	139.3	2
5'05.609	27 Iker LECUONA	SPA	KALEX	2'19.936	142.5	2
5'14.580	87 Remy GARDNER	AUS	KALEX	2'16.514	146.1	2
5'14.618	97 Xavi VIERGE	SPA	TECH 3	2'16.198	146.5	2
5'15.314	54 Mattia PASINI	ITA	KALEX	2'12.518	150.5	2
5'16.560	55 Hafizh SYAHRIN	MAL	KALEX	2'12.003	151.1	2
5'21.442	12 Thomas LUTHI	SWI	KALEX	2'10.121	153.3	2

These data/results cannot be reproduced, stored and/or transmitted in whole or in part by any manner of electronic, mechanical, photocopying, recording, broadcasting or otherwise now known or herein after developed without the previous express consent by the copyright owner, except for reproduction in daily press and regular printed publications on sale to the public within 60 days of the event related to those data/results and always provided that copyright symbol appears together as follows below.

© DORNA, 2016

Official MotoGP Timing by TISSOT
www.motogp.com

Sepang, Friday, October 28, 2016

