


5543 m.

# SHELL MALAYSIA MOTORCYCLE GRAND PRIX

## Warm Up Classification

# MotoGP

25

	Rider	Nation	Team	Motorcycle	Time	Lap Total	Gap	Top Speed
1	25 <b>Maverick VIÑALES</b>	SPA	Team SUZUKI ECSTAR	SUZUKI	<b>2'01.146</b>	10 10		<b>321.7</b>
2	29 <b>Andrea IANNONE</b>	ITA	Ducati Team	DUCATI	<b>2'01.353</b>	9 9	0.207 0.207	<b>321.8</b>
3	93 <b>Marc MARQUEZ</b>	SPA	Repsol Honda Team	HONDA	<b>2'01.591</b>	8 10	0.445 0.238	<b>316.3</b>
4	4 <b>Andrea DOVIZIOSO</b>	ITA	Ducati Team	DUCATI	<b>2'01.650</b>	9 10	0.504 0.059	<b>320.4</b>
5	99 <b>Jorge LORENZO</b>	SPA	Movistar Yamaha MotoGP	YAMAHA	<b>2'01.701</b>	10 10	0.555 0.051	<b>318.7</b>
6	35 <b>Cal CRUTCHLOW</b>	GBR	LCR Honda	HONDA	<b>2'01.790</b>	10 10	0.644 0.089	<b>317.3</b>
7	9 <b>Daniilo PETRUCCI</b>	ITA	OCTO Pramac Yakhnich	DUCATI	<b>2'02.165</b>	9 10	1.019 0.375	<b>316.5</b>
8	44 <b>Poli ESPARGARO</b>	SPA	Monster Yamaha Tech 3	YAMAHA	<b>2'02.220</b>	10 10	1.074 0.055	<b>316.4</b>
9	38 <b>Bradley SMITH</b>	GBR	Monster Yamaha Tech 3	YAMAHA	<b>2'02.436</b>	10 10	1.290 0.216	<b>318.6</b>
10	6 <b>Stefan BRADL</b>	GER	Aprilia Racing Team Gresini	APRILIA	<b>2'02.542</b>	10 10	1.396 0.106	<b>315.6</b>
11	19 <b>Alvaro BAUTISTA</b>	SPA	Aprilia Racing Team Gresini	APRILIA	<b>2'02.576</b>	8 10	1.430 0.034	<b>318.7</b>
12	45 <b>Scott REDDING</b>	GBR	OCTO Pramac Yakhnich	DUCATI	<b>2'02.694</b>	7 8	1.548 0.118	<b>318.6</b>
13	68 <b>Yonny HERNANDEZ</b>	COL	Pull & Bear Aspar Team	DUCATI	<b>2'02.876</b>	9 10	1.730 0.182	<b>318.4</b>
14	43 <b>Jack MILLER</b>	AUS	Estrella Galicia 0,0 Marc VDS	HONDA	<b>2'02.932</b>	9 9	1.786 0.056	<b>316.9</b>
15	50 <b>Eugene LAVERTY</b>	IRL	Pull & Bear Aspar Team	DUCATI	<b>2'03.177</b>	9 10	2.031 0.245	<b>316.0</b>
16	46 <b>Valentino ROSSI</b>	ITA	Movistar Yamaha MotoGP	YAMAHA	<b>2'03.189</b>	7 8	2.043 0.012	<b>318.9</b>
17	41 <b>Aleix ESPARGARO</b>	SPA	Team SUZUKI ECSTAR	SUZUKI	<b>2'03.402</b>	7 10	2.256 0.213	<b>320.3</b>
18	8 <b>Hector BARBERA</b>	SPA	Avintia Racing	DUCATI	<b>2'03.439</b>	9 10	2.293 0.037	<b>312.8</b>
19	7 <b>Hiroshi AOYAMA</b>	JPN	Repsol Honda Team	HONDA	<b>2'03.633</b>	9 10	2.487 0.194	<b>314.5</b>
20	53 <b>Tito RABAT</b>	SPA	Estrella Galicia 0,0 Marc VDS	HONDA	<b>2'04.291</b>	10 10	3.145 0.658	<b>309.7</b>
21	76 <b>Loris BAZ</b>	FRA	Avintia Racing	DUCATI	<b>2'05.299</b>	6 7	4.153 1.008	<b>314.8</b>

Practice condition: **Dry**

Air: 29°

Humidity: 75%

Ground: 31°

<b>Fastest Lap:</b>	Lap: 10	<b>Maverick VIÑALES</b>	<b>2'01.146</b>	164.7 Km/h
<b>Circuit Record Lap:</b>	2015	<b>Jorge LORENZO</b>	<b>2'00.606</b>	165.4 Km/h
<b>Circuit Best Lap:</b>	2015	<b>Dani PEDROSA</b>	<b>1'59.053</b>	167.6 Km/h

The results are provisional until the end of the limit for protest and appeals.

Time limit for protest expires 30' after publication of the results - Mr. .... Time: .....

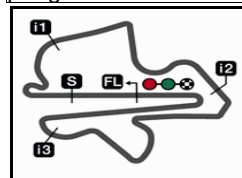
These data/results cannot be reproduced, stored and/or transmitted in whole or in part by any manner of electronic, mechanical, photocopying, recording, broadcasting or otherwise now known or herein after developed without the previous express consent by the copyright owner, except for reproduction in daily press and regular printed publications on sale to the public within 60 days of the event related to those data/results and always provided that copyright symbol appears together as follows below.

© DORNA, 2016

Official MotoGP Timing by **TISSOT**  
www.motogp.com

**Sepang, Sunday, October 30, 2016**





5543 m.

## SHELL MALAYSIA MOTORCYCLE GRAND PRIX

Warm Up

Top Speed &amp; Average

26



Rider	Nation	Motorcycle	Top 5 speeds					Average	Top
29 <b>Andrea IANNONE</b>	<b>ITA</b>	DUCATI	321.8	320.2	315.2	309.2	303.6	314.0	<b>321.8</b>
25 <b>Maverick VIÑALES</b>	<b>SPA</b>	SUZUKI	321.7	319.2	318.7	318.2	313.8	318.3	<b>321.7</b>
4 <b>Andrea DOVIZIOSO</b>	<b>ITA</b>	DUCATI	320.4	316.4	314.6	308.0	306.2	313.1	<b>320.4</b>
41 <b>Aleix ESPARGARO</b>	<b>SPA</b>	SUZUKI	320.3	320.3	318.7	316.7	306.3	316.5	<b>320.3</b>
46 <b>Valentino ROSSI</b>	<b>ITA</b>	YAMAHA	318.9	318.7	315.7	314.3	310.1	315.5	<b>318.9</b>
19 <b>Alvaro BAUTISTA</b>	<b>SPA</b>	APRILIA	318.7	315.5	314.5	311.7	310.5	314.2	<b>318.7</b>
99 <b>Jorge LORENZO</b>	<b>SPA</b>	YAMAHA	318.7	317.1	313.6	311.8	311.3	314.5	<b>318.7</b>
38 <b>Bradley SMITH</b>	<b>GBR</b>	YAMAHA	318.6	317.1	316.9	311.6	310.7	315.0	<b>318.6</b>
45 <b>Scott REDDING</b>	<b>GBR</b>	DUCATI	318.6	318.0	317.6	317.5	316.6	317.7	<b>318.6</b>
68 <b>Yonny HERNANDEZ</b>	<b>COL</b>	DUCATI	318.4	312.5	311.4	310.1	309.5	312.4	<b>318.4</b>
35 <b>Cal CRUTCHLOW</b>	<b>GBR</b>	HONDA	317.3	314.5	314.5	314.2	312.3	314.6	<b>317.3</b>
43 <b>Jack MILLER</b>	<b>AUS</b>	HONDA	316.9	316.0	314.2	313.6	312.9	314.7	<b>316.9</b>
9 <b>Danilo PETRUCCI</b>	<b>ITA</b>	DUCATI	316.5	316.3	315.7	314.9	313.3	315.3	<b>316.5</b>
44 <b>Po ESPARGARO</b>	<b>SPA</b>	YAMAHA	316.4	308.8	308.3	307.2	304.9	309.1	<b>316.4</b>
93 <b>Marc MARQUEZ</b>	<b>SPA</b>	HONDA	316.3	315.7	314.0	312.8	310.2	313.8	<b>316.3</b>
50 <b>Eugene LAVERTY</b>	<b>IRL</b>	DUCATI	316.0	312.7	311.5	310.7	304.1	311.0	<b>316.0</b>
6 <b>Stefan BRADL</b>	<b>GER</b>	APRILIA	315.6	315.6	309.8	308.3	308.1	311.5	<b>315.6</b>
76 <b>Loris BAZ</b>	<b>FRA</b>	DUCATI	314.8	313.4	301.8	299.2	293.3	304.5	<b>314.8</b>
7 <b>Hiroshi AOYAMA</b>	<b>JPN</b>	HONDA	314.5	310.9	309.8	309.0	307.2	310.3	<b>314.5</b>
8 <b>Hector BARBERA</b>	<b>SPA</b>	DUCATI	312.8	311.4	310.9	308.8	306.2	310.0	<b>312.8</b>
53 <b>Tito RABAT</b>	<b>SPA</b>	HONDA	309.7	309.2	307.0	306.9	306.6	307.9	<b>309.7</b>

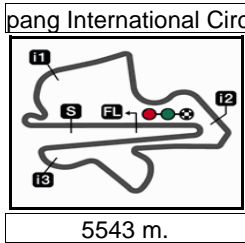
These data/results cannot be reproduced, stored and/or transmitted in whole or in part by any manner of electronic, mechanical, photocopying, recording, broadcasting or otherwise now known or herein after developed without the previous express consent of the copyright owner, except for reproduction in daily press and regular printed publications on sale to the public within 60 days of the event related to those data/results and always provided that copyright symbol appears together as follows below.

© DORNA, 2016

Official MotoGP Timing by TISSOT  
www.motogp.com



Sepang, Sunday, October 30, 2016



## SHELL MALAYSIA MOTORCYCLE GRAND PRIX

### Warm Up

### Chronological Analysis of Performances

**27**

\* Lap / Sector time cancelled      T1 Time from finish line to 1st intermediate      T3 Time from 2nd intermed. to 3rd intermed.  
P Crossing the finish line in pit lane      T2 Time from 1st intermed. to 2nd intermed.      T4 Time from 3rd intermediate to finish line

Lap	Lap Time	T1	T2	T3	T4	Speed	Lap	Lap Time	T1	T2	T3	T4	Speed
<b>1st 25 Maverick VIÑALES</b> Team SUZUKI ECST SPA							<b>5th 99 Jorge LORENZO</b> Movistar Yamaha Mot SPA						
Runs=2 Total laps=10 Full laps=8							Runs=1 Total laps=10 Full laps=9						
1	1'33.498 P	45.222					1	2'21.298	30.797	32.785	43.488	34.228	
2	2'56.506	1'08.320	31.780	42.999	33.407		2	2'13.538	28.596	30.752	41.445	32.745	279.9
3	2'08.310	27.807	29.306	39.482	31.715	287.6	3	2'09.806	27.504	29.973	40.394	31.935	295.4
4	2'05.395	26.513	28.386	38.910	31.586	307.6	4	2'06.214	26.665	29.062	39.183	31.304	305.6
5	2'02.867	25.857	28.006	37.948	31.056	313.8	5	2'05.548	26.124	28.700	39.349	31.375	311.8
6	2'10.385	30.529	30.517	38.300	31.039	319.2	6	2'03.865	26.112	28.390	38.295	31.068	296.5
7	2'02.463	25.862	27.772	37.822	31.007	321.7	7	2'02.926	25.638	28.300	38.191	30.797	311.3
8	2'01.982	25.598	28.017	37.593	30.774	318.7	8	2'02.440	25.483	28.221	37.829	30.907	313.6
9	2'03.972	27.566	27.854	37.747	30.805	309.8	9	2'02.202	25.530	28.110	37.728	30.834	318.7
10	2'01.146	25.312	27.725	37.491	30.618	318.2	10	2'01.701	25.265	28.049	37.691	30.696	317.1
<b>2nd 29 Andrea IANNONE</b> Ducati Team ITA							<b>6th 35 Cal CRUTCHLOW</b> LCR Honda GBR						
Runs=1 Total laps=9 Full laps=8							Runs=2 Total laps=10 Full laps=7						
1	4'31.267	1'56.752	44.264	50.927	59.324		1	3'16.154	1'29.254	31.796	42.131	32.973	
2	2'11.147	28.276	30.161	40.705	32.005	264.3	2	2'10.102	28.409	29.895	39.861	31.937	287.8
3	2'05.630	26.677	29.005	38.878	31.070	294.8	3	2'05.123	26.660	28.572	38.501	31.390	309.6
4	2'04.563	26.178	28.539	38.743	31.103	309.2	4	2'04.235	26.110	28.337	38.560	31.228	311.4
5	2'02.625	25.874	28.071	37.946	30.734	315.2	5	1'09.909 P	29.966				314.2
6	2'04.885	27.988	28.289	37.937	30.671	303.6	6	2'54.668	1'11.579	29.606	41.975	31.508	
7	2'01.602	25.463	28.054	37.577	30.508	320.2	7	2'02.885	25.828	28.098	37.963	30.996	312.3
8	2'04.552	27.543	28.250	37.947	30.812	292.9	8	2'02.664	25.869	28.028	37.838	30.929	314.5
9	2'01.353	25.202	27.926	37.549	30.676	321.8	9	2'05.927	27.432	28.789	38.340	31.366	317.3
<b>3rd 93 Marc MARQUEZ</b> Repsol Honda Team SPA							<b>7th 9 Danilo PETRUCCI</b> OCTO Pramac Yakhn ITA						
Runs=2 Total laps=10 Full laps=8							Runs=2 Total laps=10 Full laps=8						
1	1'51.497 P	1'06.795					1	2'37.009 P	46.119	31.559	43.110	36.221	
2	2'49.681	1'04.022	31.361	41.364	32.934		2	2'51.052	1'08.700	29.969	40.205	32.178	
3	2'06.779	27.151	29.038	38.972	31.618	278.2	3	2'05.188	26.556	28.429	38.745	31.458	306.9
4	2'04.161	26.483	28.485	38.152	31.041	309.9	4	2'03.998	26.282	28.135	38.295	31.286	309.8
5	2'03.670	25.824	27.990	38.370	31.486	314.0	5	2'09.544	27.140	29.275	39.908	33.221	315.7
6	2'02.306	25.547	27.989	37.805	30.965	315.7	6	2'03.195	25.913	28.112	38.097	31.073	314.9
7	2'02.582	25.689	28.061	37.967	30.865	312.8	7	2'02.860	25.760	28.015	37.968	31.117	316.5
8	2'01.591	25.434	27.825	37.527	30.805	316.3	8	2'03.556	26.404	28.151	38.058	30.943	310.0
9	2'01.886	25.464	27.823	37.675	30.924	309.6	9	2'02.165	25.630	27.911	37.731	30.893	313.3
10	2'02.677	26.851	27.775	37.374	30.677	310.2	10	2'09.359	27.465	30.131	39.799	31.964	316.3
<b>4th 4 Andrea DOVIZIOSO</b> Ducati Team ITA							<b>8th 44 Poi ESPARGARO</b> Monster Yamaha Tec SPA						
Runs=2 Total laps=10 Full laps=7							Runs=1 Total laps=10 Full laps=9						
1	3'31.425	1'43.288	32.472	42.066	33.599		1	2'36.355	50.759	30.943	41.629	33.024	
2	1'08.343 P	28.172				242.0							
3	2'46.925	1'04.093	30.155	40.542	32.135								
4	2'09.242	26.737	29.068	40.365	33.072	293.0							
5	2'11.492	26.477	29.872	43.640	31.503	308.0							
6	2'03.193	25.926	28.072	38.320	30.875	306.2							

**Fastest Lap:** Maverick VIÑALES Team SUZUKI ECST SPA 2'01.146 25.312 27.725 37.491 30.618

These data/results cannot be reproduced, stored and/or transmitted in whole or in part by any manner of electronic, mechanical, photocopying, recording, broadcasting or otherwise now known or herein after developed without the previous express consent by the copyright owner, except for reproduction in daily press and regular printed publications on sale to the public within 60 days of the event related to those data/results and always provided that copyright symbol appears together as follows below.  
© DORNA, 2016



# Warm Up

# MotoGP

Lap	Lap Time	T1	T2	T3	T4	Speed	Lap	Lap Time	T1	T2	T3	T4	Speed	
2	2'08.731	27.270	29.243	39.770	32.448	291.6	6	4'42.747	3'03.244	29.264	38.929	31.310		
3	2'05.878	26.618	28.540	39.281	31.439	297.0	7	2'02.694	25.531	28.125	38.058	30.980	317.6	
4	2'04.883	26.435	28.271	38.555	31.622	304.9	8	2'03.104	25.616	28.161	38.249	31.078	318.6	
5	2'03.864	25.968	28.173	38.270	31.453	303.2	<b>13th 68 Yonny HERNANDE</b> Pull & Bear Aspar Tea COL							
6	2'03.237	25.883	28.075	38.136	31.143	308.8	Runs=2 Total laps=10 Full laps=8							
7	2'02.534	25.679	27.967	38.069	30.819	308.3	1	1'37.689	P	50.455				
8	2'02.903	25.623	28.064	38.260	30.956	307.2	2	2'52.708	1'04.887	31.218	42.918	33.685		
9	2'13.116	30.249	29.828	40.966	32.073	303.4	3	2'08.901	27.612	29.743	39.617	31.929	289.0	
10	2'02.220	25.664	27.835	37.867	30.854	316.4	4	2'05.689	26.344	28.596	38.903	31.846	303.5	
<b>9th 38 Bradley SMITH</b> Monster Yamaha Tec GBR							5	2'04.439	26.196	28.361	38.378	31.504	305.4	
Runs=2 Total laps=10 Full laps=7							6	2'08.251	26.204	28.596	42.132	31.319	309.5	
1	2'42.383	53.708	32.952	42.700	33.023		7	2'04.074	25.835	28.190	38.676	31.373	312.5	
2	2'09.160	27.782	29.675	40.004	31.699	298.0	8	2'07.804	30.293	28.160	37.995	31.356	318.4	
3	2'06.006	26.758	28.748	39.130	31.370	307.1	9	2'02.876	25.701	27.970	38.018	31.187	311.4	
4	2'04.519	26.264	28.379	38.637	31.239	317.1	10	2'03.177	25.709	27.989	38.089	31.390	310.1	
5	1'08.091	P	29.650			318.6	<b>14th 43 Jack MILLER</b> Estrella Galicia 0,0 M AUS							
6	3'27.924	1'48.146	29.474	39.004	31.300		Runs=2 Total laps=9 Full laps=6							
7	2'03.657	25.831	28.251	38.478	31.097	306.9	1	2'18.462	30.953	32.292	41.847	33.370		
8	2'03.060	25.599	28.071	38.265	31.125	310.7	2	2'10.211	27.993	29.481	40.390	32.347	287.6	
9	2'02.977	25.625	28.033	38.164	31.155	311.6	3	2'06.484	27.140	28.635	39.162	31.547	313.6	
10	2'02.436	25.507	28.048	37.995	30.886	316.9	4	2'09.307	28.778	29.056	38.824	32.649	316.9	
<b>10th 6 Stefan BRADL</b> Aprilia Racing Team GER							5	2'03.400	25.951	28.137	38.250	31.062	305.0	
Runs=1 Total laps=10 Full laps=9							6	1'04.047	P	26.377			316.0	
1	2'33.744	44.415	32.193	43.453	33.683		7	5'27.904	3'46.010	31.130	39.424	31.340		
2	2'10.704	27.840	30.050	40.574	32.240	274.6	8	2'03.196	25.770	28.251	38.099	31.076	314.2	
3	2'07.213	26.674	28.925	39.359	32.255	303.4	9	2'02.932	25.543	28.085	38.261	31.043	312.9	
4	2'06.284	26.644	29.179	38.811	31.650	306.9	<b>15th 50 Eugene LAVERTY</b> Pull & Bear Aspar Tea IRL							
5	2'04.692	26.291	28.511	38.669	31.221	301.2	Runs=1 Total laps=10 Full laps=9							
6	2'03.744	25.964	28.337	38.419	31.024	308.3	1	2'58.256	1'07.519	33.497	43.023	34.217		
7	2'03.105	25.975	28.091	38.063	30.976	315.6	2	2'13.135	27.978	30.038	40.606	34.513	273.4	
8	2'07.458	26.917	29.066	38.902	32.573	315.6	3	2'05.790	26.703	28.822	38.976	31.289	295.3	
9	2'03.146	25.684	27.898	38.028	31.536	309.8	4	2'04.510	26.332	28.472	38.453	31.253	297.2	
10	2'02.542	25.781	27.934	37.840	30.987	308.1	5	2'03.845	26.074	28.257	38.350	31.164	304.1	
<b>11th 19 Alvaro BAUTISTA</b> Aprilia Racing Team SPA							6	2'04.083	26.097	28.258	38.556	31.172	310.7	
Runs=1 Total laps=10 Full laps=9							7	2'09.613	25.865	28.317	38.224	37.207	316.0	
1	2'34.309	46.732	31.757	42.467	33.353		8	2'04.975	26.666	29.156	38.073	31.080	297.1	
2	2'09.676	27.445	30.034	40.050	32.147	281.6	9	2'03.177	25.730	28.168	38.296	30.983	312.7	
3	2'06.483	26.515	29.224	39.303	31.441	303.7	10	2'03.238	25.679	28.129	38.459	30.971	311.5	
4	2'05.646	26.189	28.776	38.872	31.809	315.5	<b>16th 46 Valentino ROSSI</b> Movistar Yamaha Mot ITA							
5	2'04.125	26.148	28.426	38.402	31.149	310.5	Runs=1 Total laps=8 Full laps=6							
6	2'03.116	25.736	28.272	38.050	31.058	311.7	1	2'58.167	1'09.934	32.731	42.048	33.454		
7	2'02.689	25.563	28.168	38.014	30.944	310.2	2	2'09.890	27.838	29.899	39.959	32.194	293.8	
8	2'02.576	25.680	28.167	37.882	30.847	314.5	3	2'06.453	26.856	28.760	39.112	31.725	301.7	
9	2'03.265	25.846	28.272	38.120	31.027	304.3	4	2'04.460	26.229	28.544	38.277	31.410	314.3	
10	2'03.796	25.740	28.266	38.086	31.704	318.7	5	2'03.617	26.055	28.078	38.298	31.186	315.7	
<b>12th 45 Scott REDDING</b> OCTO Pramac Yakhn GBR							6	2'14.976	30.821	30.555	41.791	31.809	318.7	
Runs=2 Total laps=8 Full laps=5							7	2'03.189	25.826	28.160	38.172	31.031	318.9	
1	5'34.066	3'48.910	31.131	41.194	32.831		8	2'13.780	P	25.667	28.050	37.925	42.138	310.1
2	2'05.750	26.733	28.742	38.738	31.537	305.1	<b>17th 41 Aleix ESPARGARO</b> Team SUZUKI ECST SPA							
3	2'03.630	25.882	28.179	38.318	31.251	316.6	Runs=2 Total laps=10 Full laps=7							
4	2'02.761	25.591	28.068	38.089	31.013	317.5	1	1'35.614	P	51.811				
5	1'07.197	P	28.669			318.0	2	2'54.088	1'05.466	31.969	42.639	34.014		

**Fastest Lap:** Maverick VIÑALES Team SUZUKI ECST SPA 2'01.146 25.312 27.725 37.491 30.618

These data/results cannot be reproduced, stored and/or transmitted in whole or in part by any manner of electronic, mechanical, photocopying, recording, broadcasting or otherwise now known or herein after developed without the previous express consent by the copyright owner, except for reproduction in daily press and regular printed publications on sale to the public within 60 days of the event related to those data/results and always provided that copyright symbol appears together as follows below.  
© DORNA, 2016



## Warm Up

MotoGP

Lap	Lap Time	T1	T2	T3	T4	Speed	Lap	Lap Time	T1	T2	T3	T4	Speed
3	2'09.979	27.957	29.943	40.056	32.023	295.4	7	1'09.681 P	29.473				299.2
4	2'06.831	26.899	29.040	39.111	31.781	302.3							
5	2'09.431	27.210	28.719	38.980	34.522	318.7							
6	2'05.293	26.258	28.270	38.305	32.460	291.8							
7	2'03.402	25.876	28.136	38.265	31.125	306.3							
8	2'11.741	29.835	30.307	39.860	31.739	320.3							
9	2'03.614	25.671	28.174	38.180	31.589	316.7							
10	1'17.640 P	35.739				320.3							

**18th 8 Hector BARBERA** Avintia Racing SPA  
 Runs=2 Total laps=10 Full laps=7

1	2'29.301	36.939	32.998	43.904	35.460								
2	1'11.190 P	29.172											266.1
3	2'55.562	1'05.706	30.865	42.564	36.427								
4	2'06.712	27.049	28.804	39.233	31.626	298.0							
5	2'07.423	26.362	28.219	38.718	34.124	312.8							
6	2'04.315	26.133	28.249	38.504	31.429	306.2							
7	2'03.916	26.141	28.209	38.192	31.374	308.8							
8	2'12.363	29.375	29.344	38.200	35.444	304.8							
9	2'03.439	26.260	28.098	37.954	31.127	310.9							
10	2'03.867	25.980	28.265	38.259	31.363	311.4							

**19th 7 Hiroshi AOYAMA** Repsol Honda Team JPN  
 Runs=1 Total laps=10 Full laps=9

1	2'35.009	46.659	32.787	41.870	33.693								
2	2'09.967	27.259	29.814	40.415	32.479	295.4							
3	2'06.987	27.075	28.979	39.159	31.774	302.2							
4	2'05.814	26.432	28.783	38.875	31.724	305.5							
5	2'05.519	26.131	28.684	39.220	31.484	309.0							
6	2'04.518	26.059	28.511	38.639	31.309	304.3							
7	2'04.175	25.985	28.470	38.530	31.190	309.8							
8	2'08.119	26.435	30.952	39.273	31.459	314.5							
9	2'03.633	25.820	28.290	38.380	31.143	307.2							
10	2'03.790	25.819	28.345	38.354	31.272	310.9							

**20th 53 Tito RABAT** Estrella Galicia 0,0 M SPA  
 Runs=1 Total laps=10 Full laps=9

1	2'58.549	1'06.693	30.707	43.501	37.648								
2	2'09.962	27.958	29.879	39.859	32.266	274.8							
3	2'06.716	26.913	28.814	39.019	31.970	293.8							
4	2'05.314	26.200	28.676	38.701	31.737	307.0							
5	2'05.579	26.231	28.554	38.824	31.970	306.6							
6	2'05.538	26.366	28.657	38.845	31.670	303.6							
7	2'04.614	26.017	28.481	38.512	31.604	309.7							
8	2'08.738	26.536	28.969	39.767	33.466	303.7							
9	2'04.592	25.962	28.434	38.622	31.574	306.9							
10	2'04.291	25.801	28.411	38.399	31.680	309.2							

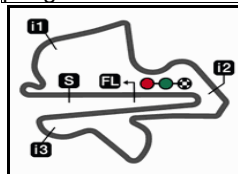
**21st 76 Loris BAZ** Avintia Racing FRA  
 Runs=1 Total laps=7 Full laps=5

1	2'20.244	35.257	31.071	40.856	33.060								
2	2'08.836	27.156	29.118	40.291	32.271	285.5							
3	2'06.609	26.990	28.770	39.062	31.787	301.8							
4	2'05.617	26.710	28.600	38.771	31.536	313.4							
5	2'14.579	31.072	28.852	41.072	33.583	314.8							
6	2'05.299	26.889	28.511	38.452	31.447	293.3							

**Fastest Lap:** Maverick VIÑALES Team SUZUKI ECST SPA 2'01.146 25.312 27.725 37.491 30.618

These data/results cannot be reproduced, stored and/or transmitted in whole or in part by any manner of electronic, mechanical, photocopying, recording, broadcasting or otherwise now known or herein after developed without the previous express consent by the copyright owner, except for reproduction in daily press and regular printed publications on sale to the public within 60 days of the event related to those data/results and always provided that copyright symbol appears together as follows below.  
 © DORNA, 2016





5543 m.

## SHELL MALAYSIA MOTORCYCLE GRAND PRIX

## Official Starting Grid

Race : 20 laps = 110.86 km



1	<b>1</b> 2'11.485 <b>4 Andrea DOVIZIOSO</b> Ducati	<b>2</b> 2'11.731 <b>46 Valentino ROSSI</b> Yamaha	<b>3</b> 2'11.787 <b>99 Jorge LORENZO</b> Yamaha
2	<b>4</b> 2'11.874 <b>93 Marc MARQUEZ</b> Honda	<b>5</b> 2'12.558 <b>35 Cal CRUTCHLOW</b> Honda	<b>6</b> 2'12.598 <b>29 Andrea IANNONE</b> Ducati
3	<b>7</b> 2'12.869 <b>41 Aleix ESPARGARO</b> Suzuki	<b>8</b> 2'12.981 <b>25 Maverick VIÑALES</b> Suzuki	<b>9</b> 2'13.325 <b>19 Alvaro BAUTISTA</b> Aprilia
4	<b>10</b> 2'13.452 <b>76 Loris BAZ</b> Ducati	<b>11</b> 2'13.707 <b>44 Pol ESPARGARO</b> Yamaha	<b>12</b> 2'13.973 <b>8 Hector BARBERA</b> Ducati
5	<b>13</b> 2'12.898 <b>38 Bradley SMITH</b> Yamaha	<b>14</b> 2'12.907 <b>43 Jack MILLER</b> Honda	<b>15</b> 2'13.776 <b>9 Danilo PETRUCCI</b> Ducati
6	<b>16</b> 2'13.850 <b>6 Stefan BRADL</b> Aprilia	<b>17</b> 2'14.179 <b>7 Hiroshi AOYAMA</b> Honda	<b>18</b> 2'14.433 <b>45 Scott REDDING</b> Ducati
7	<b>19</b> 2'14.769 <b>50 Eugene LAVERTY</b> Ducati	<b>20</b> 2'14.786 <b>68 Yonny HERNANDEZ</b> Ducati	<b>21</b> 2'15.894 <b>53 Tito RABAT</b> Honda

The results are provisional until the end of the limit for protest and appeals and until the ratification of the Event Management Committee.

Time limit for protest expires 60' at the latest after publication of the results - Mr. .... Time: .....

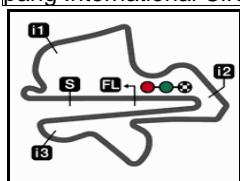
These data/results cannot be reproduced, stored and/or transmitted in whole or in part by any manner of electronic, mechanical, photocopying, recording, broadcasting or otherwise now known or herein after developed without the previous express consent by the copyright owner, except for reproduction in daily press and regular printed publications on sale to the public within 60 days of the event related to those data/results and always provided that copyright symbol appears together as follows below.

© DORNA, 2016

Official MotoGP Timing by TISSOT  
www.motogp.com

Sepang, Sunday, October 30, 2016





5543 m.

## SHELL MALAYSIA MOTORCYCLE GRAND PRIX

## Warm Up

## Best Partial Times

MotoGP

IT Ideal Lap Time, sum of the best partial times

BT Best Lap Time

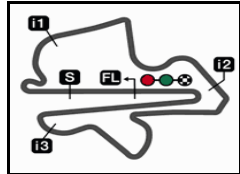
T1		T2		T3		T4				IT	BT	
Pos	Rider	Time	Rider	Time	Rider	Time	Rider	Time	Pos	Rider	IT	BT
1	A.IANNONE	25.202	M.VIÑALES	27.725	M.MARQUEZ	37.374	A.IANNONE	30.508	1	<b>M.VIÑALES</b>	2'01.146	2'01.146 (1)
2	<b>J.LORENZO</b>	<b>25.265</b>	<b>M.MARQUEZ</b>	<b>27.775</b>	<b>M.VIÑALES</b>	<b>37.491</b>	<b>A.DOVIZIOSO</b>	<b>30.597</b>	2	<b>A.IANNONE</b>	2'01.185	2'01.353 (2)
3	M.VIÑALES	25.312	A.DOVIZIOSO	27.834	A.IANNONE	37.549	M.VIÑALES	30.618	3	<b>M.MARQUEZ</b>	2'01.260	2'01.591 (3)
4	<b>C.CRUTCHLOW</b>	<b>25.363</b>	<b>P.ESPARGARO</b>	<b>27.835</b>	<b>C.CRUTCHLOW</b>	<b>37.583</b>	<b>M.MARQUEZ</b>	<b>30.677</b>	4	<b>A.DOVIZIOSO</b>	2'01.542	2'01.650 (4)
5	M.MARQUEZ	25.434	C.CRUTCHLOW	27.862	A.DOVIZIOSO	37.665	J.LORENZO	30.696	5	<b>J.LORENZO</b>	2'01.701	2'01.701 (5)
6	<b>A.DOVIZIOSO</b>	<b>25.446</b>	<b>S.BRADL</b>	<b>27.898</b>	<b>J.LORENZO</b>	<b>37.691</b>	<b>P.ESPARGARO</b>	<b>30.819</b>	6	<b>C.CRUTCHLOW</b>	2'01.737	2'01.790 (6)
7	B.SMITH	25.507	D.PETRUCCI	27.911	D.PETRUCCI	37.731	A.BAUTISTA	30.847	7	<b>P.ESPARGAR</b>	2'02.144	2'02.220 (8)
8	<b>S.REDDING</b>	<b>25.531</b>	<b>A.IANNONE</b>	<b>27.926</b>	<b>S.BRADL</b>	<b>37.840</b>	<b>B.SMITH</b>	<b>30.886</b>	8	<b>D.PETRUCCI</b>	2'02.165	2'02.165 (7)
9	J.MILLER	25.543	Y.HERNANDEZ	27.970	P.ESPARGARO	37.867	D.PETRUCCI	30.893	9	<b>S.BRADL</b>	2'02.398	2'02.542 (10)
10	<b>A.BAUTISTA</b>	<b>25.563</b>	<b>B.SMITH</b>	<b>28.033</b>	<b>A.BAUTISTA</b>	<b>37.882</b>	<b>C.CRUTCHLOW</b>	<b>30.929</b>	10	<b>B.SMITH</b>	2'02.421	2'02.436 (9)
11	P.ESPARGARO	25.623	J.LORENZO	28.049	V.ROSSI	37.925	E.LAVERTY	30.971	11	<b>A.BAUTISTA</b>	2'02.459	2'02.576 (11)
12	<b>D.PETRUCCI</b>	<b>25.630</b>	<b>V.ROSSI</b>	<b>28.050</b>	<b>H.BARBERA</b>	<b>37.954</b>	<b>S.BRADL</b>	<b>30.976</b>	12	<b>S.REDDING</b>	2'02.637	2'02.694 (12)
13	V.ROSSI	25.667	S.REDDING	28.068	B.SMITH	37.995	S.REDDING	30.980	13	<b>V.ROSSI</b>	2'02.673	2'03.189 (16)
14	<b>A.ESPARGARO</b>	<b>25.671</b>	<b>J.MILLER</b>	<b>28.085</b>	<b>Y.HERNANDEZ</b>	<b>37.995</b>	<b>V.ROSSI</b>	<b>31.031</b>	14	<b>J.MILLER</b>	2'02.770	2'02.932 (14)
15	E.LAVERTY	25.679	H.BARBERA	28.098	S.REDDING	38.058	J.MILLER	31.043	15	<b>E.LAVERTY</b>	2'02.852	2'03.177 (15)
16	<b>S.BRADL</b>	<b>25.684</b>	<b>E.LAVERTY</b>	<b>28.129</b>	<b>E.LAVERTY</b>	<b>38.073</b>	<b>A.ESPARGARO</b>	<b>31.125</b>	16	<b>Y.HERNANDEZ</b>	2'02.853	2'02.876 (13)
17	Y.HERNANDEZ	25.701	A.ESPARGARO	28.136	J.MILLER	38.099	H.BARBERA	31.127	17	<b>A.ESPARGAR</b>	2'03.112	2'03.402 (17)
18	<b>T.RABAT</b>	<b>25.801</b>	<b>A.BAUTISTA</b>	<b>28.167</b>	<b>A.ESPARGARO</b>	<b>38.180</b>	<b>H.AOYAMA</b>	<b>31.143</b>	18	<b>H.BARBERA</b>	2'03.159	2'03.439 (18)
19	H.AOYAMA	25.819	H.AOYAMA	28.290	H.AOYAMA	38.354	Y.HERNANDEZ	31.187	19	<b>H.AOYAMA</b>	2'03.606	2'03.633 (19)
20	<b>H.BARBERA</b>	<b>25.980</b>	<b>T.RABAT</b>	<b>28.411</b>	<b>T.RABAT</b>	<b>38.399</b>	<b>L.BAZ</b>	<b>31.447</b>	20	<b>T.RABAT</b>	2'04.185	2'04.291 (20)
21	L.BAZ	26.710	L.BAZ	28.511	L.BAZ	38.452	T.RABAT	31.574	21	<b>L.BAZ</b>	2'05.120	2'05.299 (21)

These data/results cannot be reproduced, stored and/or transmitted in whole or in part by any manner of electronic, mechanical, photocopying, recording, broadcasting or otherwise now known or herein after developed without the previous express consent by the copyright owner, except for reproduction in daily press and regular printed publications on sale to the public within 60 days of the event related to those data/results and always provided that copyright symbol appears together as follows below.

© DORNA, 2016

Official MotoGP Timing by TISSOT  
www.motogp.com






5543 m.

## SHELL MALAYSIA MOTORCYCLE GRAND PRIX

## Warm Up

## Fastest Laps Sequence

<i>Practice Time</i>	 <i>Rider</i>	<i>Nation</i>	<i>Motorcycle</i>	<i>Time</i>	<i>Km/h</i>	<i>Rider's Lap</i>
4'28.673	43 Jack MILLER	AUS	HONDA	2'10.211	153.2	2
4'29.080	76 Loris BAZ	FRA	DUCATI	2'08.836	154.8	2
4'45.086	44 Pol ESPARGARO	SPA	YAMAHA	2'08.731	155.0	2
6'35.157	43 Jack MILLER	AUS	HONDA	2'06.484	157.7	3
6'50.468	19 Alvaro BAUTISTA	SPA	APRILIA	2'06.483	157.7	3
6'50.964	44 Pol ESPARGARO	SPA	YAMAHA	2'05.878	158.5	3
7'17.181	50 Eugene LAVERTY	IRL	DUCATI	2'05.790	158.6	3
7'31.379	35 Cal CRUTCHLOW	GBR	HONDA	2'05.123	159.4	3
8'52.118	93 Marc MARQUEZ	SPA	HONDA	2'04.161	160.7	4
9'37.247	9 Danilo PETRUCCI	ITA	DUCATI	2'03.998	160.9	4
9'43.446	45 Scott REDDING	GBR	DUCATI	2'03.630	161.4	3
10'46.576	25 Maverick VIÑALES	SPA	SUZUKI	2'02.867	162.4	5
11'46.207	45 Scott REDDING	GBR	DUCATI	2'02.761	162.5	4
12'55.232	29 Andrea IANNONE	ITA	DUCATI	2'02.625	162.7	5
12'58.094	93 Marc MARQUEZ	SPA	HONDA	2'02.306	163.1	6
17'01.406	25 Maverick VIÑALES	SPA	SUZUKI	2'01.982	163.5	8
17'01.719	29 Andrea IANNONE	ITA	DUCATI	2'01.602	164.0	7
17'02.267	93 Marc MARQUEZ	SPA	HONDA	2'01.591	164.1	8
21'06.524	25 Maverick VIÑALES	SPA	SUZUKI	2'01.146	164.7	10

These data/results cannot be reproduced, stored and/or transmitted in whole or in part by any manner of electronic, mechanical, photocopying, recording, broadcasting or otherwise now known or herein after developed without the previous express consent by the copyright owner, except for reproduction in daily press and regular printed publications on sale to the public within 60 days of the event related to those data/results and always provided that copyright symbol appears together as follows below.

© DORNA, 2016

Official MotoGP Timing by TISSOT  
www.motogp.com

Sepang, Sunday, October 30, 2016

