


# MOTUL TT ASSEN

## Warm Up

### Classification

|  | Rider                 | Nation | Team                          | Motorcycle | Time            | Lap Total | Gap         | Top Speed    |
|---|-----------------------|--------|-------------------------------|------------|-----------------|-----------|-------------|--------------|
| 1   | 30 Takaaki NAKAGAMI   | JPN    | IDEMITSU Honda Team Asia      | KALEX      | <b>1'38.033</b> | 10 12     |             | <b>250.4</b> |
| 2   | 22 Sam LOWES          | GBR    | Federal Oil Gresini Moto2     | KALEX      | <b>1'38.262</b> | 9 11      | 0.229 0.229 | <b>251.8</b> |
| 3   | 5 Johann ZARCO        | FRA    | Ajo Motorsport                | KALEX      | <b>1'38.435</b> | 10 12     | 0.402 0.173 | <b>249.7</b> |
| 4   | 21 Franco MORBIDELLI  | ITA    | Estrella Galicia 0,0 Marc VDS | KALEX      | <b>1'38.446</b> | 8 12      | 0.413 0.011 | <b>251.9</b> |
| 5   | 12 Thomas LUTHI       | SWI    | Garage Plus Interwetten       | KALEX      | <b>1'38.515</b> | 12 12     | 0.482 0.069 | <b>250.9</b> |
| 6   | 44 Miguel OLIVEIRA    | POR    | Leopard Racing                | KALEX      | <b>1'38.629</b> | 12 12     | 0.596 0.114 | <b>254.5</b> |
| 7   | 94 Jonas FOLGER       | GER    | Dynavolt Intact GP            | KALEX      | <b>1'38.808</b> | 7 7       | 0.775 0.179 | <b>249.4</b> |
| 8   | 73 Alex MARQUEZ       | SPA    | Estrella Galicia 0,0 Marc VDS | KALEX      | <b>1'38.826</b> | 11 12     | 0.793 0.018 | <b>250.4</b> |
| 9   | 77 Dominique AEGERTER | SWI    | CarXpert Interwetten          | KALEX      | <b>1'38.897</b> | 9 10      | 0.864 0.071 | <b>250.8</b> |
| 10  | 40 Alex RINS          | SPA    | Paginas Amarillas HP 40       | KALEX      | <b>1'38.957</b> | 7 10      | 0.924 0.060 | <b>248.5</b> |
| 11  | 19 Xavier SIMEON      | BEL    | QMMF Racing Team              | SPEED UP   | <b>1'39.036</b> | 12 12     | 1.003 0.079 | <b>247.3</b> |
| 12  | 60 Julian SIMON       | SPA    | QMMF Racing Team              | SPEED UP   | <b>1'39.065</b> | 11 12     | 1.032 0.029 | <b>247.4</b> |
| 13  | 49 Axel PONS          | SPA    | AGR Team                      | KALEX      | <b>1'39.160</b> | 9 12      | 1.127 0.095 | <b>251.0</b> |
| 14  | 7 Lorenzo BALDASSARRI | ITA    | Forward Team                  | KALEX      | <b>1'39.168</b> | 4 12      | 1.135 0.008 | <b>245.1</b> |
| 15  | 10 Luca MARINI        | ITA    | Forward Team                  | KALEX      | <b>1'39.169</b> | 9 12      | 1.136 0.001 | <b>250.9</b> |
| 16  | 52 Danny KENT         | GBR    | Leopard Racing                | KALEX      | <b>1'39.189</b> | 7 12      | 1.156 0.020 | <b>248.5</b> |
| 17  | 55 Hafizh SYAHRIN     | MAL    | Petronas Raceline Malaysia    | KALEX      | <b>1'39.330</b> | 6 10      | 1.297 0.141 | <b>252.8</b> |
| 18  | 11 Sandro CORTESE     | GER    | Dynavolt Intact GP            | KALEX      | <b>1'39.331</b> | 10 10     | 1.298 0.001 | <b>251.9</b> |
| 19  | 2 Jesko RAFFIN        | SWI    | Sports-Millions-EMWE-SAG      | KALEX      | <b>1'39.621</b> | 10 12     | 1.588 0.290 | <b>249.5</b> |
| 20  | 24 Simone CORSI       | ITA    | Speed Up Racing               | SPEED UP   | <b>1'39.930</b> | 4 8       | 1.897 0.309 | <b>245.3</b> |
| 21  | 32 Isaac VIÑALES      | SPA    | Tech 3 Racing                 | TECH 3     | <b>1'40.058</b> | 10 12     | 2.025 0.128 | <b>250.6</b> |
| 22  | 87 Remy GARDNER       | AUS    | Tasca Racing Scuderia Moto2   | KALEX      | <b>1'40.075</b> | 11 12     | 2.042 0.017 | <b>253.1</b> |
| 23  | 57 Edgar PONS         | SPA    | Paginas Amarillas HP 40       | KALEX      | <b>1'40.150</b> | 10 10     | 2.117 0.075 | <b>250.6</b> |
| 24  | 54 Mattia PASINI      | ITA    | Italtrans Racing Team         | KALEX      | <b>1'40.292</b> | 8 8       | 2.259 0.142 | <b>246.0</b> |
| 25  | 97 Xavi VIERGE        | SPA    | Tech 3 Racing                 | TECH 3     | <b>1'40.401</b> | 9 12      | 2.368 0.109 | <b>245.2</b> |
| 26  | 23 Marcel SCHROTTER   | GER    | AGR Team                      | KALEX      | <b>1'40.402</b> | 10 10     | 2.369 0.001 | <b>247.5</b> |
| 27  | 70 Robin MULHAUSER    | SWI    | CarXpert Interwetten          | KALEX      | <b>1'40.656</b> | 12 12     | 2.623 0.254 | <b>247.0</b> |

Practice condition: Dry

Air: 16°

Humidity: 84%

Ground: 19°

|                            |         |                         |                 |            |
|----------------------------|---------|-------------------------|-----------------|------------|
| <b>Fastest Lap:</b>        | Lap: 10 | <b>Takaaki NAKAGAMI</b> | <b>1'38.033</b> | 166.7 Km/h |
| <b>Circuit Record Lap:</b> | 2015    | <b>Tito RABAT</b>       | <b>1'37.449</b> | 167.7 Km/h |
| <b>Circuit Best Lap:</b>   | 2015    | <b>Johann ZARCO</b>     | <b>1'36.346</b> | 169.7 Km/h |

The results are provisional until the end of the limit for protest and appeals.

Time limit for protest expires 30' after publication of the results - Mr. .... Time: .....

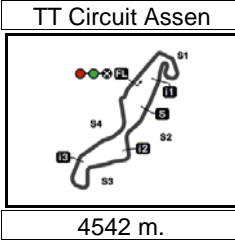
These data/results cannot be reproduced, stored and/or transmitted in whole or in part by any manner of electronic, mechanical, photocopying, recording, broadcasting or otherwise now known or herein after developed without the previous express consent by the copyright owner, except for reproduction in daily press and regular printed publications on sale to the public within 60 days of the event related to those data/results and always provided that copyright symbol appears together as follows below.

© DORNA, 2016

Official MotoGP Timing by TISSOT  
www.motogp.com

Assen, Sunday, June 26, 2016





## MOTUL TT ASSEN

Warm Up

Top Speed &amp; Average

26



| Rider                 | Nation | Motorcycle | Top 5 speeds |       |       |       |       | Average | Top   |
|-----------------------|--------|------------|--------------|-------|-------|-------|-------|---------|-------|
| 44 Miguel OLIVEIRA    | POR    | KALEX      | 254.5        | 250.2 | 248.7 | 246.5 | 246.1 | 249.2   | 254.5 |
| 87 Remy GARDNER       | AUS    | KALEX      | 253.1        | 253.0 | 250.5 | 250.1 | 250.0 | 251.3   | 253.1 |
| 55 Hafizh SYAHRIN     | MAL    | KALEX      | 252.8        | 250.6 | 249.8 | 249.4 | 248.9 | 250.3   | 252.8 |
| 11 Sandro CORTESE     | GER    | KALEX      | 251.9        | 251.5 | 250.9 | 250.7 | 249.7 | 250.9   | 251.9 |
| 21 Franco MORBIDELLI  | ITA    | KALEX      | 251.9        | 251.6 | 250.7 | 250.3 | 249.9 | 250.9   | 251.9 |
| 22 Sam LOWES          | GBR    | KALEX      | 251.8        | 250.0 | 248.4 | 247.0 | 245.7 | 248.6   | 251.8 |
| 49 Axel PONS          | SPA    | KALEX      | 251.0        | 251.0 | 250.5 | 249.5 | 249.4 | 250.3   | 251.0 |
| 10 Luca MARINI        | ITA    | KALEX      | 250.9        | 250.4 | 249.8 | 249.4 | 249.3 | 250.0   | 250.9 |
| 12 Thomas LUTHI       | SWI    | KALEX      | 250.9        | 250.8 | 250.6 | 250.4 | 250.4 | 250.6   | 250.9 |
| 77 Dominique AEGERTER | SWI    | KALEX      | 250.8        | 249.8 | 249.3 | 247.8 | 247.5 | 249.0   | 250.8 |
| 32 Isaac VIÑALES      | SPA    | TECH 3     | 250.6        | 249.0 | 248.5 | 248.1 | 247.4 | 248.7   | 250.6 |
| 57 Edgar PONS         | SPA    | KALEX      | 250.6        | 249.7 | 248.5 | 247.9 | 246.2 | 248.6   | 250.6 |
| 30 Takaaki NAKAGAMI   | JPN    | KALEX      | 250.4        | 249.7 | 249.4 | 249.4 | 249.3 | 249.6   | 250.4 |
| 73 Alex MARQUEZ       | SPA    | KALEX      | 250.4        | 250.2 | 250.1 | 249.9 | 249.8 | 250.1   | 250.4 |
| 5 Johann ZARCO        | FRA    | KALEX      | 249.7        | 248.3 | 248.2 | 248.2 | 247.9 | 248.5   | 249.7 |
| 2 Jesko RAFFIN        | SWI    | KALEX      | 249.5        | 249.5 | 249.0 | 249.0 | 248.9 | 249.2   | 249.5 |
| 94 Jonas FOLGER       | GER    | KALEX      | 249.4        | 248.2 | 248.1 | 247.8 | 246.8 | 248.1   | 249.4 |
| 40 Alex RINS          | SPA    | KALEX      | 248.5        | 248.2 | 247.5 | 247.3 | 247.2 | 247.7   | 248.5 |
| 52 Danny KENT         | GBR    | KALEX      | 248.5        | 248.4 | 248.4 | 247.7 | 246.5 | 247.9   | 248.5 |
| 23 Marcel SCHROTTER   | GER    | KALEX      | 247.5        | 247.3 | 246.3 | 245.3 | 245.1 | 246.3   | 247.5 |
| 60 Julian SIMON       | SPA    | SPEED UP   | 247.4        | 247.4 | 247.3 | 247.2 | 246.8 | 247.2   | 247.4 |
| 19 Xavier SIMEON      | BEL    | SPEED UP   | 247.3        | 245.5 | 245.4 | 244.4 | 244.3 | 245.4   | 247.3 |
| 70 Robin MULHAUSER    | SWI    | KALEX      | 247.0        | 246.6 | 246.6 | 245.9 | 245.9 | 246.4   | 247.0 |
| 54 Mattia PASINI      | ITA    | KALEX      | 246.0        | 245.7 | 245.7 | 245.6 | 243.9 | 245.4   | 246.0 |
| 24 Simone CORSI       | ITA    | SPEED UP   | 245.3        | 245.1 | 244.8 | 244.5 | 241.3 | 244.2   | 245.3 |
| 97 Xavi VIERGE        | SPA    | TECH 3     | 245.2        | 244.8 | 243.7 | 243.1 | 243.0 | 244.0   | 245.2 |
| 7 Lorenzo BALDASSARRI | ITA    | KALEX      | 245.1        | 245.0 | 244.7 | 244.2 | 244.1 | 244.6   | 245.1 |

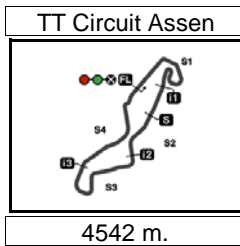
These data/results cannot be reproduced, stored and/or transmitted in whole or in part by any manner of electronic, mechanical, photocopying, recording, broadcasting or otherwise now known or herein after developed without the previous express consent by the copyright owner, except for reproduction in daily press and regular printed publications on sale to the public within 60 days of the event related to those data/results and always provided that copyright symbol appears together as follows below.

© DORNA, 2016

Official MotoGP Timing by TISSOT  
www.motogp.com

Assen, Sunday, June 26, 2016





Results and timing service provided by TISSOT

Moto2

MOTUL TT ASSEN

Warm Up

Chronological Analysis of Performances

27

\* Lap / Sector time cancelled      T1 Time from finish line to 1st intermed.      T3 Time from 2nd intermed. to 3rd intermed.  
P Crossing the finish line in pit lane      T2 Time from 1st intermed. to 2nd intermed.      T4 Time from 3rd intermediate to finish line

| Lap  | Lap Time        | T1            | T2            | T3            | T4            | Speed        | Lap  | Lap Time        | T1            | T2            | T3            | T4            | Speed        |
|--|-----------------|---------------|---------------|---------------|---------------|--------------|--|-----------------|---------------|---------------|---------------|---------------|--------------|
| <b>1st 30 Takaaki NAKAGAMI</b> IDEMITSU Honda Te JPN |                 |               |               |               |               |              | <b>5th 12 Thomas LUTHI</b> Garage Plus Interwett SWI |                 |               |               |               |               |              |
| Runs=1 Total laps=12 Full laps=11                    |                 |               |               |               |               |              | Runs=1 Total laps=12 Full laps=11                    |                 |               |               |               |               |              |
| 1  | 2'25.641        | 1'16.266      | 16.297        | 29.455        | 23.623        | 245.3        | 1  | 2'31.381        | 1'23.268      | 15.905        | 29.041        | 23.167        | 245.2        |
| 2  | <b>1'39.383</b> | 33.140        | 15.408        | 28.305        | 22.530        | 249.4        | 2  | <b>1'39.546</b> | 32.993        | 15.353        | 28.447        | 22.753        | 249.0        |
| 3  | <b>1'38.590</b> | 32.727        | 15.250        | 28.149        | 22.464        | 249.1        | 3  | <b>1'39.315</b> | 32.927        | 15.403        | 28.361        | 22.624        | 245.8        |
| 4  | <b>1'38.434</b> | 32.446        | 15.144        | <u>28.117</u> | 22.727        | <u>250.4</u> | 4  | <b>1'39.013</b> | <u>32.546</u> | 15.239        | 28.308        | 22.920        | 250.3        |
| 5  | <b>1'57.196</b> | 44.381        | 20.532        | 29.324        | 22.959        | 151.4        | 5  | <b>1'40.073</b> | 33.496        | 15.511        | 28.318        | 22.748        | 242.4        |
| 6  | <b>1'39.125</b> | 32.915        | 15.316        | 28.379        | 22.515        | 248.1        | 6  | <b>1'38.735</b> | 32.605        | 15.138        | 28.258        | 22.734        | 250.4        |
| 7  | <b>1'38.261</b> | <u>32.311</u> | 15.143        | 28.412        | <u>22.395</u> | 249.3        | 7  | <b>1'38.910</b> | 32.564        | 15.224        | 28.244        | 22.878        | 250.8        |
| 8  | <b>1'38.546</b> | 32.362        | 15.176        | 28.311        | 22.697        | 249.7        | 8  | <b>1'39.544</b> | 32.969        | 15.314        | 28.436        | 22.825        | 249.1        |
| 9  | <b>1'38.496</b> | 32.532        | 15.215        | 28.281        | 22.468        | 248.4        | 9  | <b>1'38.721</b> | 32.688        | <u>15.121</u> | 28.308        | 22.604        | <u>250.9</u> |
| 10   | <u>1'38.033</u> | 32.334        | <u>15.085</u> | 28.195        | 22.419        | 249.4        | 10   | <b>1'38.616</b> | 32.637        | 15.161        | 28.247        | <u>22.571</u> | 250.4        |
| 11   | <b>1'59.636</b> | 33.945        | 22.044        | 39.543        | 24.104        | 128.4        | 11   | <b>1'54.053</b> | 42.507        | 17.634        | 31.152        | 22.760        | 193.8        |
| 12   | <b>1'40.942</b> | 33.367        | 15.551        | 29.007        | 23.017        | 249.0        | 12   | <u>1'38.515</u> | 32.573        | 15.137        | <u>28.177</u> | 22.628        | 250.6        |
| <b>2nd 22 Sam LOWES</b> Federal Oil Gresini M GBR    |                 |               |               |               |               |              | <b>6th 44 Miguel OLIVEIRA</b> Leopard Racing POR     |                 |               |               |               |               |              |
| Runs=2 Total laps=11 Full laps=8                     |                 |               |               |               |               |              | Runs=1 Total laps=12 Full laps=11                    |                 |               |               |               |               |              |
| 1  | 1'55.461        | 47.125        | 16.007        | 29.016        | 23.313        | 243.9        | 1  | 2'42.310        | 1'31.939      | 16.366        | 29.933        | 24.072        | 241.7        |
| 2  | <b>1'43.252</b> | 35.783        | 15.608        | 28.768        | 23.093        | 243.2        | 2  | <b>1'41.709</b> | 33.905        | 15.682        | 29.038        | 23.084        | 245.5        |
| 3  | <b>1'40.236</b> | 33.197        | 15.573        | 28.668        | 22.798        | 247.0        | 3  | <b>1'40.518</b> | 33.040        | 15.507        | 28.907        | 23.064        | 243.4        |
| 4  | 1'56.451 P      | 40.822        | 16.365        | 29.263        | 30.001        | 240.7        | 4  | <b>1'40.198</b> | 33.101        | 15.512        | 28.724        | 22.861        | 245.1        |
| 5  | 3'38.333        | 2'25.595      | 17.876        | 32.075        | 22.787        | 176.6        | 5  | <b>1'40.003</b> | 32.736        | 15.594        | 28.714        | 22.959        | 245.8        |
| 6  | <b>1'47.101</b> | 36.147        | 19.610        | 28.659        | 22.685        | 154.9        | 6  | <b>1'39.817</b> | 32.991        | 15.422        | 28.527        | 22.877        | 245.2        |
| 7  | <b>1'38.593</b> | 32.641        | 15.224        | 28.157        | 22.571        | 245.7        | 7  | <b>1'39.658</b> | 32.810        | 15.407        | 28.613        | 22.828        | 246.5        |
| 8  | <b>1'45.166</b> | 34.668        | 19.223        | 28.586        | 22.689        | 175.7        | 8  | <b>1'39.512</b> | 32.777        | 15.343        | 28.531        | 22.861        | 245.2        |
| 9  | <u>1'38.262</u> | <u>32.316</u> | 15.364        | <u>28.058</u> | <u>22.524</u> | <u>251.8</u> | 9  | <b>1'39.393</b> | 32.701        | 15.374        | 28.494        | 22.824        | 248.7        |
| 10   | <b>1'38.652</b> | 32.574        | <u>15.158</u> | 28.187        | 22.733        | 250.0        | 10   | <b>1'43.182</b> | 32.747        | 15.568        | 31.998        | 22.869        | 246.1        |
| 11   | <b>1'38.660</b> | 32.666        | 15.218        | 28.197        | 22.579        | 248.4        | 11   | <b>1'38.967</b> | 32.617        | 15.305        | 28.363        | 22.682        | <u>254.5</u> |
| <b>3rd 5 Johann ZARCO</b> Ajo Motorsport FRA         |                 |               |               |               |               |              | <b>7th 94 Jonas FOLGER</b> Dynavolt Intact GP GER    |                 |               |               |               |               |              |
| Runs=1 Total laps=12 Full laps=11                    |                 |               |               |               |               |              | Runs=2 Total laps=7 Full laps=4                      |                 |               |               |               |               |              |
| 1  | 2'35.201        | 1'26.267      | 16.090        | 29.198        | 23.646        | 244.7        | 1  | 2'36.422        | 1'28.131      | 15.894        | 29.332        | 23.065        | 245.8        |
| 2  | <b>1'39.988</b> | 33.254        | 15.449        | 28.451        | 22.834        | 248.2        |  |                 |               |               |               |               |              |
| 3  | <b>1'38.978</b> | 32.777        | 15.278        | 28.308        | 22.615        | 248.2        |  |                 |               |               |               |               |              |
| 4  | <b>1'38.707</b> | 32.549        | 15.261        | 28.225        | 22.672        | 247.5        |  |                 |               |               |               |               |              |
| 5  | <b>1'39.721</b> | 32.860        | 15.432        | 28.458        | 22.971        | 247.7        |  |                 |               |               |               |               |              |
| 6  | <b>1'38.819</b> | 32.651        | 15.333        | 28.201        | 22.634        | 247.0        |  |                 |               |               |               |               |              |
| 7  | <b>1'38.851</b> | 32.663        | 15.296        | 28.282        | 22.610        | 247.8        |  |                 |               |               |               |               |              |
| 8  | <b>1'38.556</b> | <u>32.455</u> | 15.274        | 28.322        | 22.505        | 247.9        |  |                 |               |               |               |               |              |
| 9  | <b>1'38.953</b> | 32.745        | 15.382        | 28.286        | 22.540        | 246.4        |  |                 |               |               |               |               |              |
| 10   | <u>1'38.435</u> | 32.503        | <u>15.198</u> | 28.246        | <u>22.488</u> | <u>249.7</u> |  |                 |               |               |               |               |              |
| 11   | <b>1'38.500</b> | 32.488        | 15.237        | <u>28.200</u> | 22.575        | 248.3        |  |                 |               |               |               |               |              |
| 12   | <b>1'54.746</b> | 44.569        | 18.562        | 28.790        | 22.825        | 171.2        |  |                 |               |               |               |               |              |

**Fastest Lap:** Takaaki NAKAGAMI IDEMITSU Honda Te JPN **1'38.033** 32.334 15.085 28.195 22.419

These data/results cannot be reproduced, stored and/or transmitted in whole or in part by any manner of electronic, mechanical, photocopying, recording, broadcasting or otherwise now known or herein after developed without the previous express consent by the copyright owner, except for reproduction in daily press and regular printed publications on sale to the public within 60 days of the event related to those data/results and always provided that copyright symbol appears together as follows below.  
© DORNA, 2016



## Warm Up

## Moto2

| Lap | Lap Time        | T1       | T2     | T3     | T4     | Speed | Lap | Lap Time        | T1     | T2     | T3     | T4     | Speed |
|-----|-----------------|----------|--------|--------|--------|-------|-----|-----------------|--------|--------|--------|--------|-------|
| 2   | <b>1'39.773</b> | 33.016   | 15.387 | 28.576 | 22.794 | 249.4 | 7   | <b>1'39.322</b> | 32.914 | 15.387 | 28.377 | 22.644 | 244.3 |
| 3   | 1'47.916 P      | 35.271   | 15.902 | 29.110 | 27.633 | 246.5 | 8   | <b>1'39.499</b> | 32.937 | 15.414 | 28.463 | 22.685 | 244.4 |
| 4   | 9'08.340        | 7'59.197 | 15.548 | 30.460 | 23.135 | 246.8 | 9   | <b>1'39.312</b> | 32.767 | 15.398 | 28.372 | 22.775 | 245.4 |
| 5   | <b>1'39.600</b> | 32.733   | 15.444 | 28.598 | 22.825 | 247.8 | 10  | <b>1'41.979</b> | 32.672 | 15.956 | 30.001 | 23.350 | 241.6 |
| 6   | <b>1'39.547</b> | 32.823   | 15.301 | 28.600 | 22.823 | 248.2 | 11  | <b>1'39.268</b> | 32.686 | 15.372 | 28.486 | 22.724 | 243.1 |
| 7   | <b>1'38.808</b> | 32.564   | 15.231 | 28.396 | 22.617 | 248.1 | 12  | <b>1'39.036</b> | 32.648 | 15.358 | 28.352 | 22.678 | 242.8 |

| 8th |                 | <b>73</b> | Alex MARQUEZ  | Estrella Galicia 0,0 M | SPA    |       |
|-----|-----------------|-----------|---------------|------------------------|--------|-------|
|     |                 | Runs=1    | Total laps=12 | Full laps=11           |        |       |
| 1   | 2'37.195        | 1'28.655  | 15.794        | 29.298                 | 23.448 | 247.1 |
| 2   | <b>1'40.231</b> | 33.404    | 15.418        | 28.450                 | 22.959 | 250.4 |
| 3   | <b>1'39.468</b> | 32.967    | 15.319        | 28.260                 | 22.922 | 249.8 |
| 4   | <b>1'39.097</b> | 32.810    | 15.291        | 28.153                 | 22.843 | 249.9 |
| 5   | <b>1'38.971</b> | 32.806    | 15.239        | 28.221                 | 22.705 | 247.7 |
| 6   | <b>1'45.022</b> | 35.493    | 16.082        | 30.153                 | 23.294 | 243.9 |
| 7   | <b>1'39.677</b> | 32.972    | 15.429        | 28.423                 | 22.853 | 249.0 |
| 8   | <b>1'39.262</b> | 32.695    | 15.403        | 28.295                 | 22.869 | 246.9 |
| 9   | <b>1'39.234</b> | 32.882    | 15.265        | 28.281                 | 22.806 | 249.0 |
| 10  | <b>1'47.081</b> | 38.169    | 15.964        | 29.963                 | 22.985 | 237.0 |
| 11  | <b>1'38.826</b> | 32.671    | 15.249        | 28.207                 | 22.699 | 250.1 |
| 12  | <b>1'39.043</b> | 32.755    | 15.200        | 28.337                 | 22.751 | 250.2 |

| 12th |                 | <b>60</b> | Julian SIMON  | QMMF Racing Team | SPA    |       |
|------|-----------------|-----------|---------------|------------------|--------|-------|
|      |                 | Runs=1    | Total laps=12 | Full laps=11     |        |       |
| 1    | 2'27.101        | 1'18.391  | 15.855        | 29.239           | 23.616 | 241.5 |
| 2    | <b>1'40.273</b> | 33.244    | 15.383        | 28.554           | 23.092 | 246.7 |
| 3    | <b>1'39.766</b> | 33.067    | 15.360        | 28.403           | 22.936 | 247.2 |
| 4    | <b>1'39.453</b> | 32.785    | 15.338        | 28.480           | 22.850 | 247.4 |
| 5    | <b>1'43.070</b> | 32.790    | 15.499        | 31.152           | 23.629 | 245.3 |
| 6    | <b>1'39.419</b> | 32.639    | 15.309        | 28.570           | 22.901 | 246.8 |
| 7    | <b>1'39.739</b> | 32.812    | 15.408        | 28.623           | 22.896 | 246.6 |
| 8    | <b>1'50.484</b> | 37.967    | 17.657        | 29.164           | 25.696 | 229.2 |
| 9    | <b>1'39.253</b> | 32.729    | 15.302        | 28.472           | 22.750 | 247.3 |
| 10   | <b>1'47.025</b> | 37.223    | 16.865        | 28.954           | 23.983 | 230.1 |
| 11   | <b>1'39.065</b> | 32.622    | 15.286        | 28.424           | 22.733 | 246.1 |
| 12   | <b>1'39.112</b> | 32.589    | 15.193        | 28.523           | 22.807 | 247.4 |

| 9th |                 | <b>77</b> | Dominique AEGER | CarXpert Interwetten | SWI    |       |
|-----|-----------------|-----------|-----------------|----------------------|--------|-------|
|     |                 | Runs=2    | Total laps=10   | Full laps=7          |        |       |
| 1   | 2'14.647        | 58.731    | 16.609          | 29.892               | 29.415 | 231.9 |
| 2   | <b>1'46.210</b> | 38.078    | 16.242          | 28.911               | 22.979 | 229.6 |
| 3   | <b>1'40.324</b> | 33.087    | 15.511          | 28.720               | 23.006 | 247.0 |
| 4   | <b>1'39.514</b> | 32.929    | 15.343          | 28.481               | 22.761 | 247.5 |
| 5   | 1'45.975 P      | 32.971    | 15.316          | 28.586               | 29.102 | 247.8 |
| 6   | 4'57.390        | 3'49.462  | 15.635          | 28.891               | 23.402 | 242.8 |
| 7   | <b>1'45.392</b> | 33.159    | 15.300          | 33.099               | 23.834 | 247.1 |
| 8   | <b>1'39.167</b> | 32.656    | 15.280          | 28.458               | 22.773 | 249.3 |
| 9   | <b>1'38.897</b> | 32.653    | 15.164          | 28.379               | 22.701 | 249.8 |
| 10  | <b>1'40.283</b> | 32.991    | 15.207          | 29.073               | 23.012 | 250.8 |

| 13th |                 | <b>49</b> | Axel PONS     | AGR Team     | SPA    |       |
|------|-----------------|-----------|---------------|--------------|--------|-------|
|      |                 | Runs=1    | Total laps=12 | Full laps=11 |        |       |
| 1    | 2'19.184        | 1'02.003  | 16.101        | 29.454       | 31.626 | 242.3 |
| 2    | <b>1'41.099</b> | 33.897    | 15.525        | 28.601       | 23.076 | 248.4 |
| 3    | <b>1'40.338</b> | 32.978    | 15.306        | 29.160       | 22.894 | 248.3 |
| 4    | <b>1'39.444</b> | 32.892    | 15.284        | 28.435       | 22.833 | 247.2 |
| 5    | <b>1'39.301</b> | 32.929    | 15.246        | 28.418       | 22.708 | 247.3 |
| 6    | <b>1'48.642</b> | 39.637    | 16.224        | 29.761       | 23.020 | 239.3 |
| 7    | <b>1'39.238</b> | 33.024    | 15.159        | 28.333       | 22.722 | 251.0 |
| 8    | <b>1'40.100</b> | 33.058    | 15.226        | 28.519       | 23.297 | 251.0 |
| 9    | <b>1'39.160</b> | 32.757    | 15.239        | 28.438       | 22.726 | 249.5 |
| 10   | <b>1'41.448</b> | 34.669    | 15.261        | 28.623       | 22.895 | 250.5 |
| 11   | <b>1'39.459</b> | 32.913    | 15.236        | 28.462       | 22.848 | 248.7 |
| 12   | <b>1'40.798</b> | 32.883    | 15.194        | 29.619       | 23.102 | 249.4 |

| 10th |                 | <b>40</b> | Alex RINS     | Paginas Amarillas HP | SPA    |       |
|------|-----------------|-----------|---------------|----------------------|--------|-------|
|      |                 | Runs=2    | Total laps=10 | Full laps=7          |        |       |
| 1    | 2'16.393        | 1'05.475  | 16.151        | 30.123               | 24.644 | 242.8 |
| 2    | <b>1'39.873</b> | 33.159    | 15.384        | 28.534               | 22.796 | 247.2 |
| 3    | <b>1'39.369</b> | 32.742    | 15.422        | 28.507               | 22.698 | 247.1 |
| 4    | <b>1'47.901</b> | 32.794    | 15.524        | 36.635               | 22.948 | 247.2 |
| 5    | <b>1'39.048</b> | 32.730    | 15.348        | 28.400               | 22.570 | 248.5 |
| 6    | <b>1'43.615</b> | 32.901    | 15.371        | 31.968               | 23.375 | 247.5 |
| 7    | <b>1'38.957</b> | 32.653    | 15.307        | 28.351               | 22.646 | 247.3 |
| 8    | <b>1'39.098</b> | 32.585    | 15.346        | 28.369               | 22.798 | 248.2 |
| 9    | 2'09.192 P      | 32.739    | 28.109        | 35.772               | 32.572 | 136.2 |
| 10   | 3'51.577        | 2'43.434  | 15.846        | 29.185               | 23.112 | 245.6 |

| 14th |                 | <b>7</b> | Lorenzo BALDASS | Forward Team | ITA    |       |
|------|-----------------|----------|-----------------|--------------|--------|-------|
|      |                 | Runs=1   | Total laps=12   | Full laps=11 |        |       |
| 1    | 2'23.198        | 1'14.176 | 16.395          | 29.249       | 23.378 | 235.3 |
| 2    | <b>1'40.038</b> | 33.345   | 15.443          | 28.481       | 22.769 | 244.1 |
| 3    | <b>1'39.541</b> | 32.855   | 15.360          | 28.453       | 22.873 | 241.0 |
| 4    | <b>1'39.168</b> | 32.741   | 15.368          | 28.364       | 22.695 | 244.7 |
| 5    | <b>1'39.535</b> | 32.836   | 15.408          | 28.470       | 22.821 | 244.2 |
| 6    | <b>1'40.025</b> | 33.038   | 15.526          | 28.570       | 22.891 | 242.6 |
| 7    | <b>1'44.881</b> | 37.646   | 15.606          | 28.704       | 22.925 | 243.4 |
| 8    | <b>1'39.794</b> | 32.954   | 15.400          | 28.517       | 22.923 | 240.9 |
| 9    | <b>1'48.401</b> | 37.000   | 15.406          | 31.478       | 24.517 | 245.0 |
| 10   | <b>1'43.381</b> | 32.822   | 15.390          | 28.523       | 26.646 | 242.5 |
| 11   | <b>1'43.797</b> | 35.013   | 15.774          | 29.487       | 23.523 | 243.3 |
| 12   | <b>1'39.818</b> | 32.927   | 15.335          | 28.550       | 23.006 | 245.1 |

| 11th |                 | <b>19</b> | Xavier SIMEON | QMMF Racing Team | BEL    |       |
|------|-----------------|-----------|---------------|------------------|--------|-------|
|      |                 | Runs=1    | Total laps=12 | Full laps=11     |        |       |
| 1    | 2'13.478        | 59.721    | 17.832        | 30.934           | 24.991 | 233.9 |
| 2    | <b>1'41.759</b> | 34.211    | 15.663        | 28.775           | 23.110 | 243.8 |
| 3    | <b>1'41.701</b> | 34.692    | 15.702        | 28.508           | 22.799 | 245.5 |
| 4    | <b>1'39.439</b> | 32.719    | 15.356        | 28.394           | 22.970 | 247.3 |
| 5    | <b>1'42.643</b> | 34.954    | 15.724        | 28.739           | 23.226 | 238.0 |
| 6    | <b>1'40.532</b> | 32.971    | 15.395        | 28.355           | 23.811 | 243.7 |

| 15th |                 | <b>10</b> | Luca MARINI   | Forward Team | ITA    |       |
|------|-----------------|-----------|---------------|--------------|--------|-------|
|      |                 | Runs=1    | Total laps=12 | Full laps=11 |        |       |
| 1    | 2'23.774        | 1'13.363  | 16.480        | 30.349       | 23.582 | 244.7 |
| 2    | <b>1'40.314</b> | 33.157    | 15.626        | 28.447       | 23.084 | 250.4 |

**Fastest Lap:** Takaaki NAKAGAMI IDEMITSU Honda Te JPN **1'38.033** 32.334 15.085 28.195 22.419

These data/results cannot be reproduced, stored and/or transmitted in whole or in part by any manner of electronic, mechanical, photocopying, recording, broadcasting or otherwise now known or herein after developed without the previous express consent by the copyright owner, except for reproduction in daily press and regular printed publications on sale to the public within 60 days of the event related to those data/results and always provided that copyright symbol appears together as follows below.  
© DORNA, 2016

## Warm Up

## Moto2

| Lap | Lap Time   | T1     | T2     | T3     | T4      | Speed | Lap | Lap Time   | T1     | T2     | T3     | T4      | Speed |
|-----|------------|--------|--------|--------|---------|-------|-----|------------|--------|--------|--------|---------|-------|
| 3   | 1'41.381 * | 33.946 | 15.587 | 28.398 | 23.450* | 249.8 | 3   | 1'39.895 * | 33.163 | 15.383 | 28.560 | 22.789* | 249.0 |
| 4   | 1'39.621   | 32.687 | 15.567 | 28.363 | 23.004  | 248.5 | 4   | 1'40.492   | 33.632 | 15.440 | 28.579 | 22.841  | 249.5 |
| 5   | 1'39.932   | 32.715 | 15.838 | 28.464 | 22.915  | 247.5 | 5   | 1'41.032   | 33.302 | 15.511 | 29.016 | 23.203  | 247.4 |
| 6   | 1'39.659   | 32.632 | 15.739 | 28.331 | 22.957  | 248.3 | 6   | 1'47.821 * | 38.407 | 16.339 | 30.580 | 22.495* | 232.6 |
| 7   | 1'39.736   | 32.664 | 15.611 | 28.431 | 23.030  | 247.7 | 7   | 1'40.014   | 32.912 | 15.301 | 28.652 | 23.149  | 248.9 |
| 8   | 1'39.385   | 32.562 | 15.567 | 28.365 | 22.891  | 249.4 | 8   | 1'39.860   | 33.012 | 15.318 | 28.517 | 23.013  | 248.3 |
| 9   | 1'39.169   | 32.480 | 15.446 | 28.408 | 22.835  | 247.5 | 9   | 1'39.669   | 33.051 | 15.204 | 28.602 | 22.812  | 249.0 |
| 10  | 1'39.370   | 32.488 | 15.548 | 28.307 | 23.027  | 248.7 | 10  | 1'39.621   | 32.952 | 15.309 | 28.585 | 22.775  | 249.5 |
| 11  | 1'39.400   | 32.446 | 15.530 | 28.532 | 22.892  | 249.3 | 11  | 1'42.480 * | 33.258 | 15.382 | 30.869 | 22.971* | 247.7 |
| 12  | 1'39.683   | 32.510 | 15.423 | 28.663 | 23.087  | 250.9 | 12  | 1'40.323   | 33.089 | 15.311 | 28.864 | 23.059  | 248.7 |

| 16th | 52       | Danny KENT | Leopard Racing | GBR          |        |       |
|------|----------|------------|----------------|--------------|--------|-------|
|      |          | Runs=1     | Total laps=12  | Full laps=11 |        |       |
| 1    | 2'32.461 | 1'23.284   | 16.477         | 29.301       | 23.399 | 240.5 |
| 2    | 1'40.397 | 33.352     | 15.458         | 28.505       | 23.082 | 248.5 |
| 3    | 1'41.930 | 33.258     | 16.089         | 29.694       | 22.889 | 240.3 |
| 4    | 1'42.073 | 33.231     | 15.885         | 29.986       | 22.971 | 247.7 |
| 5    | 1'39.256 | 32.608     | 15.432         | 28.329       | 22.887 | 248.4 |
| 6    | 1'42.875 | 34.027     | 16.890         | 29.149       | 22.809 | 216.8 |
| 7    | 1'39.189 | 32.552     | 15.312         | 28.490       | 22.835 | 248.4 |
| 8    | 1'42.541 | 33.976     | 17.343         | 28.411       | 22.811 | 193.6 |
| 9    | 1'53.414 | 41.144     | 16.630         | 32.103       | 23.537 | 237.9 |
| 10   | 1'48.919 | 37.923     | 17.890         | 29.823       | 23.283 | 227.2 |
| 11   | 1'40.507 | 33.013     | 15.526         | 28.746       | 23.222 | 246.5 |
| 12   | 1'50.748 | 41.534     | 16.141         | 29.274       | 23.799 | 243.2 |

| 17th | 55         | Hafizh SYAHRIN | Petronas Raceline Ma | MAL         |        |       |
|------|------------|----------------|----------------------|-------------|--------|-------|
|      |            | Runs=2         | Total laps=10        | Full laps=6 |        |       |
| 1    | 2'17.107   | 1'07.271       | 16.033               | 29.643      | 24.160 | 245.2 |
| 2    | 1'40.011   | 33.313         | 15.398               | 28.510      | 22.790 | 250.6 |
| 3    | 1'39.648   | 32.989         | 15.352               | 28.512      | 22.795 | 252.8 |
| 4    | 1'39.366   | 32.627         | 15.402               | 28.539      | 22.798 | 248.6 |
| 5    | 1'47.309   | 39.535         | 16.030               | 28.982      | 22.762 | 243.3 |
| 6    | 1'39.330   | 32.669         | 15.336               | 28.412      | 22.913 | 248.9 |
| 7    | 2'08.107 P | 44.570         | 16.668               | 31.557      | 35.312 | 232.2 |
| 8    | 4'38.478   | 3'27.656       | 16.085               | 31.758      | 22.979 | 249.8 |
| 9    | 1'43.105   | 32.789         | 15.419               | 31.587      | 23.310 | 249.4 |
| 10   | 1'51.241 P | 35.647         | 15.747               | 29.090      | 30.757 | 246.1 |

| 18th | 11         | Sandro CORTESE | Dynavolt Intact GP | GER         |        |       |
|------|------------|----------------|--------------------|-------------|--------|-------|
|      |            | Runs=2         | Total laps=10      | Full laps=7 |        |       |
| 1    | 2'15.787   | 1'04.897       | 16.287             | 30.149      | 24.454 | 245.1 |
| 2    | 1'42.430   | 34.746         | 15.837             | 28.758      | 23.089 | 251.9 |
| 3    | 1'39.694   | 33.074         | 15.409             | 28.428      | 22.783 | 250.7 |
| 4    | 1'39.402   | 32.812         | 15.393             | 28.435      | 22.762 | 249.7 |
| 5    | 1'48.617 P | 33.352         | 15.782             | 28.943      | 30.540 | 244.2 |
| 6    | 5'16.715   | 4'09.153       | 15.645             | 28.900      | 23.017 | 249.5 |
| 7    | 1'44.955   | 32.677         | 15.425             | 30.169      | 26.684 | 248.7 |
| 8    | 1'39.503   | 32.950         | 15.455             | 28.410      | 22.688 | 248.6 |
| 9    | 1'41.021   | 32.985         | 15.357             | 29.277      | 23.402 | 251.5 |
| 10   | 1'39.331   | 32.791         | 15.356             | 28.437      | 22.747 | 250.9 |

| 19th | 2        | Jesko RAFFIN | Sports-Millions-EMW | SWI          |        |       |
|------|----------|--------------|---------------------|--------------|--------|-------|
|      |          | Runs=1       | Total laps=12       | Full laps=11 |        |       |
| 1    | 2'16.551 | 1'04.583     | 16.219              | 30.855       | 24.894 | 243.7 |
| 2    | 1'40.939 | 33.756       | 15.745              | 28.517       | 22.921 | 248.4 |

| 20th | 24         | Simone CORSI | Speed Up Racing | ITA         |        |       |
|------|------------|--------------|-----------------|-------------|--------|-------|
|      |            | Runs=3       | Total laps=8    | Full laps=4 |        |       |
| 1    | 2'11.105 P | 53.045       | 16.325          | 30.123      | 31.612 | 237.2 |
| 2    | 4'56.961   | 3'48.582     | 16.085          | 29.102      | 23.192 | 241.1 |
| 3    | 1'47.156   | 39.542       | 15.989          | 28.638      | 22.987 | 237.3 |
| 4    | 1'39.930   | 32.993       | 15.426          | 28.456      | 23.055 | 245.1 |
| 5    | 1'44.940   | 37.498       | 15.843          | 28.572      | 23.027 | 241.3 |
| 6    | 1'50.776 P | 32.961       | 15.372          | 30.577      | 31.866 | 244.5 |
| 7    | 4'54.811   | 3'44.393     | 15.711          | 29.425      | 25.282 | 245.3 |
| 8    | 1'42.809   | 33.590       | 15.754          | 29.913      | 23.552 | 244.8 |

| 21st | 32         | Isaac VIÑALES | Tech 3 Racing | SPA          |         |       |
|------|------------|---------------|---------------|--------------|---------|-------|
|      |            | Runs=1        | Total laps=12 | Full laps=11 |         |       |
| 1    | 2'26.452   | 1'17.655      | 16.145        | 29.167       | 23.485  | 244.2 |
| 2    | 1'41.102   | 34.015        | 15.535        | 28.472       | 23.080  | 249.0 |
| 3    | 1'40.345 * | 33.237        | 15.513        | 28.511       | 23.084* | 250.6 |
| 4    | 1'40.082   | 32.933        | 15.513        | 28.475       | 23.161  | 248.1 |
| 5    | 1'44.747   | 35.775        | 15.882        | 29.342       | 23.748  | 246.5 |
| 6    | 1'40.165   | 32.982        | 15.444        | 28.661       | 23.078  | 248.5 |
| 7    | 1'40.083   | 32.894        | 15.654        | 28.633       | 22.902  | 245.6 |
| 8    | 1'42.240   | 32.893        | 15.766        | 29.730       | 23.851  | 245.6 |
| 9    | 1'40.112   | 32.869        | 15.495        | 28.645       | 23.103  | 246.6 |
| 10   | 1'40.058   | 32.901        | 15.505        | 28.584       | 23.068  | 247.1 |
| 11   | 1'53.628   | 45.177        | 15.708        | 29.160       | 23.583  | 246.1 |
| 12   | 1'45.417   | 32.985        | 15.642        | 32.887       | 23.903  | 247.4 |

| 22nd | 87       | Remy GARDNER | Tasca Racing Scuderi | AUS          |        |       |
|------|----------|--------------|----------------------|--------------|--------|-------|
|      |          | Runs=1       | Total laps=12        | Full laps=11 |        |       |
| 1    | 2'25.560 | 1'15.441     | 16.174               | 29.972       | 23.973 | 242.9 |
| 2    | 1'41.694 | 33.750       | 15.652               | 28.926       | 23.366 | 250.0 |
| 3    | 1'40.433 | 33.463       | 15.448               | 28.485       | 23.037 | 253.0 |
| 4    | 1'40.502 | 33.312       | 15.509               | 28.525       | 23.156 | 253.1 |
| 5    | 1'43.858 | 35.373       | 15.599               | 29.039       | 23.847 | 250.5 |
| 6    | 1'40.699 | 33.419       | 15.450               | 28.655       | 23.175 | 249.8 |
| 7    | 1'40.486 | 33.267       | 15.567               | 28.626       | 23.026 | 250.1 |
| 8    | 1'41.164 | 33.040       | 15.513               | 28.807       | 23.804 | 249.7 |
| 9    | 1'46.033 | 38.468       | 15.529               | 28.690       | 23.346 | 246.5 |
| 10   | 1'45.408 | 35.480       | 17.293               | 29.391       | 23.244 | 219.8 |
| 11   | 1'40.075 | 32.933       | 15.588               | 28.634       | 22.920 | 249.5 |
| 12   | 1'40.522 | 33.065       | 15.519               | 28.661       | 23.277 | 249.5 |

| 23rd | 57       | Edgar PONS | Paginas Amarillas HP | SPA         |        |       |
|------|----------|------------|----------------------|-------------|--------|-------|
|      |          | Runs=2     | Total laps=10        | Full laps=7 |        |       |
| 1    | 2'17.061 | 1'06.456   | 16.419               | 29.970      | 24.216 | 244.2 |
| 2    | 1'42.369 | 34.225     | 15.713               | 29.207      | 23.224 | 250.6 |

**Fastest Lap:** Takaaki NAKAGAMI IDEMITSU Honda Te JPN 1'38.033 32.334 15.085 28.195 22.419

These data/results cannot be reproduced, stored and/or transmitted in whole or in part by any manner of electronic, mechanical, photocopying, recording, broadcasting or otherwise now known or herein after developed without the previous express consent by the copyright owner, except for reproduction in daily press and regular printed publications on sale to the public within 60 days of the event related to those data/results and always provided that copyright symbol appears together as follows below.  
© DORNA, 2016

# Warm Up

# Moto2

| Lap | Lap Time |   | T1       | T2     | T3     | T4     | Speed | Lap | Lap Time |   | T1     | T2     | T3     | T4      | Speed |
|-----|----------|---|----------|--------|--------|--------|-------|-----|----------|---|--------|--------|--------|---------|-------|
| 3   | 1'49.580 | P | 33.340   | 15.678 | 29.608 | 30.954 | 249.7 | 7   | 1'41.022 | * | 33.095 | 15.644 | 28.756 | 23.527* | 245.1 |
| 4   | 4'26.997 |   | 3'18.618 | 15.807 | 29.220 | 23.352 | 244.1 | 8   | 1'50.923 |   | 42.262 | 15.940 | 29.184 | 23.537  | 245.6 |
| 5   | 1'41.430 |   | 33.437   | 15.636 | 29.059 | 23.298 | 246.1 | 9   | 1'40.948 |   | 33.283 | 15.664 | 28.756 | 23.245  | 246.6 |
| 6   | 1'40.863 |   | 33.120   | 15.517 | 28.992 | 23.234 | 247.9 | 10  | 1'40.976 |   | 33.205 | 15.665 | 28.817 | 23.289  | 247.0 |
| 7   | 1'41.227 |   | 33.333   | 15.616 | 29.040 | 23.238 | 244.3 | 11  | 1'41.182 |   | 33.270 | 15.694 | 28.928 | 23.290  | 245.8 |
| 8   | 1'40.752 |   | 33.191   | 15.482 | 28.994 | 23.085 | 246.0 | 12  | 1'40.656 |   | 33.073 | 15.628 | 28.733 | 23.222  | 246.6 |
| 9   | 1'46.995 |   | 38.967   | 15.579 | 29.127 | 23.322 | 246.2 |     |          |   |        |        |        |         |       |
| 10  | 1'40.150 |   | 33.020   | 15.464 | 28.738 | 22.928 | 248.5 |     |          |   |        |        |        |         |       |

## 24th 54 Mattia PASINI Italtrans Racing Team ITA

Runs=2 Total laps=8 Full laps=5

|   |          |   |          |        |        |        |       |
|---|----------|---|----------|--------|--------|--------|-------|
| 1 | 2'46.874 |   | 1'36.797 | 16.570 | 29.636 | 23.871 | 241.5 |
| 2 | 1'42.707 |   | 34.089   | 15.668 | 28.860 | 24.090 | 246.0 |
| 3 | 1'41.152 |   | 33.307   | 15.726 | 28.820 | 23.299 | 245.6 |
| 4 | 1'40.327 |   | 33.059   | 15.632 | 28.624 | 23.012 | 245.7 |
| 5 | 2'39.855 | P | 1'16.672 | 19.477 | 31.928 | 31.778 | 204.8 |
| 6 | 6'18.559 |   | 4'53.062 | 16.818 | 42.967 | 25.712 | 235.4 |
| 7 | 1'42.785 |   | 33.705   | 15.818 | 30.149 | 23.113 | 243.9 |
| 8 | 1'40.292 |   | 32.921   | 15.585 | 28.669 | 23.117 | 245.7 |

## 25th 97 Xavi VIERGE Tech 3 Racing SPA

Runs=1 Total laps=12 Full laps=11

|    |          |  |        |        |        |        |       |
|----|----------|--|--------|--------|--------|--------|-------|
| 1  | 2'07.792 |  | 57.638 | 16.337 | 29.876 | 23.941 | 239.7 |
| 2  | 1'42.239 |  | 34.105 | 15.750 | 28.885 | 23.499 | 242.5 |
| 3  | 1'41.706 |  | 33.684 | 15.785 | 28.942 | 23.295 | 241.8 |
| 4  | 1'41.052 |  | 33.434 | 15.581 | 28.772 | 23.265 | 243.1 |
| 5  | 1'41.087 |  | 33.475 | 15.583 | 28.790 | 23.239 | 240.1 |
| 6  | 1'41.122 |  | 33.484 | 15.600 | 28.847 | 23.191 | 241.4 |
| 7  | 1'41.073 |  | 33.307 | 15.574 | 28.952 | 23.240 | 242.0 |
| 8  | 1'40.650 |  | 33.272 | 15.494 | 28.941 | 22.943 | 243.7 |
| 9  | 1'40.401 |  | 33.078 | 15.475 | 28.759 | 23.089 | 244.8 |
| 10 | 1'40.737 |  | 33.052 | 15.448 | 28.785 | 23.452 | 243.0 |
| 11 | 1'43.035 |  | 34.711 | 16.174 | 28.739 | 23.411 | 235.1 |
| 12 | 1'40.456 |  | 33.111 | 15.416 | 28.715 | 23.214 | 245.2 |

## 26th 23 Marcel SCHROTTE AGR Team GER

Runs=2 Total laps=10 Full laps=7

|    |          |   |          |        |        |        |       |
|----|----------|---|----------|--------|--------|--------|-------|
| 1  | 2'25.904 |   | 1'16.798 | 15.997 | 29.794 | 23.315 | 244.6 |
| 2  | 1'40.551 |   | 33.308   | 15.512 | 28.791 | 22.940 | 247.5 |
| 3  | 1'40.944 |   | 33.303   | 15.564 | 28.783 | 23.294 | 246.3 |
| 4  | 1'40.405 |   | 33.120   | 15.552 | 28.696 | 23.037 | 247.3 |
| 5  | 1'48.146 | P | 35.580   | 15.634 | 29.080 | 27.852 | 245.1 |
| 6  | 4'08.653 |   | 2'58.019 | 16.481 | 30.135 | 24.018 | 241.7 |
| 7  | 1'43.186 |   | 33.976   | 15.956 | 30.053 | 23.201 | 242.3 |
| 8  | 1'41.156 |   | 33.386   | 15.752 | 28.957 | 23.061 | 243.6 |
| 9  | 1'40.602 |   | 33.188   | 15.567 | 28.858 | 22.989 | 244.6 |
| 10 | 1'40.402 |   | 33.086   | 15.440 | 28.854 | 23.022 | 245.3 |

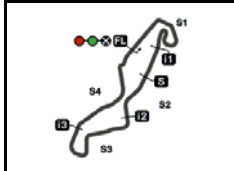
## 27th 70 Robin MULHAUSER CarXpert Interwetten SWI

Runs=1 Total laps=12 Full laps=11

|   |          |  |        |        |        |        |       |
|---|----------|--|--------|--------|--------|--------|-------|
| 1 | 1'44.219 |  | 34.559 | 16.123 | 29.352 | 24.185 | 240.6 |
| 2 | 1'42.352 |  | 34.044 | 15.841 | 29.078 | 23.389 | 245.4 |
| 3 | 1'40.963 |  | 33.136 | 15.691 | 28.879 | 23.257 | 245.9 |
| 4 | 1'41.227 |  | 33.186 | 15.778 | 28.790 | 23.473 | 245.9 |
| 5 | 1'40.679 |  | 33.169 | 15.615 | 28.767 | 23.128 | 245.6 |
| 6 | 1'40.986 |  | 33.225 | 15.699 | 28.745 | 23.317 | 244.7 |

**Fastest Lap:** Takaaki NAKAGAMI IDEMITSU Honda Te JPN 1'38.033 32.334 15.085 28.195 22.419

These data/results cannot be reproduced, stored and/or transmitted in whole or in part by any manner of electronic, mechanical, photocopying, recording, broadcasting or otherwise now known or herein after developed without the previous express consent by the copyright owner, except for reproduction in daily press and regular printed publications on sale to the public within 60 days of the event related to those data/results and always provided that copyright symbol appears together as follows below.  
© DORNA, 2016



4542 m.

## MOTUL TT ASSEN

### Official Starting Grid

Race : 24 laps = 109.008 km



|   |  |  |   |
|---|--|--|---|
| 1 | <b>1</b><br>1'37.954<br><b>12 Thomas LUTHI</b><br>Kalex        | <b>2</b><br>1'38.402<br><b>5 Johann ZARCO</b><br>Kalex       | <b>3</b><br>1'38.449<br><b>77 Dominique AEGERTER</b><br>Kalex |
| 2 | <b>4</b><br>1'38.494<br><b>22 Sam LOWES</b><br>Kalex           | <b>5</b><br>1'38.544<br><b>21 Franco MORBIDELLI</b><br>Kalex | <b>6</b><br>1'38.615<br><b>30 Takaaki NAKAGAMI</b><br>Kalex   |
| 3 | <b>7</b><br>1'38.631<br><b>11 Sandro CORTESE</b><br>Kalex      | <b>8</b><br>1'38.873<br><b>40 Alex RINS</b><br>Kalex         | <b>9</b><br>1'39.076<br><b>94 Jonas FOLGER</b><br>Kalex       |
| 4 | <b>10</b><br>1'39.259<br><b>7 Lorenzo BALDASSARRI</b><br>Kalex | <b>11</b><br>1'39.294<br><b>44 Miguel OLIVEIRA</b><br>Kalex  | <b>12</b><br>1'39.322<br><b>54 Mattia PASINI</b><br>Kalex     |
| 5 | <b>13</b><br>1'39.337<br><b>73 Alex MARQUEZ</b><br>Kalex       | <b>14</b><br>1'39.432<br><b>19 Xavier SIMEON</b><br>Speed Up | <b>15</b><br>1'39.513<br><b>60 Julian SIMON</b><br>Speed Up   |
| 6 | <b>16</b><br>1'39.555<br><b>24 Simone CORSI</b><br>Speed Up    | <b>17</b><br>1'39.647<br><b>23 Marcel SCHROTTER</b><br>Kalex | <b>18</b><br>1'39.663<br><b>52 Danny KENT</b><br>Kalex        |
| 7 | <b>19</b><br>1'39.778<br><b>49 Axel PONS</b><br>Kalex          | <b>20</b><br>1'39.840<br><b>55 Hafizh SYAHRIN</b><br>Kalex   | <b>21</b><br>1'40.545<br><b>10 Luca MARINI</b><br>Kalex       |
| 8 | <b>22</b><br>1'40.933<br><b>70 Robin MULHAUSER</b><br>Kalex    | <b>23</b><br>1'40.935<br><b>2 Jesko RAFFIN</b><br>Kalex      | <b>24</b><br>1'41.119<br><b>32 Isaac VIÑALES</b><br>Tech 3    |

The results are provisional until the end of the limit for protest and appeals and until the ratification of the Event Management Committee.

Time limit for protest expires 60' at the latest after publication of the results - Mr. .... Time: .....

These data/results cannot be reproduced, stored and/or transmitted in whole or in part by any manner of electronic, mechanical, photocopying, recording, broadcasting or otherwise now known or herein after developed without the previous express consent by the copyright owner, except for reproduction in daily press and regular printed publications on sale to the public within 60 days of the event related to those data/results and always provided that copyright symbol appears together as follows below.

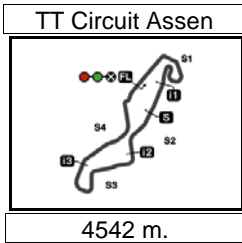
© DORNA, 2016

Official MotoGP Timing by TISSOT  
www.motogp.com

Assen, Sunday, June 26, 2016

Page 1 of 2





Results and timing service provided by TISSOT

# Moto2

## 28

### MOTUL TT ASSEN Official Starting Grid

Race : 24 laps = 109.008 km

# 9

**25**  
1'41.898  
**97 Xavi VIERGE**  
Tech 3

**26**  
1'42.629  
**87 Remy GARDNER**  
Kalex

**27**  
1'44.229  
**57 Edgar PONS**  
Kalex

The results are provisional until the end of the limit for protest and appeals and until the ratification of the Event Management Committee.

Time limit for protest expires 60' at the latest after publication of the results - Mr. .... Time: .....

These data/results cannot be reproduced, stored and/or transmitted in whole or in part by any manner of electronic, mechanical, photocopying, recording, broadcasting or otherwise now known or herein after developed without the previous express consent by the copyright owner, except for reproduction in daily press and regular printed publications on sale to the public within 60 days of the event related to those data/results and always provided that copyright symbol appears together as follows below.

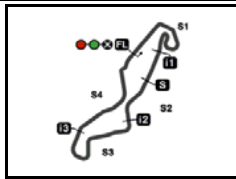
© DORNA, 2016

Official MotoGP Timing by TISSOT  
www.motogp.com

**Assen, Sunday, June 26, 2016**







4542 m.

## MOTUL TT ASSEN

## Warm Up

## Best Partial Times

## Moto2

IT Ideal Lap Time, sum of the best partial times

BT Best Lap Time

| T1  |               | T2     |               | T3     |               | T4     |               |        |     | IT            | BT       |               |
|-----|---------------|--------|---------------|--------|---------------|--------|---------------|--------|-----|---------------|----------|---------------|
| Pos | Rider         | Time   | Rider         | Time   | Rider         | Time   | Rider         | Time   | Pos | Rider         | IT       | BT            |
| 1   | T.NAKAGAMI    | 32.311 | T.NAKAGAMI    | 15.085 | S.LOWES       | 28.058 | T.NAKAGAMI    | 22.395 | 1   | T.NAKAGAMI    | 1'37.908 | 1'38.033 (1)  |
| 2   | S.LOWES       | 32.316 | F.MORBIDELLI  | 15.116 | T.NAKAGAMI    | 28.117 | F.MORBIDELLI  | 22.459 | 2   | S.LOWES       | 1'38.056 | 1'38.262 (2)  |
| 3   | L.MARINI      | 32.446 | T.LUTHI       | 15.121 | A.MARQUEZ     | 28.153 | J.ZARCO       | 22.488 | 3   | F.MORBIDELLI  | 1'38.283 | 1'38.446 (4)  |
| 4   | J.ZARCO       | 32.455 | S.LOWES       | 15.158 | T.LUTHI       | 28.177 | S.LOWES       | 22.524 | 4   | J.ZARCO       | 1'38.341 | 1'38.435 (3)  |
| 5   | M.OLIVEIRA    | 32.455 | A.PONS        | 15.159 | F.MORBIDELLI  | 28.197 | A.RINS        | 22.570 | 5   | T.LUTHI       | 1'38.415 | 1'38.515 (5)  |
| 6   | F.MORBIDELLI  | 32.511 | D.AEGERTER    | 15.164 | J.ZARCO       | 28.200 | T.LUTHI       | 22.571 | 6   | M.OLIVEIRA    | 1'38.629 | 1'38.629 (6)  |
| 7   | T.LUTHI       | 32.546 | J.SIMON       | 15.193 | L.MARINI      | 28.307 | J.FOLGER      | 22.617 | 7   | A.MARQUEZ     | 1'38.723 | 1'38.826 (8)  |
| 8   | D.KENT        | 32.552 | J.ZARCO       | 15.198 | M.OLIVEIRA    | 28.309 | X.SIMEON      | 22.644 | 8   | J.FOLGER      | 1'38.808 | 1'38.808 (7)  |
| 9   | J.FOLGER      | 32.564 | A.MARQUEZ     | 15.200 | D.KENT        | 28.329 | M.OLIVEIRA    | 22.648 | 9   | A.RINS        | 1'38.813 | 1'38.957 (10) |
| 10  | A.RINS        | 32.585 | J.RAFFIN      | 15.204 | A.PONS        | 28.333 | S.CORTESE     | 22.688 | 10  | D.AEGERTER    | 1'38.897 | 1'38.897 (9)  |
| 11  | J.SIMON       | 32.589 | M.OLIVEIRA    | 15.217 | A.RINS        | 28.351 | L.BALDASSARRI | 22.695 | 11  | J.SIMON       | 1'38.918 | 1'39.065 (12) |
| 12  | H.SYHRIN      | 32.627 | J.FOLGER      | 15.231 | X.SIMEON      | 28.352 | A.MARQUEZ     | 22.699 | 12  | A.PONS        | 1'38.957 | 1'39.160 (13) |
| 13  | X.SIMEON      | 32.648 | A.RINS        | 15.307 | L.BALDASSARRI | 28.364 | D.AEGERTER    | 22.701 | 13  | X.SIMEON      | 1'39.000 | 1'39.036 (11) |
| 14  | D.AEGERTER    | 32.653 | D.KENT        | 15.312 | D.AEGERTER    | 28.379 | A.PONS        | 22.708 | 14  | D.KENT        | 1'39.002 | 1'39.189 (16) |
| 15  | A.MARQUEZ     | 32.671 | L.BALDASSARRI | 15.335 | J.FOLGER      | 28.396 | J.SIMON       | 22.733 | 15  | L.MARINI      | 1'39.011 | 1'39.169 (15) |
| 16  | S.CORTESE     | 32.677 | H.SYHRIN      | 15.336 | J.SIMON       | 28.403 | H.SYHRIN      | 22.762 | 16  | S.CORTESE     | 1'39.131 | 1'39.331 (18) |
| 17  | L.BALDASSARRI | 32.741 | S.CORTESE     | 15.356 | S.CORTESE     | 28.410 | J.RAFFIN      | 22.775 | 17  | L.BALDASSARRI | 1'39.135 | 1'39.168 (14) |
| 18  | A.PONS        | 32.757 | X.SIMEON      | 15.356 | H.SYHRIN      | 28.412 | D.KENT        | 22.809 | 18  | H.SYHRIN      | 1'39.137 | 1'39.330 (17) |
| 19  | I.VIÑALES     | 32.869 | S.CORSI       | 15.372 | S.CORSI       | 28.456 | L.MARINI      | 22.835 | 19  | J.RAFFIN      | 1'39.408 | 1'39.621 (19) |
| 20  | J.RAFFIN      | 32.912 | X.VIERGE      | 15.416 | I.VIÑALES     | 28.472 | I.VIÑALES     | 22.902 | 20  | I.VIÑALES     | 1'39.687 | 1'40.058 (21) |
| 21  | M.PASINI      | 32.921 | L.MARINI      | 15.423 | R.GARDNER     | 28.485 | R.GARDNER     | 22.920 | 21  | S.CORSI       | 1'39.776 | 1'39.930 (20) |
| 22  | R.GARDNER     | 32.933 | M.SCHROTTER   | 15.440 | J.RAFFIN      | 28.517 | E.PONS        | 22.928 | 22  | R.GARDNER     | 1'39.786 | 1'40.075 (22) |
| 23  | S.CORSI       | 32.961 | I.VIÑALES     | 15.444 | M.PASINI      | 28.624 | M.SCHROTTER   | 22.940 | 23  | X.VIERGE      | 1'40.126 | 1'40.401 (25) |
| 24  | E.PONS        | 33.020 | R.GARDNER     | 15.448 | M.SCHROTTER   | 28.696 | X.VIERGE      | 22.943 | 24  | M.PASINI      | 1'40.142 | 1'40.292 (24) |

These data/results cannot be reproduced, stored and/or transmitted in whole or in part by any manner of electronic, mechanical, photocopying, recording, broadcasting or otherwise now known or herein after developed without the previous express consent by the copyright owner, except for reproduction in daily press and regular printed publications on sale to the public within 60 days of the event related to those data/results and always provided that copyright symbol appears together as follows below.


© DORNA, 2016

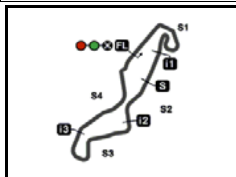
Official MotoGP Timing by TISSOT

www.motogp.com



TT Circuit Assen

Results and timing service provided by  TISSOT



4542 m.

**MOTUL TT ASSEN**  
**Warm Up**  
**Best Partial Times**

**Moto2**

*IT* Ideal Lap Time, sum of the best partial times

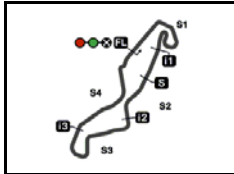
*BT* Best Lap Time

| <b>T1</b>  |                    | <b>T2</b>     |                 | <b>T3</b>     |                    | <b>T4</b>     |                 |               |            | <b>IT</b>         | <b>BT</b> |               |
|------------|--------------------|---------------|-----------------|---------------|--------------------|---------------|-----------------|---------------|------------|-------------------|-----------|---------------|
| <i>Pos</i> | <i>Rider</i>       | <i>Time</i>   | <i>Rider</i>    | <i>Time</i>   | <i>Rider</i>       | <i>Time</i>   | <i>Rider</i>    | <i>Time</i>   | <i>Pos</i> | <i>Rider</i>      |           |               |
| 25         | X.VIERGE           | 33.052        | E.PONS          | 15.464        | X.VIERGE           | 28.715        | S.CORSI         | 22.987        | 25         | <b>E.PONS</b>     | 1'40.150  | 1'40.150 (23) |
| 26         | <b>R.MULHAUSER</b> | <b>33.073</b> | <b>M.PASINI</b> | <b>15.585</b> | <b>R.MULHAUSER</b> | <b>28.733</b> | <b>M.PASINI</b> | <b>23.012</b> | 26         | <b>M.SCHROTTE</b> | 1'40.162  | 1'40.402 (26) |
| 27         | M.SCHROTTER        | 33.086        | R.MULHAUSER     | 15.615        | E.PONS             | 28.738        | R.MULHAUSER     | 23.128        | 27         | <b>R.MULHAUSE</b> | 1'40.549  | 1'40.656 (27) |

These data/results cannot be reproduced, stored and/or transmitted in whole or in part by any manner of electronic, mechanical, photocopying, recording, broadcasting or otherwise now known or herein after developed without the previous express consent by the copyright owner, except for reproduction in daily press and regular printed publications on sale to the public within 60 days of the event related to those data/results and always provided that copyright symbol appears together as follows below.  
 © DORNA, 2016

Official MotoGP Timing by **TISSOT**  
[www.motogp.com](http://www.motogp.com)






4542 m.

## MOTUL TT ASSEN

### Warm Up

### Fastest Laps Sequence

| <i>Practice Time</i> |  <i>Rider</i> | <i>Nation</i> | <i>Motorcycle</i> | <i>Time</i>     | <i>Km/h</i> | <i>Rider's Lap</i> |
|----------------------|--|---------------|-------------------|-----------------|-------------|--------------------|
| <b>3'26.571</b>      | 70 Robin MULHAUSER   | SWI           | KALEX             | <b>1'42.352</b> | 159.7       | 2                  |
| <b>3'50.031</b>      | 97 Xavi VIERGE   | SPA           | TECH 3            | <b>1'42.239</b> | 159.9       | 2                  |
| <b>3'55.237</b>      | 19 Xavier SIMEON   | BEL           | SPEED UP          | <b>1'41.759</b> | 160.6       | 2                  |
| <b>3'56.266</b>      | 40 Alex RINS   | SPA           | KALEX             | <b>1'39.873</b> | 163.7       | 2                  |
| <b>4'05.024</b>      | 30 Takaaki NAKAGAMI  | JPN           | KALEX             | <b>1'39.383</b> | 164.5       | 2                  |
| <b>5'35.635</b>      | 40 Alex RINS   | SPA           | KALEX             | <b>1'39.369</b> | 164.5       | 3                  |
| <b>5'43.614</b>      | 30 Takaaki NAKAGAMI  | JPN           | KALEX             | <b>1'38.590</b> | 165.8       | 3                  |
| <b>7'22.048</b>      | 30 Takaaki NAKAGAMI  | JPN           | KALEX             | <b>1'38.434</b> | 166.1       | 4                  |
| <b>12'36.630</b>     | 30 Takaaki NAKAGAMI  | JPN           | KALEX             | <b>1'38.261</b> | 166.4       | 7                  |
| <b>17'31.705</b>     | 30 Takaaki NAKAGAMI  | JPN           | KALEX             | <b>1'38.033</b> | 166.7       | 10                 |

These data/results cannot be reproduced, stored and/or transmitted in whole or in part by any manner of electronic, mechanical, photocopying, recording, broadcasting or otherwise now known or herein after developed without the previous express consent by the copyright owner, except for reproduction in daily press and regular printed publications on sale to the public within 60 days of the event related to those data/results and always provided that copyright symbol appears together as follows below.

© DORNA, 2016

Official MotoGP Timing by TISSOT  
www.motogp.com

Assen, Sunday, June 26, 2016

