


4542 m.

MOTUL TT ASSEN

Free Practice Nr. 3

Classification

10

		Rider	Nation	Team	Motorcycle	Time	Lap Total	Gap	Top Speed
1	44	Aron CANET	SPA	Estrella Galicia 0,0	HONDA	1'42.051	15 17		214.6
2	23	Niccolò ANTONELLI	ITA	Ongetta-Rivacold	HONDA	1'42.315	16 17	0.264 0.264	215.4
3	21	Francesco BAGNAIA	ITA	ASPAR Mahindra Team Moto3	MAHINDRA	1'42.536	16 16	0.485 0.221	216.0
4	16	Andrea MIGNO	ITA	SKY Racing Team VR46	KTM	1'42.561	16 16	0.510 0.025	217.8
5	19	Gabriel RODRIGO	ARG	RBA Racing Team	KTM	1'42.620	12 13	0.569 0.059	217.2
6	20	Fabio QUARTARARO	FRA	Leopard Racing	KTM	1'42.638	19 19	0.587 0.018	214.1
7	33	Enea BASTIANINI	ITA	Gresini Racing Moto3	HONDA	1'42.647	13 13	0.596 0.009	214.1
8	8	Nicolo BULEGA	ITA	SKY Racing Team VR46	KTM	1'42.713	14 16	0.662 0.066	216.8
9	5	Romano FENATI	ITA	SKY Racing Team VR46	KTM	1'42.778	12 14	0.727 0.065	217.8
10	41	Brad BINDER	RSA	Red Bull KTM Ajo	KTM	1'42.787	16 16	0.736 0.009	214.7
11	95	Jules DANILO	FRA	Ongetta-Rivacold	HONDA	1'42.972	19 19	0.921 0.185	217.1
12	58	Juanfran GUEVARA	SPA	RBA Racing Team	KTM	1'43.031	14 15	0.980 0.059	214.9
13	65	Philipp OETTL	GER	Schedl GP Racing	KTM	1'43.035	16 16	0.984 0.004	216.6
14	24	Tatsuki SUZUKI	JPN	CIP-Unicom Starker	MAHINDRA	1'43.162	13 14	1.111 0.127	213.9
15	84	Jakub KORNFEIL	CZE	Drive M7 SIC Racing Team	HONDA	1'43.173	17 17	1.122 0.011	216.5
16	64	Bo BENDSNEYDER	NED	Red Bull KTM Ajo	KTM	1'43.189	17 17	1.138 0.016	217.2
17	89	Khairul Idham PAWI	MAL	Honda Team Asia	HONDA	1'43.248	9 14	1.197 0.059	213.8
18	36	Joan MIR	SPA	Leopard Racing	KTM	1'43.309	16 18	1.258 0.061	216.3
19	55	Andrea LOCATELLI	ITA	Leopard Racing	KTM	1'43.412	14 16	1.361 0.103	215.0
20	48	Lorenzo DALLA PORTA	ITA	Estrella Galicia 0,0	HONDA	1'43.433	15 17	1.382 0.021	217.1
21	10	Alexis MASBOU	FRA	Peugeot MC Saxoprint	PEUGEOT	1'43.470	15 15	1.419 0.037	212.4
22	17	John MCPHEE	GBR	Peugeot MC Saxoprint	PEUGEOT	1'43.508	10 15	1.457 0.038	213.0
23	11	Livio LOI	BEL	RW Racing GP BV	HONDA	1'43.546	17 17	1.495 0.038	214.1
24	40	Darryn BINDER	RSA	Platinum Bay Real Estate	MAHINDRA	1'43.551	14 15	1.500 0.005	214.3
25	4	Fabio DI GIANNANTONIO	ITA	Gresini Racing Moto3	HONDA	1'43.607	16 16	1.556 0.056	215.0
26	7	Adam NORRODIN	MAL	Drive M7 SIC Racing Team	HONDA	1'43.609	16 17	1.558 0.002	216.7
27	6	Maria HERRERA	SPA	MH6 Team	KTM	1'43.634	9 17	1.583 0.025	218.0
28	12	Albert ARENAS	SPA	ASPAR Mahindra Team Moto3	MAHINDRA	1'44.344	15 15	2.293 0.710	214.5
29	43	Stefano VALTULINI	ITA	3570 Team Italia	MAHINDRA	1'44.916	17 18	2.865 0.572	213.6
30	22	Danny WEBB	GBR	Platinum Bay Real Estate	MAHINDRA	1'45.064	15 15	3.013 0.148	211.9
31	77	Lorenzo PETRARCA	ITA	3570 Team Italia	MAHINDRA	1'45.440	11 18	3.389 0.376	212.4
32	3	Fabio SPIRANELLI	ITA	CIP-Unicom Starker	MAHINDRA	1'45.865	9 16	3.814 0.425	209.5

Practice condition: Dry

Air: 17°

Humidity: 85%

Ground: 21°

Fastest Lap:	Lap: 15	Aron CANET	1'42.051	160.2 Km/h
Circuit Record Lap:	2015	Jorge NAVARRO	1'42.135	160.0 Km/h
Circuit Best Lap:	2015	Enea BASTIANINI	1'41.283	161.4 Km/h

The results are provisional until the end of the limit for protest and appeals.

Time limit for protest expires 30' after publication of the results - Mr. Time:

These data/results cannot be reproduced, stored and/or transmitted in whole or in part by any manner of electronic, mechanical, photocopying, recording, broadcasting or otherwise now known or herein after developed without the previous express consent by the copyright owner, except for reproduction in daily press and regular printed publications on sale to the public within 60 days of the event related to those data/results and always provided that copyright symbol appears together as follows below.

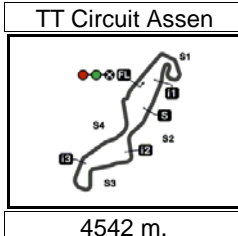
© DORNA, 2016

Official MotoGP Timing by TISSOT
www.motogp.com

Assen, Saturday, June 25, 2016

moto3






MOTUL TT ASSEN

Free Practice Nr. 3

Combined Free Practice Times

11

	Rider	Nation	Team	MOTORCYCLE	FP1	FP2	FP3	Gap
1	44 A.CANET	SPA	Estrella Galicia 0,0	HONDA	1'45.669	3 1'43.031	17 1'42.051	15
2	23 N.ANTONELLI	ITA	Ongetta-Rivacold	HONDA	1'45.610	3 1'43.144	15 1'42.315	16 0.264 0.264
3	21 F.BAGNAIA	ITA	ASPAR Mahindra Team Moto3	MAHINDRA	1'46.550	4 1'43.464	10 1'42.536	16 0.485 0.221
4	16 A.MIGNO	ITA	SKY Racing Team VR46	KTM	1'46.866	2 1'43.726	8 1'42.561	16 0.510 0.025
5	19 G.RODRIGO	ARG	RBA Racing Team	KTM	1'48.483	5 1'43.229	15 1'42.620	12 0.569 0.059
6	20 F.QUARTARARO	FRA	Leopard Racing	KTM	1'45.858	6 1'44.177	12 1'42.638	19 0.587 0.018
7	33 E.BASTIANINI	ITA	Gresini Racing Moto3	HONDA	1'45.331	6 1'43.293	15 1'42.647	13 0.596 0.009
8	8 N.BULEGA	ITA	SKY Racing Team VR46	KTM	1'46.839	6 1'43.202	13 1'42.713	14 0.662 0.066
9	5 R.FENATI	ITA	SKY Racing Team VR46	KTM	1'46.511	4 1'43.265	16 1'42.778	12 0.727 0.065
10	41 B.BINDER	RSA	Red Bull KTM Ajo	KTM	1'46.394	5 1'43.612	19 1'42.787	16 0.736 0.009
11	95 J.DANILO	FRA	Ongetta-Rivacold	HONDA	1'46.684	4 1'43.416	14 1'42.972	19 0.921 0.185
12	58 J.GUEVARA	SPA	RBA Racing Team	KTM	1'46.904	4 1'43.561	9 1'43.031	14 0.980 0.059
13	65 P.OETTL	GER	Schedl GP Racing	KTM	1'47.163	5 1'44.376	15 1'43.035	16 0.984 0.004
14	24 T.SUZUKI	JPN	CIP-Unicom Starker	MAHINDRA	1'47.293	5 1'44.965	14 1'43.162	13 1.111 0.127
15	84 J.KORNFEIL	CZE	Drive M7 SIC Racing Team	HONDA	1'46.888	5 1'43.927	16 1'43.173	17 1.122 0.011
16	64 B.BENDSNEYDE	NED	Red Bull KTM Ajo	KTM	1'50.775	2 1'43.468	10 1'43.189	17 1.138 0.016
17	11 L.LOI	BEL	RW Racing GP BV	HONDA	1'46.481	6 1'43.208	18 1'43.546	17 1.157 0.019
18	89 K.PAWI	MAL	Honda Team Asia	HONDA	1'47.473	6 1'44.435	18 1'43.248	9 1.197 0.040
19	36 J.MIR	SPA	Leopard Racing	KTM	1'45.993	6 1'43.374	10 1'43.309	16 1.258 0.061
20	55 A.LOCATELLI	ITA	Leopard Racing	KTM	1'46.110	6 1'45.220	2 1'43.412	14 1.361 0.103
21	48 L.DALLA PORTA	ITA	Estrella Galicia 0,0	HONDA	1'47.764	6 1'44.508	16 1'43.433	15 1.382 0.021
22	10 A.MASBOU	FRA	Peugeot MC Saxoprint	PEUGEOT	1'46.764	6 1'44.853	15 1'43.470	15 1.419 0.037
23	17 J.MCPHEE	GBR	Peugeot MC Saxoprint	PEUGEOT	1'46.723	4 1'43.618	15 1'43.508	10 1.457 0.038
24	40 D.BINDER	RSA	Platinum Bay Real Estate	MAHINDRA	1'48.976	6 1'44.183	16 1'43.551	14 1.500 0.043
25	4 F.DI GIANNANTO	ITA	Gresini Racing Moto3	HONDA	1'47.563	6 1'43.579	14 1'43.607	16 1.528 0.028
26	7 A.NORRODIN	MAL	Drive M7 SIC Racing Team	HONDA	1'47.989	5 1'44.545	16 1'43.609	16 1.558 0.030
27	6 M.HERRERA	SPA	MH6 Team	KTM	1'47.789	5 1'44.717	15 1'43.634	9 1.583 0.025
29	43 S.VALTULINI	ITA	3570 Team Italia	MAHINDRA	1'53.374	10 1'45.432	16 1'44.916	17 2.865 0.572
30	22 D.WEBB	GBR	Platinum Bay Real Estate	MAHINDRA	1'50.261	4 1'46.125	15 1'45.064	15 3.013 0.148
31	77 L.PETRARCA	ITA	3570 Team Italia	MAHINDRA	1'50.351	6 1'46.116	16 1'45.440	11 3.389 0.376
32	3 F.SPIRANELLI	ITA	CIP-Unicom Starker	MAHINDRA	1'49.916	4 1'46.494	16 1'45.865	9 3.814 0.425

Pole Position Record:	2015	Enea BASTIANINI	1'41.283	161.4 Km/h
Circuit Record Lap:	2015	Jorge NAVARRO	1'42.135	160.0 Km/h
Circuit Best Lap:	2015	Enea BASTIANINI	1'41.283	161.4 Km/h

The results are provisional until the end of the limit for protest and appeals.

Time limit for protest expires 60' after publication of the results - Mr. Time:

These data/results cannot be reproduced, stored and/or transmitted in whole or in part by any manner of electronic, mechanical, photocopying, recording, broadcasting or otherwise now known or herein after developed without the previous express consent by the copyright owner, except for reproduction in daily press and regular printed publications on sale to the public within 60 days of the event related to those data/results and always provided that copyright symbol appears together as follows below.

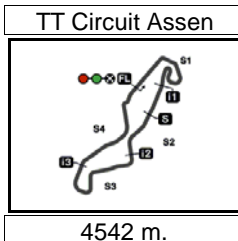
© DORNA, 2016

Official MotoGP Timing by TISSOT
www.motogp.com

Assen, Saturday, June 25, 2016







MOTUL TT ASSEN

Free Practice Nr. 3

Top Speed & Average

12



Rider	Nation	Motorcycle	Top 5 speeds					Average	Top
6 Maria HERRERA	SPA	KTM	218.0	217.4	216.6	216.3	216.0	216.9	218.0
5 Romano FENATI	ITA	KTM	217.8	217.0	215.6	214.4	213.4	215.6	217.8
16 Andrea MIGNO	ITA	KTM	217.8	217.4	216.1	213.5	212.6	215.5	217.8
19 Gabriel RODRIGO	ARG	KTM	217.2	217.0	215.1	214.6	213.9	215.3	217.2
64 Bo BENDSNEYDER	NED	KTM	217.2	212.2	211.4	210.5	210.0	212.3	217.2
48 Lorenzo DALLA PORTA	ITA	HONDA	217.1	216.0	215.2	214.7	214.4	215.5	217.1
95 Jules DANILO	FRA	HONDA	217.1	215.8	214.4	213.8	212.7	214.8	217.1
8 Nicolo BULEGA	ITA	KTM	216.8	215.4	214.6	214.3	213.1	214.8	216.8
7 Adam NORRODIN	MAL	HONDA	216.7	215.5	215.3	214.7	214.4	215.3	216.7
65 Philipp OETTL	GER	KTM	216.6	216.3	216.0	215.0	213.6	215.5	216.6
84 Jakub KORNFEIL	CZE	HONDA	216.5	215.6	215.4	215.1	215.1	215.5	216.5
36 Joan MIR	SPA	KTM	216.3	216.1	215.4	214.6	213.0	215.1	216.3
21 Francesco BAGNAIA	ITA	MAHINDRA	216.0	214.8	214.5	214.2	212.6	214.4	216.0
23 Niccolò ANTONELLI	ITA	HONDA	215.4	215.0	215.0	213.0	212.9	214.3	215.4
4 Fabio DI GIANNANTONIO	ITA	HONDA	215.0	214.4	213.2	212.9	212.8	213.7	215.0
55 Andrea LOCATELLI	ITA	KTM	215.0	214.6	214.5	214.0	213.9	214.4	215.0
58 Juanfran GUEVARA	SPA	KTM	214.9	214.6	214.4	213.9	213.8	214.3	214.9
41 Brad BINDER	RSA	KTM	214.7	214.5	214.0	213.4	212.5	213.8	214.7
44 Aron CANET	SPA	HONDA	214.6	214.4	214.1	214.1	212.9	213.8	214.6
12 Albert ARENAS	SPA	MAHINDRA	214.5	212.6	212.5	211.8	211.4	212.6	214.5
40 Darryn BINDER	RSA	MAHINDRA	214.3	214.3	213.9	213.8	212.6	213.8	214.3
20 Fabio QUARTARARO	FRA	KTM	214.1	213.8	212.1	211.7	210.8	212.5	214.1
11 Livio LOI	BEL	HONDA	214.1	213.0	212.6	212.6	211.8	212.7	214.1
33 Enea BASTIANINI	ITA	HONDA	214.1	213.8	213.2	212.9	212.8	213.4	214.1
24 Tatsuki SUZUKI	JPN	MAHINDRA	213.9	213.7	213.6	213.5	213.0	213.5	213.9
89 Khairul Idham PAWI	MAL	HONDA	213.8	213.6	213.6	213.6	213.1	213.5	213.8
43 Stefano VALTULINI	ITA	MAHINDRA	213.6	213.1	212.5	212.0	211.5	212.5	213.6
17 John MCPHEE	GBR	PEUGEOT	213.0	212.6	212.1	212.1	211.4	212.2	213.0
10 Alexis MASBOU	FRA	PEUGEOT	212.4	212.3	211.9	211.1	210.1	211.6	212.4
77 Lorenzo PETRARCA	ITA	MAHINDRA	212.4	212.3	211.6	210.4	210.3	211.4	212.4
22 Danny WEBB	GBR	MAHINDRA	211.9	209.9	209.5	209.4	209.1	210.0	211.9
3 Fabio SPIRANELLI	ITA	MAHINDRA	209.5	209.4	208.3	208.0	208.0	208.6	209.5

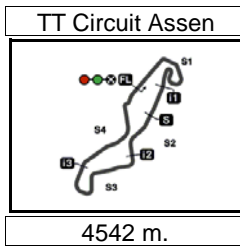
These data/results cannot be reproduced, stored and/or transmitted in whole or in part by any manner of electronic, mechanical, photocopying, recording, broadcasting or otherwise now known or herein after developed without the previous express consent by the copyright owner, except for reproduction in daily press and regular printed publications on sale to the public within 60 days of the event related to those data/results and always provided that copyright symbol appears together as follows below.

© DORNA, 2016

Official MotoGP Timing by TISSOT
www.motogp.com

Assen, Saturday, June 25, 2016





Results and timing service provided by TISSOT

Moto3

MOTUL TT ASSEN
Free Practice Nr. 3

Chronological Analysis of Performances

13

* Lap / Sector time cancelled T1 Time from finish line to 1st intermediate T3 Time from 2nd intermed. to 3rd intermed.
P Crossing the finish line in pit lane T2 Time from 1st intermed. to 2nd intermed. T4 Time from 3rd intermediate to finish line

Lap	Lap Time	T1	T2	T3	T4	Speed	Lap	Lap Time	T1	T2	T3	T4	Speed
1st 44 Aron CANET Estrella Galicia 0,0 SPA							5 1'44.248 33.965 16.621 29.256 24.406 211.6						
Runs=3 Total laps=17 Full laps=12							6 1'52.373 34.309 20.348 32.415 25.301 211.0						
1	2'39.141	1'27.414	17.031	30.229	24.467	210.6	7	1'44.247	34.017	16.550	29.323	24.357	211.1
2	1'47.360	34.246	16.751	32.132	24.231	212.9	8	1'44.102	33.923	16.564	29.416	24.199	211.1
3	1'43.917	34.082	16.551	29.144	24.140	212.3	9	1'44.137	33.916	16.501	29.402	24.318	209.9
4	1'44.041	34.088	16.588	29.317	24.048	214.4	10	2'03.580 P	38.543	20.756	31.443	32.838	198.0
5	1'43.227	33.674	16.409	29.090	24.054	212.9	11	6'49.951	5'36.784	16.815	30.506	25.846	208.2
6	1'43.058	33.669	16.315	29.192	23.882	214.6	12	1'53.314 P	34.157	16.591	31.180	31.386	210.2
7	1'53.744 P	34.011	16.595	29.464	33.674	214.1	13	7'38.390	6'27.641	16.505	29.656	24.588	214.5
8	5'58.730	4'47.592	16.868	29.602	24.668	207.4	14	1'42.883	33.707	16.277	28.953	23.946	214.2
9	1'44.632	34.186	16.699	29.414	24.333	211.5	15	1'46.206	33.746	19.362	29.286	23.812	216.0
10	1'44.069	33.895	16.634	29.268	24.272	209.2	16	1'42.536	33.570	16.283	28.798	23.885	212.6
11	1'44.111	33.986	16.670	29.275	24.180	209.0	4th 16 Andrea MIGNO SKY Racing Team VR ITA						
12	1'53.975 P	33.996	16.723	29.763	33.493	209.5	Runs=3 Total laps=16 Full laps=11						
13	8'13.312	7'03.311	16.854	29.058	24.089	207.2	1	2'48.097	1'36.656	17.008	29.804	24.629	208.6
14	1'42.634	33.532	16.444	28.629	24.029	210.1	2	1'44.883	34.391	16.662	29.492	24.338	211.5
15	1'42.051	33.208	16.238	28.817	23.788	214.1	3	1'44.598	34.254	16.679	29.354	24.311	211.6
16	1'42.692	33.474	16.499	28.701	24.018	208.9	4	1'43.976	34.255	16.541	29.165	24.015	212.6
17	1'42.671	33.467	16.466	28.757	23.981	209.0	5	1'48.348	34.224	16.742	29.524	27.858	209.7
2nd 23 Niccolò ANTONELL Ongetta-Rivacold ITA							6	1'43.918	33.941	16.386	29.277	24.314	217.4
Runs=3 Total laps=17 Full laps=12							7	1'50.171 P	34.053	16.666	29.094	30.358	209.7
1	2'38.732	1'26.369	17.143	30.395	24.825	207.0	8	8'41.871	7'30.790	16.612	30.129	24.340	211.5
2	1'45.010	34.448	16.581	29.598	24.383	210.8	9	1'43.882	34.113	16.430	29.125	24.214	211.9
3	1'44.297	34.092	16.494	29.457	24.254	215.4	10	1'43.767	33.922	16.543	29.245	24.057	211.5
4	1'43.997	33.991	16.462	29.368	24.176	215.0	11	1'43.851	33.981	16.581	29.197	24.092	211.6
5	1'43.845	34.145	16.352	29.385	23.963	215.0	12	1'54.769 P	36.439	17.002	30.336	30.992	207.2
6	1'43.610	33.703	16.464	29.305	24.138	212.9	13	5'48.361	4'38.384	16.675	29.394	23.908	213.5
7	1'52.045 P	33.936	16.488	29.455	32.166	213.0	14	1'42.960	33.948	16.265	28.883	23.864	216.1
8	7'50.344	6'39.824	16.790	29.535	24.195	206.5	15	1'43.067	33.699	16.324	29.049	23.995	217.8
9	1'43.563	33.737	16.465	29.169	24.192	211.3	16	1'42.561	33.684	16.380	28.699	23.798	211.9
10	1'43.272	33.574	16.477	29.067	24.154	210.7	5th 19 Gabriel RODRIGO RBA Racing Team ARG						
11	1'43.269	33.634	16.441	29.158	24.036	211.5	Runs=3 Total laps=13 Full laps=8						
12	1'52.932	36.556	19.712	30.544	26.120	163.1	1	2'53.651	1'36.552	19.874	32.351	24.874	148.1
13	1'43.625	33.703	16.491	29.209	24.222	208.2	2	1'44.810	34.486	16.630	29.463	24.231	213.2
14	1'50.802 P	34.235	16.812	29.324	30.431	208.0	3	1'44.025	34.029	16.394	29.382	24.220	217.2
15	6'22.976	5'13.181	16.584	29.236	23.975	210.6	4	1'43.554	33.848	16.534	29.258	23.914	213.5
16	1'42.315	33.576	16.324	28.754	23.661	212.4	5	1'57.550 P	37.281	17.324	30.707	32.238	204.7
17	1'42.752	33.899	16.384	28.765	23.704	211.4	6	11'10.810	9'58.926	16.748	30.103	25.033	213.9
3rd 21 Francesco BAGNAI ASPAR Mahindra Tea ITA							7	1'44.441	34.263	16.575	29.440	24.163	213.9
Runs=3 Total laps=16 Full laps=11							8	1'43.575	33.909	16.380	29.260	24.026	214.6
1	2'29.868	1'17.744	16.937	30.498	24.689	211.5	9	1'54.107 P	35.139	17.106	29.534	32.328	206.7
2	1'45.312	34.665	16.642	29.650	24.355	211.6	10	9'39.399	8'21.414	18.233	35.266	24.486	196.4
3	1'44.348	34.202	16.579	29.352	24.215	212.3	11	1'43.445	33.926	16.452	29.084	23.983	213.5
4	1'44.327	34.083	16.466	29.534	24.244	214.8	12	1'42.620	33.603	16.233	28.978	23.806	215.1

Fastest Lap: Aron CANET Estrella Galicia 0,0 SPA 1'42.051 33.208 16.238 28.817 23.788

These data/results cannot be reproduced, stored and/or transmitted in whole or in part by any manner of electronic, mechanical, photocopying, recording, broadcasting or otherwise now known or herein after developed without the previous express consent by the copyright owner, except for reproduction in daily press and regular printed publications on sale to the public within 60 days of the event related to those data/results and always provided that copyright symbol appears together as follows below.
© DORNA, 2016



Free Practice Nr. 3

Moto3

Lap	Lap Time	T1	T2	T3	T4	Speed	Lap	Lap Time	T1	T2	T3	T4	Speed
13	1'44.193	33.821	16.631	29.544	24.197	217.0	15	1'43.458	33.838	16.356	28.952	24.312	215.4
6th 20 Fabio QUARTARAR Leopard Racing FRA Runs=3 Total laps=19 Full laps=14							9th 5 Romano FENATI SKY Racing Team VR ITA Runs=3 Total laps=14 Full laps=9						
1	1'53.634	40.711	17.015	30.651	25.257	207.0	1	2'47.039	1'34.464	16.966	30.366	25.243	209.1
2	1'46.014	34.698	16.757	29.848	24.711	208.3	2	1'44.817	34.317	16.622	29.544	24.334	211.8
3	1'45.611	34.635	16.694	29.751	24.531	209.5	3	1'44.274	34.016	16.515	29.437	24.306	212.4
4	1'45.118	34.326	16.750	29.557	24.485	209.5	4	1'43.975	33.927	16.522	29.401	24.125	212.5
5	1'44.687	34.157	16.687	29.483	24.360	208.8	5	1'43.505	33.761	16.404	29.250	24.090	213.4
6	1'51.368 P	34.179	16.677	30.520	29.992	209.6	6	1'54.855 P	33.732	16.532	29.840	34.751	214.4
7	6'35.502	5'22.763	17.623	30.420	24.696	194.4	7	10'43.047	9'29.750	19.191	29.777	24.329	182.4
8	1'43.974	34.021	16.567	29.186	24.200	210.8	8	1'43.553	33.686	16.568	29.113	24.186	210.4
9	1'43.840	33.875	16.590	29.216	24.159	209.8	9	1'43.338	33.586	16.536	28.989	24.227	210.7
10	1'43.558	33.810	16.562	29.126	24.060	210.4	10	1'52.658 P	33.620	16.556	29.711	32.771	210.4
11	1'43.577	33.761	16.537	29.219	24.060	209.9	11	7'17.806	6'08.088	16.520	29.300	23.898	212.2
12	1'43.773	33.911	16.521	29.231	24.110	209.7	12	1'42.778	33.803	16.358	28.696	23.921	217.8
13	1'48.986	37.117	18.173	29.232	24.464	173.2	13	1'43.331	34.009	16.394	28.856	24.072	215.6
14	1'43.782	33.973	16.481	29.258	24.070	211.7	14	1'43.257	33.844	16.204	28.986	24.223	217.0
15	1'52.560 P	36.175	16.846	30.234	29.305	210.4	10th 41 Brad BINDER Red Bull KTM Ajo RSA Runs=3 Total laps=16 Full laps=11						
16	4'48.554	3'30.221	18.795	34.912	24.626	185.4	1	2'28.037	1'15.869	16.945	30.362	24.861	209.3
17	1'43.337	33.818	16.476	29.035	24.008	212.1	2	1'45.561	34.471	16.724	29.872	24.494	209.3
18	1'43.083	33.916	16.445	28.880	23.842	213.8	3	1'45.163	34.184	16.629	29.798	24.552	209.9
19	1'42.638	33.558	16.332	28.872	23.876	214.1	4	1'46.847	34.203	16.993	31.446	24.205	210.2
7th 33 Enea BASTIANINI Gresini Racing Moto3 ITA Runs=3 Total laps=13 Full laps=8							5	1'43.816	33.996	16.471	29.304	24.045	211.4
1	2'55.248	1'39.825	16.983	33.080	25.360	210.5	6	1'43.244	33.846	16.392	29.201	23.805	214.7
2	1'44.697	34.417	16.506	29.575	24.199	213.2	7	1'44.068	33.820	16.449	29.457	24.342	214.0
3	1'44.304	34.106	16.564	29.520	24.114	213.8	8	1'56.927 P	37.296	16.576	29.646	33.409	211.6
4	1'43.755	34.022	16.378	29.373	23.982	214.1	9	7'11.647	6'00.765	16.727	29.856	24.299	209.5
5	1'59.369 P	37.089	16.710	30.443	35.127	209.7	10	1'44.732	34.021	16.554	29.555	24.602	210.1
6	11'06.745	9'53.071	17.252	30.190	26.232	199.7	11	1'44.074	33.983	16.473	29.519	24.099	212.5
7	1'43.941	33.917	16.373	29.449	24.202	212.9	12	1'53.399 P	34.090	16.558	29.637	33.114	211.4
8	1'43.993	33.936	16.524	29.310	24.223	210.5	13	7'29.348	6'17.973	17.055	29.932	24.388	205.4
9	1'46.435	35.508	16.659	29.481	24.787	209.7	14	1'43.347	33.678	16.486	29.083	24.100	211.8
10	1'52.293 P	34.213	16.595	29.730	31.755	209.8	15	1'50.680	41.222	16.465	29.127	23.866	214.5
11	8'36.487	7'26.317	16.661	29.429	24.080	211.9	16	1'42.787	33.569	16.383	28.976	23.859	213.4
12	1'42.864	33.679	16.315	28.912	23.958	212.6	11th 95 Jules DANILO Ongetta-Rivacold FRA Runs=3 Total laps=19 Full laps=14						
13	1'42.647	33.565	16.276	28.937	23.869	212.8	1	2'33.990	1'20.826	16.983	30.502	25.679	210.3
8th 8 Nicolo BULEGA SKY Racing Team VR ITA Runs=3 Total laps=16 Full laps=11							2	1'45.766	34.750	16.702	29.824	24.490	214.4
1	2'49.871	1'37.931	16.865	30.530	24.545	212.2	3	1'44.476	34.185	16.519	29.507	24.265	212.7
2	1'45.285	34.771	16.591	29.505	24.418	214.6	4	1'45.165	34.645	16.625	29.586	24.309	212.2
3	1'44.667	34.535	16.489	29.445	24.198	213.1	5	1'45.195	34.200	16.596	29.935	24.464	210.0
4	1'44.569	34.218	16.702	29.457	24.192	211.0	6	1'44.493	34.096	16.569	29.595	24.233	211.1
5	1'43.977	33.874	16.546	29.413	24.144	210.9	7	1'44.352	34.018	16.494	29.644	24.196	211.3
6	1'46.724	34.105	17.389	30.909	24.321	209.9	8	1'43.941	33.951	16.583	29.432	23.975	211.8
7	1'43.765	33.826	16.518	29.277	24.144	212.7	9	1'53.879 P	34.309	16.804	31.160	31.606	210.9
8	1'53.673 P	34.235	16.755	29.558	33.125	209.7	10	4'37.373	3'26.636	16.553	29.746	24.438	211.3
9	7'25.735	6'14.921	16.867	29.643	24.304	208.1	11	1'44.457	34.066	16.518	29.581	24.292	211.4
10	1'43.415	33.734	16.500	29.136	24.045	209.6	12	1'44.034	34.024	16.471	29.432	24.107	212.0
11	1'43.115	33.642	16.403	28.963	24.107	211.1	13	1'44.030	33.918	16.506	29.483	24.123	212.2
12	1'54.285 P	33.943	16.578	29.274	34.490	209.2	14	1'43.571	33.881	16.441	29.294	23.955	212.3
13	6'59.672	5'49.168	16.874	29.729	23.901	210.9	15	1'51.723 P	34.042	16.611	29.752	31.318	210.4
14	1'42.713	33.794	16.301	28.706	23.912	216.8	Fastest Lap: Aron CANET Estrella Galicia 0,0 SPA 1'42.051 33.208 16.238 28.817 23.788						

These data/results cannot be reproduced, stored and/or transmitted in whole or in part by any manner of electronic, mechanical, photocopying, recording, broadcasting or otherwise now known or herein after developed without the previous express consent by the copyright owner, except for reproduction in daily press and regular printed publications on sale to the public within 60 days of the event related to those data/results and always provided that copyright symbol appears together as follows below.
© DORNA, 2016

Free Practice Nr. 3

Moto3

Lap	Lap Time	T1	T2	T3	T4	Speed	Lap	Lap Time	T1	T2	T3	T4	Speed
16	4'53.103	3'43.186	16.645	29.326	23.946	212.5	13	1'43.162	33.914	16.357	28.996	23.895	212.2
17	1'43.502	33.969	16.408	29.124	24.001	213.8	14	1'44.589	33.814	16.614	29.510	24.651	213.0
18	1'43.990	33.874	16.526	29.646	23.944	215.8	15th 84 Jakub KORNFEIL Drive M7 SIC Racing CZE						
19	1'42.972	33.962	16.346	28.934	23.730	217.1	Runs=2 Total laps=17 Full laps=14						
12th 58 Juanfran GUEVARA RBA Racing Team SPA							1	2'30.201	1'17.192	17.213	30.805	24.991	214.9
Runs=3 Total laps=15 Full laps=10							2	1'45.333	34.628	16.560	29.557	24.588	215.1
1	2'49.616	1'37.047	17.420	30.517	24.632	207.5	3	1'44.302	34.211	16.435	29.490	24.166	215.4
2	1'45.407	34.947	16.524	29.769	24.167	213.6	4	1'44.243	33.966	16.495	29.618	24.164	216.5
3	1'44.865	34.484	16.496	29.560	24.325	213.7	5	1'43.826	33.965	16.513	29.290	24.058	215.6
4	1'44.710	34.288	16.440	29.782	24.200	213.9	6	1'44.072	34.070	16.407	29.245	24.350	215.1
5	1'44.028	34.192	16.434	29.252	24.150	213.8	7	1'44.939	34.151	16.667	29.395	24.726	209.5
6	1'54.365 P	34.380	16.619	29.915	33.451	213.3	8	1'47.537	34.437	18.405	29.869	24.826	192.8
7	9'30.515	8'19.301	16.624	30.050	24.540	212.1	9	1'45.094	34.409	16.688	29.583	24.414	209.7
8	1'44.884	34.082	16.478	30.110	24.214	212.9	10	1'45.271	34.196	16.688	29.719	24.668	210.3
9	1'44.256	34.121	16.391	29.351	24.393	213.6	11	1'45.198	34.319	16.743	29.647	24.489	209.9
10	1'45.373	34.344	16.657	29.826	24.546	211.5	12	1'52.102 P	34.189	16.655	29.571	31.687	210.5
11	1'59.406 P	41.548	16.823	30.595	30.440	211.9	13	11'54.438	0'39.875	19.752	30.172	24.639	166.5
12	7'48.914	6'29.084	19.066	34.645	26.119	189.0	14	1'44.370	34.290	16.534	29.332	24.214	210.8
13	1'43.380	34.020	16.315	29.246	23.799	214.6	15	1'43.356	33.768	16.465	29.035	24.088	212.6
14	1'43.031	33.726	16.351	29.128	23.826	214.9	16	1'46.056	33.738	16.569	31.189	24.560	210.9
15	1'43.879	33.858	16.503	29.455	24.063	214.4	17	1'43.173	33.696	16.412	29.015	24.050	213.9
13th 65 Philipp OETTL Schedl GP Racing GER							16th 64 Bo BENDSNEYDER Red Bull KTM Ajo NED						
Runs=2 Total laps=16 Full laps=13							Runs=3 Total laps=17 Full laps=12						
1	2'33.915	1'20.286	17.070	30.893	25.666	211.3	1	2'13.962	1'01.287	17.257	30.352	25.066	205.5
2	1'47.435	35.206	16.754	30.753	24.722	216.0	2	1'46.400	35.015	17.069	29.678	24.638	207.1
3	1'45.431	34.833	16.567	29.664	24.367	216.3	3	1'46.049	34.665	16.968	29.722	24.694	207.8
4	1'44.978	34.747	16.516	29.544	24.171	213.6	4	1'45.621	34.630	16.890	29.548	24.553	208.0
5	1'44.327	34.177	16.529	29.362	24.259	213.1	5	1'45.459	34.428	16.889	29.591	24.551	207.5
6	1'43.885	34.018	16.422	29.331	24.114	215.0	6	1'45.247	34.358	16.837	29.580	24.472	207.7
7	1'47.460	36.758	16.469	29.753	24.480	216.6	7	1'55.555	39.340	17.659	31.896	26.660	205.6
8	1'44.172	34.080	16.512	29.402	24.178	212.2	8	1'52.334 P	34.419	16.930	29.692	31.293	208.3
9	1'43.904	33.927	16.470	29.387	24.120	212.8	9	6'46.023	5'30.142	17.241	32.330	26.310	204.4
10	1'44.140	34.020	16.488	29.442	24.190	212.5	10	1'44.755	34.365	16.747	29.337	24.306	208.8
11	1'44.260	34.037	16.484	29.473	24.266	211.8	11	1'44.539	34.292	16.580	29.287	24.380	210.0
12	1'56.985 P	36.405	17.665	31.438	31.477	196.0	12	1'44.038	34.078	16.724	29.096	24.140	208.7
13	13'10.032	1'59.724	16.738	29.480	24.090	210.1	13	1'54.411 P	35.559	17.314	30.627	30.911	205.9
14	1'43.540	33.939	16.373	29.204	24.024	212.2	14	6'13.446	5'02.281	16.749	29.818	24.598	212.2
15	1'43.271	33.773	16.375	29.138	23.985	212.4	15	1'43.494	33.944	16.587	28.963	24.000	210.5
16	1'43.035	33.658	16.368	29.106	23.903	213.0	16	1'49.884	40.527	16.468	29.038	23.851	211.4
14th 24 Tatsuki SUZUKI CIP-Unicom Starker JPN							17th 89 Khairul Idham PAWI Honda Team Asia MAL						
Runs=3 Total laps=14 Full laps=9							Runs=3 Total laps=14 Full laps=9						
1	2'51.740	1'38.162	17.218	31.303	25.057	213.7	1	2'40.604	1'21.484	21.499	32.735	24.886	164.0
2	1'46.094	35.053	16.680	29.900	24.461	212.9	2	1'46.441	35.013	17.081	30.073	24.274	213.1
3	1'44.997	34.490	16.740	29.555	24.212	213.9	3	1'45.452	34.498	16.715	29.686	24.553	213.6
4	1'44.117	34.068	16.435	29.590	24.024	213.6	4	1'45.650	34.524	16.796	29.693	24.637	211.1
5	1'59.566 P	35.269	16.853	31.863	35.581	208.0	5	1'45.047	34.276	16.760	29.504	24.507	210.5
6	10'54.152	9'39.115	17.924	31.341	25.772	197.5	6	2'03.645 P	35.729	20.171	33.488	34.257	167.7
7	1'45.467	35.660	16.452	29.293	24.062	213.5	7	9'15.257	7'58.844	20.478	31.698	24.237	174.5
8	1'43.514	33.913	16.434	29.243	23.924	212.7	8	1'43.545	33.857	16.524	29.050	24.114	212.8
9	1'43.562	33.890	16.363	29.262	24.047	212.6	9	1'43.248	33.726	16.483	28.887	24.152	212.2
10	1'57.347 P	35.840	18.042	30.662	32.803	197.6	10	1'43.294	33.770	16.499	28.912	24.113	213.8
11	8'00.845	6'43.107	19.496	32.060	26.182	175.8	11	1'59.196 P	36.262	19.580	30.292	33.062	170.5
12	1'47.317	35.657	17.221	29.875	24.564	203.0							

Fastest Lap: Aron CANET Estrella Galicia 0,0 SPA **1'42.051** 33.208 16.238 28.817 23.788

These data/results cannot be reproduced, stored and/or transmitted in whole or in part by any manner of electronic, mechanical, photocopying, recording, broadcasting or otherwise now known or herein after developed without the previous express consent by the copyright owner, except for reproduction in daily press and regular printed publications on sale to the public within 60 days of the event related to those data/results and always provided that copyright symbol appears together as follows below.
© DORNA, 2016

Free Practice Nr. 3

Moto3

Lap	Lap Time	T1	T2	T3	T4	Speed	Lap	Lap Time	T1	T2	T3	T4	Speed
12	8'31.935	6'57.311	31.257	35.362	28.005	111.8	11	1'44.559	34.245	16.454	29.515	24.345	213.7
13	1'44.676	34.246	16.587	29.741	24.102	213.6	12	1'44.483	34.143	16.630	29.421	24.289	214.7
14	1'43.764	33.831	16.502	29.280	24.151	213.6	13	1'52.763 P	35.015	16.660	29.934	31.154	212.2
18th 36 Joan MIR Leopard Racing SPA							14th 6'36.362 5'24.807 16.900 29.888 24.767 207.0						
Runs=3 Total laps=18 Full laps=13							15 1'43.433 34.045 16.383 29.059 23.946 217.1						
1	2'29.098	1'16.653	17.303	30.440	24.702	209.2	16	1'43.811	33.755	16.574	29.236	24.246	211.6
2	1'45.431	34.817	16.678	29.606	24.330	211.6	17	1'43.590	33.937	16.363	28.997	24.293	214.4
3	1'44.661	34.357	16.485	29.484	24.335	214.6	21st 10 Alexis MASBOU Peugeot MC Saxoprin FRA						
4	1'45.006	34.263	16.566	30.087	24.090	216.1	Runs=3 Total laps=15 Full laps=10						
5	1'44.089	34.234	16.481	29.366	24.008	215.4	1	2'39.368	1'26.891	17.200	30.493	24.784	207.4
6	1'44.564	34.403	16.679	29.382	24.100	212.9	2	1'45.754	34.753	16.675	29.691	24.635	212.3
7	1'44.314	34.065	16.377	29.431	24.441	216.3	3	1'45.584	34.619	16.768	29.669	24.528	208.6
8	1'48.386	37.309	16.995	29.717	24.365	211.2	4	1'44.870	34.523	16.645	29.533	24.169	211.9
9	1'44.614	34.257	16.491	29.590	24.276	211.3	5	1'44.601	34.347	16.559	29.481	24.214	211.1
10	2'00.391 P	36.120	17.606	31.095	35.570	196.4	6	1'44.708	34.233	16.641	29.438	24.396	208.1
11	7'41.909	6'22.878	19.428	34.490	25.113	183.9	7	1'53.569 P	34.390	17.195	30.320	31.664	207.7
12	1'51.618	35.026	20.206	31.368	25.018	175.3	8	10'17.041	9'04.959	17.198	30.164	24.720	207.3
13	2'02.254	49.623	17.697	30.522	24.412	201.3	9	1'50.319	36.433	16.926	30.093	26.867	207.0
14	1'51.700 P	34.118	16.480	30.544	30.558	210.3	10	1'45.538	34.314	16.811	29.669	24.744	207.5
15	4'19.345	3'09.420	16.444	29.422	24.059	212.9	11	1'44.360	34.269	16.607	29.318	24.166	209.5
16	1'43.309	33.786	16.387	29.204	23.932	213.0	12	1'52.014 P	34.809	17.029	31.261	28.915	208.0
17	1'43.863	33.851	16.454	29.443	24.115	212.5	13	5'59.105	4'47.810	17.302	29.781	24.212	203.0
18	1'45.072	34.002	16.611	30.227	24.232	207.6	14	1'43.983	34.069	16.559	29.141	24.214	210.1
19th 55 Andrea LOCATELLI Leopard Racing ITA							15th 1'43.470 34.041 16.409 29.080 23.940 212.4						
Runs=3 Total laps=16 Full laps=11							22nd 17 John MCPHEE Peugeot MC Saxoprin GBR						
1	2'30.391	1'17.770	17.364	30.280	24.977	208.9	Runs=3 Total laps=15 Full laps=10						
2	1'45.435	34.728	16.617	29.729	24.361	214.6	1	2'50.634	1'37.637	17.118	30.928	24.951	209.1
3	1'44.079	34.165	16.396	29.411	24.107	214.5	2	1'45.261	34.655	16.623	29.663	24.320	211.4
4	1'44.432	34.090	16.452	29.738	24.152	215.0	3	1'44.720	34.520	16.634	29.303	24.263	209.9
5	1'43.690	33.916	16.488	29.245	24.041	214.0	4	1'44.416	34.315	16.638	29.371	24.092	211.3
6	1'44.570	34.412	16.658	29.483	24.017	209.2	5	1'44.470	34.181	16.590	29.513	24.186	210.0
7	1'44.493	34.139	16.644	29.501	24.209	213.9	6	1'52.713 P	34.179	16.781	29.305	32.448	209.9
8	1'55.066 P	36.673	17.935	29.750	30.708	195.4	7	9'37.504	8'26.740	16.737	29.475	24.552	208.6
9	10'34.651	9'17.642	18.262	32.694	26.053	187.2	8	1'43.615	34.273	16.432	28.887	24.023	212.1
10	1'44.241	34.182	16.519	29.387	24.153	212.2	9	1'44.471	34.250	16.390	29.536	24.295	213.0
11	1'44.449	34.189	16.592	29.599	24.069	210.6	10	1'43.508	33.909	16.518	29.068	24.013	210.1
12	1'53.583 P	36.188	16.627	30.263	30.505	210.9	11	1'54.875 P	36.259	16.443	29.402	32.771	212.6
13	5'25.879	4'06.930	18.463	32.155	28.331	185.3	12	6'35.767	5'25.362	16.746	29.413	24.246	209.3
14	1'43.412	34.050	16.399	29.156	23.807	212.5	13	1'44.168	34.066	16.530	29.421	24.151	212.1
15	1'43.568	33.864	16.412	29.208	24.084	213.3	14	1'47.854	34.003	16.502	30.450	26.899	211.3
16	1'45.285	35.209	16.504	29.474	24.098	212.0	15	1'44.041	34.113	16.577	29.185	24.166	209.8
20th 48 Lorenzo DALLA PO Estrella Galicia 0,0 ITA							23rd 11 Livio LOI RW Racing GP BV BEL						
Runs=3 Total laps=17 Full laps=12							Runs=3 Total laps=18 Full laps=12						
1	2'38.985	1'26.814	16.957	30.399	24.815	210.2	1	2'28.632	1'13.956	19.603	30.244	24.829	173.8
2	1'44.961	34.493	16.534	29.781	24.153	213.8	2	1'45.066	34.554	16.633	29.412	24.467	211.8
3	1'44.536	34.270	16.601	29.509	24.156	216.0	3	1'45.118	34.287	16.611	29.690	24.530	212.6
4	1'44.974	34.410	16.611	29.626	24.327	212.9	4	1'44.545	34.271	16.559	29.296	24.419	214.1
5	1'44.581	34.152	16.527	29.423	24.479	213.2	5	1'44.180	33.961	16.676	29.170	24.373	209.0
6	1'43.966	33.952	16.382	29.542	24.090	215.2	6	1'44.009	33.968	16.614	29.194	24.233	210.3
7	1'52.685 P	34.257	16.418	29.680	32.330	214.2	7	1'56.991 P	38.541	16.897	29.848	31.705	210.2
8	6'15.342	5'03.901	16.681	30.177	24.583	210.9	8	5'44.388	4'33.250	17.115	29.528	24.495	204.7
9	1'45.092	34.387	16.657	29.763	24.285	212.4	9	1'44.127	33.932	16.687	29.225	24.283	209.7
10	1'44.057	34.023	16.439	29.431	24.164	214.3	10	1'46.613	34.080	17.573	30.613	24.347	209.5

Fastest Lap: Aron CANET Estrella Galicia 0,0 SPA **1'42.051** 33.208 16.238 28.817 23.788

These data/results cannot be reproduced, stored and/or transmitted in whole or in part by any manner of electronic, mechanical, photocopying, recording, broadcasting or otherwise now known or herein after developed without the previous express consent by the copyright owner, except for reproduction in daily press and regular printed publications on sale to the public within 60 days of the event related to those data/results and always provided that copyright symbol appears together as follows below.
© DORNA, 2016

Official MotoGP Timing by TISSOT
www.motogp.com

Assen, Saturday, June 25, 2016



Free Practice Nr. 3

Moto3

Lap	Lap Time	T1	T2	T3	T4	Speed	Lap	Lap Time	T1	T2	T3	T4	Speed
11	1'44.238	34.044	16.616	29.184	24.394	210.3	9	1'46.367	35.972	16.685	29.458	24.252	212.7
12	1'44.217	34.079	16.638	29.229	24.271	209.9	10	1'44.594	34.173	16.622	29.478	24.321	210.9
13	1'53.355 P	35.285	17.182	30.190	30.698	207.2	11	1'43.968	34.042	16.565	29.321	24.040	212.5
14	6'01.924	4'45.183	21.256	30.565	24.920	159.6	12	1'46.377	34.468	16.908	30.164	24.837	211.3
15	1'43.693	33.741	16.558	29.191	24.203	213.0	13	1'55.967 P	34.631	16.808	31.152	33.376	211.1
16	1'44.044	33.937	16.566	29.380	24.161	212.6	14	4'56.305	3'37.341	18.992	33.987	25.985	193.5
17	1'43.546	33.777	16.546	29.098	24.125	211.8	15	1'46.462	35.612	16.844	29.777	24.229	205.7
unfinished		33.741	16.595			210.4	16	1'43.609	33.846	16.434	29.063	24.266	214.7
							17	1'44.793	33.768	16.510	29.466	25.049	213.8

24th **40** Darryn BINDER Platinum Bay Real Es RSA

Runs=3	Total laps=15	Full laps=10				
1	2'29.717	1'16.797	17.357	30.808	24.755	211.5
2	1'46.422	35.332	16.537	29.787	24.766	214.3
3	1'45.835	34.574	16.648	29.867	24.746	211.3
4	1'46.443	34.877	16.713	30.134	24.719	207.6
5	1'46.713	35.717	16.704	29.963	24.329	208.9
6	1'44.764	34.320	16.752	29.537	24.155	209.7
7	1'53.359 P	34.767	16.564	29.446	32.582	214.3
8	8'07.335	6'56.593	16.617	29.733	24.392	212.6
9	1'45.189	34.269	16.500	29.676	24.744	210.5
10	1'47.168	34.967	16.882	30.482	24.837	208.4
11	1'55.100 P	35.205	16.752	30.183	32.960	207.0
12	8'09.153	6'58.460	16.686	29.480	24.527	210.3
13	1'44.088	33.982	16.455	29.343	24.308	212.5
14	1'43.551	33.870	16.382	28.984	24.315	213.9
15	1'43.878	34.259	16.335	28.843	24.441	213.8

25th **4** Fabio DI GIANNANT Gresini Racing Moto3 ITA

Runs=3	Total laps=16	Full laps=11				
1	2'29.199	1'17.090	17.074	30.422	24.613	212.8
2	1'45.228	34.656	16.535	29.587	24.450	213.2
3	1'44.636	34.173	16.628	29.524	24.311	212.0
4	1'44.503	34.189	16.533	29.392	24.389	215.0
5	1'44.233	33.958	16.599	29.247	24.429	211.8
6	1'43.973	33.893	16.561	29.283	24.236	212.2
7	1'45.487	34.536	16.743	29.955	24.253	205.8
8	1'51.276 P	34.167	16.751	29.747	30.611	208.5
9	9'31.708	8'20.513	16.801	29.791	24.603	208.1
10	1'44.721	33.997	16.686	29.472	24.566	208.2
11	1'44.076	33.867	16.569	29.270	24.370	210.5
12	1'44.520	33.783	16.685	29.602	24.450	208.2
13	1'49.560 P	34.304	16.782	29.560	28.914	206.0
14	5'17.595	4'07.625	16.484	29.271	24.215	212.9
15	1'43.963	33.962	16.441	29.229	24.331	214.4
16	1'43.607	33.532	16.527	29.160	24.388	209.7

26th **7** Adam NORRODIN Drive M7 SIC Racing MAL

Runs=3	Total laps=17	Full laps=12				
1	2'33.430	1'18.903	17.746	31.508	25.273	213.1
2	1'47.244	35.512	16.733	30.273	24.726	215.5
3	1'46.059	35.241	16.648	29.744	24.426	213.6
4	1'45.227	34.984	16.519	29.560	24.164	215.3
5	1'44.688	34.542	16.434	29.471	24.241	216.7
6	1'44.683	34.265	16.512	29.630	24.276	214.4
7	1'55.166 P	34.558	16.726	30.274	33.608	213.3
8	8'18.891	7'05.196	17.074	31.235	25.386	209.7

27th **6** Maria HERRERA MH6 Team SPA

Runs=3	Total laps=17	Full laps=12				
1	2'34.124	1'21.502	16.907	30.185	25.530	213.9
2	1'46.622	35.203	16.650	30.099	24.670	216.6
3	1'45.772	34.821	16.714	29.759	24.478	213.8
4	1'45.137	34.609	16.583	29.682	24.263	213.6
5	1'44.532	34.694	16.472	29.287	24.079	215.5
6	1'45.582	34.595	16.851	29.817	24.319	203.6
7	1'54.984 P	34.644	16.606	29.441	34.293	218.0
8	8'02.868	6'52.914	16.621	29.097	24.236	213.6
9	1'43.634	34.111	16.477	29.025	24.021	214.4
10	1'44.743	34.022	16.442	30.246	24.033	213.6
11	1'45.073	33.885	16.571	29.131	25.486	217.4
12	1'44.105	34.099	16.529	29.251	24.226	212.2
13	1'54.968 P	34.625	16.936	29.765	33.642	210.0
14	4'46.225	3'35.577	16.957	29.676	24.015	215.0
15	1'43.943	34.072	16.584	29.181	24.106	216.0
16	1'44.282	34.351	16.581	29.216	24.134	213.4
17	1'44.508	34.756	16.413	29.211	24.128	216.3

28th **12** Albert ARENAS ASPAR Mahindra Tea SPA

Runs=3	Total laps=15	Full laps=10				
1	2'33.874	1'18.620	17.859	31.584	25.811	211.3
2	1'48.504	35.722	17.060	30.697	25.025	212.6
3	1'46.490	34.891	17.030	29.863	24.706	211.8
4	1'46.614	35.106	17.231	29.780	24.497	204.3
5	1'45.501	34.567	16.698	29.822	24.414	212.5
6	1'52.448	34.932	16.956	31.115	29.445	209.6
7	1'45.975	34.719	16.708	29.795	24.753	211.4
8	1'45.505	34.259	16.738	29.617	24.891	208.2
9	2'01.533 P	36.207	18.509	31.372	35.445	192.4
10	9'43.664	8'24.765	22.411	31.369	25.119	127.3
11	1'46.167	34.367	16.839	30.111	24.850	206.4
12	1'55.911 P	34.521	17.001	31.258	33.131	207.9
13	6'08.937	4'43.575	24.542	34.322	26.498	114.8
14	1'44.770	34.468	16.597	29.359	24.346	214.5
15	1'44.344	34.262	16.673	29.287	24.122	210.6

29th **43** Stefano VALTULINI 3570 Team Italia ITA

Runs=3	Total laps=18	Full laps=13				
1	2'30.110	1'15.063	18.861	30.851	25.335	195.6
2	1'47.014	35.271	16.799	30.208	24.736	213.6
3	1'46.881	34.974	16.844	30.162	24.901	210.1
4	1'46.091	34.757	16.964	29.747	24.623	204.5
5	1'45.836	34.695	16.775	29.727	24.639	209.3
6	1'45.242	34.575	16.649	29.592	24.426	212.0

Fastest Lap: Aron CANET Estrella Galicia 0,0 SPA **1'42.051** 33.208 16.238 28.817 23.788

These data/results cannot be reproduced, stored and/or transmitted in whole or in part by any manner of electronic, mechanical, photocopying, recording, broadcasting or otherwise now known or herein after developed without the previous express consent by the copyright owner, except for reproduction in daily press and regular printed publications on sale to the public within 60 days of the event related to those data/results and always provided that copyright symbol appears together as follows below.
© DORNA, 2016

Free Practice Nr. 3

Moto3

Lap	Lap Time	T1	T2	T3	T4	Speed	Lap	Lap Time	T1	T2	T3	T4	Speed
7	1'45.284	34.326	16.712	29.596	24.650	211.5	3	1'46.440	34.984	16.891	29.942	24.623	208.3
8	2'02.325 P	40.381	17.584	30.383	33.977	205.8	4	1'57.636 P	35.142	17.013	30.971	34.510	209.5
9	6'37.165	5'22.462	17.825	31.165	25.713	204.7	5	9'32.487 P	8'10.937	17.306	31.222	33.022	204.4
10	1'46.754	34.998	16.980	29.838	24.938	206.6	6	5'27.163	4'14.252	17.139	30.463	25.309	204.1
11	1'50.291	36.019	17.508	31.630	25.134	204.5	7	1'46.250	34.823	16.908	29.732	24.787	206.2
12	1'46.159	34.613	16.983	29.736	24.827	206.4	8	1'46.088	34.606	16.889	29.773	24.820	208.0
13	1'45.551	34.471	16.807	29.582	24.691	208.1	9	1'45.865	34.640	16.783	29.722	24.720	207.5
14	1'56.489 P	34.525	17.219	32.236	32.509	207.1	10	1'46.345	34.606	16.890	29.845	25.004	206.2
15	4'08.199	2'56.406	17.112	30.049	24.632	213.1	11	1'57.054 P	35.831	17.168	30.850	33.205	206.4
16	1'44.941	34.474	16.684	29.450	24.333	212.5	12	2'13.037	1'01.211	16.895	29.862	25.069	208.0
17	1'44.916	34.241	16.686	29.501	24.488	210.8	13	1'47.002	34.837	16.973	30.012	25.180	207.6
18	1'44.956	34.312	16.642	29.635	24.367	210.5	14	1'47.022	34.799	17.000	30.147	25.076	207.2
							15	1'48.925	35.549	17.161	30.511	25.704	207.2
							16	1'48.500	34.913	17.091	30.832	25.664	205.9

30th 22 Danny WEBB Platinum Bay Real Es GBR
Runs=3 Total laps=15 Full laps=10

1	2'32.867	1'17.976	17.602	31.112	26.177	207.6
2	1'48.403	35.544	17.003	30.961	24.895	207.6
3	1'47.531	35.498	17.061	29.904	25.068	209.9
4	1'47.140	35.282	17.015	30.191	24.652	207.4
5	1'46.221	34.727	16.814	29.871	24.809	209.4
6	1'46.474	34.741	16.925	29.822	24.986	206.9
7	1'57.085 P	35.902	17.662	31.102	32.419	202.0
8	7'57.278	6'44.751	17.023	30.410	25.094	209.1
9	1'46.203	34.781	16.929	29.783	24.710	206.5
10	1'46.431	34.759	16.923	29.930	24.819	204.9
11	1'55.307 P	35.366	17.267	30.647	32.027	203.9
12	8'08.390	6'56.333	17.152	30.265	24.640	207.6
13	1'45.773	34.968	16.793	29.585	24.427	209.5
14	1'45.418	34.489	16.746	29.591	24.592	208.9
15	1'45.064	34.546	16.666	29.426	24.426	211.9

31st 77 Lorenzo PETRARC 3570 Team Italia ITA
Runs=3 Total laps=18 Full laps=13

1	2'32.596	1'18.104	17.836	31.069	25.587	212.3
2	1'48.041	35.556	16.987	30.518	24.980	206.7
3	1'47.315	35.711	16.867	30.085	24.652	211.6
4	1'46.415	35.151	16.663	30.000	24.601	212.4
5	1'46.033	34.644	16.718	30.064	24.607	210.4
6	1'45.939	34.689	16.789	29.905	24.556	209.1
7	1'53.939 P	35.199	16.976	30.581	31.183	207.4
8	6'06.345	4'52.794	17.627	30.635	25.289	204.8
9	1'46.208	35.063	16.795	29.809	24.541	208.6
10	1'45.828	34.616	16.821	30.016	24.375	206.2
11	1'45.440	34.780	16.691	29.671	24.298	209.7
12	1'52.059 P	34.341	16.695	29.841	31.182	210.3
13	5'33.555	4'18.508	18.034	31.759	25.254	199.9
14	1'45.930	34.685	16.857	29.729	24.659	207.3
15	1'45.527	34.386	16.752	29.747	24.642	207.4
16	1'45.584	34.507	16.774	29.729	24.574	207.5
17	1'45.705	34.499	16.764	29.784	24.658	207.3
18	1'45.846	34.426	16.702	29.926	24.792	207.5

32nd 3 Fabio SPIRANELLI CIP-Unicom Starker ITA
Runs=4 Total laps=16 Full laps=10

1	2'50.466	1'36.801	17.371	31.100	25.194	207.6
2	1'46.533	35.231	16.819	29.746	24.737	209.4

Fastest Lap: Aron CANET Estrella Galicia 0,0 SPA **1'42.051** 33.208 16.238 28.817 23.788

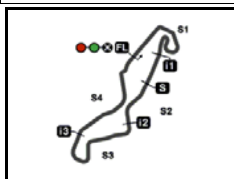
These data/results cannot be reproduced, stored and/or transmitted in whole or in part by any manner of electronic, mechanical, photocopying, recording, broadcasting or otherwise now known or herein after developed without the previous express consent by the copyright owner, except for reproduction in daily press and regular printed publications on sale to the public within 60 days of the event related to those data/results and always provided that copyright symbol appears together as follows below.
© DORNA, 2016

Official MotoGP Timing by TISSOT
www.motogp.com

Assen, Saturday, June 25, 2016

Page 6 of 6





4542 m.

MOTUL TT ASSEN

Free Practice Nr. 3

Best Partial Times

IT Ideal Lap Time, sum of the best partial times*BT* Best Lap Time

T1			T2			T3			T4				
Pos	Rider	Time	Rider	Time	Rider	Time	Rider	Time	Pos	Rider	IT	BT	
1	A.CANET	33.208	R.FENATI	16.204	A.CANET	28.629	N.ANTONELLI	23.661	1	A.CANET	1'41.863	1'42.051 (1)	
2	F.DI GIANNANTO	33.532	G.RODRIGO	16.233	R.FENATI	28.696	J.DANILO	23.730	2	N.ANTONELLI	1'42.313	1'42.315 (2)	
3	F.QUARTARARO	33.558	A.CANET	16.238	A.MIGNO	28.699	A.CANET	23.788	3	R.FENATI	1'42.384	1'42.778 (9)	
4	E.BASTIANINI	33.565	A.MIGNO	16.265	N.BULEGA	28.706	A.MIGNO	23.798	4	A.MIGNO	1'42.446	1'42.561 (4)	
5	B.BINDER	33.569	E.BASTIANINI	16.276	N.ANTONELLI	28.754	J.GUEVARA	23.799	5	F.BAGNAIA	1'42.457	1'42.536 (3)	
6	F.BAGNAIA	33.570	F.BAGNAIA	16.277	F.BAGNAIA	28.798	B.BINDER	23.805	6	N.BULEGA	1'42.548	1'42.713 (8)	
7	N.ANTONELLI	33.574	N.BULEGA	16.299	D.BINDER	28.843	G.RODRIGO	23.806	7	F.QUARTARARO	1'42.604	1'42.638 (6)	
8	R.FENATI	33.586	J.GUEVARA	16.315	F.QUARTARARO	28.872	A.LOCATELLI	23.807	8	G.RODRIGO	1'42.620	1'42.620 (5)	
9	G.RODRIGO	33.603	N.ANTONELLI	16.324	J.MCPHEE	28.887	F.BAGNAIA	23.812	9	E.BASTIANINI	1'42.622	1'42.647 (7)	
10	N.BULEGA	33.642	F.QUARTARARO	16.332	K.PAWI	28.887	F.QUARTARARO	23.842	10	B.BINDER	1'42.733	1'42.787 (10)	
11	P.OETTL	33.658	D.BINDER	16.335	E.BASTIANINI	28.912	B.BENDSNEYDE	23.851	11	J.DANILO	1'42.884	1'42.972 (11)	
12	A.MIGNO	33.684	J.DANILO	16.346	J.DANILO	28.934	E.BASTIANINI	23.869	12	J.GUEVARA	1'42.968	1'43.031 (12)	
13	J.KORNFEIL	33.696	T.SUZUKI	16.357	B.BENDSNEYDE	28.941	T.SUZUKI	23.895	13	P.OETTL	1'43.035	1'43.035 (13)	
14	J.GUEVARA	33.726	L.DALLA PORTA	16.363	B.BINDER	28.976	R.FENATI	23.898	14	L.DALLA POR	1'43.061	1'43.433 (20)	
15	K.PAWI	33.726	P.OETTL	16.368	G.RODRIGO	28.978	N.BULEGA	23.901	15	T.SUZUKI	1'43.062	1'43.162 (14)	
16	L.LOI	33.741	J.MIR	16.377	T.SUZUKI	28.996	P.OETTL	23.903	16	B.BENDSNEY	1'43.143	1'43.189 (16)	
17	L.DALLA PORTA	33.755	B.BINDER	16.383	L.DALLA PORTA	28.997	J.MIR	23.932	17	J.KORNFEIL	1'43.168	1'43.173 (15)	
18	A.NORRODIN	33.768	J.MCPHEE	16.390	J.KORNFEIL	29.015	A.MASBOU	23.940	18	K.PAWI	1'43.198	1'43.248 (17)	
19	J.MIR	33.786	A.LOCATELLI	16.396	M.HERRERA	29.025	L.DALLA PORTA	23.946	19	J.MCPHEE	1'43.199	1'43.508 (22)	
20	T.SUZUKI	33.814	B.BENDSNEYDE	16.407	A.NORRODIN	29.063	J.MCPHEE	24.013	20	D.BINDER	1'43.203	1'43.551 (24)	
21	A.LOCATELLI	33.864	J.KORNFEIL	16.407	A.MASBOU	29.080	M.HERRERA	24.015	21	A.LOCATELLI	1'43.223	1'43.412 (19)	
22	D.BINDER	33.870	A.MASBOU	16.409	L.LOI	29.098	A.NORRODIN	24.040	22	J.MIR	1'43.299	1'43.309 (18)	
23	J.DANILO	33.874	M.HERRERA	16.413	P.OETTL	29.106	J.KORNFEIL	24.050	23	A.NORRODIN	1'43.305	1'43.609 (26)	
24	M.HERRERA	33.885	A.NORRODIN	16.434	J.GUEVARA	29.128	K.PAWI	24.102	24	M.HERRERA	1'43.338	1'43.634 (27)	

These data/results cannot be reproduced, stored and/or transmitted in whole or in part by any manner of electronic, mechanical, photocopying, recording, broadcasting or otherwise now known or herein after developed without the previous express consent by the copyright owner, except for reproduction in daily press and regular printed publications on sale to the public within 60 days of the event related to those data/results and always provided that copyright symbol appears together as follows below.


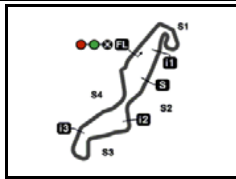
© DORNA, 2016

Official MotoGP Timing by TISSOT
www.motogp.com

motoE



TT Circuit Assen

Results and timing service provided by  TISSOT

4542 m.

MOTUL TT ASSEN

Free Practice Nr. 3

Best Partial Times

Moto3

IT Ideal Lap Time, sum of the best partial times*BT* Best Lap Time

<i>T1</i>		<i>T2</i>		<i>T3</i>		<i>T4</i>				<i>IT</i>	<i>BT</i>	
<i>Pos</i>	<i>Rider</i>	<i>Time</i>	<i>Rider</i>	<i>Time</i>	<i>Rider</i>	<i>Time</i>	<i>Rider</i>	<i>Time</i>	<i>Pos</i>	<i>Rider</i>	<i>IT</i>	<i>BT</i>
25	J.MCPHEE	33.909	F.DI GIANNANTO	16.441	A.LOCATELLI	29.156	A.ARENAS	24.122	25	F.DI GIANNAN	1'43.348	1'43.607 (25)
26	B.BENDSNEYDE	33.944	K.PAWI	16.483	F.DI GIANNANTO	29.160	L.LOI	24.125	26	A.MASBOU	1'43.470	1'43.470 (21)
27	A.MASBOU	34.041	L.LOI	16.546	J.MIR	29.204	D.BINDER	24.155	27	L.LOI	1'43.510	1'43.546 (23)
28	S.VALTULINI	34.241	A.ARENAS	16.597	A.ARENAS	29.287	F.DI GIANNANTO	24.215	28	A.ARENAS	1'44.265	1'44.344 (28)
29	A.ARENAS	34.259	S.VALTULINI	16.642	D.WEBB	29.426	L.PETRARCA	24.298	29	S.VALTULINI	1'44.666	1'44.916 (29)
30	L.PETRARCA	34.341	L.PETRARCA	16.663	S.VALTULINI	29.450	S.VALTULINI	24.333	30	L.PETRARCA	1'44.973	1'45.440 (31)
31	D.WEBB	34.489	D.WEBB	16.666	L.PETRARCA	29.671	D.WEBB	24.426	31	D.WEBB	1'45.007	1'45.064 (30)
32	F.SPIRANELLI	34.606	F.SPIRANELLI	16.783	F.SPIRANELLI	29.722	F.SPIRANELLI	24.623	32	F.SPIRANELLI	1'45.734	1'45.865 (32)

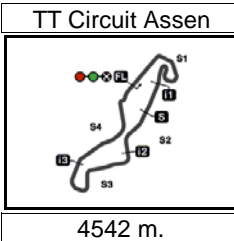
These data/results cannot be reproduced, stored and/or transmitted in whole or in part by any manner of electronic, mechanical, photocopying, recording, broadcasting or otherwise now known or herein after developed without the previous express consent by the copyright owner, except for reproduction in daily press and regular printed publications on sale to the public within 60 days of the event related to those data/results and always provided that copyright symbol appears together as follows below.

© DORNA, 2016

Official MotoGP Timing by TISSOT
www.motogp.com

motoEJ





MOTUL TT ASSEN

Free Practice Nr. 3

Fastest Laps Sequence

4542 m.

<i>Practice Time</i>	 <i>Rider</i>	<i>Nation</i>	<i>Motorcycle</i>	<i>Time</i>	<i>Km/h</i>	<i>Rider's Lap</i>
3'39.648	20 Fabio QUARTARARO	FRA	KTM	1'46.014	154.2	2
4'13.598	41 Brad BINDER	RSA	KTM	1'45.561	154.8	2
4'13.698	11 Livio LOI	BEL	HONDA	1'45.066	155.6	2
4'23.742	23 Niccolò ANTONELLI	ITA	HONDA	1'45.010	155.7	2
4'23.946	48 Lorenzo DALLA PORTA	ITA	HONDA	1'44.961	155.7	2
4'31.856	5 Romano FENATI	ITA	KTM	1'44.817	155.9	2
4'38.461	19 Gabriel RODRIGO	ARG	KTM	1'44.810	156.0	2
4'39.945	33 Enea BASTIANINI	ITA	HONDA	1'44.697	156.1	2
5'59.063	4 Fabio DI GIANNANTONI	ITA	HONDA	1'44.636	156.2	3
5'59.528	21 Francesco BAGNAIA	ITA	MAHINDRA	1'44.348	156.6	3
5'59.836	84 Jakub KORNFEIL	CZE	HONDA	1'44.302	156.7	3
5'59.905	55 Andrea LOCATELLI	ITA	KTM	1'44.079	157.1	3
6'10.418	44 Aron CANET	SPA	HONDA	1'43.917	157.3	3
8'06.040	19 Gabriel RODRIGO	ARG	KTM	1'43.554	157.9	4
9'37.686	44 Aron CANET	SPA	HONDA	1'43.227	158.4	5
11'20.744	44 Aron CANET	SPA	HONDA	1'43.058	158.6	6
36'15.951	44 Aron CANET	SPA	HONDA	1'42.634	159.3	14
37'58.002	44 Aron CANET	SPA	HONDA	1'42.051	160.2	15

These data/results cannot be reproduced, stored and/or transmitted in whole or in part by any manner of electronic, mechanical, photocopying, recording, broadcasting or otherwise now known or herein after developed without the previous express consent by the copyright owner, except for reproduction in daily press and regular printed publications on sale to the public within 60 days of the event related to those data/results and always provided that copyright symbol appears together as follows below.

© DORNA, 2016

Official MotoGP Timing by TISSOT
www.motogp.com

Assen, Saturday, June 25, 2016

