




4542 m.

MOTUL TT ASSEN

Qualifying

Classification



	Rider	Nation	Team	Motorcycle	Time	Lap Total	Gap	Top Speed
1	33 Enea BASTIANINI	ITA	Gresini Racing Moto3	HONDA	1'42.463	8 16		216.2
2	16 Andrea MIGNO	ITA	SKY Racing Team VR46	KTM	1'42.516	10 16	0.053 0.053	218.7
3	8 Nicolo BULEGA	ITA	SKY Racing Team VR46	KTM	1'42.529	8 14	0.066 0.013	216.0
4	5 Romano FENATI	ITA	SKY Racing Team VR46	KTM	1'42.582	8 14	0.119 0.053	216.6
5	41 Brad BINDER	RSA	Red Bull KTM Ajo	KTM	1'42.599	12 19	0.136 0.017	220.4
6	58 Juanfran GUEVARA	SPA	RBA Racing Team	KTM	1'42.644	10 18	0.181 0.045	217.8
7	64 Bo BENDSNEYDER	NED	Red Bull KTM Ajo	KTM	1'42.655	10 18	0.192 0.011	218.2
8	20 Fabio QUARTARARO	FRA	Leopard Racing	KTM	1'42.703	10 17	0.240 0.048	215.8
9	4 Fabio DI GIANNANTONIO	ITA	Gresini Racing Moto3	HONDA	1'42.724	7 15	0.261 0.021	218.5
10	21 Francesco BAGNAIA	ITA	ASPAR Mahindra Team Moto3	MAHINDRA	1'42.746	8 17	0.283 0.022	217.8
11	19 Gabriel RODRIGO	ARG	RBA Racing Team	KTM	1'42.792	8 15	0.329 0.046	219.4
12	48 Lorenzo DALLA PORTA	ITA	Estrella Galicia 0,0	HONDA	1'42.887	12 19	0.424 0.095	216.9
13	23 Niccolò ANTONELLI	ITA	Ongetta-Rivacold	HONDA	1'42.911	8 16	0.448 0.024	215.0
14	95 Jules DANILO	FRA	Ongetta-Rivacold	HONDA	1'42.959	16 17	0.496 0.048	217.9
15	65 Philipp OETTL	GER	Schedl GP Racing	KTM	1'42.968	11 18	0.505 0.009	217.0
16	44 Aron CANET	SPA	Estrella Galicia 0,0	HONDA	1'43.214	7 9	0.751 0.246	214.9
17	55 Andrea LOCATELLI	ITA	Leopard Racing	KTM	1'43.235	11 18	0.772 0.021	217.1
18	36 Joan MIR	SPA	Leopard Racing	KTM	1'43.368	10 18	0.905 0.133	218.2
19	11 Livio LOI	BEL	RW Racing GP BV	HONDA	1'43.399	11 16	0.936 0.031	215.5
20	40 Darryn BINDER	RSA	Platinum Bay Real Estate	MAHINDRA	1'43.407	10 17	0.944 0.008	215.8
21	17 John MCPHEE	GBR	Peugeot MC Saxoprint	PEUGEOT	1'43.515	4 16	1.052 0.108	215.9
22	6 Maria HERRERA	SPA	MH6 Team	KTM	1'43.641	10 18	1.178 0.126	219.5
23	10 Alexis MASBOU	FRA	Peugeot MC Saxoprint	PEUGEOT	1'43.647	5 15	1.184 0.006	215.0
24	89 Khairul Idham PAWI	MAL	Honda Team Asia	HONDA	1'43.692	16 18	1.229 0.045	216.3
25	84 Jakub KORNFEIL	CZE	Drive M7 SIC Racing Team	HONDA	1'43.692	4 17	1.229	217.9
26	24 Tatsuki SUZUKI	JPN	CIP-Unicom Starker	MAHINDRA	1'43.754	9 15	1.291 0.062	213.8
27	12 Albert ARENAS	SPA	ASPAR Mahindra Team Moto3	MAHINDRA	1'43.873	11 17	1.410 0.119	216.7
28	43 Stefano VALTULINI	ITA	3570 Team Italia	MAHINDRA	1'44.699	9 17	2.236 0.826	213.8
29	7 Adam NORRODIN	MAL	Drive M7 SIC Racing Team	HONDA	1'45.024	3 11	2.561 0.325	215.4
30	3 Fabio SPIRANELLI	ITA	CIP-Unicom Starker	MAHINDRA	1'45.149	9 18	2.686 0.125	213.2
31	77 Lorenzo PETRARCA	ITA	3570 Team Italia	MAHINDRA	1'45.153	9 18	2.690 0.004	214.1
32	22 Danny WEBB	GBR	Platinum Bay Real Estate	MAHINDRA	1'45.225	16 18	2.762 0.072	212.5

Practice condition: Dry

Air: 18°

Humidity: 77%

Ground: 24°

Fastest Lap:	Lap: 8	Enea BASTIANINI	1'42.463	159.5 Km/h
Circuit Record Lap:	2015	Jorge NAVARRO	1'42.135	160.0 Km/h
Circuit Best Lap:	2015	Enea BASTIANINI	1'41.283	161.4 Km/h

The results are provisional until the end of the limit for protest and appeals.

Time limit for protest expires 30' after publication of the results - Mr. Time:

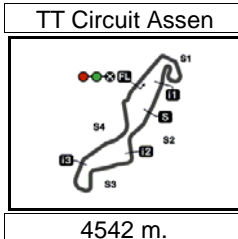
These data/results cannot be reproduced, stored and/or transmitted in whole or in part by any manner of electronic, mechanical, photocopying, recording, broadcasting or otherwise now known or herein after developed without the previous express consent by the copyright owner, except for reproduction in daily press and regular printed publications on sale to the public within 60 days of the event related to those data/results and always provided that copyright symbol appears together as follows below.

© DORNA, 2016

Official MotoGP Timing by TISSOT
www.motogp.com

Assen, Saturday, June 25, 2016





MOTUL TT ASSEN

Qualifying

Top Speed & Average

21A



Rider	Nation	Motorcycle	Top 5 speeds					Average	Top
41 Brad BINDER	RSA	KTM	220.4	217.1	216.9	216.6	214.8	217.2	220.4
6 Maria HERRERA	SPA	KTM	219.5	217.2	216.8	216.3	215.9	217.1	219.5
19 Gabriel RODRIGO	ARG	KTM	219.4	219.3	216.0	215.5	214.7	217.0	219.4
16 Andrea MIGNO	ITA	KTM	218.7	217.3	217.1	216.8	215.5	217.1	218.7
4 Fabio DI GIANNANTONIO	ITA	HONDA	218.5	216.8	215.3	215.1	213.0	215.7	218.5
36 Joan MIR	SPA	KTM	218.2	218.0	217.0	216.9	215.7	217.2	218.2
64 Bo BENDSNEYDER	NED	KTM	218.2	214.1	213.7	212.5	212.1	214.1	218.2
84 Jakub KORNFEL	CZE	HONDA	217.9	217.8	217.4	217.4	217.1	217.5	217.9
95 Jules DANILO	FRA	HONDA	217.9	217.3	216.1	216.0	215.1	216.3	217.9
58 Juanfran GUEVARA	SPA	KTM	217.8	217.0	216.8	216.4	215.4	216.7	217.8
21 Francesco BAGNAIA	ITA	MAHINDRA	217.8	217.7	217.5	213.7	213.0	215.9	217.8
55 Andrea LOCATELLI	ITA	KTM	217.1	213.9	213.8	213.3	213.0	214.2	217.1
65 Philipp OETTL	GER	KTM	217.0	215.2	214.4	213.2	213.1	214.6	217.0
48 Lorenzo DALLA PORTA	ITA	HONDA	216.9	215.2	214.3	214.1	213.6	214.8	216.9
12 Albert ARENAS	SPA	MAHINDRA	216.7	215.2	214.9	213.5	213.3	214.7	216.7
5 Romano FENATI	ITA	KTM	216.6	215.0	215.0	214.8	214.0	215.1	216.6
89 Khairul Idham PAWI	MAL	HONDA	216.3	215.6	215.3	213.7	213.6	214.9	216.3
33 Enea BASTIANINI	ITA	HONDA	216.2	216.2	215.5	215.3	215.1	215.7	216.2
8 Nicolo BULEGA	ITA	KTM	216.0	215.7	213.9	213.8	213.1	214.3	216.0
17 John MCPHEE	GBR	PEUGEOT	215.9	215.7	214.9	214.6	213.4	214.9	215.9
20 Fabio QUARTARARO	FRA	KTM	215.8	215.3	213.6	213.2	212.9	214.2	215.8
40 Darryn BINDER	RSA	MAHINDRA	215.8	214.0	213.5	213.3	213.2	214.0	215.8
11 Livio LOI	BEL	HONDA	215.5	215.4	215.1	214.8	214.5	215.0	215.5
7 Adam NORRODIN	MAL	HONDA	215.4	214.2	212.5	212.5	212.4	213.4	215.4
10 Alexis MASBOU	FRA	PEUGEOT	215.0	213.3	212.7	211.8	211.5	212.9	215.0
23 Niccolò ANTONELLI	ITA	HONDA	215.0	214.3	214.0	213.4	213.1	214.0	215.0
44 Aron CANET	SPA	HONDA	214.9	213.4	213.1	212.4	211.9	213.1	214.9
77 Lorenzo PETRARCA	ITA	MAHINDRA	214.1	211.1	210.5	210.4	210.4	211.3	214.1
43 Stefano VALTULINI	ITA	MAHINDRA	213.8	213.0	212.9	212.8	212.8	213.1	213.8
24 Tatsuki SUZUKI	JPN	MAHINDRA	213.8	213.5	213.0	212.9	212.9	213.2	213.8
3 Fabio SPIRANELLI	ITA	MAHINDRA	213.2	211.4	211.2	211.1	210.5	211.5	213.2
22 Danny WEBB	GBR	MAHINDRA	212.5	211.8	210.8	210.1	209.9	211.0	212.5

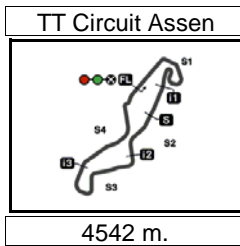
These data/results cannot be reproduced, stored and/or transmitted in whole or in part by any manner of electronic, mechanical, photocopying, recording, broadcasting or otherwise now known or herein after developed without the previous express consent by the copyright owner, except for reproduction in daily press and regular printed publications on sale to the public within 60 days of the event related to those data/results and always provided that copyright symbol appears together as follows below.

© DORNA, 2016

Official MotoGP Timing by TISSOT
www.motogp.com

Assen, Saturday, June 25, 2016





MOTUL TT ASSEN

Qualifying

Chronological Analysis of Performances

22A

* Lap / Sector time cancelled T1 Time from finish line to 1st intermediate T3 Time from 2nd intermed. to 3rd intermed.
P Crossing the finish line in pit lane T2 Time from 1st intermed. to 2nd intermed. T4 Time from 3rd intermediate to finish line

Lap	Lap Time	T1	T2	T3	T4	Speed	Lap	Lap Time	T1	T2	T3	T4	Speed
1st 33 Enea BASTIANINI Gresini Racing Moto3 ITA							7	1'43.040	33.514	16.478	29.007	24.041	213.1
Runs=3 Total laps=16 Full laps=11							8	1'42.529	33.406	16.349	28.823	23.951	213.1
1	2'27.073	1'11.986	16.903	32.761	25.423	208.5	9	1'51.290 P	33.668	16.522	29.304	31.796	212.7
2	1'42.983	33.741	16.360	28.966	23.916	213.7	10	9'07.221	7'54.435	16.585	31.910	24.291	213.8
3	1'47.279	36.701	16.608	29.517	24.453	212.2	11	1'44.556	33.733	16.811	29.428	24.584	216.0
4	1'43.656	33.618	16.457	29.321	24.260	215.5	12	2'01.220 P	33.930	16.573	33.780	36.937	210.0
5	1'56.702 P	37.568	16.351	29.400	33.383	214.9	13	2'04.683	52.237	16.998	30.710	24.738	206.3
6	8'33.955	7'20.300	16.939	30.720	25.996	209.0	14	1'46.161	34.419	16.702	30.190	24.850	210.0
7	1'47.221	37.131	16.366	29.381	24.343	215.3	4th 5 Romano FENATI SKY Racing Team VR ITA						
8	1'42.463	33.610	16.235	28.816	23.802	215.1	Runs=4 Total laps=14 Full laps=8						
9	1'42.790	33.729	16.279	28.782	24.000	212.8	1	1'59.106	36.417	21.187	34.129	27.373	144.2
10	1'59.834 P	40.174	16.569	29.346	33.745	213.2	2	1'43.504	33.879	16.384	29.150	24.091	215.0
11	5'28.614	4'08.526	18.451	31.518	30.119	193.0	3	1'43.254	34.068	16.352	28.957	23.877	216.6
12	2'04.880	33.805	16.510	46.595	27.970	214.6	4	1'43.705	33.949	16.496	28.995	24.265	214.0
13	1'45.955	33.829	16.359	30.616	25.151	213.9	5	1'52.802 P	34.572	16.941	29.772	31.517	206.2
14	1'44.552	33.718	16.323	29.794	24.717	216.2	6	7'34.913	6'21.166	16.692	32.458	24.597	213.0
15	1'48.603	33.827	16.434	33.344	24.998	216.2	7	1'44.663	33.587	16.555	29.155	25.366	213.3
16	1'49.916	33.983	17.251	32.499	26.183	197.4	8	1'42.582	33.598	16.333	28.649	24.002	214.8
2nd 16 Andrea MIGNO SKY Racing Team VR ITA							9	1'52.378 P	33.675	16.626	29.029	33.048	213.3
Runs=3 Total laps=16 Full laps=11							10	10'52.653 P	9'29.851	16.768	33.073	32.961	215.0
1	1'56.949	42.192	16.826	32.741	25.190	211.1	11	2'02.616	50.321	17.033	29.956	25.306	211.3
2	1'44.161	34.235	16.464	29.253	24.209	217.3	12	1'44.057	33.736	16.613	29.420	24.288	212.3
3	1'44.061	34.010	16.482	29.265	24.304	212.0	13	1'43.713	33.816	16.582	29.147	24.168	211.4
4	1'52.678	42.066	16.910	29.373	24.329	211.5	14	1'43.523	33.781	16.342	29.302	24.098	213.9
5	1'43.562	33.778	16.442	29.250	24.092	215.4	5th 41 Brad BINDER Red Bull KTM Ajo RSA						
6	1'54.499 P	35.058	17.149	31.132	31.160	207.6	Runs=3 Total laps=19 Full laps=14						
7	5'41.603	4'28.077	16.547	30.010	26.969	213.7	1	1'56.773	42.680	16.772	32.240	25.081	212.9
8	1'43.280	33.854	16.258	29.012	24.156	218.7	2	1'43.915	33.779	16.638	29.180	24.318	210.5
9	1'45.879	36.696	16.288	28.948	23.947	217.1	3	1'44.170	33.737	16.561	29.301	24.571	210.1
10	1'42.516	33.582	16.190	28.862	23.882	216.8	4	1'49.805	39.713	16.618	29.330	24.144	213.0
11	1'51.811 P	33.660	16.315	29.140	32.696	215.3	5	1'42.896	33.617	16.309	28.988	23.982	214.8
12	9'07.002	7'49.966	16.812	35.478	24.746	213.2	6	1'52.181 P	33.675	16.451	29.205	32.850	212.9
13	1'51.395	35.071	16.611	34.395	25.318	215.5	7	3'52.119	2'41.804	16.695	29.353	24.267	211.0
14	1'46.918	34.431	16.937	30.299	25.251	211.6	8	1'43.593	33.700	16.540	29.049	24.304	211.5
15	1'48.211 *	35.025	16.779	30.352	26.055*	212.1	9	1'44.062	33.793	16.417	29.582	24.270	216.9
16	1'53.898	42.089	16.952	30.389	24.468	211.5	10	1'43.356	33.773	16.450	29.028	24.105	212.3
3rd 8 Nicolo BULEGA SKY Racing Team VR ITA							11	1'51.445	41.615	16.431	29.156	24.243	216.6
Runs=4 Total laps=14 Full laps=7							12	1'42.599	33.492	16.390	28.944	23.773	220.4
1	1'58.672	45.321	16.686	31.441	25.224	211.7	13	1'57.073 P	34.189	16.497	31.764	34.623	212.7
2	1'43.814	33.744	16.546	29.429	24.095	215.7	14	6'24.871	5'13.786	16.619	29.557	24.909	212.1
3	1'43.205	33.879	16.514	28.881	23.931	210.6	15	1'44.024	33.564	16.568	29.545	24.347	211.8
4	1'52.830 P	33.671	16.570	29.054	33.535	208.6	16	1'43.580	33.608	16.501	29.274	24.197	212.0
5	9'21.198	8'06.190	16.830	33.833	24.345	209.4	17	2'11.781	45.188	22.207	35.691	28.695	121.9
6	1'42.936	33.630	16.482	28.952	23.872	213.9	18	1'50.211	34.663	16.856	33.413	25.279	211.0

Fastest Lap: Enea BASTIANINI Gresini Racing Moto3 ITA **1'42.463** 33.610 16.235 28.816 23.802

These data/results cannot be reproduced, stored and/or transmitted in whole or in part by any manner of electronic, mechanical, photocopying, recording, broadcasting or otherwise now known or herein after developed without the previous express consent by the copyright owner, except for reproduction in daily press and regular printed publications on sale to the public within 60 days of the event related to those data/results and always provided that copyright symbol appears together as follows below.
© DORNA, 2016



Qualifying

Moto3

Lap	Lap Time	T1	T2	T3	T4	Speed	Lap	Lap Time	T1	T2	T3	T4	Speed	
19	1'45.069	34.025	16.637	29.954	24.453	217.1	11	1'44.757	34.243	16.650	29.320	24.544	209.3	
6th 58 Juanfran GUEVARA RBA Racing Team SPA														
		Runs=4	Total laps=18	Full laps=11										
1	2'04.417	51.355	17.468	31.021	24.573	210.3	12	1'46.490	P 33.621	16.377	28.954	27.538	213.2	
2	1'44.233	34.173	16.485	29.331	24.244	213.9	13	6'51.429	5'27.699	17.430	34.715	31.585	206.5	
3	1'43.788	33.969	16.474	29.211	24.134	213.6	14	1'55.598	P 34.615	16.854	31.401	32.728	210.6	
4	1'47.675	36.987	17.006	29.570	24.112	207.4	15	2'23.949	P 58.021	18.164	34.238	33.526	205.4	
5	1'43.547	33.895	16.335	29.268	24.049	215.0	16	3'27.331	2'12.205	17.659	31.803	25.664	195.7	
6	1'50.296	P 34.642	16.487	29.799	29.368	214.2	17	1'47.192	35.558	16.627	30.037	24.970	215.3	
7	7'16.878	6'05.261	16.628	30.233	24.756	215.4	9th 4 Fabio DI GIANNANT Gresini Racing Moto3 ITA							
8	1'43.031	33.540	16.199	29.043	24.249	216.8			Runs=4	Total laps=15	Full laps=8			
9	1'50.662	41.134	16.206	29.046	24.276	217.0	1	1'57.531	44.979	16.597	30.816	25.139	212.0	
10	1'42.644	33.562	16.235	29.141	23.706	217.8	2	1'44.559	34.502	16.357	29.339	24.361	216.8	
11	1'50.404	P 34.354	16.357	29.490	30.203	214.4	3	1'43.309	33.880	16.398	28.936	24.095	215.3	
12	4'51.612	3'40.616	16.814	29.868	24.314	211.8	4	1'51.281	P 34.123	16.536	29.065	31.557	212.2	
13	1'44.100	33.969	16.472	29.483	24.176	213.3	5	10'24.675	9'13.275	16.876	29.794	24.730	208.3	
14	1'45.392	33.759	16.410	29.768	25.455	216.4	6	1'44.083	34.131	16.667	29.287	23.998	210.8	
15	1'45.505	33.939	16.755	30.030	24.781	212.8	7	1'42.724	33.604	16.365	28.713	24.042	215.1	
16	2'03.563	P 39.838	17.848	33.584	32.293	195.8	8	1'43.588	33.463	16.579	29.116	24.430	210.1	
17	2'31.363	1'16.968	18.290	31.372	24.733	186.3	9	1'49.816	P 33.531	16.635	30.508	29.142	209.0	
18	1'46.613	34.995	16.750	30.298	24.570	212.8	10	6'22.843	5'04.224	17.053	35.217	26.349	207.9	
7th 64 Bo BENDSNEYDER Red Bull KTM Ajo NED														
		Runs=3	Total laps=18	Full laps=13										
1	1'57.187	44.184	16.845	31.270	24.888	212.1	11	1'45.817	33.583	16.667	30.740	24.827	211.8	
2	1'44.731	34.317	16.610	29.464	24.340	211.8	12	1'48.300	33.998	16.402	30.788	27.112	218.5	
3	1'43.664	33.950	16.628	29.046	24.040	211.1	13	1'53.291	P 34.408	17.535	30.095	31.253	188.3	
4	1'48.711	34.638	16.636	31.585	25.852	211.4	14	2'05.655	53.183	16.904	30.708	24.860	211.3	
5	1'43.431	33.889	16.558	29.140	23.844	211.6	15	1'45.953	34.337	16.677	30.143	24.796	213.0	
6	1'43.398	33.859	16.536	28.977	24.026	211.9	10th 21 Francesco BAGNAI ASPAR Mahindra Tea ITA							
7	1'50.724	P 34.762	16.742	29.711	29.509	209.7			Runs=4	Total laps=17	Full laps=10			
8	5'40.090	4'16.876	22.716	33.946	26.552	146.8	1	1'57.376	41.544	16.912	33.584	25.336	207.6	
9	1'47.118	36.773	16.610	29.374	24.361	212.5	2	1'44.351	34.520	16.372	29.299	24.160	212.5	
10	1'42.655	33.756	16.344	28.803	23.752	213.7	3	1'43.260	33.628	16.401	28.986	24.245	212.9	
11	1'43.299	33.895	16.369	28.990	24.045	218.2	4	1'48.589	38.722	16.519	29.218	24.130	210.5	
12	1'54.455	P 37.515	16.511	29.447	30.982	214.1	5	1'43.352	33.695	16.393	29.025	24.239	211.8	
13	6'28.840	5'17.266	16.937	29.858	24.779	207.6	6	1'53.392	P 36.162	16.473	29.119	31.638	211.0	
14	1'44.993	34.346	16.905	29.635	24.107	206.3	7	7'21.820	6'09.251	16.418	29.549	26.602	217.7	
15	1'43.942	33.878	16.583	29.341	24.140	210.3	8	1'42.746	33.587	16.309	28.889	23.961	212.7	
16	2'10.614	41.837	22.333	37.882	28.562	163.9	9	1'43.045	33.545	16.395	28.943	24.162	211.8	
17	1'49.211	34.827	16.985	31.739	25.660	209.5	10	1'50.680	* 34.148	20.479*	31.948	24.105	199.2	
18	1'47.438	34.873	17.029	30.729	24.807	205.8	11	1'51.984	P 33.633	16.350	28.950	33.051	217.5	
8th 20 Fabio QUARTARAR Leopard Racing FRA														
		Runs=5	Total laps=17	Full laps=9										
1	2'37.609	1'22.315	19.508	30.436	25.350	158.6	12	5'44.503	4'24.981	17.121	35.258	27.143	201.9	
2	1'44.029	34.232	16.520	29.182	24.095	212.2	13	1'45.303	33.634	16.410	30.910	24.349	213.0	
3	1'43.299	33.780	16.550	28.937	24.032	211.7	14	1'50.350	* 33.670	16.310	33.445	26.925*	217.8	
4	1'43.016	33.603	16.407	28.982	24.024	212.9	15	1'45.719	33.678	16.775	30.101	25.165	213.7	
5	1'43.142	33.591	16.341	28.968	24.242	213.6	16	1'51.268	P 33.671	16.387	29.433	31.777	212.3	
6	1'43.380	33.853	16.429	29.007	24.091	212.2	17	2'39.735	1'13.265	22.304	35.333	28.833	191.8	
7	1'50.158	P 34.306	16.827	30.007	29.018	211.2	11th 19 Gabriel RODRIGO RBA Racing Team ARG							
8	4'37.675	3'26.697	16.601	29.637	24.740	211.8			Runs=4	Total laps=15	Full laps=8			
9	1'43.057	33.595	16.357	29.043	24.062	215.8	1	2'05.730	52.006	17.433	31.862	24.429	205.1	
10	1'42.703	33.545	16.387	28.762	24.009	212.5	2	1'43.529	33.896	16.422	29.215	23.996	212.9	
Fastest Lap: Enea BASTIANINI Gresini Racing Moto3 ITA 1'42.463 33.610 16.235 28.816 23.802														

These data/results cannot be reproduced, stored and/or transmitted in whole or in part by any manner of electronic, mechanical, photocopying, recording, broadcasting or otherwise now known or herein after developed without the previous express consent by the copyright owner, except for reproduction in daily press and regular printed publications on sale to the public within 60 days of the event related to those data/results and always provided that copyright symbol appears together as follows below.
© DORNA, 2016

Qualifying

Moto3

Lap	Lap Time		T1	T2	T3	T4	Speed	Lap	Lap Time		T1	T2	T3	T4	Speed
9	1'58.031	P	39.099	16.755	29.689	32.488	208.2	6	7'02.981		5'45.161	16.517	36.276	25.027	211.3
10	4'45.300		3'33.796	16.643	30.046	24.815	213.1	7	1'44.218		34.098	16.349	29.577	24.194	215.1
11	1'42.984		33.669	16.348	29.072	23.895	214.7	8	1'43.504		33.619	16.475	29.171	24.239	213.1
12	1'53.438	P	33.692	16.480	31.266	32.000	213.8	9	1'43.095		33.610	16.310	29.076	24.099	216.1
13	2'43.432		1'33.715	16.571	29.285	23.861	214.2	10	1'54.058	P	33.723	16.712	29.610	34.013	213.2
14	1'43.163		33.633	16.165	29.092	24.273	219.3	11	7'12.020		5'54.060	17.363	32.520	28.077	198.0
15	1'53.835		42.232	16.883	29.955	24.765	210.7	12	1'53.212		37.055	16.921	34.838	24.398	215.1
12th 48 Lorenzo DALLA PO Estrella Galicia 0,0 ITA															
Runs=3 Total laps=19 Full laps=14															
1	2'22.493		1'00.484	26.032	31.449	24.528	130.5	13	1'44.416		33.560	16.449	29.806	24.601	217.9
2	1'45.454		34.243	16.590	29.763	24.858	211.7	14	1'49.765		33.836	21.297	30.087	24.545	213.3
3	1'43.986		33.981	16.538	29.144	24.323	214.3	15	1'43.002		33.570	16.385	29.166	23.881	212.3
4	1'44.159		33.928	16.665	29.273	24.293	211.5	16	1'42.959		33.696	16.338	29.028	23.897	213.2
5	1'43.838		33.868	16.485	29.275	24.210	212.7	17	1'43.956		33.798	16.734	29.315	24.109	216.0
6	1'43.555		33.653	16.463	29.208	24.231	213.4	15th 65 Philipp OETTL Schedl GP Racing GER							
7	1'50.985	P	34.716	16.818	29.649	29.802	213.1	Runs=4 Total laps=18 Full laps=11							
8	5'16.654		4'03.885	16.727	30.733	25.309	215.2	1	2'17.701		1'03.455	18.366	30.185	25.695	193.2
9	1'42.954		33.509	16.245	28.824	24.376	216.9	2	1'46.481		35.142	16.662	30.178	24.499	211.0
10	1'44.893		33.736	16.643	30.509	24.005	211.8	3	1'45.119		34.533	16.582	29.467	24.537	210.5
11	1'43.163		33.625	16.412	28.989	24.137	214.1	4	1'44.496		34.036	16.495	29.570	24.395	211.7
12	1'42.887		33.539	16.411	28.906	24.031	213.1	5	1'44.089		33.963	16.436	29.396	24.294	212.7
13	1'49.004	P	33.956	16.697	29.249	29.102	212.1	6	1'44.033		33.962	16.373	29.361	24.337	213.2
14	4'37.368		3'12.902	17.266	35.869	31.331	207.8	7	1'53.559	P	35.716	17.888	29.860	30.095	200.2
15	1'44.146		34.035	16.391	29.516	24.204	213.6	8	5'18.582		4'07.024	16.507	29.818	25.233	212.9
16	1'43.067		33.591	16.451	28.949	24.076	211.8	9	1'43.478		34.099	16.290	29.080	24.009	215.2
17	1'42.960		33.488	16.432	29.000	24.040	212.0	10	1'43.449		33.698	16.497	29.274	23.980	217.0
18	1'42.889		33.528	16.412	29.055	23.894	212.0	11	1'42.968		33.743	16.290	29.024	23.911	214.4
19	1'43.014		33.548	16.291	29.391	23.784	213.4	12	1'58.613	P	41.223	16.605	29.216	31.569	210.2
13th 23 Niccolò ANTONELL Ongetta-Rivacold ITA															
Runs=3 Total laps=16 Full laps=11															
1	2'28.787		1'00.036	27.006	35.209	26.536	120.8	13	6'11.997		4'56.811	17.060	31.985	26.141	207.5
2	2'09.538		57.694	17.422	29.834	24.588	207.3	14	1'55.545	P	34.638	16.847	31.950	32.110	213.1
3	1'44.432		34.005	16.645	29.298	24.484	210.9	15	2'18.355		1'04.549	17.100	31.197	25.509	209.2
4	1'44.025		33.852	16.545	29.326	24.302	212.0	16	1'48.217		35.497	16.872	30.802	25.046	210.3
5	1'43.692		33.729	16.406	29.276	24.281	212.3	17	1'46.872		34.977	16.869	30.087	24.939	210.3
6	1'52.647	P	34.625	16.552	29.594	31.876	212.1	18	1'46.608		34.832	16.717	29.972	25.087	210.8
7	5'19.145		4'09.062	16.618	29.163	24.302	211.6	16th 44 Aron CANET Estrella Galicia 0,0 SPA							
8	1'42.911		33.504	16.336	28.986	24.085	214.0	Runs=2 Total laps=10 Full laps=6							
9	1'47.361		33.421	16.461	29.258	28.221	213.1	1	2'20.727		1'03.662	22.093	30.701	24.271	171.1
10	1'43.180		33.530	16.392	29.118	24.140	212.1	2	1'48.269		33.664	16.513	33.162	24.930	211.9
11	1'53.018	P	35.212	17.095	29.429	31.282	203.9		unfinished		33.486				214.9
12	6'46.701		5'26.170	17.832	32.970	29.729	196.3	3	26'49.377			17.518	30.191	24.711	206.5
13	1'50.874		33.677	16.310	33.190	27.697	215.0	4	1'44.872		33.820	16.461	29.311	25.280	213.4
14	1'51.735		37.141	16.813	32.160	25.621	213.4	5	1'50.928		36.399	16.800	32.693	25.036	212.4
15	1'49.228		34.593	17.430	30.313	26.892	197.5	6	1'43.614		34.200	16.564	28.852	23.998	213.1
16	1'48.124		34.359	16.586	31.625	25.554	214.3	7	1'43.214		33.365	16.725	28.929	24.195	209.7
14th 95 Jules DANILO Ongetta-Rivacold FRA															
Runs=3 Total laps=17 Full laps=12															
1	2'29.208		1'00.838	25.587	35.975	26.808	124.4	8	1'43.595		33.488	16.583	29.167	24.357	209.9
2	1'44.584		34.249	16.466	29.496	24.373	212.6	9	1'43.884		33.566	16.585	29.238	24.495	210.1
3	1'43.746		33.932	16.371	29.187	24.256	213.4	17th 55 Andrea LOCATELLI Leopard Racing ITA							
4	1'43.556		33.738	16.416	29.273	24.129	217.3	Runs=5 Total laps=18 Full laps=10							
5	1'52.976	P	34.039	16.385	30.010	32.542	214.0	1	2'36.889		1'22.989	18.631	30.409	24.860	182.4
Fastest Lap: Enea BASTIANINI Gresini Racing Moto3 ITA 1'42.463 33.610 16.235 28.816 23.802															

These data/results cannot be reproduced, stored and/or transmitted in whole or in part by any manner of electronic, mechanical, photocopying, recording, broadcasting or otherwise now known or herein after developed without the previous express consent by the copyright owner, except for reproduction in daily press and regular printed publications on sale to the public within 60 days of the event related to those data/results and always provided that copyright symbol appears together as follows below.
© DORNA, 2016

Qualifying

Moto3

Lap	Lap Time	T1	T2	T3	T4	Speed	Lap	Lap Time	T1	T2	T3	T4	Speed
8	5'01.834	3'48.991	16.856	30.745	25.242	207.5	3	1'44.430	33.857	16.596	29.606	24.371	213.3
9	1'44.027	33.913	16.393	29.313	24.408	213.3	4	1'43.963	33.915	16.478	29.409	24.161	213.5
10	1'47.507	37.535	16.681	29.530	23.761	210.5	5	1'44.450	33.909	16.485	29.565	24.491	211.9
11	1'43.235	33.869	16.236	29.212	23.918	217.1	6	1'56.138	43.841	16.620	30.385	25.292	215.8
12	1'46.724	36.051	16.926	29.421	24.326	204.4	7	1'51.691 P	33.868	16.354	29.524	31.945	213.0
13	1'52.470 P	37.021	16.672	29.647	29.130	209.7	8	5'01.663	3'50.697	16.388	29.609	24.969	214.0
14	4'26.310	3'00.963	19.030	34.278	32.039	175.8	9	1'43.853	33.842	16.380	29.470	24.161	210.6
15	1'56.136 P	34.117	16.728	31.268	34.023	210.5	10	1'43.407	33.643	16.337	29.187	24.240	212.8
16	2'24.759 P	57.599	17.995	34.556	34.609	195.9	11	1'53.661 P	33.911	16.803	29.669	33.278	212.4
17	3'26.836	2'11.960	17.055	32.314	25.507	210.4	12	7'26.476	6'13.010	17.991	30.888	24.587	188.1
18	1'45.487	34.399	16.670	30.000	24.418	213.8	13	1'45.234	33.960	16.361	29.826	25.087	213.2

18th 36 **Joan MIR** Leopard Racing SPA
Runs=3 Total laps=18 Full laps=13

1	1'57.780	36.806	21.357	33.845	25.772	149.3
2	1'44.751	34.285	16.700	29.479	24.287	215.3
3	1'44.363	34.225	16.447	29.505	24.186	216.9
4	1'44.054	33.879	16.366	29.339	24.470	213.6
5	1'53.184 P	33.907	16.513	29.588	33.176	217.0
6	4'05.922	2'55.581	16.654	29.404	24.283	211.4
7	1'44.846	34.207	16.641	29.406	24.592	210.0
8	1'43.936	33.951	16.411	29.358	24.216	211.8
9	1'44.021	33.989	16.468	29.269	24.295	218.0
10	1'43.368	33.777	16.315	29.160	24.116	215.7
11	1'43.475	33.772	16.292	29.358	24.053	214.3
12	1'52.994 P	33.875	16.358	29.203	33.558	214.3
13	7'15.828	6'03.512	17.424	30.166	24.726	209.4
14	1'57.643	33.814	16.477	41.075	26.277	215.3
15	1'46.563	34.133	16.609	30.977	24.844	211.3
16	1'45.140	33.938	16.690	29.800	24.712	208.9
17	1'46.032 *	34.189	16.556	30.190	25.097*	218.2
18	1'56.321	37.465	17.110	36.779	24.967	211.8

19th 11 **Livio LOI** RW Racing GP BV BEL
Runs=3 Total laps=16 Full laps=11

1	1'59.346	47.475	16.925	30.250	24.696	211.1
2	1'44.314	34.179	16.452	29.418	24.265	214.5
3	1'43.673	34.003	16.348	29.274	24.048	215.5
4	1'43.724	34.017	16.398	29.233	24.076	214.5
5	1'56.442 P	39.027	16.871	29.550	30.994	209.6
6	7'31.187	6'16.949	17.286	32.147	24.805	204.6
7	1'44.234	33.975	16.510	29.330	24.419	213.5
8	1'43.933	34.085	16.431	29.228	24.189	215.1
9	1'50.974 P	34.154	16.475	29.316	31.029	214.8
10	8'12.504	7'01.337	16.750	29.906	24.511	210.6
11	1'43.399	33.789	16.403	29.113	24.094	213.3
12	1'44.034	33.742	16.429	29.405	24.458	213.6
13	1'47.960	36.780	16.747	29.896	24.537	210.4
14	2'03.514	34.643	22.803	37.073	28.995	113.6
15	1'49.513	34.106	16.968	33.153	25.286	215.4
16	1'45.138	34.178	16.572	29.665	24.723	212.8

20th 40 **Darryn BINDER** Platinum Bay Real Es RSA
Runs=3 Total laps=17 Full laps=12

1	2'17.588	57.312	19.628	33.986	26.662	175.9
2	1'51.402	35.470	16.545	34.348	25.039	211.8

21st 17 **John MCPHEE** Peugeot MC Saxoprin GBR
Runs=3 Total laps=16 Full laps=11

1	2'23.572	1'00.689	24.907	32.738	25.238	109.5
2	1'50.682	34.503	16.736	34.963	24.480	210.6
3	1'43.681	34.072	16.452	29.098	24.059	212.0
4	1'43.515	33.889	16.377	29.365	23.884	213.4
5	1'54.150 P	33.934	16.377	29.905	33.934	214.6
6	8'37.297	7'19.795	18.013	33.758	25.731	192.8
7	1'44.105	34.265	16.461	29.260	24.119	212.1
8	1'43.950	33.970	16.438	29.288	24.254	211.3
9	1'44.398	34.081	16.514	29.340	24.463	211.8
10	1'57.030 P	36.703	16.438	29.545	34.344	215.7
11	5'32.247	4'13.848	17.477	32.789	28.133	194.3
12	1'52.491	35.649	16.569	35.813	24.460	210.9
13	1'44.926	33.945	16.657	29.886	24.438	214.9
14	1'50.898	33.711	16.639	33.467	27.081	215.9
15	1'53.437	35.123	16.706	35.693	25.915	210.9
16	1'47.880	34.438	18.560	30.229	24.653	184.9

22nd 6 **Maria HERRERA** MH6 Team SPA
Runs=3 Total laps=18 Full laps=13

1	1'59.597	48.103	16.697	30.184	24.613	213.1
2	1'44.139	34.340	16.366	29.255	24.178	213.9
3	1'43.916	34.191	16.483	29.271	23.971	216.8
4	1'47.770	37.850	16.549	29.368	24.003	214.2
5	1'43.883	34.065	16.373	29.365	24.080	215.9
6	1'53.118 P	34.334	16.326	29.218	33.240	215.2
7	5'11.735	4'00.650	16.918	29.622	24.545	209.1
8	2'08.403	44.851	23.623	33.770	26.159	137.1
9	1'46.901	36.625	16.405	29.411	24.460	216.3
10	1'43.641	34.050	16.353	29.178	24.060	219.5
11	1'44.203	34.202	16.473	29.235	24.293	213.5
12	1'53.033 P	34.329	16.482	29.333	32.889	215.1
13	5'30.915	4'11.138	20.028	31.866	27.883	157.4
14	1'52.547	38.559	16.771	31.080	26.137	214.5
15	1'55.226	41.367	16.716	31.784	25.359	213.8
16	1'48.512	34.400	17.239	30.106	26.767	203.3
17	1'46.181	34.686	16.674	29.977	24.844	217.2
18	1'54.757	43.198	16.956	30.198	24.405	212.0

Fastest Lap: Enea BASTIANINI Gresini Racing Moto3 ITA **1'42.463** 33.610 16.235 28.816 23.802

These data/results cannot be reproduced, stored and/or transmitted in whole or in part by any manner of electronic, mechanical, photocopying, recording, broadcasting or otherwise now known or herein after developed without the previous express consent by the copyright owner, except for reproduction in daily press and regular printed publications on sale to the public within 60 days of the event related to those data/results and always provided that copyright symbol appears together as follows below.
© DORNA, 2016

Qualifying

Moto3

Lap	Lap Time	T1	T2	T3	T4	Speed	Lap	Lap Time	T1	T2	T3	T4	Speed
23rd	10	Alexis MASBOU		Peugeot MC Saxoprin FRA			16	1'43.940	33.837	16.565	29.324	24.214	214.7
		Runs=3	Total laps=15	Full laps=10			17	1'43.822	33.692	16.523	29.370	24.237	212.2
1	2'28.655	1'06.809	19.505	34.479	27.862	189.6							
2	1'46.644	35.342	16.833	30.033	24.436	208.6							
3	1'44.221	34.097	16.528	29.290	24.306	211.8							
4	1'44.052	33.917	16.574	29.401	24.160	211.5							
5	1'43.647	33.900	16.280	29.251	24.216	213.3							
6	1'56.994 P	38.276	16.576	29.401	32.741	211.4							
7	7'22.446	6'09.725	17.142	31.230	24.349	207.9							
8	1'44.598	34.011	16.591	29.538	24.458	211.0							
9	1'46.182 *	35.695	16.533	29.342	24.612*	210.6							
10	1'51.817 P	34.777	16.985	29.718	30.337	210.6							
11	8'38.343	7'21.449	16.795	35.247	24.852	210.8							
12	1'56.837 *	34.069	16.686	41.349	24.733*	215.0							
13	1'45.131 *	34.255	16.834	29.980	24.062*	210.4							
14	1'46.167	33.896	16.583	29.946	25.742	212.7							
15	1'49.190 *	36.678	17.127	30.829	24.556*	207.0							
24th	89	Khairul Idham PAWI		Honda Team Asia MAL									
		Runs=3	Total laps=18	Full laps=13									
1	2'29.871	57.079	26.860	37.422	28.510	117.7							
2	1'44.615	34.426	16.693	29.226	24.270	216.3							
3	1'43.719	34.110	16.500	29.019	24.090	213.7							
4	1'43.973 *	33.896	16.390	29.179	24.508*	215.6							
5	1'53.831 P	34.330	16.599	29.375	33.527	212.7							
6	6'31.975	5'17.589	18.844	30.668	24.874	197.4							
7	1'47.891	34.104	16.675	32.645	24.467	210.8							
8	1'44.744	34.059	16.712	29.327	24.646	210.8							
9	1'44.360	33.990	16.624	29.129	24.617	211.3							
10	1'44.872	34.164	16.666	29.260	24.782	210.7							
11	1'53.086 P	34.732	17.066	30.051	31.237	208.2							
12	5'56.239	4'41.597	19.944	30.108	24.590	161.2							
13	1'45.141 *	33.898	16.369	29.496	25.378*	215.3							
14	1'48.159	36.784	17.006	29.790	24.579	207.4							
15	1'46.693	33.820	16.527	29.704	26.642	213.6							
16	1'43.692	33.568	16.521	29.290	24.313	212.0							
17	1'43.971	33.943	16.616	29.086	24.326	210.5							
18	1'44.522	34.096	16.719	29.374	24.333	210.0							
25th	84	Jakub KORNFEIL		Drive M7 SIC Racing CZE									
		Runs=3	Total laps=17	Full laps=12									
1	1'58.033	43.841	17.022	31.512	25.658	211.8							
2	1'45.104	34.231	16.679	29.760	24.434	217.4							
3	1'43.973	33.964	16.369	29.487	24.153	216.9							
4	1'43.692	33.922	16.428	29.255	24.087	216.0							
5	1'52.211 P	33.900	16.566	29.475	32.270	214.7							
6	9'09.315	7'53.873	16.886	33.317	25.239	211.7							
7	1'47.015	34.135	16.453	30.811	25.616	217.8							
8	1'43.915	33.999	16.369	29.250	24.297	217.1							
9	1'44.243	34.315	16.655	29.163	24.110	217.4							
10	1'53.603 P	34.265	16.520	29.228	33.590	217.9							
11	5'32.449	4'10.104	17.889	35.065	29.391	199.1							
12	1'50.016	34.620	16.716	32.697	25.983	213.7							
13	1'50.847	34.741	16.678	34.388	25.040	211.3							
14	1'47.868	34.306	16.503	29.518	27.541	216.1							
15	1'44.440	34.084	16.619	29.387	24.350	212.8							
26th	24	Tatsuki SUZUKI		CIP-Unicom Starker JPN									
		Runs=3	Total laps=15	Full laps=10									
1	2'19.316	56.552	18.731	34.509	29.524	185.7							
2	1'48.990	35.740	16.808	31.047	25.395	211.0							
3	1'44.347	34.100	16.814	29.188	24.245	212.9							
4	1'44.162	34.101	16.478	29.446	24.137	212.9							
5	2'04.936 P	36.748	17.115	34.564	36.509	207.2							
6	6'26.848	5'10.716	19.358	31.763	25.011	176.3							
7	1'44.789	34.130	16.363	29.712	24.584	212.3							
8	1'49.456	37.269	17.023	30.540	24.624	209.4							
9	1'43.754	33.988	16.408	29.144	24.214	213.0							
10	1'43.852	34.127	16.421	29.180	24.124	213.5							
11	1'57.393 P	34.902	17.403	30.507	34.581	198.6							
12	5'44.671	4'24.125	19.482	31.806	29.258	172.1							
13	1'51.254	34.259	16.838	32.764	27.393	210.6							
14	1'47.726	34.845	16.920	31.052	24.909	209.7							
15	1'46.761	34.061	16.618	30.253	25.829	213.8							
27th	12	Albert ARENAS		ASPAR Mahindra Tea SPA									
		Runs=3	Total laps=17	Full laps=12									
1	1'57.134	44.010	16.881	30.942	25.301	209.0							
2	1'45.870	34.687	16.817	29.841	24.525	211.5							
3	1'44.511	34.352	16.508	29.316	24.335	211.0							
4	1'44.784	34.083	16.517	29.500	24.684	213.5							
5	1'46.192	35.441	17.116	29.343	24.292	203.0							
6	1'44.611	33.912	16.541	29.485	24.673	210.9							
7	1'56.807 P	36.037	17.284	30.547	32.939	207.3							
8	5'32.162	4'19.904	16.693	29.893	25.672	214.9							
9	1'44.502	34.097	16.535	29.547	24.323	211.7							
10	1'44.616	34.221	16.785	29.247	24.363	206.1							
11	1'43.873	34.276	16.621	28.956	24.020	215.2							
12	1'57.976 P	38.285	17.748	29.340	32.603	199.2							
13	5'37.265	4'25.321	17.020	30.166	24.758	208.6							
14	1'44.535	33.869	16.435	29.651	24.580	213.3							
15	1'56.733	36.664	18.248	31.881	29.940	188.8							
16	1'46.731	34.964	17.071	29.708	24.988	207.0							
17	1'47.282	34.070	16.568	30.988	25.656	216.7							
28th	43	Stefano VALTULINI		3570 Team Italia ITA									
		Runs=3	Total laps=17	Full laps=12									
1	2'18.127	57.439	19.632	33.945	27.111	177.3							
2	1'48.634	35.149	16.862	30.252	26.371	210.8							
3	1'46.062	34.916	16.928	29.496	24.722	207.7							
4	1'44.974	34.208	16.661	29.726	24.379	212.8							
5	1'47.907	34.328	16.658	31.113	25.808	210.6							
6	1'55.090 P	34.892	16.799	29.876	33.523	207.9							
7	6'20.179	5'03.595	18.932	31.923	25.729	184.2							
8	1'45.274	34.717	16.747	29.477	24.333	212.8							
9	1'44.699	34.076	16.520	29.426	24.677	213.0							
10	1'45.077	34.140	16.647	29.546	24.744	210.2							
11	2'04.368 P	35.260	16.941	38.522	33.645	207.5							
12	5'49.872	4'30.819	18.982	32.409	27.662	177.7							
13	1'53.961	36.211	16.906	31.627	29.217	212.9							

Fastest Lap: Enea BASTIANINI Gresini Racing Moto3 ITA **1'42.463** 33.610 16.235 28.816 23.802

These data/results cannot be reproduced, stored and/or transmitted in whole or in part by any manner of electronic, mechanical, photocopying, recording, broadcasting or otherwise now known or herein after developed without the previous express consent by the copyright owner, except for reproduction in daily press and regular printed publications on sale to the public within 60 days of the event related to those data/results and always provided that copyright symbol appears together as follows below.
© DORNA, 2016

Official MotoGP Timing by TISSOT
www.motogp.com

Assen, Saturday, June 25, 2016

Page 5 of 6



Qualifying

Moto3

Lap	Lap Time	T1	T2	T3	T4	Speed	Lap	Lap Time	T1	T2	T3	T4	Speed
14	1'49.519	36.028	17.356	30.848	25.287	210.4	15	1'47.834	34.601	16.734	30.845	25.654	211.1
15	1'48.763	35.165	16.995	30.895	25.708	213.8	16	1'45.849	34.585	16.805	29.872	24.587	207.2
16	1'48.350	34.946	17.105	30.933	25.366	211.4	17	1'48.806	34.475	16.882	31.131	26.318	206.5
17	1'50.492	34.895	16.904	32.202	26.491	210.7	18	1'48.847	35.159	17.407	31.056	25.225	207.1

29th 7 Adam NORRODIN Drive M7 SIC Racing MAL
Runs=2 Total laps=11 Full laps=8

1	1'56.645	37.336	19.180	33.254	26.875	187.1
2	1'45.598	34.409	16.892	29.569	24.728	212.4
3	1'45.024	34.204	16.732	29.661	24.427	212.1
4	1'47.768	37.694	16.454	29.448	24.172	214.2
5	3'01.964 P	33.765	16.384	1'30.024	41.791	215.4
6	20'33.406	9'15.653	18.720	31.756	27.277	195.9
7	1'51.962	35.504	17.011	30.761	28.686	208.8
8	1'55.908	41.390	16.882	32.027	25.609	212.5
9	1'48.155	34.549	17.410	30.240	25.956	194.9
10	1'47.733	35.357	16.646	30.987	24.743	212.5
11	1'49.901	37.353	17.346	30.673	24.529	203.8

32nd 22 Danny WEBB Platinum Bay Real Es GBR
Runs=3 Total laps=18 Full laps=13

1	2'29.110	1'00.915	25.043	35.009	28.143	102.3
2	1'46.612	34.874	17.123	30.057	24.558	203.8
3	1'45.568	34.437	16.742	29.640	24.749	210.1
4	1'46.507	34.629	16.831	29.960	25.087	208.2
5	1'46.031	34.701	16.681	29.772	24.877	210.8
6	1'45.468	34.485	16.660	29.630	24.693	209.7
7	1'55.603 P	35.410	17.395	30.854	31.944	205.2
8	5'42.509	4'29.061	17.289	30.612	25.547	205.5
9	1'47.194	35.172	17.010	30.053	24.959	206.8
10	1'46.505	34.785	16.880	29.862	24.978	206.2
11	1'54.033 P	35.444	17.256	30.430	30.903	203.0
12	6'35.131	5'22.063	17.512	30.668	24.888	209.6
13	1'45.574	34.510	16.609	29.910	24.545	211.8
14	1'46.529	34.516	17.195	29.967	24.851	212.5
15	1'46.734	34.915	16.667	29.605	25.547	209.9
16	1'45.225	34.385	16.603	29.660	24.577	208.9
17	1'47.395	35.779	17.363	29.663	24.590	200.5
18	1'46.003	34.383	16.668	29.709	25.243	206.7

30th 3 Fabio SPIRANELLI CIP-Unicom Starker ITA
Runs=3 Total laps=18 Full laps=13

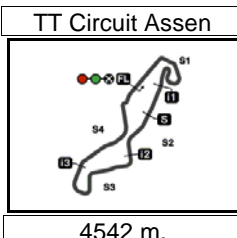
1	2'23.445	1'03.333	22.396	32.780	24.936	135.4
2	1'46.583	35.075	16.772	30.156	24.580	209.9
3	1'46.191	34.799	16.777	29.726	24.889	208.7
4	1'45.899	34.632	16.713	30.025	24.529	211.4
5	1'45.472	34.719	16.538	29.844	24.371	213.2
6	1'45.990	34.437	16.755	29.872	24.926	208.8
7	1'53.018 P	35.536	16.834	30.203	30.445	208.9
8	5'14.528	4'01.226	17.478	30.247	25.577	202.9
9	1'45.149	34.432	16.687	29.577	24.453	210.5
10	1'45.304	34.378	16.507	29.514	24.905	211.1
11	1'55.903 P	35.995	16.921	30.137	32.850	207.8
12	7'02.876	5'43.733	18.190	32.805	28.148	193.8
13	1'48.921	34.803	16.805	30.379	26.934	207.2
14	1'52.640	39.248	17.176	30.951	25.265	208.0
15	1'45.823	34.351	16.714	29.622	25.136	211.2
16	1'45.866	34.485	16.859	29.938	24.584	207.0
17	1'45.474	34.375	16.694	29.662	24.743	209.1
18	1'48.597	35.593	16.981	30.800	25.223	208.0

31st 77 Lorenzo PETRARC 3570 Team Italia ITA
Runs=3 Total laps=18 Full laps=13

1	2'23.063	1'01.673	23.777	32.804	24.809	117.4
2	1'46.587	35.085	16.843	30.048	24.611	209.9
3	1'46.326	34.696	16.786	30.112	24.732	208.4
4	1'45.969	34.684	16.770	30.026	24.489	208.0
5	1'53.891 P	34.701	16.703	30.447	32.040	214.1
6	6'33.039	5'16.507	18.844	32.046	25.642	190.7
7	1'46.026	34.742	16.691	29.725	24.868	210.4
8	1'46.081	35.256	16.656	29.567	24.602	210.2
9	1'45.153	34.335	16.640	29.535	24.643	210.5
10	1'45.202	34.465	16.811	29.418	24.508	208.2
11	1'52.550 P	34.408	17.388	30.295	30.459	210.4
12	5'46.119	4'27.448	19.283	32.264	27.124	185.9
13	1'46.937	34.767	16.915	30.320	24.935	206.8
14	1'57.789	37.322	19.202	35.116	26.149	182.5

Fastest Lap: Enea BASTIANINI Gresini Racing Moto3 ITA **1'42.463** 33.610 16.235 28.816 23.802

These data/results cannot be reproduced, stored and/or transmitted in whole or in part by any manner of electronic, mechanical, photocopying, recording, broadcasting or otherwise now known or herein after developed without the previous express consent by the copyright owner, except for reproduction in daily press and regular printed publications on sale to the public within 60 days of the event related to those data/results and always provided that copyright symbol appears together as follows below.
© DORNA, 2016



4542 m.

MOTUL TT ASSEN

Provisional Starting Grid

Race : 22 laps = 99.924 km



1	1 1'42.463 33 Enea BASTIANINI Honda	2 1'42.516 16 Andrea MIGNO KTM	3 1'42.529 8 Nicolo BULEGA KTM
2	4 1'42.582 5 Romano FENATI KTM	5 1'42.599 41 Brad BINDER KTM	6 1'42.644 58 Juanfran GUEVARA KTM
3	7 1'42.655 64 Bo BENDSNEYDER KTM	8 1'42.703 20 Fabio QUARTARARO KTM	9 1'42.724 4 Fabio DI GIANNANTONIO Honda
4	10 1'42.746 21 Francesco BAGNAIA Mahindra	11 1'42.792 19 Gabriel RODRIGO KTM	12 1'42.887 48 Lorenzo DALLA PORTA Honda
5	13 1'42.911 23 Niccolò ANTONELLI Honda	14 1'42.959 95 Jules DANILO Honda	15 1'42.968 65 Philipp OETTL KTM
6	16 1'43.214 44 Aron CANET Honda	17 1'43.235 55 Andrea LOCATELLI KTM	18 1'43.399 11 Livio LOI Honda
7	19 1'43.407 40 Darryn BINDER Mahindra	20 1'43.515 17 John MCPHEE Peugeot	21 1'43.368 36 Joan MIR KTM
8	22 1'43.641 6 Maria HERRERA KTM	23 1'43.692 84 Jakub KORNFEIL Honda	24 1'43.754 24 Tatsuki SUZUKI Mahindra

FIM MotoGP Stewards grid penalties for riders #10, #36, #89

The results are provisional until the end of the limit for protest and appeals and until the ratification of the Event Management Committee.

Time limit for protest expires 60' at the latest after publication of the results - Mr. Time:

These data/results cannot be reproduced, stored and/or transmitted in whole or in part by any manner of electronic, mechanical, photocopying, recording, broadcasting or otherwise now known or herein after developed without the previous express consent by the copyright owner, except for reproduction in daily press and regular printed publications on sale to the public within 60 days of the event related to those data/results and always provided that copyright symbol appears together as follows below.

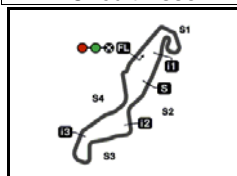
© DORNA, 2016

Official MotoGP Timing by TISSOT
www.motogp.com

Assen, Saturday, June 25, 2016

Page 1 of 2





4542 m.

MOTUL TT ASSEN

Provisional Starting Grid

Race : 22 laps = 99.924 km

Moto3

23

9

25

1'43.873

12 Albert ARENAS

Mahindra

26

1'43.647

10 Alexis MASBOU

Peugeot

27

1'44.699

43 Stefano VALTULINI

Mahindra

10

28

1'43.692

89 Khairul Idham PAWI

Honda

29

1'45.024

7 Adam NORRODIN

Honda

30

1'45.149

3 Fabio SPIRANELLI

Mahindra

11

31

1'45.153

77 Lorenzo PETRARCA

Mahindra

32

1'45.225

22 Danny WEBB

Mahindra

FIM MotoGP Stewards grid penalties for riders #10, #36, #89

The results are provisional until the end of the limit for protest and appeals and until the ratification of the Event Management Committee.

Time limit for protest expires 60' at the latest after publication of the results - Mr. Time:

These data/results cannot be reproduced, stored and/or transmitted in whole or in part by any manner of electronic, mechanical, photocopying, recording, broadcasting or otherwise now known or herein after developed without the previous express consent by the copyright owner, except for reproduction in daily press and regular printed publications on sale to the public within 60 days of the event related to those data/results and always provided that copyright symbol appears together as follows below.

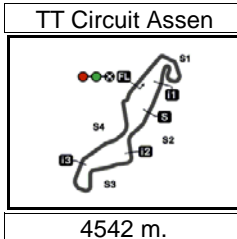
© DORNA, 2016

Official MotoGP Timing by TISSOT
www.motogp.com

Assen, Saturday, June 25, 2016

Page 2 of 2





MOTUL TT ASSEN

After the Qualifying

Event Best Maximum Speed



Rider	Nation Team	Motorcycle	Km/h	
41 Brad BINDER	RSA Red Bull KTM Ajo	KTM	220.4	Qualifying
6 Maria HERRERA	SPA MH6 Team	KTM	219.5	Qualifying
19 Gabriel RODRIGO	ARG RBA Racing Team	KTM	219.4	Qualifying
16 Andrea MIGNO	ITA SKY Racing Team VR46	KTM	218.7	Qualifying
4 Fabio DI GIANNANTONIO	ITA Gresini Racing Moto3	HONDA	218.5	Qualifying
36 Joan MIR	SPA Leopard Racing	KTM	218.2	Qualifying
64 Bo BENDSNEYDER	NED Red Bull KTM Ajo	KTM	218.2	Qualifying
84 Jakub KORNFEIL	CZE Drive M7 SIC Racing Team	HONDA	217.9	Qualifying
95 Jules DANILO	FRA Ongetta-Rivacold	HONDA	217.9	Qualifying
58 Juanfran GUEVARA	SPA RBA Racing Team	KTM	217.8	Qualifying
21 Francesco BAGNAIA	ITA ASPAR Mahindra Team Moto3	MAHINDRA	217.8	Qualifying
5 Romano FENATI	ITA SKY Racing Team VR46	KTM	217.8	Free Practice Nr. 3
48 Lorenzo DALLA PORTA	ITA Estrella Galicia 0,0	HONDA	217.1	Free Practice Nr. 3
55 Andrea LOCATELLI	ITA Leopard Racing	KTM	217.1	Qualifying
65 Philipp OETTL	GER Schedl GP Racing	KTM	217.0	Qualifying
8 Nicolo BULEGA	ITA SKY Racing Team VR46	KTM	216.8	Free Practice Nr. 3
7 Adam NORRODIN	MAL Drive M7 SIC Racing Team	HONDA	216.7	Free Practice Nr. 3
12 Albert ARENAS	SPA ASPAR Mahindra Team Moto3	MAHINDRA	216.7	Qualifying
89 Khairul Idham PAWI	MAL Honda Team Asia	HONDA	216.3	Qualifying
33 Enea BASTIANINI	ITA Gresini Racing Moto3	HONDA	216.2	Qualifying
17 John MCPHEE	GBR Peugeot MC Saxoprint	PEUGEOT	215.9	Qualifying
20 Fabio QUARTARARO	FRA Leopard Racing	KTM	215.8	Qualifying
40 Darryn BINDER	RSA Platinum Bay Real Estate	MAHINDRA	215.8	Qualifying
11 Livio LOI	BEL RW Racing GP BV	HONDA	215.5	Qualifying
23 Niccolò ANTONELLI	ITA Ongetta-Rivacold	HONDA	215.4	Free Practice Nr. 3
10 Alexis MASBOU	FRA Peugeot MC Saxoprint	PEUGEOT	215.0	Qualifying
44 Aron CANET	SPA Estrella Galicia 0,0	HONDA	214.9	Qualifying
77 Lorenzo PETRARCA	ITA 3570 Team Italia	MAHINDRA	214.1	Qualifying
24 Tatsuki SUZUKI	JPN CIP-Unicom Starker	MAHINDRA	213.9	Free Practice Nr. 3
43 Stefano VALTULINI	ITA 3570 Team Italia	MAHINDRA	213.8	Qualifying
3 Fabio SPIRANELLI	ITA CIP-Unicom Starker	MAHINDRA	213.2	Qualifying
22 Danny WEBB	GBR Platinum Bay Real Estate	MAHINDRA	212.5	Qualifying
88 Jorge MARTIN	SPA ASPAR Mahindra Team Moto3	MAHINDRA	208.1	Free Practice Nr. 2

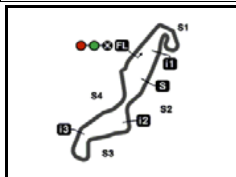
These data/results cannot be reproduced, stored and/or transmitted in whole or in part by any manner of electronic, mechanical, photocopying, recording, broadcasting or otherwise now known or herein after developed without the previous express consent by the copyright owner, except for reproduction in daily press and regular printed publications on sale to the public within 60 days of the event related to those data/results and always provided that copyright symbol appears together as follows below.

© DORNA, 2016

Official MotoGP Timing by TISSOT
www.motogp.com

Assen, Saturday, June 25, 2016





4542 m.

MOTUL TT ASSEN

Qualifying

Best Partial Times

Moto3

IT Ideal Lap Time, sum of the best partial times

BT Best Lap Time

T1			T2			T3			T4			IT		BT
Pos	Rider	Time	Rider	Time	Rider	Time	Rider	Time	Pos	Rider	IT	BT		
1	A.CANET	33.365	G.RODRIGO	16.165	R.FENATI	28.649	J.GUEVARA	23.706	1	L.DALLA POR	1'42.341	1'42.887	(12)	
2	N.BULEGA	33.406	A.MIGNO	16.190	F.DI GIANNANTO	28.713	B.BENDSNEYDE	23.752	2	E.BASTIANINI	1'42.429	1'42.463	(1)	
3	N.ANTONELLI	33.421	J.GUEVARA	16.199	F.QUARTARARO	28.762	A.LOCATELLI	23.761	3	R.FENATI	1'42.446	1'42.582	(4)	
4	F.DI GIANNANTO	33.463	E.BASTIANINI	16.235	E.BASTIANINI	28.782	B.BINDER	23.773	4	N.BULEGA	1'42.450	1'42.529	(3)	
5	L.DALLA PORTA	33.488	A.LOCATELLI	16.236	B.BENDSNEYDE	28.803	L.DALLA PORTA	23.784	5	J.GUEVARA	1'42.488	1'42.644	(6)	
6	B.BINDER	33.492	L.DALLA PORTA	16.245	N.BULEGA	28.823	E.BASTIANINI	23.802	6	A.MIGNO	1'42.516	1'42.516	(2)	
7	J.GUEVARA	33.540	A.MASBOU	16.280	L.DALLA PORTA	28.824	G.RODRIGO	23.853	7	B.BINDER	1'42.518	1'42.599	(5)	
8	F.QUARTARARO	33.545	P.OETTL	16.290	A.CANET	28.852	N.BULEGA	23.872	8	F.DI GIANNAN	1'42.531	1'42.724	(9)	
9	F.BAGNAIA	33.545	J.MIR	16.292	A.MIGNO	28.862	R.FENATI	23.877	9	B.BENDSNEY	1'42.655	1'42.655	(7)	
10	J.DANILO	33.560	F.BAGNAIA	16.309	F.BAGNAIA	28.889	J.DANILO	23.881	10	F.QUARTARAR	1'42.657	1'42.703	(8)	
11	K.PAWI	33.568	B.BINDER	16.309	B.BINDER	28.944	A.MIGNO	23.882	11	A.CANET	1'42.676	1'43.214	(16)	
12	A.MIGNO	33.582	N.ANTONELLI	16.310	A.ARENAS	28.956	J.MCPHEE	23.884	12	G.RODRIGO	1'42.688	1'42.792	(11)	
13	R.FENATI	33.587	J.DANILO	16.310	N.ANTONELLI	28.986	P.OETTL	23.911	13	F.BAGNAIA	1'42.704	1'42.746	(10)	
14	G.RODRIGO	33.598	M.HERRERA	16.326	K.PAWI	29.019	F.BAGNAIA	23.961	14	J.DANILO	1'42.779	1'42.959	(14)	
15	E.BASTIANINI	33.610	R.FENATI	16.333	P.OETTL	29.024	M.HERRERA	23.971	15	N.ANTONELLI	1'42.802	1'42.911	(13)	
16	D.BINDER	33.643	D.BINDER	16.337	J.DANILO	29.028	F.DI GIANNANTO	23.998	16	P.OETTL	1'42.923	1'42.968	(15)	
17	J.KORNFEIL	33.692	F.QUARTARARO	16.341	J.GUEVARA	29.043	A.CANET	23.998	17	K.PAWI	1'43.046	1'43.692	(24)	
18	P.OETTL	33.698	B.BENDSNEYDE	16.344	G.RODRIGO	29.072	F.QUARTARARO	24.009	18	J.MCPHEE	1'43.070	1'43.515	(21)	
19	J.MCPHEE	33.711	L.LOI	16.348	J.MCPHEE	29.098	A.ARENAS	24.020	19	A.LOCATELLI	1'43.078	1'43.235	(17)	
20	L.LOI	33.742	N.BULEGA	16.349	L.LOI	29.113	L.LOI	24.048	20	L.LOI	1'43.251	1'43.399	(19)	
21	B.BENDSNEYDE	33.756	F.DI GIANNANTO	16.357	T.SUZUKI	29.144	J.MIR	24.053	21	J.MIR	1'43.277	1'43.368	(18)	
22	A.NORRODIN	33.765	T.SUZUKI	16.363	J.MIR	29.160	N.ANTONELLI	24.085	22	A.ARENAS	1'43.280	1'43.873	(27)	
23	J.MIR	33.772	J.KORNFEIL	16.369	J.KORNFEIL	29.163	J.KORNFEIL	24.087	23	J.KORNFEIL	1'43.311	1'43.692	(25)	
24	A.ARENAS	33.869	K.PAWI	16.369	M.HERRERA	29.178	K.PAWI	24.090	24	D.BINDER	1'43.328	1'43.407	(20)	


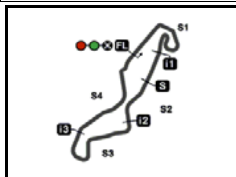
These data/results cannot be reproduced, stored and/or transmitted in whole or in part by any manner of electronic, mechanical, photocopying, recording, broadcasting or otherwise now known or herein after developed without the previous express consent by the copyright owner, except for reproduction in daily press and regular printed publications on sale to the public within 60 days of the event related to those data/results and always provided that copyright symbol appears together as follows below.

© DORNA, 2016

Official MotoGP Timing by  TISSOT
www.motogp.com

motoE³

TT Circuit Assen

Results and timing service provided by  **TISSOT**

4542 m.

MOTUL TT ASSEN

Qualifying

Best Partial Times

Moto3

IT Ideal Lap Time, sum of the best partial times*BT* Best Lap Time

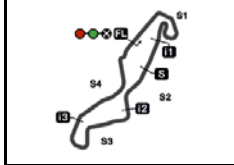
<i>T1</i>			<i>T2</i>			<i>T3</i>			<i>T4</i>				
<i>Pos</i>	<i>Rider</i>	<i>Time</i>	<i>Rider</i>	<i>Time</i>	<i>Rider</i>	<i>Time</i>	<i>Rider</i>	<i>Time</i>	<i>Pos</i>	<i>Rider</i>	<i>IT</i>	<i>BT</i>	
25	A.LOCATELLI	33.869	J.MCPHEE	16.377	D.BINDER	29.187	T.SUZUKI	24.124	25	M.HERRERA	1'43.525	1'43.641	(22)
26	A.MASBOU	33.896	A.NORRODIN	16.384	A.LOCATELLI	29.212	A.MASBOU	24.160	26	A.MASBOU	1'43.587	1'43.647	(23)
27	T.SUZUKI	33.988	A.ARENAS	16.435	A.MASBOU	29.251	D.BINDER	24.161	27	T.SUZUKI	1'43.619	1'43.754	(26)
28	M.HERRERA	34.050	A.CANET	16.461	L.PETRARCA	29.418	A.NORRODIN	24.172	28	A.NORRODIN	1'43.769	1'45.024	(29)
29	S.VALTULINI	34.076	F.SPIRANELLI	16.507	S.VALTULINI	29.426	S.VALTULINI	24.333	29	S.VALTULINI	1'44.355	1'44.699	(28)
30	L.PETRARCA	34.335	S.VALTULINI	16.520	A.NORRODIN	29.448	F.SPIRANELLI	24.371	30	F.SPIRANELLI	1'44.743	1'45.149	(30)
31	F.SPIRANELLI	34.351	D.WEBB	16.603	F.SPIRANELLI	29.514	L.PETRARCA	24.489	31	L.PETRARCA	1'44.882	1'45.153	(31)
32	D.WEBB	34.383	L.PETRARCA	16.640	D.WEBB	29.605	D.WEBB	24.545	32	D.WEBB	1'45.136	1'45.225	(32)

These data/results cannot be reproduced, stored and/or transmitted in whole or in part by any manner of electronic, mechanical, photocopying, recording, broadcasting or otherwise now known or herein after developed without the previous express consent by the copyright owner, except for reproduction in daily press and regular printed publications on sale to the public within 60 days of the event related to those data/results and always provided that copyright symbol appears together as follows below.

© DORNA, 2016

Official MotoGP Timing by **TISSOT**
www.motogp.com

motoE³



4542 m.

MOTUL TT ASSEN

Qualifying

Fastest Laps Sequence

<i>Practice Time</i>	 <i>Rider</i>	<i>Nation</i>	<i>Motorcycle</i>	<i>Time</i>	<i>Km/h</i>	<i>Rider's Lap</i>
3'40.688	41 Brad BINDER	RSA	KTM	1'43.915	157.3	2
3'42.486	8 Nicolo BULEGA	ITA	KTM	1'43.814	157.5	2
3'42.610	5 Romano FENATI	ITA	KTM	1'43.504	157.9	2
4'10.056	33 Enea BASTIANINI	ITA	HONDA	1'42.983	158.7	2
8'57.559	41 Brad BINDER	RSA	KTM	1'42.896	158.9	5
19'54.886	21 Francesco BAGNAIA	ITA	MAHINDRA	1'42.746	159.1	8
20'04.529	5 Romano FENATI	ITA	KTM	1'42.582	159.3	8
21'41.332	33 Enea BASTIANINI	ITA	HONDA	1'42.463	159.5	8

These data/results cannot be reproduced, stored and/or transmitted in whole or in part by any manner of electronic, mechanical, photocopying, recording, broadcasting or otherwise now known or herein after developed without the previous express consent by the copyright owner, except for reproduction in daily press and regular printed publications on sale to the public within 60 days of the event related to those data/results and always provided that copyright symbol appears together as follows below.

© DORNA, 2016

Official MotoGP Timing by TISSOT
www.motogp.com

Assen, Saturday, June 25, 2016

