


4542 m.

## MOTUL TT ASSEN

### Free Practice Nr. 1

### Classification

3

	Rider	Nation	Team	Motorcycle	Time	Lap Total	Gap	Top Speed
1	29 <b>Andrea IANNONE</b>	ITA	Ducati Team	DUCATI	<b>1'34.349</b>	17 18		<b>308.6</b>
2	4 <b>Andrea DOVIZIOSO</b>	ITA	Ducati Team	DUCATI	<b>1'34.575</b>	16 17	0.226 0.226	<b>307.9</b>
3	44 <b>Poi ESPARGARO</b>	SPA	Monster Yamaha Tech 3	YAMAHA	<b>1'34.649</b>	18 19	0.300 0.074	<b>304.3</b>
4	45 <b>Scott REDDING</b>	GBR	OCTO Pramac Yakhnich	DUCATI	<b>1'34.660</b>	17 18	0.311 0.011	<b>303.7</b>
5	9 <b>Danilo PETRUCCI</b>	ITA	OCTO Pramac Yakhnich	DUCATI	<b>1'34.660</b>	18 20	0.311	<b>301.0</b>
6	99 <b>Jorge LORENZO</b>	SPA	Movistar Yamaha MotoGP	YAMAHA	<b>1'34.722</b>	11 18	0.373 0.062	<b>303.2</b>
7	46 <b>Valentino ROSSI</b>	ITA	Movistar Yamaha MotoGP	YAMAHA	<b>1'34.758</b>	21 21	0.409 0.036	<b>299.5</b>
8	25 <b>Maverick VIÑALES</b>	SPA	Team SUZUKI ECSTAR	SUZUKI	<b>1'34.759</b>	19 20	0.410 0.001	<b>304.2</b>
9	38 <b>Bradley SMITH</b>	GBR	Monster Yamaha Tech 3	YAMAHA	<b>1'34.918</b>	19 19	0.569 0.159	<b>301.1</b>
10	8 <b>Hector BARBERA</b>	SPA	Avintia Racing	DUCATI	<b>1'34.954</b>	16 18	0.605 0.036	<b>305.1</b>
11	93 <b>Marc MARQUEZ</b>	SPA	Repsol Honda Team	HONDA	<b>1'34.972</b>	13 18	0.623 0.018	<b>301.7</b>
12	35 <b>Cal CRUTCHLOW</b>	GBR	LCR Honda	HONDA	<b>1'35.026</b>	16 18	0.677 0.054	<b>302.3</b>
13	26 <b>Dani PEDROSA</b>	SPA	Repsol Honda Team	HONDA	<b>1'35.294</b>	17 18	0.945 0.268	<b>303.5</b>
14	41 <b>Aleix ESPARGARO</b>	SPA	Team SUZUKI ECSTAR	SUZUKI	<b>1'35.365</b>	18 18	1.016 0.071	<b>299.5</b>
15	51 <b>Michele PIRRO</b>	ITA	Avintia Racing	DUCATI	<b>1'35.530</b>	17 17	1.181 0.165	<b>301.2</b>
16	68 <b>Yonny HERNANDEZ</b>	COL	Aspar Team MotoGP	DUCATI	<b>1'35.672</b>	16 20	1.323 0.142	<b>295.8</b>
17	50 <b>Eugene LAVERTY</b>	IRL	Aspar Team MotoGP	DUCATI	<b>1'35.989</b>	18 19	1.640 0.317	<b>302.4</b>
18	43 <b>Jack MILLER</b>	AUS	Estrella Galicia 0,0 Marc VDS	HONDA	<b>1'36.019</b>	12 17	1.670 0.030	<b>300.3</b>
19	19 <b>Alvaro BAUTISTA</b>	SPA	Aprilia Racing Team Gresini	APRILIA	<b>1'36.188</b>	6 19	1.839 0.169	<b>295.9</b>
20	6 <b>Stefan BRADL</b>	GER	Aprilia Racing Team Gresini	APRILIA	<b>1'36.284</b>	16 16	1.935 0.096	<b>299.1</b>
21	53 <b>Tito RABAT</b>	SPA	Estrella Galicia 0,0 Marc VDS	HONDA	<b>1'37.850</b>	21 21	3.501 1.566	<b>296.5</b>

Practice condition: **Dry**

Air: 20°

Humidity: 98%

Ground: 20°

<b>Fastest Lap:</b>	Lap: 17	<b>Andrea IANNONE</b>	<b>1'34.349</b>	173.3 Km/h
<b>Circuit Record Lap:</b>	2015	<b>Marc MARQUEZ</b>	<b>1'33.617</b>	174.6 Km/h
<b>Circuit Best Lap:</b>	2015	<b>Valentino ROSSI</b>	<b>1'32.627</b>	176.5 Km/h

The results are provisional until the end of the limit for protest and appeals.

Time limit for protest expires 30' after publication of the results - Mr. .... Time: .....

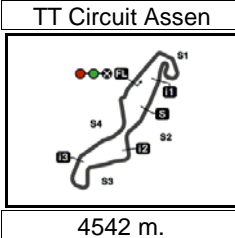
These data/results cannot be reproduced, stored and/or transmitted in whole or in part by any manner of electronic, mechanical, photocopying, recording, broadcasting or otherwise now known or herein after developed without the previous express consent by the copyright owner, except for reproduction in daily press and regular printed publications on sale to the public within 60 days of the event related to those data/results and always provided that copyright symbol appears together as follows below.

© DORNA, 2016

Official MotoGP Timing by **TISSOT**  
www.motogp.com

Assen, Friday, June 24, 2016





## MOTUL TT ASSEN

### Free Practice Nr. 1

### Top Speed & Average

4



Rider	Nation	Motorcycle	Top 5 speeds					Average	Top
29 <b>Andrea IANNONE</b>	ITA	DUCATI	308.6	308.3	308.0	307.5	307.3	307.9	<b>308.6</b>
4 <b>Andrea DOVIZIOSO</b>	ITA	DUCATI	307.9	307.4	307.1	306.8	306.1	307.1	<b>307.9</b>
8 <b>Hector BARBERA</b>	SPA	DUCATI	305.1	303.1	302.6	302.0	300.8	302.7	<b>305.1</b>
44 <b>Pol ESPARGARO</b>	SPA	YAMAHA	304.3	302.5	302.3	302.2	300.5	302.4	<b>304.3</b>
25 <b>Maverick VIÑALES</b>	SPA	SUZUKI	304.2	303.2	302.6	302.5	302.5	303.0	<b>304.2</b>
45 <b>Scott REDDING</b>	GBR	DUCATI	303.7	303.7	303.7	303.4	302.5	303.4	<b>303.7</b>
26 <b>Dani PEDROSA</b>	SPA	HONDA	303.5	303.2	303.1	301.1	301.0	302.4	<b>303.5</b>
99 <b>Jorge LORENZO</b>	SPA	YAMAHA	303.2	302.8	302.8	302.2	301.9	302.6	<b>303.2</b>
50 <b>Eugene LAVERTY</b>	IRL	DUCATI	302.4	302.2	302.1	300.9	300.5	301.6	<b>302.4</b>
35 <b>Cal CRUTCHLOW</b>	GBR	HONDA	302.3	300.8	299.1	298.5	298.5	299.8	<b>302.3</b>
93 <b>Marc MARQUEZ</b>	SPA	HONDA	301.7	300.8	300.6	300.5	300.5	300.8	<b>301.7</b>
51 <b>Michele PIRRO</b>	ITA	DUCATI	301.2	298.3	295.3	295.0	294.7	296.9	<b>301.2</b>
38 <b>Bradley SMITH</b>	GBR	YAMAHA	301.1	301.1	300.5	299.4	298.5	300.1	<b>301.1</b>
9 <b>Danilo PETRUCCI</b>	ITA	DUCATI	301.0	299.6	298.8	298.6	298.5	299.3	<b>301.0</b>
43 <b>Jack MILLER</b>	AUS	HONDA	300.3	300.0	297.5	295.7	295.5	297.8	<b>300.3</b>
41 <b>Aleix ESPARGARO</b>	SPA	SUZUKI	299.5	298.5	298.5	298.0	297.5	298.4	<b>299.5</b>
46 <b>Valentino ROSSI</b>	ITA	YAMAHA	299.5	299.1	298.8	298.4	297.8	298.7	<b>299.5</b>
6 <b>Stefan BRADL</b>	GER	APRILIA	299.1	297.6	297.1	296.5	296.3	297.3	<b>299.1</b>
53 <b>Tito RABAT</b>	SPA	HONDA	296.5	296.2	295.4	294.6	294.3	295.4	<b>296.5</b>
19 <b>Alvaro BAUTISTA</b>	SPA	APRILIA	295.9	295.7	294.9	294.5	294.3	295.1	<b>295.9</b>
68 <b>Yonny HERNANDEZ</b>	COL	DUCATI	295.8	295.6	294.7	294.3	294.1	294.9	<b>295.8</b>

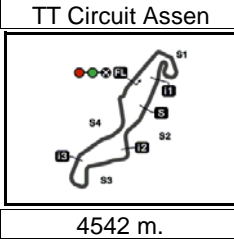
These data/results cannot be reproduced, stored and/or transmitted in whole or in part by any manner of electronic, mechanical, photocopying, recording, broadcasting or otherwise now known or herein after developed without the previous express consent by the copyright owner, except for reproduction in daily press and regular printed publications on sale to the public within 60 days of the event related to those data/results and always provided that copyright symbol appears together as follows below.

© DORNA, 2016

Official MotoGP Timing by TISSOT  
www.motogp.com



Assen, Friday, June 24, 2016



4542 m.

## MOTUL TT ASSEN

## Free Practice Nr. 1

## Chronological Analysis of Performances

5

\* Lap / Sector time cancelled

T1 Time from finish line to 1st intermediate

T3 Time from 2nd intermed. to 3rd intermed.

P Crossing the finish line in pit lane

T2 Time from 1st intermed. to 2nd intermed.

T4 Time from 3rd intermediate to finish line

Lap	Lap Time	T1	T2	T3	T4	Speed	Lap	Lap Time	T1	T2	T3	T4	Speed
<b>1st</b>	<b>29</b>	Andrea IANNONE			Ducati Team	ITA	4	<b>1'36.819</b>	31.708	14.600	28.118	22.393	298.5
		Runs=3	Total laps=18	Full laps=13			5	<b>1'38.512</b>	33.345	14.605	28.222	22.340	292.5
1	3'51.311	2'33.043	17.787	33.576	26.905	246.5	6	<b>1'36.266</b>	31.708	14.530	27.834	22.194	299.5
2	<b>1'43.897</b>	34.446	15.298	30.082	24.071	295.3	7	1'49.408 P	33.953	15.432	29.669	30.354	278.2
3	<b>1'46.537</b>	40.772	14.836	28.270	22.659	304.9	8	9'32.472	8'21.554	15.784	32.432	22.702	262.7
4	<b>1'36.903</b>	32.111	14.418	28.086	22.288	304.7	9	<b>1'40.075</b>	35.532	14.522	27.995	22.026	300.0
5	<b>1'36.038</b>	31.367	14.328	27.948	22.395	307.5	10	<b>1'35.763</b>	31.634	14.312	27.722	22.095	302.3
6	<b>1'41.695</b>	31.611	15.818	29.010	25.256	305.2	11	<b>1'35.476</b>	31.480	14.275	27.663	22.058	302.2
7	<b>1'34.939</b>	31.365	14.177	27.550	21.847	307.3	12	<b>1'34.968</b>	31.421	14.216	27.522	21.809	300.3
8	1'43.674 P	32.089	14.614	28.400	28.571	300.9	13	<b>1'43.460</b>	33.701	16.051	31.339	22.369	258.8
9	9'08.999	8'04.214	14.362	27.924	22.499	308.3	14	<b>1'35.099</b>	31.408	14.176	27.678	21.837	300.3
10	<b>1'35.654</b>	31.414	14.179	28.024	22.037	308.6	15	1'47.353 P	35.202	14.691	28.882	28.578	291.2
11	<b>1'34.665</b>	31.049	14.182	27.436	21.998	308.0	16	6'12.536	5'02.580	16.932	30.491	22.533	226.1
12	1'46.349 P	32.963	17.076	28.374	27.936	247.5	17	<b>1'36.584</b>	32.048	14.523	27.774	22.239	302.5
13	7'44.969	6'39.986	14.637	28.062	22.284	303.7	18	1'34.649	31.199	14.106	27.581	21.763	304.3
14	<b>1'35.096</b>	31.187	14.298	27.588	22.023	302.8	19	<b>1'35.084</b>	31.295	14.222	27.745	21.822	300.5
15	<b>1'34.792</b>	31.214	14.149	27.416	22.013	306.9							
16	<b>1'34.707</b>	31.286	14.150	27.536	21.735	304.2							
17	1'34.349	31.166	14.015	27.395	21.773	306.0							
18	<b>1'45.170</b>	38.749	14.920	28.585	22.916	289.3							

<b>2nd</b>	<b>4</b>	Andrea DOVIZIOSO			Ducati Team	ITA	Runs=3	Total laps=17	Full laps=12
1	3'55.003	2'41.645	16.701	31.876	24.781	274.5			
2	<b>1'43.243</b>	34.037	15.359	29.668	24.179	298.0			
3	<b>1'40.522</b>	33.313	15.060	29.046	23.103	294.4			
4	<b>1'38.516</b>	32.954	15.048	28.173	22.341	291.8			
5	<b>1'37.531</b>	31.867	14.773	28.241	22.650	295.8			
6	<b>1'38.508</b>	31.875	14.656	29.077	22.900	302.7			
7	<b>1'36.174</b>	31.672	14.485	27.862	22.155	300.7			
8	1'48.716 P	34.449	15.011	29.143	30.113	296.2			
9	11'12.125	0'02.944	15.193	30.087	23.901	296.6			
10	<b>1'35.236</b>	31.464	14.241	27.612	21.919	306.8			
11	<b>1'35.270</b>	31.215	14.241	27.626	22.188	306.1			
12	1'43.794 P	31.872	14.640	28.827	28.455	300.7			
13	7'07.313	6'01.600	14.942	28.494	22.277	299.5			
14	<b>1'44.540</b>	33.365	16.093	32.398	22.684	266.6			
15	<b>1'34.773</b>	31.175	14.207	27.563	21.828	307.4			
16	1'34.575	31.057	14.105	27.614	21.799	307.9			
17	<b>1'36.450</b>	32.513	14.203	27.713	22.021	307.1			

<b>3rd</b>	<b>44</b>	Pol ESPARGARO			Monster Yamaha Tec	SPA	Runs=3	Total laps=19	Full laps=14
1	3'20.582	2'09.853	15.787	31.021	23.921	283.6			
2	<b>1'38.743</b>	32.547	14.749	28.378	23.069	294.5			
3	<b>1'37.925</b>	32.269	14.612	28.241	22.803	297.9			

<b>4th</b>	<b>45</b>	Scott REDDING			OCTO Pramac Yakhn	GBR	Runs=3	Total laps=18	Full laps=13
1	2'59.778	1'46.212	17.394	31.602	24.570	259.4			
2	<b>1'40.232</b>	33.782	14.988	28.784	22.678	288.5			
3	<b>1'37.716</b>	32.335	14.513	27.911	22.957	301.3			
4	<b>1'36.744</b>	32.067	14.365	27.782	22.530	302.5			
5	<b>1'36.274</b>	31.791	14.283	28.215	21.985	303.7			
6	<b>1'36.659</b>	32.017	14.514	27.875	22.253	295.7			
7	<b>1'41.614</b>	34.825	14.632	29.849	22.308	296.1			
8	<b>1'35.384</b>	31.707	14.229	27.614	21.834	303.4			
9	1'50.212 P	37.949	14.764	28.638	28.861	294.2			
10	12'59.613	1'53.043	14.852	29.368	22.350	291.4			
11	<b>1'35.621</b>	31.772	14.231	27.678	21.940	303.7			
12	<b>1'35.440</b>	31.585	14.194	27.826	21.835	302.0			
13	<b>1'35.698</b>	31.567	14.285	27.837	22.009	301.5			
14	1'49.270 P	36.151	14.832	29.325	28.962	293.0			
15	5'25.073	4'19.271	14.899	28.633	22.270	286.0			
16	<b>1'34.768</b>	31.555	14.096	27.471	21.646	303.7			
17	1'34.660	31.498	14.083	27.373	21.706	301.5			
18	<b>1'47.604</b>	38.603	15.719	29.841	23.441	270.6			

<b>5th</b>	<b>9</b>	Danilo PETRUCCI			OCTO Pramac Yakhn	ITA	Runs=3	Total laps=20	Full laps=15
1	2'07.837	59.376	15.824	29.443	23.194	281.3			
2	<b>1'38.628</b>	32.479	14.924	28.365	22.860	293.7			
3	<b>1'37.504</b>	32.357	14.689	28.130	22.328	294.8			
4	<b>1'36.639</b>	31.996	14.587	27.962	22.094	295.2			
5	<b>1'36.307</b>	31.798	14.545	27.965	21.999	297.5			
6	<b>1'43.853</b>	34.624	15.111	31.703	22.415	285.7			

**Fastest Lap:** Andrea IANNONE Ducati Team ITA **1'34.349** 31.166 14.015 27.395 21.773

These data/results cannot be reproduced, stored and/or transmitted in whole or in part by any manner of electronic, mechanical, photocopying, recording, broadcasting or otherwise now known or herein after developed without the previous express consent by the copyright owner, except for reproduction in daily press and regular printed publications on sale to the public within 60 days of the event related to those data/results and always provided that copyright symbol appears together as follows below.  
© DORNA, 2016



## Free Practice Nr. 1

MotoGP

Lap	Lap Time	T1	T2	T3	T4	Speed	Lap	Lap Time	T1	T2	T3	T4	Speed
7	1'35.885	31.750	14.436	27.793	21.906	296.9	19	1'35.049	31.106	14.345	27.513	22.085	299.5
8	1'35.689	31.629	14.415	27.769	21.876	294.9	20	1'38.511	32.619	15.266	28.380	22.246	283.3
9	1'35.660	31.531	14.482	27.783	21.864	297.9	21	1'34.758	31.205	14.293	27.572	21.688	299.1
10	1'54.534 P	36.431	17.532	30.892	29.679	231.5	<b>8th 25 Maverick VIÑALES</b> Team SUZUKI ECST SPA						
11	10'38.087	9'19.319	15.236	34.599	28.933	286.0	Runs=3 Total laps=20 Full laps=15						
12	1'35.603	31.680	14.422	27.756	21.745	299.6	1	2'24.251	1'09.221	17.058	32.536	25.436	254.3
13	1'45.784	33.495	16.394	33.800	22.095	247.2	2	1'41.609	34.001	15.046	29.000	23.562	296.0
14	1'35.132	31.487	14.284	27.634	21.727	301.0	3	1'37.601	32.174	14.642	28.023	22.762	299.5
15	1'48.060 P	32.897	15.457	29.799	29.907	272.1	4	1'36.188	31.630	14.456	27.807	22.295	302.5
16	5'17.726	4'13.131	14.737	27.985	21.873	296.2	5	1'40.439	33.894	16.501	27.820	22.224	218.5
17	1'35.070	31.259	14.211	27.485	22.115	298.5	6	1'35.307	31.469	14.231	27.589	22.018	303.2
18	1'34.660	31.291	14.248	27.480	21.641	298.8	7	1'45.377 P	31.937	14.736	28.158	30.546	293.0
19	1'45.645	33.684	15.006	33.672	23.283	288.1	8	7'34.260	6'28.648	14.689	28.297	22.626	295.0
20	1'34.939	31.329	14.383	27.565	21.662	298.6	9	1'35.594	31.573	14.360	27.638	22.023	300.8
<b>6th 99 Jorge LORENZO</b> Movistar Yamaha Mot SPA							10	1'35.255	31.437	14.147	27.544	22.127	300.7
Runs=3 Total laps=18 Full laps=13							11	1'34.989	31.365	14.213	27.534	21.877	302.6
1	4'40.690	3'25.781	17.739	32.501	24.669	237.8	12	1'34.773	31.247	14.187	27.523	21.816	299.3
2	1'42.456	33.928	15.392	29.431	23.705	292.9	13	1'46.760 P	33.541	15.751	28.314	29.154	279.5
3	1'38.090	32.361	14.787	28.347	22.595	298.0	14	8'43.295	7'37.729	14.786	28.312	22.468	295.9
4	1'36.572	31.818	14.455	27.911	22.388	300.3	15	1'35.395	31.321	14.295	27.708	22.071	302.0
5	1'36.054	31.556	14.453	27.682	22.363	301.8	16	1'34.912	31.346	14.207	27.509	21.850	301.4
6	1'35.600	31.401	14.313	27.623	22.263	301.1	17	1'34.825	31.248	14.155	27.505	21.917	302.4
7	1'42.072 P	31.363	14.361	27.807	28.541	292.1	18	1'37.108	31.348	15.180	28.420	22.160	300.9
8	8'21.245	7'16.610	14.514	27.775	22.346	300.8	19	1'34.759	31.244	14.127	27.536	21.852	302.5
9	1'35.800	31.842	14.302	27.544	22.112	303.2	20	1'34.909	31.250	14.122	27.663	21.874	304.2
10	1'35.212	31.209	14.320	27.642	22.041	302.2	<b>9th 38 Bradley SMITH</b> Monster Yamaha Tec GBR						
11	1'34.722	31.119	14.140	27.452	22.011	302.8	Runs=3 Total laps=19 Full laps=14						
12	1'34.783	31.142	14.202	27.418	22.021	301.7	1	7'07.795	5'56.244	16.408	30.956	24.187	268.7
13	1'34.846	31.168	14.149	27.528	22.001	301.9	2	1'43.365	34.323	16.639	29.121	23.282	267.2
14	1'50.001 P	34.499	15.617	30.240	29.645	286.3	3	1'38.298	32.544	14.752	28.337	22.665	296.0
15	8'09.641	7'02.013	15.329	29.610	22.689	292.0	4	1'37.534	32.102	14.579	28.271	22.582	297.6
16	1'35.534	31.585	14.242	27.605	22.102	302.8	5	1'36.663	31.881	14.486	27.946	22.350	297.5
17	1'34.929	31.274	14.166	27.461	22.028	301.5	6	1'35.987	31.676	14.407	27.823	22.081	297.6
18	1'34.896	31.278	14.204	27.495	21.919	298.5	7	1'47.978 P	34.284	14.964	28.916	29.814	284.2
<b>7th 46 Valentino ROSSI</b> Movistar Yamaha Mot ITA							8	5'25.297	4'19.442	14.837	28.413	22.605	295.4
Runs=3 Total laps=21 Full laps=16							9	1'35.918	31.522	14.345	27.777	22.274	299.4
1	4'07.691	2'53.072	16.610	31.982	26.027	267.0	10	1'35.631	31.518	14.333	27.725	22.055	298.5
2	1'40.996	33.436	15.349	29.095	23.116	291.5	11	1'35.371	31.336	14.273	27.719	22.043	297.5
3	1'38.290	32.525	14.900	28.378	22.487	294.6	12	1'46.152 P	33.547	15.193	28.861	28.551	286.7
4	1'36.659	31.737	14.637	28.107	22.178	297.1	13	6'40.372	5'34.443	14.865	28.606	22.458	295.0
5	1'36.282	31.593	14.571	27.905	22.213	296.7	14	1'35.964	31.661	14.312	27.837	22.154	297.3
6	1'35.734	31.440	14.434	27.765	22.095	297.7	15	1'35.193	31.357	14.150	27.668	22.018	298.4
7	1'35.311	31.339	14.402	27.632	21.938	298.4	16	1'35.119	31.435	14.246	27.568	21.870	301.1
8	1'51.816 P	38.539	15.237	28.611	29.429	286.1	17	1'42.232	37.457	14.528	27.924	22.323	297.4
9	5'53.429	4'43.067	17.504	29.920	22.938	217.7	18	1'35.088	31.438	14.145	27.633	21.872	301.1
10	1'37.296	32.086	14.757	28.094	22.359	294.9	19	1'34.918	31.318	14.132	27.646	21.822	300.5
11	1'35.956	31.676	14.442	27.696	22.142	293.3	<b>10th 8 Hector BARBERA</b> Avintia Racing SPA						
12	1'35.731	31.445	14.424	27.776	22.086	297.8	Runs=4 Total laps=18 Full laps=11						
13	1'35.937	31.550	14.474	27.846	22.067	298.8	1	2'06.318	54.376	16.719	30.760	24.463	258.7
14	1'35.815	31.460	14.458	27.741	22.156	296.7	2	1'46.914 P	33.553	15.336	29.318	28.707	291.1
15	1'47.511 P	33.489	15.507	29.114	29.401	276.0	3	2'31.984	1'24.334	15.430	28.992	23.228	287.6
16	6'32.560	5'25.328	15.593	28.845	22.794	280.1	4	1'36.577	31.969	14.500	27.773	22.335	302.0
17	1'36.058	31.636	14.545	27.811	22.066	296.2	5	1'36.164	31.709	14.356	27.827	22.272	300.2
18	1'34.994	31.284	14.348	27.519	21.843	297.1							

<b>Fastest Lap:</b>	Andrea IANNONE	Ducati Team	ITA	1'34.349	31.166	14.015	27.395	21.773
---------------------	----------------	-------------	-----	----------	--------	--------	--------	--------

These data/results cannot be reproduced, stored and/or transmitted in whole or in part by any manner of electronic, mechanical, photocopying, recording, broadcasting or otherwise now known or herein after developed without the previous express consent by the copyright owner, except for reproduction in daily press and regular printed publications on sale to the public within 60 days of the event related to those data/results and always provided that copyright symbol appears together as follows below.

© DORNA, 2016

Official MotoGP Timing by TISSOT  
www.motogp.com

Assen, Friday, June 24, 2016

Page 2 of 5



## Free Practice Nr. 1

MotoGP

Lap	Lap Time	T1	T2	T3	T4	Speed	Lap	Lap Time	T1	T2	T3	T4	Speed		
6	<b>1'37.561</b>	32.359	15.133	28.065	22.004	291.3	<b>13th 26</b>	<b>Dani PEDROSA</b>	Repsol Honda Team		SPA	Runs=3 Total laps=18 Full laps=13			
7	<b>1'37.952</b>	31.865	14.780	28.588	22.719	298.1									
8	<b>1'35.546</b>	31.609	14.309	27.631	21.997	303.1									
9	<b>1'47.267</b> P	33.600	15.050	28.576	30.041	280.6									
10	<b>9'10.120</b>	8'02.343	15.404	29.301	23.072	282.2									
11	<b>1'37.652</b>	32.482	14.583	28.165	22.422	295.0									
12	<b>1'36.522</b>	31.989	14.419	27.695	22.419	298.8									
13	<b>1'44.545</b> P	32.062	14.494	27.978	30.011	299.7									
14	<b>8'28.061</b>	7'22.247	15.013	28.483	22.318	292.5									
15	<b>1'44.197</b>	31.526	14.693	34.983	22.995	300.8									
16	<b>1'34.954</b>	31.494	14.055	27.430	21.975	305.1									
17	<b>1'47.937</b>	40.355	14.499	30.685	22.398	298.1									
18	<b>1'35.888</b>	31.681	14.238	27.678	22.291	302.6									
<b>11th 93</b>	<b>Marc MARQUEZ</b>	Repsol Honda Team		SPA	Runs=3 Total laps=18 Full laps=13										
1	<b>2'54.459</b>	1'39.227	17.197	32.401	25.634	263.8									
2	<b>1'43.648</b>	33.775	15.680	30.536	23.657	287.2									
3	<b>1'39.119</b>	32.575	15.034	28.448	23.062	296.2									
4	<b>1'36.951</b>	31.816	14.642	28.119	22.374	298.3									
5	<b>1'36.367</b>	31.413	14.453	28.321	22.180	300.5									
6	<b>1'36.774</b>	31.826	14.567	28.090	22.291	295.8									
7	<b>1'35.812</b>	31.540	14.348	27.952	21.972	298.5									
8	<b>1'50.216</b> P	33.771	15.295	31.298	29.852	272.8									
9	<b>9'03.375</b>	7'56.094	15.232	29.143	22.906	291.9									
10	<b>1'37.732</b>	32.240	14.653	28.319	22.520	296.0									
11	<b>1'34.989</b>	31.235	14.229	27.700	21.825	300.8									
12	<b>1'35.665</b>	31.630	14.262	27.765	22.008	300.5									
13	<b>1'34.972</b>	31.246	14.194	27.654	21.878	295.1									
14	<b>1'46.758</b> P	34.109	14.828	28.940	28.881	291.1									
15	<b>9'24.453</b>	8'19.236	14.650	28.273	22.294	294.5									
16	<b>1'35.467</b>	31.291	14.398	27.762	22.016	300.6									
17	<b>1'41.660</b>	36.541	14.511	28.429	22.179	296.8									
18	<b>1'34.995</b>	31.311	14.227	27.667	21.790	301.7									
<b>12th 35</b>	<b>Cal CRUTCHLOW</b>	LCR Honda		GBR	Runs=3 Total laps=18 Full laps=13										
1	<b>2'50.058</b>	1'24.897	18.340	38.344	28.477	259.6									
2	<b>1'48.646</b>	35.802	15.970	32.983	23.891	288.0									
3	<b>1'39.218</b>	32.382	14.956	28.447	23.433	298.4									
4	<b>1'36.713</b>	31.931	14.586	27.669	22.527	296.6									
5	<b>1'36.613</b>	31.689	14.514	28.114	22.296	294.4									
6	<b>1'40.414</b>	31.507	16.386	29.179	23.342	288.6									
7	<b>1'36.072</b>	31.337	14.506	27.933	22.296	298.5									
8	<b>1'46.278</b> P	31.419	14.643	30.373	29.843	298.5									
9	<b>8'47.773</b>	7'38.324	15.769	30.575	23.105	277.9									
10	<b>1'36.467</b>	31.594	14.585	27.881	22.407	295.4									
11	<b>1'35.294</b>	31.356	14.380	27.516	22.042	299.1									
12	<b>1'35.586</b>	31.318	14.320	27.609	22.339	297.0									
13	<b>1'50.321</b> P	36.132	15.435	29.686	29.068	278.4									
14	<b>9'08.908</b>	8'00.553	15.768	29.735	22.852	274.3									
15	<b>1'40.295</b>	32.658	14.891	30.261	22.485	297.7									
16	<b>1'35.026</b>	31.354	14.226	27.445	22.001	300.8									
17	<b>1'35.358</b>	31.431	14.260	27.659	22.008	302.3									
18	<b>1'42.975</b>	34.321	15.663	29.559	23.432	277.4									
<b>14th 41</b>	<b>Aleix ESPARGARO</b>	Team SUZUKI ECST		SPA	Runs=4 Total laps=18 Full laps=11										
1	<b>3'18.606</b>	2'04.338	17.610	31.783	24.875	236.8									
2	<b>1'41.058</b>	33.425	15.323	29.020	23.290	289.8									
3	<b>1'37.983</b>	32.223	14.632	28.100	23.028	295.1									
4	<b>1'36.750</b>	31.732	14.514	27.976	22.528	295.2									
5	<b>1'43.735</b> P	31.747	14.526	28.148	29.314	294.1									
6	<b>7'08.212</b>	6'01.648	15.024	28.715	22.825	294.4									
7	<b>1'37.138</b>	31.767	14.799	28.128	22.444	296.5									
8	<b>1'49.230</b> P	35.792	14.995	28.461	29.982	290.2									
9	<b>7'06.834</b>	5'59.460	15.517	28.986	22.871	271.9									
10	<b>1'36.424</b>	31.771	14.523	27.770	22.360	298.5									
11	<b>1'35.960</b>	31.506	14.428	27.790	22.236	298.0									
12	<b>1'45.443</b> P	31.589	15.405	29.229	29.220	278.0									
13	<b>5'20.191</b>	4'06.660	15.569	32.953	25.009	276.0									
14	<b>1'36.016</b>	31.672	14.503	27.740	22.101	297.5									
15	<b>1'35.630</b>	31.593	14.308	27.658	22.071	298.5									
16	<b>1'37.684</b>	31.411	14.376	27.704	24.193	297.1									
17	<b>1'41.919</b>	34.788	15.541	29.142	22.448	276.5									
18	<b>1'35.365</b>	31.416	14.320	27.622	22.007	299.5									
<b>15th 51</b>	<b>Michele PIRRO</b>	Avintia Racing		ITA	Runs=3 Total laps=17 Full laps=12										
1	<b>2'37.256</b>	1'20.794	17.884	33.223	25.355	238.2									
2	<b>1'44.860</b>	34.260	16.455	30.161	23.984	258.5									
3	<b>1'41.045</b>	32.965	15.508	29.139	23.433	278.9									
4	<b>1'38.404</b>	32.379	14.988	28.346	22.691	288.3									
5	<b>1'37.412</b>	32.073	14.879	28.071	22.389	292.2									
6	<b>1'55.635</b> P	35.046	17.017	30.273	33.299	243.5									
7	<b>7'50.200</b>	6'40.324	16.516	30.152	23.208	266.4									
8	<b>1'38.547</b>	32.600	14.855	28.423	22.669	294.1									
9	<b>1'38.766</b>	32.152	14.870	29.093	22.651	295.0									
10	<b>1'36.980</b>	31.859	14.738	28.066	22.317	294.7									
11	<b>1'36.613</b>	31.837	14.547	27.996	22.233	295.3									
12	<b>1'54.445</b> P	34.047	16.859	30.287	33.252	240.9									

**Fastest Lap:** Andrea IANNONE      Ducati Team      ITA      **1'34.349**      31.166      14.015      27.395      21.773

These data/results cannot be reproduced, stored and/or transmitted in whole or in part by any manner of electronic, mechanical, photocopying, recording, broadcasting or otherwise now known or herein after developed without the previous express consent by the copyright owner, except for reproduction in daily press and regular printed publications on sale to the public within 60 days of the event related to those data/results and always provided that copyright symbol appears together as follows below.  
© DORNA, 2016



## Free Practice Nr. 1

MotoGP

Lap	Lap Time	T1	T2	T3	T4	Speed	Lap	Lap Time	T1	T2	T3	T4	Speed
13	12'03.747	0'50.674	15.595	31.320	26.158	279.7	4	<b>1'51.519</b>	39.209	16.759	32.719	22.832	261.5
14	<b>1'37.674</b>	32.502	14.735	28.132	22.305	292.4	5	<b>1'37.598</b>	32.085	14.611	28.247	22.655	297.5
15	<b>1'35.595</b>	31.454	14.327	27.749	22.065	298.3	6	<b>1'40.709</b>	31.946	17.054	29.237	22.472	289.6
16	<b>1'41.879</b>	36.755	14.635	28.086	22.403	290.4	7	<b>1'37.019</b>	31.820	14.857	28.041	22.301	284.8
17	<b>1'35.530</b>	31.664	14.263	27.684	21.919	301.2	8	<b>1'36.566</b>	31.891	14.584	27.801	22.290	295.5

**16th 68** Yonny HERNANDE Aspar Team MotoGP COL  
Runs=2 Total laps=20 Full laps=17

1	2'22.247	1'09.355	17.037	31.563	24.292	245.7
2	<b>1'40.582</b>	33.401	15.279	28.838	23.064	289.3
3	<b>1'38.906</b>	32.655	15.035	28.463	22.753	293.0
4	<b>1'37.300</b>	32.061	14.851	28.113	22.275	290.7
5	<b>1'37.854</b>	32.429	14.779	28.254	22.392	290.7
6	<b>1'37.519</b>	31.965	14.751	28.382	22.421	291.5
7	<b>1'42.790</b>	32.454	14.701	28.343	27.292	295.6
8	<b>1'36.598</b>	31.771	14.615	28.106	22.106	294.1
9	<b>1'43.039</b>	36.371	15.279	28.577	22.812	290.7
10	<b>1'37.244</b>	31.882	14.790	28.126	22.446	287.4
11	<b>1'42.079</b>	36.510	14.859	28.283	22.427	287.3
12	<b>1'37.565</b>	32.052	14.845	28.258	22.410	287.1
13	1'49.491 P	35.180	15.585	28.649	30.077	273.4
14	12'48.473	1'42.075	15.361	28.603	22.434	283.1
15	<b>1'36.010</b>	31.491	14.567	27.870	22.082	294.7
16	<b>1'35.672</b>	31.477	14.511	27.719	21.965	293.3
17	<b>1'36.135</b>	31.615	14.472	27.864	22.184	294.3
18	<b>2'13.449</b>	39.023	39.542	28.772	26.112	
19	<b>1'35.920</b>	31.555	14.460	27.768	22.137	295.8
20	<b>1'38.966</b>	33.337	14.743	28.576	22.310	290.5

**17th 50** Eugene LAVERTY Aspar Team MotoGP IRL  
Runs=3 Total laps=19 Full laps=14

1	2'45.707	1'26.614	17.298	35.046	26.749	239.7
2	<b>1'49.005</b>	36.333	16.391	31.687	24.594	260.7
3	<b>1'42.889</b>	33.840	15.337	30.003	23.709	293.6
4	<b>1'39.016</b>	32.810	14.913	28.346	22.947	289.2
5	<b>1'37.974</b>	32.168	14.711	28.259	22.836	298.9
6	<b>1'37.857</b>	32.163	14.994	28.251	22.449	286.5
7	<b>1'37.339</b>	31.781	14.519	28.281	22.758	302.1
8	1'50.332 P	35.632	15.099	28.958	30.643	285.7
9	8'36.715	7'28.242	15.563	29.625	23.285	277.7
10	<b>1'38.239</b>	32.376	14.814	28.507	22.542	299.3
11	<b>1'37.009</b>	31.759	14.667	28.126	22.457	300.5
12	<b>1'36.942</b>	31.759	14.536	28.177	22.470	300.0
13	<b>1'36.691</b>	31.606	14.524	28.037	22.524	300.9
14	<b>1'36.633</b>	31.612	14.480	28.132	22.409	300.4
15	1'47.905 P	33.370	15.107	29.073	30.355	290.6
16	7'33.167	6'24.632	15.173	30.252	23.110	282.8
17	<b>1'36.699</b>	31.937	14.495	28.088	22.179	300.4
18	<b>1'35.989</b>	31.524	14.400	27.792	22.273	302.2
19	<b>1'36.927</b>	31.899	14.393	28.161	22.474	302.4

**18th 43** Jack MILLER Estrella Galicia 0,0 M AUS  
Runs=4 Total laps=17 Full laps=11

1	2'42.968	1'25.070	17.928	33.949	26.021	248.9
2	<b>1'43.021</b>	34.352	15.464	29.471	23.734	286.0
3	<b>1'39.432</b>	33.026	14.937	28.489	22.980	293.2

9	1'52.220 P	37.941	16.218	28.849	29.212	247.1
10	8'54.000	7'36.333	16.337	38.615	22.715	278.7
11	<b>1'36.117</b>	31.611	14.535	27.760	22.211	300.0
12	<b>1'36.019</b>	31.625	14.465	27.799	22.130	300.3
13	<b>1'36.124</b>	31.517	14.471	27.826	22.310	295.7
14	1'47.681 P	35.508	14.944	28.558	28.671	285.6
15	7'34.733 P	6'16.869	16.939	31.030	29.895	255.3
16	4'19.235	3'10.870	15.104	29.218	24.043	286.7
17	<b>1'36.604</b>	31.876	14.462	27.982	22.284	295.4

**19th 19** Alvaro BAUTISTA Aprilia Racing Team SPA  
Runs=3 Total laps=19 Full laps=14

1	5'58.802	4'47.448	16.457	30.822	24.075	268.8
2	<b>1'40.996</b>	33.500	15.499	28.783	23.214	285.4
3	<b>1'38.767</b>	32.576	14.972	28.290	22.929	291.3
4	<b>1'37.764</b>	32.039	14.906	28.239	22.580	290.7
5	<b>1'36.736</b>	31.746	14.788	27.869	22.333	292.4
6	<b>1'36.188</b>	31.519	14.590	27.793	22.286	294.9
7	1'47.101 P	32.924	15.209	28.553	30.415	280.0
8	6'44.816	5'38.255	15.071	28.555	22.935	291.3
9	<b>1'37.199</b>	31.730	14.784	28.172	22.513	294.5
10	<b>1'37.011</b>	31.739	14.688	28.117	22.467	292.9
11	<b>1'36.668</b>	31.603	14.577	28.078	22.410	294.3
12	<b>1'36.971</b>	31.700	14.586	28.151	22.534	292.8
13	<b>1'37.473</b>	31.777	14.785	28.333	22.578	293.2
14	1'52.539 P	37.334	15.926	29.065	30.214	267.8
15	6'26.695	5'19.867	15.388	28.786	22.654	281.6
16	<b>1'36.821</b>	31.627	14.561	28.128	22.505	295.7
17	<b>1'36.470</b>	31.618	14.469	28.098	22.285	293.7
18	<b>1'36.980</b>	31.721	14.550	28.199	22.510	294.0
19	<b>1'36.625</b>	31.697	14.426	28.256	22.246	295.9

**20th 6** Stefan BRADL Aprilia Racing Team GER  
Runs=3 Total laps=16 Full laps=11

1	5'51.903	4'36.501	18.133	32.355	24.914	198.8
2	<b>1'42.845</b>	34.037	15.517	29.769	23.522	279.0
3	<b>1'39.010</b>	32.440	14.947	28.669	22.954	292.3
4	<b>1'38.060</b>	32.105	14.850	28.382	22.723	292.3
5	<b>1'37.254</b>	31.939	14.626	28.203	22.486	294.1
6	1'46.928 P	33.204	14.986	29.009	29.729	288.7
7	8'35.742	7'26.492	15.355	30.784	23.111	283.3
8	<b>1'40.393</b>	32.038	15.327	30.366	22.662	291.9
9	<b>1'36.481</b>	31.614	14.523	28.093	22.251	297.6
10	<b>1'36.372</b>	31.754	14.424	28.017	22.177	296.3
11	<b>1'44.341</b>	35.403	16.793	28.860	23.285	235.1
12	1'47.552 P	34.106	14.969	29.293	29.184	289.2
13	9'56.197	8'41.794	15.297	35.881	23.225	284.3
14	<b>1'36.919</b>	31.820	14.616	28.154	22.329	297.1
15	<b>1'36.340</b>	31.810	14.376	27.950	22.204	299.1
16	<b>1'36.284</b>	31.712	14.436	28.018	22.118	296.5

**Fastest Lap:** Andrea IANNONE Ducati Team ITA **1'34.349** 31.166 14.015 27.395 21.773

These data/results cannot be reproduced, stored and/or transmitted in whole or in part by any manner of electronic, mechanical, photocopying, recording, broadcasting or otherwise now known or herein after developed without the previous express consent by the copyright owner, except for reproduction in daily press and regular printed publications on sale to the public within 60 days of the event related to those data/results and always provided that copyright symbol appears together as follows below.  
© DORNA, 2016

Official MotoGP Timing by TISSOT  
www.motogp.com

Assen, Friday, June 24, 2016

Page 4 of 5



## Free Practice Nr. 1

MotoGP

Lap	Lap Time	T1	T2	T3	T4	Speed	Lap	Lap Time	T1	T2	T3	T4	Speed
<b>21st</b>	<b>53</b>	<b>Tito RABAT</b>			Estrella Galicia 0,0 M SPA								
		Runs=3	Total laps=21	Full laps=16									
1	2'35.831	1'20.057	17.396	32.773	25.605	263.4							
2	1'53.987 P	35.472	16.495	30.874	31.146	255.2							
3	5'02.926	3'52.777	16.068	30.681	23.400	264.5							
4	<b>1'41.420</b>	33.606	15.397	29.273	23.144	289.3							
5	<b>1'40.000</b>	32.750	15.036	29.312	22.902	286.4							
6	<b>1'38.596</b>	32.410	15.014	28.561	22.611	276.9							
7	<b>1'38.635</b>	32.533	14.905	28.483	22.714	289.0							
8	<b>1'38.409</b>	32.299	15.110	28.292	22.708	281.9							
9	<b>1'38.124</b>	32.186	15.004	28.292	22.642	287.6							
10	<b>1'37.904</b>	32.126	14.807	28.362	22.609	293.4							
11	1'47.373 P	32.430	14.870	28.492	31.581	290.3							
12	7'12.362	6'04.767	15.457	29.155	22.983	279.5							
13	<b>1'38.809</b>	32.680	14.876	28.497	22.756	291.8							
14	<b>1'38.925</b>	32.565	14.845	28.632	22.883	292.7							
15	<b>1'49.118</b>	32.499	22.038	30.839	23.742	180.7							
16	<b>1'38.769</b>	32.367	14.889	28.340	23.173	294.6							
17	<b>1'37.878</b>	32.308	14.710	28.265	22.595	295.4							
18	<b>1'38.280</b>	32.337	14.710	28.303	22.930	294.3							
19	<b>1'38.415</b>	32.409	14.819	28.330	22.857	290.2							
20	<b>1'38.001</b>	32.093	14.634	28.573	22.701	296.5							
21	<b>1'37.850</b>	32.198	14.667	28.255	22.730	296.2							

<b>Fastest Lap:</b>	Andrea IANNONE	Ducati Team	ITA	<b>1'34.349</b>	31.166	14.015	27.395	21.773
---------------------	----------------	-------------	-----	-----------------	--------	--------	--------	--------

These data/results cannot be reproduced, stored and/or transmitted in whole or in part by any manner of electronic, mechanical, photocopying, recording, broadcasting or otherwise now known or herein after developed without the previous express consent by the copyright owner, except for reproduction in daily press and regular printed publications on sale to the public within 60 days of the event related to those data/results and always provided that copyright symbol appears together as follows below.

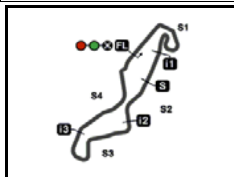
© DORNA, 2016

Official MotoGP Timing by **TISSOT**  
www.motogp.com

Assen, Friday, June 24, 2016

Page 5 of 5





4542 m.

# MOTUL TT ASSEN

## Free Practice Nr. 1

### Best Partial Times

MotoGP

*IT* Ideal Lap Time, sum of the best partial times*BT* Best Lap Time

<i>T1</i>		<i>T2</i>		<i>T3</i>		<i>T4</i>				<i>IT</i>	<i>BT</i>	
<i>Pos</i>	<i>Rider</i>	<i>Time</i>	<i>Rider</i>	<i>Time</i>	<i>Rider</i>	<i>Time</i>	<i>Rider</i>	<i>Time</i>	<i>Pos</i>	<i>Rider</i>	<i>IT</i>	<i>BT</i>
1	A.IANNONE	31.049	A.IANNONE	14.015	S.REDDING	27.373	D.PETRUCCI	21.641	1	A.IANNONE	1'34.194	1'34.349 (1)
2	A.DOVIZIOSO	31.057	H.BARBERA	14.055	A.IANNONE	27.395	S.REDDING	21.646	2	A.DOVIZIOSO	1'34.524	1'34.575 (2)
3	V.ROSSI	31.106	S.REDDING	14.083	J.LORENZO	27.418	V.ROSSI	21.688	3	P.ESPARGAR	1'34.590	1'34.649 (3)
4	J.LORENZO	31.119	A.DOVIZIOSO	14.105	H.BARBERA	27.430	A.IANNONE	21.735	4	D.PETRUCCI	1'34.591	1'34.660 (5)
5	P.ESPARGARO	31.199	P.ESPARGARO	14.106	C.CRUTCHLOW	27.445	P.ESPARGARO	21.763	5	J.LORENZO	1'34.596	1'34.722 (6)
6	M.MARQUEZ	31.235	M.VIÑALES	14.122	D.PETRUCCI	27.480	M.MARQUEZ	21.790	6	S.REDDING	1'34.600	1'34.660 (4)
7	M.VIÑALES	31.244	B.SMITH	14.132	M.VIÑALES	27.505	A.DOVIZIOSO	21.799	6	V.ROSSI	1'34.600	1'34.758 (7)
8	D.PETRUCCI	31.259	J.LORENZO	14.140	V.ROSSI	27.513	M.VIÑALES	21.816	8	M.VIÑALES	1'34.687	1'34.759 (8)
9	C.CRUTCHLOW	31.318	M.MARQUEZ	14.194	P.ESPARGARO	27.522	B.SMITH	21.822	9	B.SMITH	1'34.840	1'34.918 (9)
10	B.SMITH	31.318	D.PETRUCCI	14.211	A.DOVIZIOSO	27.563	M.PIRRO	21.919	10	M.MARQUEZ	1'34.873	1'34.972 (11)
11	A.ESPARGARO	31.411	C.CRUTCHLOW	14.226	B.SMITH	27.568	J.LORENZO	21.919	11	H.BARBERA	1'34.954	1'34.954 (10)
12	D.PEDROSA	31.414	D.PEDROSA	14.231	A.ESPARGARO	27.622	D.PEDROSA	21.963	12	C.CRUTCHLO	1'34.990	1'35.026 (12)
13	M.PIRRO	31.454	M.PIRRO	14.263	M.MARQUEZ	27.654	Y.HERNANDEZ	21.965	13	D.PEDROSA	1'35.294	1'35.294 (13)
14	Y.HERNANDEZ	31.477	V.ROSSI	14.293	M.PIRRO	27.684	H.BARBERA	21.975	14	M.PIRRO	1'35.320	1'35.530 (15)
15	H.BARBERA	31.494	A.ESPARGARO	14.308	D.PEDROSA	27.686	C.CRUTCHLOW	22.001	15	A.ESPARGAR	1'35.348	1'35.365 (14)
16	S.REDDING	31.498	S.BRADL	14.376	Y.HERNANDEZ	27.719	A.ESPARGARO	22.007	16	Y.HERNANDEZ	1'35.621	1'35.672 (16)
17	J.MILLER	31.517	E.LAVERTY	14.393	J.MILLER	27.760	S.BRADL	22.118	17	J.MILLER	1'35.869	1'36.019 (18)
18	A.BAUTISTA	31.519	A.BAUTISTA	14.426	E.LAVERTY	27.792	J.MILLER	22.130	18	E.LAVERTY	1'35.888	1'35.989 (17)
19	E.LAVERTY	31.524	Y.HERNANDEZ	14.460	A.BAUTISTA	27.793	E.LAVERTY	22.179	19	A.BAUTISTA	1'35.984	1'36.188 (19)
20	S.BRADL	31.614	J.MILLER	14.462	S.BRADL	27.950	A.BAUTISTA	22.246	20	S.BRADL	1'36.058	1'36.284 (20)
21	T.RABAT	32.093	T.RABAT	14.634	T.RABAT	28.255	T.RABAT	22.595	21	T.RABAT	1'37.577	1'37.850 (21)

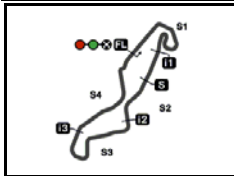
These data/results cannot be reproduced, stored and/or transmitted in whole or in part by any manner of electronic, mechanical, photocopying, recording, broadcasting or otherwise now known or herein after developed without the previous express consent by the copyright owner, except for reproduction in daily press and regular printed publications on sale to the public within 60 days of the event related to those data/results and always provided that copyright symbol appears together as follows below.

© DORNA, 2016

Official MotoGP Timing by TISSOT  
www.motogp.com








4542 m.

## MOTUL TT ASSEN

### Free Practice Nr. 1

### Fastest Laps Sequence

<i>Practice Time</i>	 <i>Rider</i>	<i>Nation</i>	<i>Motorcycle</i>	<i>Time</i>	<i>Km/h</i>	<i>Rider's Lap</i>
<b>3'46.465</b>	9 Danilo PETRUCCI	ITA	DUCATI	<b>1'38.628</b>	165.7	2
<b>5'23.969</b>	9 Danilo PETRUCCI	ITA	DUCATI	<b>1'37.504</b>	167.6	3
<b>7'00.608</b>	9 Danilo PETRUCCI	ITA	DUCATI	<b>1'36.639</b>	169.1	4
<b>7'19.649</b>	25 Maverick VIÑALES	SPA	SUZUKI	<b>1'36.188</b>	169.9	4
<b>9'37.957</b>	8 Hector BARBERA	SPA	DUCATI	<b>1'36.164</b>	170.0	5
<b>10'34.686</b>	29 Andrea IANNONE	ITA	DUCATI	<b>1'36.038</b>	170.2	5
<b>10'35.395</b>	25 Maverick VIÑALES	SPA	SUZUKI	<b>1'35.307</b>	171.5	6
<b>13'51.320</b>	29 Andrea IANNONE	ITA	DUCATI	<b>1'34.939</b>	172.2	7
<b>26'15.643</b>	25 Maverick VIÑALES	SPA	SUZUKI	<b>1'34.773</b>	172.5	12
<b>27'38.513</b>	99 Jorge LORENZO	SPA	YAMAHA	<b>1'34.722</b>	172.6	11
<b>27'54.312</b>	29 Andrea IANNONE	ITA	DUCATI	<b>1'34.665</b>	172.7	11
<b>42'52.658</b>	9 Danilo PETRUCCI	ITA	DUCATI	<b>1'34.660</b>	172.7	18
<b>43'44.574</b>	29 Andrea IANNONE	ITA	DUCATI	<b>1'34.349</b>	173.3	17

These data/results cannot be reproduced, stored and/or transmitted in whole or in part by any manner of electronic, mechanical, photocopying, recording, broadcasting or otherwise now known or herein after developed without the previous express consent by the copyright owner, except for reproduction in daily press and regular printed publications on sale to the public within 60 days of the event related to those data/results and always provided that copyright symbol appears together as follows below.

© DORNA, 2016

Official MotoGP Timing by TISSOT  
www.motogp.com

Assen, Friday, June 24, 2016

