




4542 m.

MOTUL TT ASSEN

Warm Up

Classification

25

	Rider	Nation	Team	Motorcycle	Time	Lap Total	Gap	Top Speed
1	29 Andrea IANNONE	ITA	Ducati Team	DUCATI	1'34.638	8 11		309.3
2	4 Andrea DOVIZIOSO	ITA	Ducati Team	DUCATI	1'34.771	8 10	0.133 0.133	307.6
3	25 Maverick VIÑALES	SPA	Team SUZUKI ECSTAR	SUZUKI	1'34.891	7 12	0.253 0.120	301.8
4	46 Valentino ROSSI	ITA	Movistar Yamaha MotoGP	YAMAHA	1'34.948	8 12	0.310 0.057	301.3
5	93 Marc MARQUEZ	SPA	Repsol Honda Team	HONDA	1'34.996	9 12	0.358 0.048	300.5
6	99 Jorge LORENZO	SPA	Movistar Yamaha MotoGP	YAMAHA	1'35.246	6 10	0.608 0.250	300.5
7	44 Po ESPARGARO	SPA	Monster Yamaha Tech 3	YAMAHA	1'35.284	7 12	0.646 0.038	302.8
8	38 Bradley SMITH	GBR	Monster Yamaha Tech 3	YAMAHA	1'35.342	7 12	0.704 0.058	299.7
9	19 Alvaro BAUTISTA	SPA	Aprilia Racing Team Gresini	APRILIA	1'35.626	6 12	0.988 0.284	298.5
10	45 Scott REDDING	GBR	OCTO Pramac Yakhnich	DUCATI	1'35.732	8 12	1.094 0.106	301.0
11	41 Aleix ESPARGARO	SPA	Team SUZUKI ECSTAR	SUZUKI	1'36.094	7 9	1.456 0.362	295.3
12	43 Jack MILLER	AUS	Estrella Galicia 0,0 Marc VDS	HONDA	1'36.201	5 9	1.563 0.107	299.5
13	51 Michele PIRRO	ITA	Avintia Racing	DUCATI	1'36.204	6 11	1.566 0.003	298.5
14	9 Danilo PETRUCCI	ITA	OCTO Pramac Yakhnich	DUCATI	1'36.233	8 10	1.595 0.029	303.7
15	26 Dani PEDROSA	SPA	Repsol Honda Team	HONDA	1'36.474	7 12	1.836 0.241	301.5
16	53 Tito RABAT	SPA	Estrella Galicia 0,0 Marc VDS	HONDA	1'36.531	7 7	1.893 0.057	295.1
17	35 Cal CRUTCHLOW	GBR	LCR Honda	HONDA	1'36.551	5 8	1.913 0.020	298.9
18	6 Stefan BRADL	GER	Aprilia Racing Team Gresini	APRILIA	1'36.698	8 11	2.060 0.147	294.1
19	68 Yonny HERNANDEZ	COL	Aspar Team MotoGP	DUCATI	1'37.333	4 4	2.695 0.635	294.0
20	50 Eugene LAVERTY	IRL	Aspar Team MotoGP	DUCATI	1'37.930	4 11	3.292 0.597	299.7
21	8 Hector BARBERA	SPA	Avintia Racing	DUCATI	1'38.090	3 5	3.452 0.160	302.9

Practice condition: Dry

Air: 17°

Humidity: 77%

Ground: 20°

Fastest Lap:	Lap: 8	Andrea IANNONE	1'34.638	172.7 Km/h
Circuit Record Lap:	2015	Marc MARQUEZ	1'33.617	174.6 Km/h
Circuit Best Lap:	2015	Valentino ROSSI	1'32.627	176.5 Km/h

The results are provisional until the end of the limit for protest and appeals.

Time limit for protest expires 30' after publication of the results - Mr. Time:

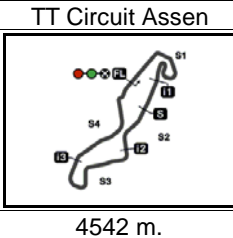
These data/results cannot be reproduced, stored and/or transmitted in whole or in part by any manner of electronic, mechanical, photocopying, recording, broadcasting or otherwise now known or herein after developed without the previous express consent by the copyright owner, except for reproduction in daily press and regular printed publications on sale to the public within 60 days of the event related to those data/results and always provided that copyright symbol appears together as follows below.

© DORNA, 2016

Official MotoGP Timing by TISSOT
www.motogp.com

Assen, Sunday, June 26, 2016





MOTUL TT ASSEN

Warm Up

Top Speed & Average

26



Rider	Nation	Motorcycle	Top 5 speeds					Average	Top
29 Andrea IANNONE	ITA	DUCATI	309.3	306.7	306.2	304.8	304.0	306.2	309.3
4 Andrea DOVIZIOSO	ITA	DUCATI	307.6	305.6	304.4	303.1	302.9	304.7	307.6
9 Danilo PETRUCCI	ITA	DUCATI	303.7	302.2	301.5	301.3	301.0	301.9	303.7
8 Hector BARBERA	SPA	DUCATI	302.9	291.0	290.1	259.2	245.5	277.7	302.9
44 Pol ESPARGARO	SPA	YAMAHA	302.8	300.0	298.5	298.4	298.3	299.6	302.8
25 Maverick VIÑALES	SPA	SUZUKI	301.8	300.0	299.5	298.7	296.9	299.4	301.8
26 Dani PEDROSA	SPA	HONDA	301.5	298.9	298.8	297.6	296.9	298.7	301.5
46 Valentino ROSSI	ITA	YAMAHA	301.3	299.6	299.1	298.1	297.7	299.2	301.3
45 Scott REDDING	GBR	DUCATI	301.0	300.3	299.3	298.3	297.7	299.3	301.0
93 Marc MARQUEZ	SPA	HONDA	300.5	300.4	299.1	298.3	298.0	299.3	300.5
99 Jorge LORENZO	SPA	YAMAHA	300.5	299.9	299.9	299.5	299.5	299.9	300.5
38 Bradley SMITH	GBR	YAMAHA	299.7	299.4	299.1	298.5	298.1	299.0	299.7
50 Eugene LAVERTY	IRL	DUCATI	299.7	299.5	299.3	299.1	297.3	299.0	299.7
43 Jack MILLER	AUS	HONDA	299.5	299.3	298.9	295.3	286.3	295.9	299.5
35 Cal CRUTCHLOW	GBR	HONDA	298.9	298.0	295.3	291.7	288.8	294.5	298.9
19 Alvaro BAUTISTA	SPA	APRILIA	298.5	298.3	296.5	296.4	296.3	297.2	298.5
51 Michele PIRRO	ITA	DUCATI	298.5	298.2	297.9	295.8	291.8	296.4	298.5
41 Aleix ESPARGARO	SPA	SUZUKI	295.3	294.8	294.7	293.0	292.3	294.0	295.3
53 Tito RABAT	SPA	HONDA	295.1	295.0	294.7	294.5	293.5	294.6	295.1
6 Stefan BRADL	GER	APRILIA	294.1	293.3	292.9	291.9	290.9	292.6	294.1
68 Yonny HERNANDEZ	COL	DUCATI	294.0	293.9	293.6	277.3	254.0	282.6	294.0

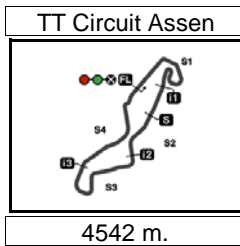
These data/results cannot be reproduced, stored and/or transmitted in whole or in part by any manner of electronic, mechanical, photocopying, recording, broadcasting or otherwise now known or herein after developed without the previous express consent by the copyright owner, except for reproduction in daily press and regular printed publications on sale to the public within 60 days of the event related to those data/results and always provided that copyright symbol appears together as follows below.

© DORNA, 2016

Official MotoGP Timing by TISSOT
www.motogp.com



Assen, Sunday, June 26, 2016



MOTUL TT ASSEN

Warm Up

Chronological Analysis of Performances

27

* Lap / Sector time cancelled T1 Time from finish line to 1st intermediate T3 Time from 2nd intermed. to 3rd intermed.
P Crossing the finish line in pit lane T2 Time from 1st intermed. to 2nd intermed. T4 Time from 3rd intermediate to finish line

Lap	Lap Time	T1	T2	T3	T4	Speed	Lap	Lap Time	T1	T2	T3	T4	Speed
1st 29 Andrea IANNONE Ducati Team ITA							3 1'42.297 P 31.930 14.563 28.083 27.721 298.1						
Runs=1 Total laps=11 Full laps=10							4 2'10.350 59.912 15.936 29.852 24.650 263.2						
1	2'54.558	1'40.805	16.363	32.535	24.855	271.9	5	1'37.359	32.278	14.583	28.299	22.199	294.5
2	1'59.455	35.913	15.780	36.779	30.983	284.0	6	1'35.269	31.433	14.317	27.664	21.855	301.3
3	1'40.282	33.166	14.871	29.006	23.239	302.1	7	1'35.401	31.494	14.343	27.696	21.868	299.6
4	1'38.553	33.105	14.613	28.341	22.494	304.8	8	1'34.948	31.210	14.243	27.593	21.902	297.7
5	1'36.041	31.804	14.283	27.788	22.166	306.2	9	1'34.948	31.313	14.279	27.576	21.780	297.6
6	1'52.627	34.396	24.348	31.393	22.490	282.1	10	1'45.217	31.126	14.310	33.197	26.584	299.1
7	1'35.261	31.560	14.164	27.669	21.868	306.7	11	1'45.099	33.425	16.014	31.696	23.964	273.7
8	1'34.638	31.299	14.136	27.516	21.687	304.0	12	1'38.088	32.198	15.155	28.510	22.225	291.3
9	1'35.134	31.261	14.080	27.653	22.140	309.3							
10	1'47.260	32.886	14.864	32.856	26.654	299.3							
11	1'48.053	34.088	15.389	33.400	25.176	286.3							
2nd 4 Andrea DOVIZIOSO Ducati Team ITA							5th 93 Marc MARQUEZ Repsol Honda Team SPA						
Runs=2 Total laps=10 Full laps=7							Runs=2 Total laps=12 Full laps=10						
1	3'06.607	1'57.424	15.867	30.040	23.276	288.0	1	2'32.997 P	1'00.988	21.456	37.659	32.894	165.1
2	1'39.131	32.804	14.845	28.784	22.698	303.1	2	2'19.436	58.508	15.511	37.731	27.686	285.2
3	1'37.717	31.935	14.688	28.579	22.515	298.1	3	1'39.976	33.178	15.022	28.979	22.797	292.0
4	1'37.229	32.015	14.590	28.064	22.560	295.0	4	1'36.082	31.570	14.511	28.072	21.929	298.0
5	1'35.340	31.320	14.258	27.842	21.920	302.9	5	1'35.447	31.495	14.278	27.830	21.844	299.1
6	1'35.038	31.204	14.221	27.745	21.868	304.4	6	1'35.431	31.434	14.450	27.752	21.795	294.8
7	1'39.046	34.101	15.325	27.763	21.857	265.5	7	1'35.014	31.349	14.244	27.645	21.776	298.3
8	1'34.771	31.130	14.181	27.671	21.789	307.6	8	1'35.033	31.282	14.186	27.755	21.810	300.4
9	1'50.089 P	36.655	14.424	29.080	29.930	305.6	9	1'34.996	31.278	14.200	27.573	21.945	300.5
10	5'31.257 P	3'57.149	21.663	39.395	33.050	174.7	10	1'50.679	33.543	15.595	35.639	25.902	275.7
							11	1'47.427	33.392	16.037	33.600	24.398	277.7
							12	1'46.573	36.453	17.094	29.914	23.112	243.5
3rd 25 Maverick VIÑALES Team SUZUKI ECST SPA							6th 99 Jorge LORENZO Movistar Yamaha Mot SPA						
Runs=3 Total laps=12 Full laps=8							Runs=3 Total laps=10 Full laps=5						
1	1'56.151 P	40.517	15.871	30.085	29.678	273.9	1	1'57.189 P	36.494	17.667	32.434	30.594	228.9
2	2'11.158	1'00.377	15.971	30.840	23.970	264.5	2	2'08.487	59.256	15.893	30.042	23.296	274.3
3	1'38.456	32.454	14.768	28.504	22.730	296.0	3	1'38.752	32.661	15.101	28.499	22.491	299.5
4	1'36.303	31.728	14.319	27.935	22.321	296.0	4	1'35.823	31.382	14.525	27.796	22.120	298.1
5	1'35.283	31.456	14.307	27.661	21.859	300.0	5	1'35.533	31.343	14.416	27.771	22.003	300.5
6	1'34.932	31.220	14.276	27.514	21.922	301.8	6	1'35.246	31.269	14.384	27.620	21.973	299.9
7	1'34.891	31.280	14.234	27.521	21.856	296.3	7	1'35.703	31.363	14.425	27.713	22.202	299.9
8	1'36.815	31.444	15.040	28.118	22.213	292.5	8	1'40.739 P	31.428	14.424	27.781	27.106	299.5
9	1'35.177	31.473	14.248	27.527	21.929	296.9	9	3'18.709	2'01.100	15.097	33.016	29.496	295.8
10	1'44.560	31.354	14.276	30.567	28.363	298.7	10	2'02.340 P	34.038	15.804	36.482	36.016	294.8
11	2'00.445 P	31.548	14.425	39.475	34.997	299.5							
12	2'32.907	1'18.768	16.558	32.311	25.270	275.2							
4th 46 Valentino ROSSI Movistar Yamaha Mot ITA							7th 44 Poi ESPARGARO Monster Yamaha Tec SPA						
Runs=2 Total laps=12 Full laps=9							Runs=3 Total laps=12 Full laps=7						
1	2'29.720	1'18.793	16.115	30.601	24.211	272.2	1	2'06.642	58.071	15.815	29.518	23.238	283.6
2	1'39.255	33.010	14.964	28.725	22.556	293.2	2	1'37.384	32.231	14.506	28.216	22.431	298.3
							3	1'36.586	31.901	14.419	28.127	22.139	302.8
							4	1'35.986	31.726	14.254	28.046	21.960	297.8
							5	1'35.938	31.734	14.187	27.935	22.082	298.4

Fastest Lap: Andrea IANNONE Ducati Team ITA 1'34.638 31.299 14.136 27.516 21.687

These data/results cannot be reproduced, stored and/or transmitted in whole or in part by any manner of electronic, mechanical, photocopying, recording, broadcasting or otherwise now known or herein after developed without the previous express consent by the copyright owner, except for reproduction in daily press and regular printed publications on sale to the public within 60 days of the event related to those data/results and always provided that copyright symbol appears together as follows below.
© DORNA, 2016



Warm Up

MotoGP

Lap	Lap Time	T1	T2	T3	T4	Speed	Lap	Lap Time	T1	T2	T3	T4	Speed
6	1'36.069	31.661	14.289	27.973	22.146	297.4	2	2'15.708	1'04.851	16.398	30.900	23.559	256.8
7	1'35.284	31.623	14.231	27.695	21.735	300.0	3	1'38.711	32.608	14.926	28.450	22.727	290.6
8	1'35.597	31.646	14.263	27.783	21.905	298.5	4	1'36.506	31.773	14.547	27.962	22.224	293.0
9	1'55.819 P	38.444	17.337	31.069	28.969	233.7	5	1'36.620	31.461	14.512	27.978	22.669	294.7
10	2'03.351	52.293	15.095	31.541	24.422	285.8	6	1'36.194	31.585	14.516	27.890	22.203	292.3
11	1'50.188 P	32.423	15.170	33.442	29.153	296.0	7	1'36.094	31.494	14.482	27.935	22.183	294.8
12	2'44.648 P	1'07.809	23.945	36.994	35.900	146.7	8	1'42.846	35.356	15.586	29.838	22.066	277.9
							9	1'47.927 P	31.462	14.481	28.450	33.534	295.3

8th **38** Bradley SMITH Monster Yamaha Tec GBR

Runs=1	Total laps=12	Full laps=11				
1	1'57.570	49.536	15.454	29.671	22.909	282.7
2	1'38.228	32.335	14.726	28.472	22.695	296.5
3	1'36.442	31.804	14.457	27.991	22.190	298.5
4	1'36.088	31.736	14.375	27.889	22.088	297.7
5	1'35.706	31.569	14.369	27.737	22.031	299.7
6	1'35.409	31.506	14.227	27.664	22.012	299.4
7	1'35.342	31.473	14.192	27.695	21.982	299.1
8	1'35.475	31.517	14.253	27.723	21.982	297.1
9	1'35.579	31.499	14.278	27.790	22.012	298.1
10	1'35.864	31.554	14.311	27.808	22.191	295.8
11	2'06.826	44.242	16.313	35.256	31.015	259.5
12	1'57.959	37.874	17.856	35.182	27.047	251.8

9th **19** Alvaro BAUTISTA Aprilia Racing Team SPA

Runs=1	Total laps=12	Full laps=11				
1	1'58.620	50.418	15.574	29.332	23.296	284.2
2	1'37.668	31.948	14.684	28.350	22.686	294.8
3	1'36.570	31.614	14.625	27.924	22.407	296.4
4	1'35.869	31.509	14.422	27.720	22.218	298.3
5	1'35.970	31.290	14.423	27.771	22.486	298.5
6	1'35.626	31.337	14.394	27.709	22.186	295.3
7	1'36.173	31.409	14.531	27.923	22.310	295.8
8	1'36.447	31.513	14.584	28.010	22.340	294.8
9	1'36.399	31.521	14.574	27.916	22.388	296.3
10	1'39.778	31.508	14.601	28.165	25.504	294.1
11	1'48.765	32.037	14.796	34.073	27.859	296.5
12	1'57.861	34.451	17.007	34.716	31.687	255.2

10th **45** Scott REDDING OCTO Pramac Yakhn GBR

Runs=2	Total laps=12	Full laps=10				
1	2'53.405 P	1'21.382	20.382	40.180	31.461	195.3
2	2'11.065	1'01.438	15.943	30.560	23.124	284.5
3	1'38.109	32.727	14.706	28.311	22.365	297.7
4	1'39.337	34.360	14.723	28.190	22.064	293.2
5	1'36.422	31.960	14.450	27.940	22.072	298.3
6	1'39.904	35.235	14.606	28.141	21.922	295.0
7	1'35.834	31.960	14.260	27.805	21.809	301.0
8	1'35.732	31.915	14.312	27.762	21.743	300.3
9	1'36.141	31.882	14.392	27.895	21.972	295.8
10	1'38.309	31.910	14.311	28.735	23.353	299.3
11	1'42.468	33.441	14.877	30.513	23.637	294.5
12	1'41.903	33.428	15.640	29.933	22.902	276.4

11th **41** Aleix ESPARGARO Team SUZUKI ECST SPA

Runs=2	Total laps=9	Full laps=6				
1	2'22.786 P	55.708	18.733	35.591	32.754	220.1

12th **43** Jack MILLER Estrella Galicia 0,0 M AUS

Runs=2	Total laps=9	Full laps=6				
1	2'29.917	1'20.169	15.771	29.894	24.083	273.6
2	1'39.423	32.917	15.019	28.709	22.778	274.1
3	1'37.111	32.236	14.552	27.827	22.496	295.3
4	1'36.210	31.671	14.501	27.802	22.236	299.3
5	1'36.201	31.686	14.431	27.729	22.355	299.5
6	1'47.552 P	33.974	15.206	28.697	29.675	286.3
7	7'04.096	5'52.841	14.878	32.021	24.356	284.1
8	1'38.891	31.920	14.739	29.463	22.769	298.9
9	1'38.143	32.163	15.142	28.591	22.247	281.0

13th **51** Michele PIRRO Avintia Racing ITA

Runs=4	Total laps=11	Full laps=6				
1	2'33.785 P	1'12.411	16.667	32.538	32.169	254.5
2	2'10.881	1'01.620	15.708	30.204	23.349	276.4
3	1'38.568	32.550	14.676	28.600	22.742	291.8
4	1'37.392	31.939	14.627	28.226	22.600	298.2
5	1'36.627	31.951	14.511	27.876	22.289	298.5
6	1'36.204	31.832	14.490	27.778	22.104	297.9
7	1'41.355	33.792	15.398	28.943	23.222	271.9
8	1'37.228	32.017	14.524	28.218	22.469	295.8
9	1'50.457 P	34.948	15.814	29.623	30.072	268.1
10	3'04.235 P	1'42.253	17.288	33.431	31.263	246.4
11	2'16.209	1'02.031	17.084	31.806	25.288	246.9

14th **9** Danilo PETRUCCI OCTO Pramac Yakhn ITA

Runs=3	Total laps=10	Full laps=6				
1	2'35.720 P	1'03.599	20.299	37.903	33.919	202.6
2	2'08.789	59.346	15.809	30.253	23.381	287.2
3	1'38.384	32.439	14.711	28.717	22.517	301.0
4	1'37.152	31.994	14.749	28.271	22.138	300.5
5	1'36.638	31.908	14.559	28.237	21.934	290.8
6	1'36.242	31.749	14.358	28.075	22.060	302.2
7	1'38.165	33.501	14.534	28.091	22.039	301.3
8	1'36.233	31.682	14.299	28.083	22.169	303.7
9	1'47.073 P	31.637	14.390	28.055	32.991	301.5
10	4'48.949	3'29.833	17.221	35.552	26.343	255.9

15th **26** Dani PEDROSA Repsol Honda Team SPA

Runs=2	Total laps=12	Full laps=10				
1	2'24.495 P	50.496	20.295	39.758	33.946	193.4
2	2'06.953	57.095	15.838	30.143	23.877	275.2
3	1'40.429	33.148	15.233	28.975	23.073	287.3
4	1'39.721	33.117	14.974	28.853	22.777	290.3
5	1'39.215	32.020	14.736	29.856	22.603	296.9
6	1'36.663	31.879	14.544	27.997	22.243	297.6

Fastest Lap: Andrea IANNONE Ducati Team ITA **1'34.638** 31.299 14.136 27.516 21.687

These data/results cannot be reproduced, stored and/or transmitted in whole or in part by any manner of electronic, mechanical, photocopying, recording, broadcasting or otherwise now known or herein after developed without the previous express consent by the copyright owner, except for reproduction in daily press and regular printed publications on sale to the public within 60 days of the event related to those data/results and always provided that copyright symbol appears together as follows below.
© DORNA, 2016



Warm Up

MotoGP

Lap	Lap Time	T1	T2	T3	T4	Speed	Lap	Lap Time	T1	T2	T3	T4	Speed
7	1'36.474	31.772	14.387	28.003	22.312	301.5	4	1'37.930	32.012	14.694	28.649	22.575	299.7
8	1'37.219	31.941	14.602	28.187	22.489	298.8	5	1'43.904 P	32.339	14.654	28.263	28.648	299.5
9	1'42.679	31.992	14.891	31.474	24.322	298.9	6	2'11.601	1'02.350	15.501	30.331	23.419	288.6
10	1'50.258	34.625	15.279	34.779	25.575	281.5	7	1'39.705	32.665	15.089	29.051	22.900	295.7
11	1'48.885	32.687	15.931	34.280	25.987	279.9	8	1'38.024	32.312	14.888	28.403	22.421	297.3
12	1'50.727	35.900	17.384	32.657	24.786	245.3	9	1'40.848	32.010	14.826	30.064	23.948	299.3

16th 53 Tito RABAT Estrella Galicia 0,0 M SPA

Runs=1	Total laps=8	Full laps=6				
1	1'50.983	40.835	15.871	30.191	24.086	274.9
2	1'46.893	35.594	15.559	30.845	24.895	276.2
3	1'38.158	32.595	14.696	28.402	22.465	294.5
4	1'37.355	32.172	14.500	28.206	22.477	295.0
5	1'37.296	32.029	14.562	28.224	22.481	294.7
6	1'38.891	34.069	14.487	27.987	22.348	293.5
7	1'36.531	31.799	14.483	27.960	22.289	295.1
unfinished	31.695	14.623				288.1

21st 8 Hector BARBERA Avintia Racing SPA

Runs=3	Total laps=6	Full laps=1				
1	1'54.976	41.593	16.830	31.557	24.996	259.2
2	1'42.080	34.596	15.312	29.076	23.096	290.1
3	1'38.090	32.474	14.818	28.154	22.644	291.0
unfinished	32.112	14.399				302.9
4	1'40.895 P		17.849	36.286	37.703	245.5
5	2'44.053	1'16.109	19.069	35.653	33.222	220.0

17th 35 Cal CRUTCHLOW LCR Honda GBR

Runs=3	Total laps=9	Full laps=4				
1	2'55.316 P	1'21.039	21.944	39.662	32.671	168.5
2	2'12.894	1'00.402	16.536	31.998	23.958	267.9
3	1'42.088	33.933	15.249	30.333	22.573	288.8
4	1'37.435	31.862	14.750	28.364	22.459	295.3
5	1'36.551	31.679	14.554	28.018	22.300	298.0
6	1'44.899	38.990	14.935	28.560	22.414	291.7
unfinished	31.481					298.9
7	6'38.781		17.400	35.624	29.480	212.5
8	1'58.292	37.808	17.546	35.186	27.752	251.5

18th 6 Stefan BRADL Aprilia Racing Team GER

Runs=3	Total laps=11	Full laps=7				
1	2'31.068 P	1'03.503	19.494	35.820	32.251	209.6
2	2'08.798	59.024	16.028	30.153	23.593	264.3
3	1'39.342	32.811	14.868	28.922	22.741	290.9
4	1'43.923 P	32.256	14.859	28.564	28.244	289.5
5	2'34.120	1'23.709	17.854	29.332	23.225	245.6
6	1'37.645	32.201	14.827	28.251	22.366	292.9
7	1'36.886	31.753	14.686	28.142	22.305	293.3
8	1'36.698	31.709	14.664	27.999	22.326	291.9
9	1'42.428	31.614	14.536	30.520	25.758	294.1
10	1'49.437	33.844	15.517	33.564	26.512	288.3
11	1'52.734	36.374	17.480	32.838	26.042	244.2

19th 68 Yonny HERNANDE Aspar Team MotoGP COL

Runs=2	Total laps=5	Full laps=2				
1	2'41.591 P	1'20.946	17.392	31.433	31.820	254.0
2	2'23.863	1'15.524	15.901	29.453	22.985	277.3
3	1'37.763	32.427	14.897	28.038	22.401	293.9
4	1'37.333	32.025	14.684	27.951	22.673	294.0
unfinished	31.952	14.537	28.048			293.6

20th 50 Eugene LAVERTY Aspar Team MotoGP IRL

Runs=3	Total laps=11	Full laps=6				
1	1'55.099	42.706	16.283	31.168	24.942	266.2
2	1'41.759	33.915	15.224	29.600	23.020	291.4
3	1'38.929	32.422	14.798	28.719	22.990	299.1

Fastest Lap: Andrea IANNONE Ducati Team ITA 1'34.638 31.299 14.136 27.516 21.687

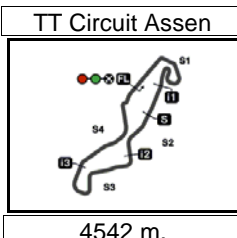
These data/results cannot be reproduced, stored and/or transmitted in whole or in part by any manner of electronic, mechanical, photocopying, recording, broadcasting or otherwise now known or herein after developed without the previous express consent by the copyright owner, except for reproduction in daily press and regular printed publications on sale to the public within 60 days of the event related to those data/results and always provided that copyright symbol appears together as follows below.
© DORNA, 2016

Official MotoGP Timing by TISSOT
www.motogp.com

Assen, Sunday, June 26, 2016

Page 3 of 3





4542 m.

MOTUL TT ASSEN

Official Starting Grid

Race : 26 laps = 118.092 km



1	1 1'45.246 4 Andrea DOVIZIOSO Ducati	2 1'45.961 46 Valentino ROSSI Yamaha	3 1'46.312 45 Scott REDDING Ducati
2	4 1'46.430 93 Marc MARQUEZ Honda	5 1'46.568 35 Cal CRUTCHLOW Honda	6 1'46.828 68 Yonny HERNANDEZ Ducati
3	7 1'46.997 44 Pol ESPARGARO Yamaha	8 1'47.118 41 Aleix ESPARGARO Suzuki	9 1'47.601 9 Danilo PETRUCCI Ducati
4	10 1'47.897 99 Jorge LORENZO Yamaha	11 1'48.415 25 Maverick VIÑALES Suzuki	12 1'48.830 8 Hector BARBERA Ducati
5	13 1'48.909 38 Bradley SMITH Yamaha	14 1'49.163 19 Alvaro BAUTISTA Aprilia	15 1'49.364 26 Dani PEDROSA Honda
6	16 1'49.678 50 Eugene LAVERTY Ducati	17 1'49.685 6 Stefan BRADL Aprilia	18 1'49.775 43 Jack MILLER Honda
7	19 1'49.779 53 Tito RABAT Honda	20 1'50.204 51 Michele PIRRO Ducati	21 1'47.567 29 Andrea IANNONE Ducati

FIM MotoGP Stewards grid penalty for rider #29

The results are provisional until the end of the limit for protest and appeals and until the ratification of the Event Management Committee.

Time limit for protest expires 60' at the latest after publication of the results - Mr. Time:

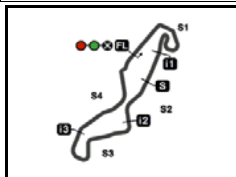
These data/results cannot be reproduced, stored and/or transmitted in whole or in part by any manner of electronic, mechanical, photocopying, recording, broadcasting or otherwise now known or herein after developed without the previous express consent by the copyright owner, except for reproduction in daily press and regular printed publications on sale to the public within 60 days of the event related to those data/results and always provided that copyright symbol appears together as follows below.

© DORNA, 2016

Official MotoGP Timing by TISSOT
www.motogp.com

Assen, Sunday, June 26, 2016





4542 m.

MOTUL TT ASSEN

Warm Up

Best Partial Times

MotoGP

IT Ideal Lap Time, sum of the best partial times*BT* Best Lap Time

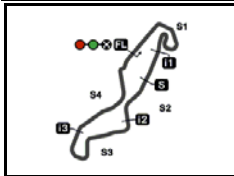
<i>T1</i>		<i>T2</i>		<i>T3</i>		<i>T4</i>				<i>IT</i>	<i>BT</i>	
<i>Pos</i>	<i>Rider</i>	<i>Time</i>	<i>Rider</i>	<i>Time</i>	<i>Rider</i>	<i>Time</i>	<i>Rider</i>	<i>Time</i>	<i>Pos</i>	<i>Rider</i>	<i>IT</i>	<i>BT</i>
1	V.ROSSI	31.126	A.IANNONE	14.080	M.VIÑALES	27.514	A.IANNONE	21.687	1	A.IANNONE	1'34.544	1'34.638 (1)
2	A.DOVIZIOSO	31.130	A.DOVIZIOSO	14.181	A.IANNONE	27.516	P.ESPARGARO	21.735	2	V.ROSSI	1'34.725	1'34.948 (4)
3	M.VIÑALES	31.220	M.MARQUEZ	14.186	M.MARQUEZ	27.573	S.REDDING	21.743	3	A.DOVIZIOSO	1'34.771	1'34.771 (2)
4	A.IANNONE	31.261	P.ESPARGARO	14.187	V.ROSSI	27.576	M.MARQUEZ	21.776	4	M.MARQUEZ	1'34.813	1'34.996 (5)
5	J.LORENZO	31.269	B.SMITH	14.192	J.LORENZO	27.620	V.ROSSI	21.780	5	M.VIÑALES	1'34.824	1'34.891 (3)
6	M.MARQUEZ	31.278	M.VIÑALES	14.234	B.SMITH	27.664	A.DOVIZIOSO	21.789	6	P.ESPARGAR	1'35.240	1'35.284 (7)
7	A.BAUTISTA	31.290	V.ROSSI	14.243	A.DOVIZIOSO	27.671	M.VIÑALES	21.856	7	J.LORENZO	1'35.246	1'35.246 (6)
8	A.ESPARGARO	31.461	S.REDDING	14.260	P.ESPARGARO	27.695	D.PETRUCCI	21.934	8	B.SMITH	1'35.311	1'35.342 (8)
9	B.SMITH	31.473	D.PETRUCCI	14.299	A.BAUTISTA	27.709	J.LORENZO	21.973	9	A.BAUTISTA	1'35.579	1'35.626 (9)
10	C.CRUTCHLOW	31.481	J.LORENZO	14.384	J.MILLER	27.729	B.SMITH	21.982	10	S.REDDING	1'35.647	1'35.732 (10)
11	S.BRADL	31.614	D.PEDROSA	14.387	S.REDDING	27.762	A.ESPARGARO	22.066	11	A.ESPARGAR	1'35.898	1'36.094 (11)
12	P.ESPARGARO	31.623	A.BAUTISTA	14.394	M.PIRRO	27.778	M.PIRRO	22.104	12	D.PETRUCCI	1'35.925	1'36.233 (14)
13	D.PETRUCCI	31.637	H.BARBERA	14.399	A.ESPARGARO	27.890	A.BAUTISTA	22.186	13	J.MILLER	1'36.067	1'36.201 (12)
14	J.MILLER	31.671	J.MILLER	14.431	Y.HERNANDEZ	27.951	J.MILLER	22.236	14	M.PIRRO	1'36.204	1'36.204 (13)
15	T.RABAT	31.695	A.ESPARGARO	14.481	T.RABAT	27.960	D.PEDROSA	22.243	15	C.CRUTCHLO	1'36.353	1'36.551 (17)
16	D.PEDROSA	31.772	T.RABAT	14.483	D.PEDROSA	27.997	T.RABAT	22.289	16	D.PEDROSA	1'36.399	1'36.474 (15)
17	M.PIRRO	31.832	M.PIRRO	14.490	S.BRADL	27.999	C.CRUTCHLOW	22.300	17	T.RABAT	1'36.427	1'36.531 (16)
18	S.REDDING	31.882	S.BRADL	14.536	C.CRUTCHLOW	28.018	S.BRADL	22.305	18	S.BRADL	1'36.454	1'36.698 (18)
19	Y.HERNANDEZ	31.952	Y.HERNANDEZ	14.537	D.PETRUCCI	28.055	Y.HERNANDEZ	22.401	19	Y.HERNANDEZ	1'36.841	1'37.333 (19)
20	E.LAVERTY	31.973	C.CRUTCHLOW	14.554	H.BARBERA	28.154	E.LAVERTY	22.421	20	H.BARBERA	1'37.309	1'38.090 (21)
21	H.BARBERA	32.112	E.LAVERTY	14.654	E.LAVERTY	28.263	H.BARBERA	22.644	21	E.LAVERTY	1'37.311	1'37.930 (20)

These data/results cannot be reproduced, stored and/or transmitted in whole or in part by any manner of electronic, mechanical, photocopying, recording, broadcasting or otherwise now known or herein after developed without the previous express consent by the copyright owner, except for reproduction in daily press and regular printed publications on sale to the public within 60 days of the event related to those data/results and always provided that copyright symbol appears together as follows below.

© DORNA, 2016

Official MotoGP Timing by TISSOT
www.motogp.com






4542 m.

MOTUL TT ASSEN

Warm Up

Fastest Laps Sequence

<i>Practice Time</i>	 <i>Rider</i>	<i>Nation</i>	<i>Motorcycle</i>	<i>Time</i>	<i>Km/h</i>	<i>Rider's Lap</i>
3'35.798	38 Bradley SMITH	GBR	YAMAHA	1'38.228	166.4	2
3'36.288	19 Alvaro BAUTISTA	SPA	APRILIA	1'37.668	167.4	2
3'44.026	44 Pol ESPARGARO	SPA	YAMAHA	1'37.384	167.9	2
5'12.240	38 Bradley SMITH	GBR	YAMAHA	1'36.442	169.5	3
6'48.328	38 Bradley SMITH	GBR	YAMAHA	1'36.088	170.1	4
6'48.727	19 Alvaro BAUTISTA	SPA	APRILIA	1'35.869	170.5	4
7'20.251	99 Jorge LORENZO	SPA	YAMAHA	1'35.823	170.6	4
8'24.034	38 Bradley SMITH	GBR	YAMAHA	1'35.706	170.8	5
8'55.784	99 Jorge LORENZO	SPA	YAMAHA	1'35.533	171.1	5
8'57.351	25 Maverick VIÑALES	SPA	SUZUKI	1'35.283	171.6	5
10'31.030	99 Jorge LORENZO	SPA	YAMAHA	1'35.246	171.6	6
10'32.283	25 Maverick VIÑALES	SPA	SUZUKI	1'34.932	172.2	6
12'07.174	25 Maverick VIÑALES	SPA	SUZUKI	1'34.891	172.3	7
14'24.879	4 Andrea DOVIZIOSO	ITA	DUCATI	1'34.771	172.5	8
14'51.415	29 Andrea IANNONE	ITA	DUCATI	1'34.638	172.7	8

These data/results cannot be reproduced, stored and/or transmitted in whole or in part by any manner of electronic, mechanical, photocopying, recording, broadcasting or otherwise now known or herein after developed without the previous express consent by the copyright owner, except for reproduction in daily press and regular printed publications on sale to the public within 60 days of the event related to those data/results and always provided that copyright symbol appears together as follows below.

© DORNA, 2016

Official MotoGP Timing by TISSOT
www.motogp.com

Assen, Sunday, June 26, 2016

