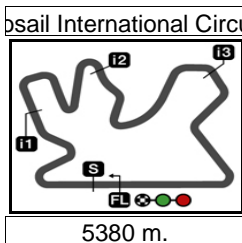



COMMERCIAL BANK GRAND PRIX OF QATAR



Qualifying Results



	<i>Rider</i>	<i>Nation Team</i>	<i>Motorcycle</i>	<i>Time</i>	<i>Lap</i>	<i>Total</i>	<i>Gap</i>	<i>Top Speed</i>
1	99 Jorge LORENZO	SPA Movistar Yamaha MotoGP	YAMAHA	Q2 1'54.543	2	6		333.1
2	93 Marc MARQUEZ	SPA Repsol Honda Team	HONDA	Q2 1'54.634	4	7	0.091 0.091	330.1
3	25 Maverick VIÑALES	SPA Team SUZUKI ECSTAR	SUZUKI	Q2 1'54.638	7	7	0.095 0.004	333.8
4	29 Andrea IANNONE	ITA Ducati Team	DUCATI	Q2 1'54.693	7	7	0.150 0.055	349.7
5	46 Valentino ROSSI	ITA Movistar Yamaha MotoGP	YAMAHA	Q2 1'54.815	7	7	0.272 0.122	334.0
6	4 Andrea DOVIZIOSO	ITA Ducati Team	DUCATI	Q2 1'54.963	6	7	0.420 0.148	344.0
7	26 Dani PEDROSA	SPA Repsol Honda Team	HONDA	Q2 1'55.078	3	7	0.535 0.115	334.9
8	8 Hector BARBERA	SPA Avintia Racing	DUCATI	Q2 1'55.165	4	7	0.622 0.087	337.9
9	44 PoI ESPARGARO	SPA Monster Yamaha Tech 3	YAMAHA	Q2 1'55.302	7	7	0.759 0.137	337.5
10	35 Cal CRUTCHLOW	GBR LCR Honda	HONDA	Q2 1'55.352	3	7	0.809 0.050	334.4
11	38 Bradley SMITH	GBR Monster Yamaha Tech 3	YAMAHA	Q2 1'55.414	5	7	0.871 0.062	332.5
12	45 Scott REDDING	GBR OCTO Pramac Yakhnich	DUCATI	Q2 1'55.508	7	7	0.965 0.094	336.6
13	68 Yonny HERNANDEZ	COL Aspar Team MotoGP	DUCATI	Q1 1'56.157	3	6 (*)	0.866	331.5
14	50 Eugene LAVERTY	IRL Aspar Team MotoGP	DUCATI	Q1 1'56.186	7	7 (*)	0.895 0.029	336.1
15	41 Aleix ESPARGARO	SPA Team SUZUKI ECSTAR	SUZUKI	Q1 1'56.238	3	7 (*)	0.947 0.052	326.0
16	76 Loris BAZ	FRA Avintia Racing	DUCATI	Q1 1'56.375	6	7 (*)	1.084 0.137	328.3
17	19 Alvaro BAUTISTA	SPA Aprilia Racing Team Gresini	APRILIA	Q1 1'56.595	3	4 (*)	1.304 0.220	328.3
18	43 Jack MILLER	AUS Estrella Galicia 0,0 Marc VDS	HONDA	Q1 1'56.620	4	4 (*)	1.329 0.025	331.3
19	53 Tito RABAT	SPA Estrella Galicia 0,0 Marc VDS	HONDA	Q1 1'57.108	5	7 (*)	1.817 0.488	331.5
20	6 Stefan BRADL	GER Aprilia Racing Team Gresini	APRILIA	Q1 1'57.216	6	8 (*)	1.925 0.108	325.1
21	9 Danilo PETRUCCI	ITA OCTO Pramac Yakhnich	DUCATI	FP3 1'55.931			1.292	

* *Gap with the fastest rider in the Q1 session.*

<i>Pole Position:</i>		Jorge LORENZO	1'54.543	169.0 Km/h
<i>Q1 Best Lap:</i>	Lap 3	Cal CRUTCHLOW	(*) 1'55.291	167.9 Km/h
<i>Circuit Record Lap:</i>	2008	Casey STONER	1'55.153	168.1 Km/h
<i>Circuit Best Lap:</i>	2008	Jorge LORENZO	1'53.927	170.0 Km/h

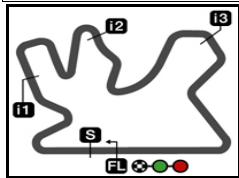
The results are provisional until the end of the limit for protest and appeals.

Time limit for protest expires 60' after publication of the results - Mr. Time:

These data/results cannot be reproduced, stored and/or transmitted in whole or in part by any manner of electronic, mechanical, photocopying, recording, broadcasting or otherwise now known or herein after developed without the previous express consent by the copyright owner, except for reproduction in daily press and regular printed publications on sale to the public within 60 days of the event related to those data/results and always provided that copyright symbol appears together as follows below.

© DORNA, 2016






5380 m.

COMMERCIAL BANK GRAND PRIX OF QATAR

Qualifying Nr. 2

Classification

20

	<i>Rider</i>	<i>Nation</i>	<i>Team</i>	<i>Motorcycle</i>	<i>Time</i>	<i>Lap Total</i>	<i>Gap</i>	<i>Top Speed</i>
1	99 Jorge LORENZO	SPA	Movistar Yamaha MotoGP	YAMAHA	1'54.543	2 6		333.1
2	93 Marc MARQUEZ	SPA	Repsol Honda Team	HONDA	1'54.634	4 7	0.091 0.091	330.1
3	25 Maverick VIÑALES	SPA	Team SUZUKI ECSTAR	SUZUKI	1'54.638	7 7	0.095 0.004	333.8
4	29 Andrea IANNONE	ITA	Ducati Team	DUCATI	1'54.693	7 7	0.150 0.055	349.7
5	46 Valentino ROSSI	ITA	Movistar Yamaha MotoGP	YAMAHA	1'54.815	7 7	0.272 0.122	334.0
6	4 Andrea DOVIZIOSO	ITA	Ducati Team	DUCATI	1'54.963	6 7	0.420 0.148	344.0
7	26 Dani PEDROSA	SPA	Repsol Honda Team	HONDA	1'55.078	3 7	0.535 0.115	334.9
8	8 Hector BARBERA	SPA	Avintia Racing	DUCATI	1'55.165	4 7	0.622 0.087	337.9
9	44 PoI ESPARGARO	SPA	Monster Yamaha Tech 3	YAMAHA	1'55.302	7 7	0.759 0.137	337.5
10	35 Cal CRUTCHLOW	GBR	LCR Honda	HONDA	1'55.352	3 7	0.809 0.050	334.4
11	38 Bradley SMITH	GBR	Monster Yamaha Tech 3	YAMAHA	1'55.414	5 7	0.871 0.062	332.5
12	45 Scott REDDING	GBR	OCTO Pramac Yakhnich	DUCATI	1'55.508	7 7	0.965 0.094	336.6

Practice condition: Dry

Air: 21°

Humidity: 60%

Ground: 21°

<i>Fastest Lap:</i>	Lap: 2	Jorge LORENZO	1'54.543	169 Km/h
<i>Circuit Record Lap:</i>	2008	Casey STONER	1'55.153	168.1 Km/h
<i>Circuit Best Lap:</i>	2008	Jorge LORENZO	1'53.927	170.0 Km/h

The results are provisional until the end of the limit for protest and appeals.

Time limit for protest expires 30' after publication of the results - Mr. Time:

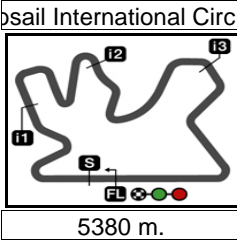
These data/results cannot be reproduced, stored and/or transmitted in whole or in part by any manner of electronic, mechanical, photocopying, recording, broadcasting or otherwise now known or herein after developed without the previous express consent by the copyright owner, except for reproduction in daily press and regular printed publications on sale to the public within 60 days of the event related to those data/results and always provided that copyright symbol appears together as follows below.

© DORNA, 2016

Official MotoGP Timing by **TISSOT**
www.motogp.com

Doha, Saturday, March 19, 2016





COMMERCIAL BANK GRAND PRIX OF QATAR

Qualifying Nr. 2

Top Speed & Average

21

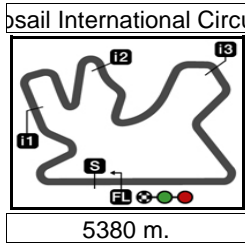


<i>Rider</i>	<i>Nation</i>	<i>Motorcycle</i>	<i>Top 5 speeds</i>					<i>Average</i>	<i>Top</i>
29 Andrea IANNONE	ITA	DUCATI	349.7	346.5	345.8	344.4	141.9	305.7	349.7
4 Andrea DOVIZIOSO	ITA	DUCATI	344.0	343.4	341.2	340.6	340.6	342.0	344.0
8 Hector BARBERA	SPA	DUCATI	337.9	337.8	337.2	333.3	326.3	334.5	337.9
44 Pol ESPARGARO	SPA	YAMAHA	337.5	334.1	332.8	330.7	330.2	333.1	337.5
45 Scott REDDING	GBR	DUCATI	336.6	336.5	334.9	334.5	332.1	334.9	336.6
26 Dani PEDROSA	SPA	HONDA	334.9	334.6	332.1	331.8	330.6	332.8	334.9
35 Cal CRUTCHLOW	GBR	HONDA	334.4	333.3	332.6	332.1	331.4	332.8	334.4
46 Valentino ROSSI	ITA	YAMAHA	334.0	333.5	332.0	331.6	330.0	332.2	334.0
25 Maverick VIÑALES	SPA	SUZUKI	333.8	333.1	332.1	331.4	330.9	332.3	333.8
99 Jorge LORENZO	SPA	YAMAHA	333.1	331.8	331.4	329.8	177.6	300.7	333.1
38 Bradley SMITH	GBR	YAMAHA	332.5	332.5	332.4	332.2	332.0	332.3	332.5
93 Marc MARQUEZ	SPA	HONDA	330.1	330.0	329.9	329.6	329.4	329.8	330.1

These data/results cannot be reproduced, stored and/or transmitted in whole or in part by any manner of electronic, mechanical, photocopying, recording, broadcasting or otherwise now known or herein after developed without the previous express consent by the copyright owner, except for reproduction in daily press and regular printed publications on sale to the public within 60 days of the event related to those data/results and always provided that copyright symbol appears together as follows below.

© DORNA, 2016





Results and timing service provided by TISSOT

MotoGP

COMMERCIAL BANK GRAND PRIX OF QATAR

Qualifying Nr. 2

Chronological Analysis of Performances

22

* Lap / Sector time cancelled T1 Time from finish line to 1st intermediate T3 Time from 2nd intermed. to 3rd intermed.
P Crossing the finish line in pit lane T2 Time from 1st intermed. to 2nd intermed. T4 Time from 3rd intermediate to finish line

Lap	Lap Time	T1	T2	T3	T4	Speed	Lap	Lap Time	T1	T2	T3	T4	Speed
1st 99 Jorge LORENZO Movistar Yamaha Mot SPA							6 1'55.188 25.582 29.777 28.244 31.585 334.0						
Runs=2 Total laps=6 Full laps=3							7 1'54.815 24.993 29.795 28.266 31.761 333.5						
1	3'12.527	1'39.677	31.700	29.242	31.908	162.0							
2	1'54.543	25.087	29.800	28.142	31.514	331.4							
3	1'54.588	24.947	29.829	28.252	31.560	331.8							
4	4'08.459 P	26.022	30.619	29.146	2'42.672	329.8							
5	2'06.526	32.363	32.429	29.787	31.947	177.6							
6	1'56.531	25.728	30.317	28.862	31.624	333.1							
2nd 93 Marc MARQUEZ Repsol Honda Team SPA							6th 4 Andrea DOVIZIOSO Ducati Team ITA						
Runs=2 Total laps=7 Full laps=4							Runs=2 Total laps=7 Full laps=5						
1	2'13.607	34.498	31.468	34.587	33.054	142.6	1	3'05.882 P	35.667	31.185	29.666	1'29.364	168.9
2	1'56.774	25.431	30.337	28.757	32.249	329.4	2	2'02.245	30.428	31.492	28.727	31.598	170.8
3	1'54.943	25.077	29.865	28.214	31.787	329.9	3	1'55.291	25.116	30.104	28.479	31.592	344.0
4	1'54.634	24.931	29.752	28.225	31.726	329.6	4	1'56.821	25.529	30.538	29.045	31.709	343.4
5	3'01.459 P	26.101	30.814	29.089	1'35.455	330.0	5	1'55.263	25.069	30.027	28.491	31.676	340.6
6	2'07.546	34.175	31.747	29.168	32.456	142.3	6	1'54.963	25.004	29.973	28.469	31.517	341.2
7	1'54.850	25.080	29.815	28.148	31.807	330.1	7	2'14.357	28.398	34.323	33.507	38.129	340.6
3rd 25 Maverick VIÑALES Team SUZUKI ECST SPA							7th 26 Dani PEDROSA Repsol Honda Team SPA						
Runs=2 Total laps=7 Full laps=4							Runs=2 Total laps=7 Full laps=4						
1	2'56.602	1'20.743	33.326	29.988	32.545	152.8	1	2'26.044	52.048	32.297	29.472	32.227	118.9
2	1'56.493	25.503	30.485	28.643	31.862	330.9	2	2'06.619	25.594	35.248	33.706	32.071	330.6
3	1'55.217	25.084	30.074	28.354	31.705	333.1	3	1'55.078	25.166	29.969	28.187	31.756	332.1
4	3'43.999 P	26.393	31.158	28.866	2'17.582	331.4	4	4'00.791 P	27.217	32.541	29.833	2'31.200	331.8
5	2'07.000	33.439	31.863	29.473	32.225	130.2	5	2'08.945	34.578	32.181	29.919	32.267	126.2
6	1'55.369	25.105	30.008	28.380	31.876	333.8	6	2'04.095	25.851	35.762	28.850	33.632	334.6
7	1'54.638	24.976	29.906	28.180	31.576	332.1	7	1'56.468	25.486	30.382	28.653	31.947	334.9
4th 29 Andrea IANNONE Ducati Team ITA							8th 8 Hector BARBERA Avintia Racing SPA						
Runs=2 Total laps=7 Full laps=4							Runs=2 Total laps=7 Full laps=4						
1	2'29.785	53.624	32.679	30.991	32.491	141.9	1	2'09.498	34.991	31.199	30.906	32.402	158.3
2	2'04.188	25.435	30.523	36.576	31.654	345.8	2	2'01.205	25.971	31.254	31.708	32.272	333.3
3	1'54.872	25.150	30.069	28.151	31.502	346.5	3	1'55.297	25.289	30.026	28.385	31.597	337.8
4	3'39.329 P	25.492	31.166	29.529	2'13.142	344.4	4	1'55.165	25.025	30.204	28.342	31.594	337.9
5	2'32.337	48.555	31.648	33.383	38.751		5	3'25.347 P	26.073	30.812	28.818	1'59.644	337.2
6	1'56.281	26.082	30.299	28.502	31.398		6	2'51.625	38.125	36.957	55.650	40.893	141.7
7	1'54.693	24.964	29.879	28.256	31.594	349.7	7	2'14.775	28.478	32.169	33.293	40.835	326.3
5th 46 Valentino ROSSI Movistar Yamaha Mot ITA							9th 44 Poi ESPARGARO Monster Yamaha Tec SPA						
Runs=2 Total laps=7 Full laps=4							Runs=2 Total laps=7 Full laps=4						
1	2'55.434	1'22.012	31.767	29.373	32.282	176.4	1	2'27.104	49.076	36.069	29.414	32.545	145.9
2	1'56.024	25.493	30.087	28.606	31.838	331.6	2	2'07.753	25.433	32.949	37.297	32.074	332.8
3	1'55.484	25.140	29.933	28.602	31.809	332.0	3	1'55.728	25.243	30.130	28.382	31.973	334.1
4	3'48.293 P	26.651	30.936	29.360	2'21.346	330.0	4	3'36.120 P	25.191	30.845	29.392	2'10.692	337.5
5	2'05.208	32.588	31.067	29.297	32.256	132.0	5	2'25.368	37.399	36.607	34.150	37.212	91.1
							6	1'59.836	25.364	30.058	32.512	31.902	330.7
							7	1'55.302	25.261	30.004	28.188	31.849	330.2
							10th 35 Cal CRUTCHLOW LCR Honda GBR						
							Runs=2 Total laps=7 Full laps=4						
							1	2'31.076	50.166	36.970	31.175	32.765	133.4
							2	2'04.804	25.298	30.495	35.132	33.879	331.4

Fastest Lap: Jorge LORENZO Movistar Yamaha Mot SPA **1'54.543** 25.087 29.800 28.142 31.514

These data/results cannot be reproduced, stored and/or transmitted in whole or in part by any manner of electronic, mechanical, photocopying, recording, broadcasting or otherwise now known or herein after developed without the previous express consent by the copyright owner, except for reproduction in daily press and regular printed publications on sale to the public within 60 days of the event related to those data/results and always provided that copyright symbol appears together as follows below.
© DORNA, 2016

Official MotoGP Timing by TISSOT
www.motogp.com

Doha, Saturday, March 19, 2016

Page 1 of 2



Qualifying Nr. 2

MotoGP

Lap	Lap Time	T1	T2	T3	T4	Speed	Lap	Lap Time	T1	T2	T3	T4	Speed
3	1'55.352	25.088	29.987	28.406	31.871	332.6							
4	3'54.073 P	29.948	31.158	29.053	2'23.914	334.4							
5	2'16.359	33.373	31.535	32.313	39.138	136.5							
6	2'00.983	25.917	31.740	29.166	34.160	333.3							
7	1'55.645	25.171	30.033	28.437	32.004	332.1							

11th 38 **Bradley SMITH** Monster Yamaha Tec GBR
 Runs=1 Total laps=7 Full laps=6

1	3'22.768	1'48.924	31.933	29.550	32.361	155.8
2	1'56.837	25.559	30.491	28.804	31.983	331.7
3	1'55.832	25.226	30.204	28.566	31.836	332.2
4	1'55.593	25.122	30.040	28.425	32.006	332.4
5	1'55.414	25.043	30.028	28.455	31.888	332.0
6	2'02.581	28.858	32.149	29.352	32.222	332.5
7	1'55.520	25.179	30.074	28.462	31.805	332.5

12th 45 **Scott REDDING** OCTO Pramac Yakhn GBR
 Runs=2 Total laps=7 Full laps=4

1	2'28.233	48.105	34.715	32.879	32.534	158.1
2	2'04.947	25.433	30.414	32.439	36.661	336.5
3	1'55.686	25.329	30.245	28.321	31.791	334.9
4	3'34.452 P	25.572	30.816	29.551	2'08.513	334.5
5	2'25.969	39.339	34.459	35.429	36.742	86.8
6	2'06.725	25.566	34.178	31.726	35.255	332.1
7	1'55.508	25.238	30.095	28.423	31.752	336.6

Fastest Lap: Jorge LORENZO Movistar Yamaha Mot SPA **1'54.543** 25.087 29.800 28.142 31.514

These data/results cannot be reproduced, stored and/or transmitted in whole or in part by any manner of electronic, mechanical, photocopying, recording, broadcasting or otherwise now known or herein after developed without the previous express consent by the copyright owner, except for reproduction in daily press and regular printed publications on sale to the public within 60 days of the event related to those data/results and always provided that copyright symbol appears together as follows below.
 © DORNA, 2016

Official MotoGP Timing by **TISSOT**
 www.motogp.com

Doha, Saturday, March 19, 2016

Page 2 of 2





COMMERCIAL BANK GRAND PRIX OF QATAR Provisional Starting Grid

Race : 22 laps = 118.36 km



1	1 1'54.543 99 Jorge LORENZO Yamaha	2	2 1'54.634 93 Marc MARQUEZ Honda	3	3 1'54.638 25 Maverick VIÑALES Suzuki
2	4 1'54.693 29 Andrea IANNONE Ducati	3	5 1'54.815 46 Valentino ROSSI Yamaha	4	6 1'54.963 4 Andrea DOVIZIOSO Ducati
3	7 1'55.078 26 Dani PEDROSA Honda	4	8 1'55.165 8 Hector BARBERA Ducati	5	9 1'55.302 44 Pol ESPARGARO Yamaha
4	10 1'55.352 35 Cal CRUTCHLOW Honda	5	11 1'55.414 38 Bradley SMITH Yamaha	6	12 1'55.508 45 Scott REDDING Ducati
5	13 1'56.157 68 Yonny HERNANDEZ Ducati	6	14 1'56.186 50 Eugene LAVERTY Ducati	7	15 1'56.238 41 Aleix ESPARGARO Suzuki
6	16 1'56.375 76 Loris BAZ Ducati	7	17 1'56.595 19 Alvaro BAUTISTA Aprilia	8	18 1'56.620 43 Jack MILLER Honda
7	19 1'57.108 53 Tito RABAT Honda	8	20 1'57.216 6 Stefan BRADL Aprilia	9	21 1'55.931 9 Danilo PETRUCCI Ducati

The results are provisional until the end of the limit for protest and appeals and until the ratification of the Event Management Committee.

Time limit for protest expires 60' at the latest after publication of the results - Mr. Time:

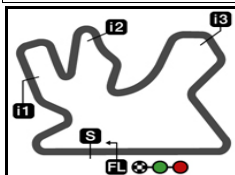
These data/results cannot be reproduced, stored and/or transmitted in whole or in part by any manner of electronic, mechanical, photocopying, recording, broadcasting or otherwise now known or herein after developed without the previous express consent by the copyright owner, except for reproduction in daily press and regular printed publications on sale to the public within 60 days of the event related to those data/results and always provided that copyright symbol appears together as follows below.

© DORNA, 2016

Official MotoGP Timing by **TISSOT**
www.motogp.com



Doha, Saturday, March 19, 2016



5380 m.

COMMERCIAL BANK GRAND PRIX OF QATAR

BMW M Award - Best Qualifier MotoGP 2015

24

Rider	Nation	Points	QAT	ARG	AME	SPA	FRA	ITA	CAT	NED	GER	AUT	CZE	GBR	RSM	ARA	JPN	AUS	MAL	VAL
1 LORENZO Jorge	SPA	25	25																	
2 MARQUEZ Marc	SPA	20	20																	
3 VIÑALES Maverick	SPA	16	16																	
4 IANNONE Andrea	ITA	13	13																	
5 ROSSI Valentino	ITA	11	11																	
6 DOVIZIOSO Andrea	ITA	10	10																	
7 PEDROSA Dani	SPA	9	9																	
8 BARBERA Hector	SPA	8	8																	
9 ESPARGARO Pol	SPA	7	7																	
10 CRUTCHLOW Cal	GBR	6	6																	
11 SMITH Bradley	GBR	5	5																	
12 REDDING Scott	GBR	4	4																	
13 HERNANDEZ Yonny	COL	3	3																	
14 LAVERTY Eugene	IRL	2	2																	
15 ESPARGARO Aleix	SPA	1	1																	

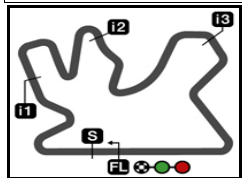
These data/results cannot be reproduced, stored and/or transmitted in whole or in part by any manner of electronic, mechanical, photocopying, recording, broadcasting or otherwise now known or herein after developed without the previous express consent by the copyright owner, except for reproduction in daily press and regular printed publications on sale to the public within 60 days of the event related to those data/results and always provided that copyright symbol appears together as follows below.

© DORNA, 2016

Official MotoGP Timing by **TISSOT**
www.motogp.com



Doha, Saturday, March 19, 2016



5380 m.

COMMERCIAL BANK GRAND PRIX OF QATAR

After the Qualifying Nr. 2

Event Best Maximum Speed

<i>Rider</i>	<i>Nation Team</i>	<i>Motorcycle</i>	<i>Km/h</i>	
29 Andrea IANNONE	ITA Ducati Team	DUCATI	350.3	Free Practice Nr. 3
4 Andrea DOVIZIOSO	ITA Ducati Team	DUCATI	348.9	Free Practice Nr. 3
8 Hector BARBERA	SPA Avintia Racing	DUCATI	343.8	Free Practice Nr. 3
45 Scott REDDING	GBR OCTO Pramac Yakhnich	DUCATI	341.5	Free Practice Nr. 3
68 Yonny HERNANDEZ	COL Aspar Team MotoGP	DUCATI	340.4	Free Practice Nr. 3
50 Eugene LAVERTY	IRL Aspar Team MotoGP	DUCATI	340.2	Free Practice Nr. 3
9 Daniilo PETRUCCI	ITA OCTO Pramac Yakhnich	DUCATI	339.5	Free Practice Nr. 3
38 Bradley SMITH	GBR Monster Yamaha Tech 3	YAMAHA	339.5	Free Practice Nr. 3
26 Dani PEDROSA	SPA Repsol Honda Team	HONDA	339.4	Free Practice Nr. 3
46 Valentino ROSSI	ITA Movistar Yamaha MotoGP	YAMAHA	338.9	Free Practice Nr. 3
44 Po ESPARGARO	SPA Monster Yamaha Tech 3	YAMAHA	337.9	Free Practice Nr. 3
93 Marc MARQUEZ	SPA Repsol Honda Team	HONDA	337.2	Free Practice Nr. 3
25 Maverick VIÑALES	SPA Team SUZUKI ECSTAR	SUZUKI	337.2	Free Practice Nr. 3
43 Jack MILLER	AUS Estrella Galicia 0,0 Marc VDS	HONDA	337.0	Free Practice Nr. 3
35 Cal CRUTCHLOW	GBR LCR Honda	HONDA	336.7	Free Practice Nr. 3
53 Tito RABAT	SPA Estrella Galicia 0,0 Marc VDS	HONDA	336.4	Free Practice Nr. 3
76 Loris BAZ	FRA Avintia Racing	DUCATI	336.4	Free Practice Nr. 3
19 Alvaro BAUTISTA	SPA Aprilia Racing Team Gresini	APRILIA	336.3	Free Practice Nr. 3
99 Jorge LORENZO	SPA Movistar Yamaha MotoGP	YAMAHA	335.6	Free Practice Nr. 3
41 Aleix ESPARGARO	SPA Team SUZUKI ECSTAR	SUZUKI	332.5	Free Practice Nr. 3
6 Stefan BRADL	GER Aprilia Racing Team Gresini	APRILIA	331.4	Free Practice Nr. 3

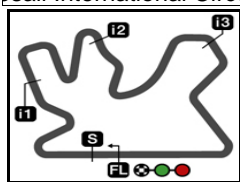
These data/results cannot be reproduced, stored and/or transmitted in whole or in part by any manner of electronic, mechanical, photocopying, recording, broadcasting or otherwise now known or herein after developed without the previous express consent by the copyright owner, except for reproduction in daily press and regular printed publications on sale to the public within 60 days of the event related to those data/results and always provided that copyright symbol appears together as follows below.

© DORNA, 2016

Official MotoGP Timing by TISSOT
www.motogp.com

Doha, Saturday, March 19, 2016





5380 m.

COMMERCIAL BANK GRAND PRIX OF QATAR

Qualifying Nr. 2

Best Partial Times

MotoGP

IT Ideal Lap Time, sum of the best partial times

BT Best Lap Time

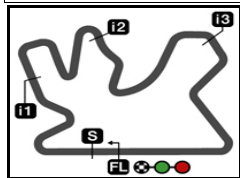
T1		T2		T3		T4				IT	BT	
<i>Pos</i>	<i>Rider</i>	<i>Time</i>	<i>Rider</i>	<i>Time</i>	<i>Rider</i>	<i>Time</i>	<i>Rider</i>	<i>Time</i>	<i>Pos</i>	<i>Rider</i>		
1	M.MARQUEZ	24.931	M.MARQUEZ	29.752	J.LORENZO	28.142	A.IANNONE	31.398	1	A.IANNONE	1'54.392	1'54.693 (4)
2	J.LORENZO	24.947	V.ROSSI	29.777	M.MARQUEZ	28.148	J.LORENZO	31.514	2	J.LORENZO	1'54.403	1'54.543 (1)
3	A.IANNONE	24.964	J.LORENZO	29.800	A.IANNONE	28.151	A.DOVIZIOSO	31.517	3	M.MARQUEZ	1'54.557	1'54.634 (2)
4	M.VIÑALES	24.976	A.IANNONE	29.879	M.VIÑALES	28.180	M.VIÑALES	31.576	4	V.ROSSI	1'54.599	1'54.815 (5)
5	V.ROSSI	24.993	M.VIÑALES	29.906	D.PEDROSA	28.187	V.ROSSI	31.585	5	M.VIÑALES	1'54.638	1'54.638 (3)
6	A.DOVIZIOSO	25.004	D.PEDROSA	29.969	P.ESPARGARO	28.188	H.BARBERA	31.594	6	A.DOVIZIOSO	1'54.963	1'54.963 (6)
7	H.BARBERA	25.025	A.DOVIZIOSO	29.973	V.ROSSI	28.244	M.MARQUEZ	31.726	7	H.BARBERA	1'54.987	1'55.165 (8)
8	B.SMITH	25.043	C.CRUTCHLOW	29.987	S.REDDING	28.321	S.REDDING	31.752	8	D.PEDROSA	1'55.078	1'55.078 (7)
9	C.CRUTCHLOW	25.088	P.ESPARGARO	30.004	H.BARBERA	28.342	D.PEDROSA	31.756	9	P.ESPARGAR	1'55.232	1'55.302 (9)
10	D.PEDROSA	25.166	H.BARBERA	30.026	C.CRUTCHLOW	28.406	B.SMITH	31.805	10	B.SMITH	1'55.301	1'55.414 (11)
11	P.ESPARGARO	25.191	B.SMITH	30.028	B.SMITH	28.425	P.ESPARGARO	31.849	11	C.CRUTCHLO	1'55.352	1'55.352 (10)
12	S.REDDING	25.238	S.REDDING	30.095	A.DOVIZIOSO	28.469	C.CRUTCHLOW	31.871	12	S.REDDING	1'55.406	1'55.508 (12)

These data/results cannot be reproduced, stored and/or transmitted in whole or in part by any manner of electronic, mechanical, photocopying, recording, broadcasting or otherwise now known or herein after developed without the previous express consent by the copyright owner, except for reproduction in daily press and regular printed publications on sale to the public within 60 days of the event related to those data/results and always provided that copyright symbol appears together as follows below.

© DORNA, 2016

Official MotoGP Timing by **TISSOT**
www.motogp.com






5380 m.

COMMERCIAL BANK GRAND PRIX OF QATAR

Qualifying Nr. 2

Fastest Laps Sequence

<i>Practice Time</i>	 <i>Rider</i>	<i>Nation</i>	<i>Motorcycle</i>	<i>Time</i>	<i>Km/h</i>	<i>Rider's Lap</i>
4'10.381	93 Marc MARQUEZ	SPA	HONDA	1'56.774	165.8	2
4'51.458	46 Valentino ROSSI	ITA	YAMAHA	1'56.024	166.9	2
5'07.070	99 Jorge LORENZO	SPA	YAMAHA	1'54.543	169.0	2

These data/results cannot be reproduced, stored and/or transmitted in whole or in part by any manner of electronic, mechanical, photocopying, recording, broadcasting or otherwise now known or herein after developed without the previous express consent by the copyright owner, except for reproduction in daily press and regular printed publications on sale to the public within 60 days of the event related to those data/results and always provided that copyright symbol appears together as follows below.

© DORNA, 2016

Official MotoGP Timing by **TISSOT**
www.motogp.com

Doha, Saturday, March 19, 2016

