


4423 m.

## GRAN PREMIO RED BULL DE ESPAÑA

## Free Practice Nr. 1

## Classification

3

	Rider	Nation	Team	Motorcycle	Time	Lap Total	Gap	Top Speed
1	30 Takaaki NAKAGAMI	JPN	IDEMITSU Honda Team Asia	KALEX	<b>1'42.642</b>	18 19		<b>245.4</b>
2	7 Lorenzo BALDASSARRI	ITA	Forward Team	KALEX	<b>1'42.805</b>	19 21	0.163 0.163	<b>243.3</b>
3	24 Simone CORSI	ITA	Speed Up Racing	SPEED UP	<b>1'43.366</b>	18 21	0.724 0.561	<b>245.6</b>
4	22 Sam LOWES	GBR	Federal Oil Gresini Moto2	KALEX	<b>1'43.651</b>	16 19	1.009 0.285	<b>244.6</b>
5	5 Johann ZARCO	FRA	Ajo Motorsport	KALEX	<b>1'43.651</b>	19 19	1.009	<b>247.0</b>
6	94 Jonas FOLGER	GER	Dynavolt Intact GP	KALEX	<b>1'43.670</b>	4 16	1.028 0.019	<b>244.5</b>
7	52 Danny KENT	GBR	Leopard Racing	KALEX	<b>1'43.678</b>	17 17	1.036 0.008	<b>248.0</b>
8	12 Thomas LUTHI	SWI	Garage Plus Interwetten	KALEX	<b>1'43.716</b>	17 17	1.074 0.038	<b>248.2</b>
9	49 Axel PONS	SPA	AGR Team	KALEX	<b>1'43.737</b>	15 17	1.095 0.021	<b>243.8</b>
10	19 Xavier SIMEON	BEL	QMMF Racing Team	SPEED UP	<b>1'43.798</b>	16 20	1.156 0.061	<b>246.3</b>
11	73 Alex MARQUEZ	SPA	Estrella Galicia 0,0 Marc VDS	KALEX	<b>1'43.966</b>	16 19	1.324 0.168	<b>248.4</b>
12	77 Dominique AEGERTER	SWI	CarXpert Interwetten	KALEX	<b>1'44.042</b>	8 21	1.400 0.076	<b>246.5</b>
13	11 Sandro CORTESE	GER	Dynavolt Intact GP	KALEX	<b>1'44.063</b>	12 18	1.421 0.021	<b>245.1</b>
14	55 Hafizh SYAHRIN	MAL	Petronas Raceline Malaysia	KALEX	<b>1'44.135</b>	18 18	1.493 0.072	<b>246.6</b>
15	40 Alex RINS	SPA	Paginas Amarillas HP 40	KALEX	<b>1'44.234</b>	11 17	1.592 0.099	<b>246.4</b>
16	23 Marcel SCHROTTER	GER	AGR Team	KALEX	<b>1'44.377</b>	7 17	1.735 0.143	<b>246.1</b>
17	14 Rattthapark WILAIROT	THA	IDEMITSU Honda Team Asia	KALEX	<b>1'44.475</b>	13 21	1.833 0.098	<b>244.8</b>
18	97 Xavi VIERGE	SPA	Tech 3 Racing	TECH 3	<b>1'44.494</b>	21 21	1.852 0.019	<b>246.0</b>
19	21 Franco MORBIDELLI	ITA	Estrella Galicia 0,0 Marc VDS	KALEX	<b>1'44.500</b>	18 22	1.858 0.006	<b>249.5</b>
20	10 Luca MARINI	ITA	Forward Team	KALEX	<b>1'44.533</b>	18 20	1.891 0.033	<b>246.2</b>
21	44 Miguel OLIVEIRA	POR	Leopard Racing	KALEX	<b>1'44.539</b>	6 8	1.897 0.006	<b>246.9</b>
22	39 Luis SALOM	SPA	SAG Team	KALEX	<b>1'44.550</b>	20 20	1.908 0.011	<b>247.3</b>
23	57 Edgar PONS	SPA	Paginas Amarillas HP 40	KALEX	<b>1'44.688</b>	16 18	2.046 0.138	<b>250.4</b>
24	54 Mattia PASINI	ITA	Italtrans Racing Team	KALEX	<b>1'44.759</b>	16 20	2.117 0.071	<b>246.9</b>
25	2 Jesko RAFFIN	SWI	Sports-Millions-EMWE-SAG	KALEX	<b>1'44.907</b>	4 21	2.265 0.148	<b>246.2</b>
26	60 Julian SIMON	SPA	QMMF Racing Team	SPEED UP	<b>1'44.926</b>	14 14	2.284 0.019	<b>246.0</b>
27	70 Robin MULHAUSER	SWI	CarXpert Interwetten	KALEX	<b>1'45.546</b>	19 19	2.904 0.620	<b>246.9</b>
28	33 Alessandro TONUCCI	ITA	Tasca Racing Scuderia Moto2	KALEX	<b>1'45.621</b>	12 18	2.979 0.075	<b>246.5</b>
29	32 Isaac VIÑALES	SPA	Tech 3 Racing	TECH 3	<b>1'46.050</b>	5 15	3.408 0.429	<b>241.7</b>
30	42 Federico FULIGNI	ITA	Team Ciatti	KALEX	<b>1'46.479</b>	15 18	3.837 0.429	<b>243.9</b>

Practice condition: Dry

Air: 20°

Humidity: 52%

Ground: 26°

<b>Fastest Lap:</b>	Lap: 18	<b>Takaaki NAKAGAMI</b>	<b>1'42.642</b>	155.1 Km/h
<b>Circuit Record Lap:</b>	2014	<b>Jonas FOLGER</b>	<b>1'42.876</b>	154.7 Km/h
<b>Circuit Best Lap:</b>	2016	<b>Takaaki NAKAGAMI</b>	<b>1'42.642</b>	155.1 Km/h

The results are provisional until the end of the limit for protest and appeals.

Time limit for protest expires 30' after publication of the results - Mr. .... Time: .....

These data/results cannot be reproduced, stored and/or transmitted in whole or in part by any manner of electronic, mechanical, photocopying, recording, broadcasting or otherwise now known or herein after developed without the previous express consent by the copyright owner, except for reproduction in daily press and regular printed publications on sale to the public within 60 days of the event related to those data/results and always provided that copyright symbol appears together as follows below.

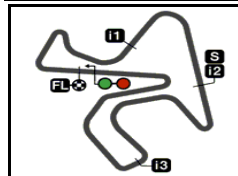
© DORNA, 2016

Official MotoGP Timing by TISSOT  
www.motogp.com

Jerez de la Frontera, Friday, April 22, 2016

moto2™






4423 m.

## GRAN PREMIO RED BULL DE ESPAÑA

## Free Practice Nr. 1

## Top Speed &amp; Average

4

	Rider	Nation	Motorcycle	Top 5 speeds					Average	Top
57	Edgar PONS	SPA	KALEX	250.4	247.8	247.4	245.6	245.3	247.3	250.4
21	Franco MORBIDELLI	ITA	KALEX	249.5	247.6	246.6	246.6	245.7	247.2	249.5
73	Alex MARQUEZ	SPA	KALEX	248.4	247.8	245.9	245.6	245.0	246.5	248.4
12	Thomas LUTHI	SWI	KALEX	248.2	247.8	247.7	247.5	247.5	247.7	248.2
52	Danny KENT	GBR	KALEX	248.0	245.3	245.1	244.5	244.1	245.4	248.0
39	Luis SALOM	SPA	KALEX	247.3	245.9	245.9	245.8	245.8	246.1	247.3
5	Johann ZARCO	FRA	KALEX	247.0	246.2	245.2	245.1	245.0	245.7	247.0
44	Miguel OLIVEIRA	POR	KALEX	246.9	245.0	245.0	244.5	244.2	245.1	246.9
70	Robin MULHAUSER	SWI	KALEX	246.9	246.8	246.5	246.1	245.7	246.4	246.9
54	Mattia PASINI	ITA	KALEX	246.9	245.6	244.8	244.2	243.5	245.0	246.9
55	Hafizh SYAHRIN	MAL	KALEX	246.6	246.5	246.1	246.1	246.0	246.3	246.6
33	Alessandro TONUCCI	ITA	KALEX	246.5	245.9	245.6	244.7	244.5	245.4	246.5
77	Dominique AEGERTER	SWI	KALEX	246.5	246.3	246.2	246.1	246.1	246.2	246.5
40	Alex RINS	SPA	KALEX	246.4	245.8	245.2	245.2	245.0	245.5	246.4
19	Xavier SIMEON	BEL	SPEED UP	246.3	244.8	244.3	244.1	243.9	244.7	246.3
2	Jesko RAFFIN	SWI	KALEX	246.2	245.1	244.6	244.3	244.2	244.8	246.2
10	Luca MARINI	ITA	KALEX	246.2	245.5	245.3	245.3	244.8	245.4	246.2
23	Marcel SCHROTTER	GER	KALEX	246.1	245.4	245.1	244.2	244.1	244.8	246.1
60	Julian SIMON	SPA	SPEED UP	246.0	245.1	243.9	243.6	243.4	244.2	246.0
97	Xavi VIERGE	SPA	TECH 3	246.0	245.5	245.4	244.5	244.0	245.1	246.0
24	Simone CORSI	ITA	SPEED UP	245.6	244.8	244.8	244.0	243.9	244.6	245.6
30	Takaaki NAKAGAMI	JPN	KALEX	245.4	245.4	245.3	245.1	245.0	245.2	245.4
11	Sandro CORTESE	GER	KALEX	245.1	245.0	245.0	244.3	244.3	244.6	245.1
14	Ratthapark WILAIROT	THA	KALEX	244.8	244.3	244.2	244.0	244.0	244.3	244.8
22	Sam LOWES	GBR	KALEX	244.6	244.5	244.3	243.9	243.9	244.2	244.6
94	Jonas FOLGER	GER	KALEX	244.5	244.3	244.2	243.9	243.9	244.2	244.5
42	Federico FULIGNI	ITA	KALEX	243.9	243.5	243.4	243.1	242.3	243.2	243.9
49	Axel PONS	SPA	KALEX	243.8	243.8	243.6	243.2	243.1	243.5	243.8
7	Lorenzo BALDASSARRI	ITA	KALEX	243.3	243.2	243.0	242.4	242.3	242.8	243.3
32	Isaac VIÑALES	SPA	TECH 3	241.7	241.3	240.0	239.9	239.3	240.4	241.7

These data/results cannot be reproduced, stored and/or transmitted in whole or in part by any manner of electronic, mechanical, photocopying, recording, broadcasting or otherwise now known or herein after developed without the previous express consent by the copyright owner, except for reproduction in daily press and regular printed publications on sale to the public within 60 days of the event related to those data/results and always provided that copyright symbol appears together as follows below.

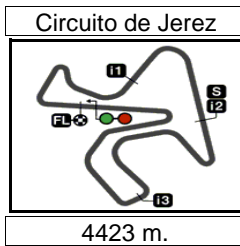
© DORNA, 2016

Official MotoGP Timing by TISSOT  
www.motogp.com





Jerez de la Frontera, Friday, April 22, 2016



Results and timing service provided by TISSOT

Moto2

GRAN PREMIO RED BULL DE ESPAÑA

Free Practice Nr. 1

Chronological Analysis of Performances

5

\* Lap / Sector time cancelled T1 Time from finish line to 1st intermediate T3 Time from 2nd intermed. to 3rd intermed.  
P Crossing the finish line in pit lane T2 Time from 1st intermed. to 2nd intermed. T4 Time from 3rd intermediate to finish line

Lap	Lap Time	T1	T2	T3	T4	Speed	Lap	Lap Time	T1	T2	T3	T4	Speed
<b>1st 30 Takaaki NAKAGAMI</b> IDEMITSU Honda Te JPN Runs=3 Total laps=19 Full laps=14							<b>3rd 24 Simone CORSI</b> Speed Up Racing ITA Runs=3 Total laps=21 Full laps=16						
1	3'32.202	2'05.726	17.035	34.600	34.841	230.5	1	2'32.282	1'10.265	16.614	32.202	33.201	243.3
2	<b>1'47.679</b>	27.213	15.853	32.016	32.597	239.3	2	<b>1'45.309</b>	26.373	15.673	31.042	32.221	237.3
3	<b>1'45.178</b>	26.232	15.626	31.231	32.089	240.3	3	<b>1'44.735</b>	25.985	15.640	30.895	32.215	242.0
4	<b>1'44.219</b>	25.964	15.462	30.832	31.961	241.6	4	<b>1'44.720</b>	25.815	15.623	30.975	32.307	241.1
5	<b>1'44.276</b>	26.032	15.476	30.848	31.920	244.3	5	<b>1'44.714</b>	25.858	15.641	31.021	32.194	240.8
6	<b>1'43.851</b>	25.730	15.429	30.811	31.881	243.7	6	7'22.591 P	27.344	15.886	31.437	6'07.924	241.4
7	7'30.294 P	26.124	15.803	32.833	6'15.534	235.7	7	1'51.086	31.324	15.924	31.322	32.516	238.9
8	1'57.315	35.221	16.304	32.482	33.308	233.4	8	<b>1'45.060</b>	26.093	15.692	30.963	32.312	241.2
9	<b>1'45.604</b>	26.210	15.683	31.572	32.139	241.8	9	<b>1'46.509</b>	26.557	15.753	31.808	32.391	239.5
10	<b>1'45.274</b>	26.115	15.435	31.457	32.267	244.1	10	<b>1'44.989</b>	26.000	15.609	31.077	32.303	239.6
11	<b>1'44.445</b>	25.860	15.449	31.105	32.031	244.1	11	<b>1'44.612</b>	25.895	15.613	30.910	32.194	241.1
12	<b>1'44.288</b>	25.892	15.397	31.011	31.988	245.0	12	<b>1'47.781</b>	27.424	16.281	31.804	32.272	225.1
13	6'45.230 P	27.470	15.537	31.655	5'30.568	245.4	13	<b>1'44.417</b>	25.948	15.527	30.850	32.092	244.8
14	1'57.813	37.847	16.002	31.585	32.379	240.5	14	<b>1'45.269</b>	25.979	15.599	31.330	32.361	243.7
15	<b>1'44.562</b>	26.063	15.545	30.901	32.053	243.3	15	<b>1'44.704</b>	25.943	15.594	30.979	32.188	244.0
16	<b>1'43.143</b>	25.599	15.281	30.586	31.677	245.4	16	4'25.192 P	28.258	15.834	31.068	3'10.032	243.0
17	<b>1'42.755</b>	25.431	15.280	30.419	31.625	245.1	17	1'51.314	31.906	15.756	31.400	32.252	241.9
18	<b>1'42.642</b>	25.372	15.290	30.393	31.587	244.3	18	<b>1'43.366</b>	25.660	15.424	30.514	31.768	244.8
19	<b>1'43.314</b>	25.440	15.286	30.736	31.852	245.3	19	<b>1'50.536</b>	29.198	16.217	33.222	31.899	240.3
<b>2nd 7 Lorenzo BALDASS</b> Forward Team ITA Runs=3 Total laps=21 Full laps=16							<b>4th 22 Sam LOWES</b> Federal Oil Gresini M GBR Runs=3 Total laps=19 Full laps=14						
1	3'14.680	1'50.841	16.701	32.908	34.230	234.1	1	3'21.239	1'55.701	18.616	33.153	33.769	220.2
2	<b>1'46.234</b>	26.521	15.672	31.351	32.690	238.9	2	<b>1'45.485</b>	26.603	15.676	31.107	32.099	241.3
3	<b>1'44.973</b>	25.984	15.569	30.924	32.496	238.8	3	<b>1'44.007</b>	26.093	15.398	30.708	31.808	243.4
4	<b>1'44.746</b>	25.875	15.534	30.920	32.417	239.3	4	<b>1'51.724</b>	25.992	18.516	34.927	32.289	197.8
5	<b>1'44.304</b>	25.771	15.492	30.735	32.306	240.4	5	<b>1'43.971</b>	25.949	15.434	30.638	31.950	243.5
6	<b>1'44.093</b>	25.706	15.478	30.598	32.311	240.5	6	<b>1'43.788</b>	25.753	15.481	30.651	31.903	242.0
7	<b>1'44.106</b>	25.818	15.450	30.724	32.114	240.6	7	10'03.993 P	25.885	15.481	32.901	8'49.726	242.5
8	<b>1'47.137</b>	25.892	15.993	31.926	33.326	237.9	8	2'02.469	42.739	15.912	31.440	32.378	241.3
9	<b>1'43.859</b>	25.743	15.488	30.563	32.065	239.8	9	<b>1'44.364</b>	25.996	15.554	30.835	31.979	241.0
10	7'13.686 P	25.702	15.419	32.085	6'00.480	241.1	10	<b>1'43.734</b>	25.732	15.464	30.677	31.861	244.3
11	1'52.008	30.875	16.099	31.545	33.489	240.8	11	<b>1'44.098</b>	25.684	15.344	30.851	32.219	244.5
12	<b>1'44.599</b>	25.898	15.490	30.892	32.319	241.6	12	<b>1'43.838</b>	25.794	15.374	30.687	31.983	244.6
13	<b>1'43.821</b>	25.725	15.406	30.588	32.102	243.2	13	<b>1'48.519</b>	28.643	15.742	31.816	32.318	243.1
14	<b>1'43.633</b>	25.642	15.348	30.598	32.045	243.3	14	<b>1'43.910</b>	25.804	15.496	30.774	31.836	243.6
15	<b>1'43.653</b>	25.713	15.406	30.520	32.014	243.0	15	<b>1'43.731</b>	25.755	15.417	30.693	31.866	243.9
16	4'14.615 P	26.653	15.653	31.515	3'00.794	241.5	16	<b>1'43.651</b>	25.730	15.389	30.675	31.857	243.9
17	1'52.709	32.857	15.900	31.226	32.726	239.3	17	3'38.015 P	31.082	16.644	32.893	2'17.396	216.4
18	<b>1'43.064</b>	25.581	15.304	30.379	31.800	241.1	18	1'56.045	33.794	15.836	33.320	33.095	242.7
19	<b>1'42.805</b>	25.389	15.280	30.373	31.763	242.3	19	<b>1'44.098</b>	25.974	15.513	30.779	31.832	242.8
20	<b>1'43.435</b>	25.571	15.342	30.510	32.012	242.4							
21	<b>1'43.200</b>	25.515	15.429	30.400	31.856	242.3							

**Fastest Lap:** Takaaki NAKAGAMI IDEMITSU Honda Te JPN **1'42.642** 25.372 15.290 30.393 31.587

These data/results cannot be reproduced, stored and/or transmitted in whole or in part by any manner of electronic, mechanical, photocopying, recording, broadcasting or otherwise now known or herein after developed without the previous express consent by the copyright owner, except for reproduction in daily press and regular printed publications on sale to the public within 60 days of the event related to those data/results and always provided that copyright symbol appears together as follows below.  
© DORNA, 2016



## Free Practice Nr. 1

## Moto2

Lap	Lap Time	T1	T2	T3	T4	Speed	Lap	Lap Time	T1	T2	T3	T4	Speed
<b>5th</b>	<b>5</b>	<b>Johann ZARCO</b> Ajo Motorsport FRA					14	<b>1'43.824</b>	25.852	15.361	30.728	<b>31.883</b>	244.5
		Runs=3	Total laps=19	Full laps=14			15	<b>1'45.145</b>	25.762	15.376	31.546	32.461	<b>248.0</b>
1	3'02.436	1'40.492	16.290	32.537	33.117	240.5	16	<b>1'57.014</b>	31.998	20.142	32.271	32.603	171.1
2	<b>1'45.321</b>	26.296	15.499	31.195	32.331	242.7	17	<b>1'43.678</b>	<b>25.740</b>	15.404	<b>30.638</b>	31.896	243.6
3	<b>1'44.540</b>	26.016	15.414	30.954	32.156	244.3	<b>8th</b> <b>12</b> <b>Thomas LUTHI</b> Garage Plus Interwett SWI						
4	<b>1'44.648</b>	25.973	15.536	30.939	32.200	241.6			Runs=3	Total laps=17	Full laps=12		
5	<b>1'44.243</b>	25.864	15.456	30.801	32.122	240.2	1	2'19.956	57.640	16.349	33.092	32.875	236.5
6	<b>1'44.497</b>	25.921	15.549	30.904	32.123	240.1	2	<b>1'44.664</b>	26.199	15.506	30.841	32.118	245.3
7	<b>1'44.235</b>	25.844	15.422	30.893	32.076	243.9	3	<b>1'44.090</b>	25.915	15.334	30.798	32.043	246.4
8	7'02.955 P	26.734	15.649	31.547	5'49.025	242.7	4	<b>1'44.642</b>	25.863	15.391	30.858	32.530	247.5
9	1'50.128	30.939	15.684	31.230	32.275	243.2	5	<b>1'44.041</b>	25.806	15.396	30.707	32.132	246.6
10	<b>1'44.463</b>	26.053	15.443	30.855	32.112	244.2	6	10'16.220 P	25.815	<b>15.319</b>	32.206	9'02.880	247.7
11	<b>1'43.894</b>	25.733	15.374	30.798	31.989	244.7	7	1'50.456	31.130	15.737	31.201	32.388	242.4
12	<b>1'43.874</b>	25.800	15.378	30.731	31.965	245.1	8	<b>1'44.354</b>	25.918	15.463	30.905	32.068	245.0
13	<b>1'43.987</b>	<b>25.725</b>	15.370	30.773	32.119	<b>247.0</b>	9	<b>1'44.085</b>	25.871	15.410	30.741	32.063	247.1
14	7'01.157 P	26.375	15.391	31.156	5'48.235	245.0	10	9'23.233 P	27.742	15.864	31.528	8'08.099	237.7
15	1'50.171	30.873	15.740	31.290	32.268	244.0	11	1'50.941	31.834	15.572	31.217	32.318	246.5
16	<b>1'44.014</b>	25.818	15.454	30.800	31.942	242.0	12	<b>1'44.242</b>	25.945	15.404	30.828	32.065	247.8
17	<b>1'45.687</b>	27.191	15.491	30.761	32.244	240.5	13	<b>1'44.118</b>	25.888	15.394	30.772	32.064	247.5
18	<b>1'43.783</b>	25.771	15.437	<b>30.676</b>	<b>31.899</b>	245.2	14	<b>1'44.048</b>	<b>25.776</b>	15.473	30.753	32.046	247.5
19	<b>1'43.651</b>	25.749	<b>15.322</b>	30.680	31.900	246.2	15	<b>1'49.059</b>	29.922	15.531	31.090	32.516	241.1
<b>6th</b> <b>94</b> <b>Jonas FOLGER</b> Dynavolt Intact GP GER							16	<b>1'44.057</b>	25.889	15.434	<b>30.660</b>	32.074	247.0
		Runs=3	Total laps=16	Full laps=11			17	<b>1'43.716</b>	25.846	15.362	30.663	<b>31.845</b>	<b>248.2</b>
1	3'41.969	2'21.707	16.017	31.709	32.536	236.7	<b>9th</b> <b>49</b> <b>Axel PONS</b> AGR Team SPA						
2	<b>1'44.292</b>	25.872	15.449	30.951	32.020	243.0			Runs=3	Total laps=17	Full laps=12		
3	<b>1'44.012</b>	25.884	15.427	30.695	32.006	<b>244.5</b>	1	3'21.633	1'51.036	16.356	32.679	41.562	239.9
4	<b>1'43.670</b>	25.758	<b>15.326</b>	30.694	<b>31.892</b>	240.2	2	<b>1'46.385</b>	26.668	15.806	31.415	32.496	243.2
5	<b>1'49.559</b>	27.731	16.564	32.209	33.055	193.4	3	<b>1'45.075</b>	26.098	15.552	31.028	32.397	243.1
6	10'03.753 P	25.983	15.382	31.493	8'50.895	243.9	4	<b>1'45.184</b>	25.978	15.611	31.157	32.438	242.5
7	1'50.832	31.248	15.725	31.397	32.462	239.9	5	<b>1'45.069</b>	26.022	15.637	31.000	32.410	242.8
8	<b>1'44.480</b>	26.033	15.424	30.928	32.095	242.4	6	<b>1'45.198</b>	26.066	15.557	31.102	32.473	242.7
9	<b>1'43.723</b>	25.752	15.370	30.705	31.896	243.9	7	9'23.181 P	28.837	15.838	31.779	8'06.727	241.9
10	<b>1'43.850</b>	25.829	15.404	<b>30.685</b>	31.932	243.3	8	1'51.693	32.185	15.794	31.239	32.475	238.4
11	9'13.291 P	27.883	16.663	32.071	7'56.674	210.2	9	<b>1'44.650</b>	25.965	15.541	30.788	32.356	242.3
12	1'50.201	30.815	15.663	31.300	32.423	242.2	10	<b>1'44.921</b>	25.887	15.521	30.973	32.540	241.8
13	<b>1'44.385</b>	25.917	15.457	30.963	32.048	244.3	11	<b>2'04.866</b>	25.971	15.562	48.322	35.011	242.3
14	<b>1'44.761</b>	25.963	15.484	30.797	32.517	242.8	12	<b>1'45.896</b>	26.061	15.661	31.089	33.085	242.6
15	<b>1'45.866</b>	<b>25.740</b>	15.490	31.586	33.050	243.4	13	7'22.651 P	25.936	15.703	31.020	6'09.992	242.0
16	<b>1'44.256</b>	25.919	15.415	30.986	31.936	244.2	14	1'52.822	33.956	15.671	30.957	32.238	241.6
<b>7th</b> <b>52</b> <b>Danny KENT</b> Leopard Racing GBR							15	<b>1'43.737</b>	25.642	<b>15.446</b>	<b>30.628</b>	<b>32.021</b>	243.6
		Runs=3	Total laps=17	Full laps=12			16	<b>1'43.758</b>	<b>25.513</b>	15.446	30.677	32.122	<b>243.8</b>
1	2'21.366	55.707	16.501	35.485	33.673	239.5	17	<b>1'44.159</b>	25.758	15.572	30.690	32.139	243.8
2	<b>1'50.533</b>	26.692	15.583	32.606	35.652	243.6	<b>10th</b> <b>19</b> <b>Xavier SIMEON</b> QMMF Racing Team BEL						
3	<b>1'44.892</b>	26.217	15.362	31.065	32.248	245.3			Runs=2	Total laps=20	Full laps=17		
4	<b>1'44.665</b>	25.938	15.441	31.089	32.197	244.1	1	3'30.507	2'08.702	16.365	32.166	33.274	237.4
5	<b>1'44.889</b>	25.915	<b>15.343</b>	31.134	32.497	245.1	2	<b>1'45.936</b>	26.474	15.848	31.222	32.392	240.6
6	9'31.236 P	26.083	16.344	33.367	8'15.442	191.0	3	<b>1'44.913</b>	26.055	15.643	30.849	32.366	242.0
7	2'01.640	34.942	15.892	37.969	32.837	240.0	4	<b>1'44.640</b>	25.887	15.626	30.943	32.184	241.5
8	<b>2'00.635</b>	26.472	15.703	38.477	39.983	240.3	5	<b>1'45.538</b>	25.961	15.670	30.862	33.045	242.5
9	<b>1'44.599</b>	26.096	15.405	30.895	32.203	243.7	6	<b>1'44.435</b>	25.937	15.552	30.841	32.105	242.7
10	<b>1'44.437</b>	25.874	15.472	31.024	32.067	243.9	7	<b>1'44.321</b>	25.871	15.494	30.718	32.238	243.9
11	<b>2'14.132</b>	30.166	20.130	40.868	42.968	144.2	8	<b>1'44.340</b>	25.905	15.574	30.747	32.114	242.7
12	6'58.272 P	26.098	15.507	31.369	5'45.298	243.2	9	<b>1'44.310</b>	25.877	15.582	30.750	32.101	241.3
13	2'10.094	39.247	16.004	39.065	35.778	241.2	<b>Fastest Lap:</b> Takaaki NAKAGAMI IDEMITSU Honda Te JPN <b>1'42.642</b> 25.372 15.290 30.393 31.587						

These data/results cannot be reproduced, stored and/or transmitted in whole or in part by any manner of electronic, mechanical, photocopying, recording, broadcasting or otherwise now known or herein after developed without the previous express consent by the copyright owner, except for reproduction in daily press and regular printed publications on sale to the public within 60 days of the event related to those data/results and always provided that copyright symbol appears together as follows below.  
© DORNA, 2016

## Free Practice Nr. 1

Moto2

Lap	Lap Time		T1	T2	T3	T4	Speed	Lap	Lap Time		T1	T2	T3	T4	Speed
10	9'56.709	P	25.843	15.601	32.320	8'42.945	242.3	21	1'44.743		25.990	15.545	30.887	32.321	246.1
11	1'50.213		31.086	15.674	31.065	32.388	240.7	<b>13th 11 Sandro CORTESE</b> Dynavolt Intact GP GER							
12	1'44.187		25.861	15.446	30.651	32.229	243.1	Runs=3 Total laps=18 Full laps=13							
13	1'44.457		25.971	15.459	30.787	32.240	243.6	1	3'17.065		1'48.130	16.417	34.501	38.017	239.6
14	1'43.986		25.697	15.517	30.766	32.006	242.6	2	1'48.154		26.510	15.619	32.870	33.155	242.3
15	1'47.877		28.690	15.540	31.404	32.243	244.3	3	1'44.780		26.131	15.528	31.041	32.080	238.7
16	1'43.798		25.824	15.450	30.605	31.919	244.8	4	1'44.460		26.056	15.384	30.901	32.119	244.3
17	1'43.909		25.753	15.489	30.680	31.987	243.7	5	1'44.343		26.063	15.456	30.717	32.107	241.9
18	1'45.342		25.658	15.476	31.094	33.114	246.3	6	1'44.554		25.987	15.489	30.837	32.241	243.4
19	1'51.226		25.794	15.499	36.272	33.661	243.4	7	1'44.405		25.888	15.540	30.864	32.113	240.9
20	1'43.977		25.697	15.498	30.721	32.061	244.1	8	1'44.276		25.884	15.456	30.821	32.115	240.5
<b>11th 73 Alex MARQUEZ</b> Estrella Galicia 0,0 M SPA								9	10'14.409	P	26.215	15.611	31.710	9'00.873	242.9
Runs=3 Total laps=19 Full laps=14								10	1'56.607		32.378	15.711	33.457	35.061	243.1
1	2'24.559		1'02.134	16.401	32.625	33.399	241.7	11	1'44.633		26.019	15.439	30.905	32.270	244.3
2	1'45.512		26.395	15.526	31.270	32.321	244.4	12	1'44.063		25.913	15.401	30.830	31.919	245.1
3	1'45.217		26.038	15.483	31.443	32.253	244.9	13	1'44.820		26.021	15.587	30.994	32.218	245.0
4	1'44.431		25.932	15.451	31.079	31.969	244.6	14	5'31.200	P	27.367	15.976	31.582	4'16.275	241.9
5	1'44.518		25.877	15.379	31.246	32.016	245.9	15	1'58.217		34.918	16.386	34.447	32.466	235.5
6	8'13.071	P	25.865	16.006	30.960	7'00.240	238.3	16	1'53.836		26.040	15.528	31.133	41.135	244.3
7	1'51.958		31.817	15.936	31.602	32.603	241.2	17	1'44.907		26.331	15.486	30.960	32.130	245.0
8	1'44.996		26.310	15.575	31.043	32.068	242.3	18	1'44.638		25.983	15.470	30.983	32.202	244.3
9	1'44.649		25.964	15.558	30.941	32.186	242.8	<b>14th 55 Hafizh SYAHRIN</b> Petronas Raceline Ma MAL							
10	1'44.247		25.871	15.472	30.970	31.934	244.0	Runs=3 Total laps=19 Full laps=13							
11	1'47.080		25.780	15.588	33.403	32.309	238.8	1	2'25.041		1'02.141	16.556	32.953	33.391	241.9
12	1'44.313		25.913	15.474	30.850	32.076	245.6	2	1'45.707		26.462	15.505	31.258	32.482	244.6
13	6'49.466	P	28.369	15.890	32.125	5'33.082	244.7	3	1'45.114		26.168	15.435	31.156	32.355	243.4
14	1'52.300		31.986	15.814	31.963	32.537	244.2	4	1'44.866		25.978	15.480	31.152	32.256	245.0
15	1'44.122		25.868	15.468	30.955	31.831	245.0	5	1'44.400		25.859	15.436	30.959	32.146	244.6
16	1'43.966		25.765	15.423	30.868	31.910	244.6	6	9'05.586	P	31.593	16.428	35.270	7'42.295	235.9
17	1'53.476		25.802	15.534	34.473	37.667	243.7	7	2'05.746		35.846	16.989	37.664	35.247	166.6
18	1'47.319		27.453	15.558	31.215	33.093	247.8	8	1'45.977		26.576	15.581	31.238	32.582	242.9
19	1'44.427		25.910	15.437	30.927	32.153	248.4	9	1'46.861		27.660	15.403	31.477	32.321	245.1
<b>12th 77 Dominique AEGER</b> CarXpert Interwetten SWI								10	1'44.406		25.868	15.400	31.042	32.096	245.7
Runs=2 Total laps=21 Full laps=18								11	4'55.055	P	29.222	16.435	31.877	3'37.521	242.5
1	1'58.092		35.065	16.289	33.006	33.732	240.9	12	1'57.168		37.057	16.287	31.557	32.267	242.3
2	1'46.220		26.620	15.629	31.349	32.622	244.2	13	1'44.562		26.177	15.358	31.010	32.017	246.0
3	1'44.816		26.004	15.542	31.038	32.232	243.9	14	1'44.476		25.934	15.470	30.912	32.160	246.1
4	1'44.269		25.903	15.395	30.937	32.034	246.1	15	1'55.904		31.646	17.198	34.051	33.009	205.6
5	1'44.217		25.841	15.410	30.749	32.217	245.5	16	1'44.398		26.046	15.436	30.859	32.057	246.1
6	1'44.192		25.807	15.427	30.788	32.170	246.2	17	1'45.484		25.961	16.298	30.978	32.247	246.5
7	1'44.212		25.718	15.485	30.791	32.218	245.6	18	1'44.135		25.868	15.401	30.908	31.958	246.6
8	1'44.042		25.749	15.414	30.863	32.016	245.3	PIT 29.777 16.698 33.492 214.7							
9	1'44.278		25.800	15.482	30.882	32.114	244.8	<b>15th 40 Alex RINS</b> Paginas Amarillas HP SPA							
10	1'44.286		25.812	15.449	30.901	32.124	244.8	Runs=3 Total laps=18 Full laps=12							
11	10'39.398	P						1	2'38.907		1'14.800	16.735	33.569	33.803	242.3
12	1'58.879		32.550	16.463	37.297	32.569	239.4	2	1'46.036		26.540	15.686	31.276	32.534	245.2
13	1'45.422		26.397	15.502	31.190	32.333	244.4	3	1'44.763		25.966	15.426	31.008	32.363	246.4
14	1'44.672		25.918	15.468	31.030	32.256	245.6	4	1'44.675		25.927	15.546	30.971	32.231	244.7
15	1'44.287		25.852	15.454	30.857	32.124	246.5	5	1'44.502		25.780	15.511	31.083	32.128	244.6
16	1'44.088		25.769	15.417	30.811	32.091	245.2	6	1'44.455		25.845	15.512	30.914	32.184	245.8
17	1'44.377		25.819	15.491	30.861	32.206	243.1	7	1'44.512		25.813	15.503	31.004	32.192	244.0
18	1'44.852		25.887	15.533	31.115	32.317	246.3	8	9'01.639	P	29.827	15.852	31.616	7'44.344	240.5
19	1'44.545		25.866	15.550	31.008	32.121	245.9	9	1'55.509		35.163	16.247	31.507	32.592	237.4
20	1'44.497		25.875	15.550	30.956	32.116	245.6								

**Fastest Lap:** Takaaki NAKAGAMI IDEMITSU Honda Te JPN 1'42.642 25.372 15.290 30.393 31.587

These data/results cannot be reproduced, stored and/or transmitted in whole or in part by any manner of electronic, mechanical, photocopying, recording, broadcasting or otherwise now known or herein after developed without the previous express consent by the copyright owner, except for reproduction in daily press and regular printed publications on sale to the public within 60 days of the event related to those data/results and always provided that copyright symbol appears together as follows below.  
© DORNA, 2016

# Free Practice Nr. 1

# Moto2

Lap	Lap Time	T1	T2	T3	T4	Speed	Lap	Lap Time	T1	T2	T3	T4	Speed
10	<b>1'44.368</b>	25.865	15.631	30.856	<b>32.016</b>	243.2	1	2'40.222	1'17.239	16.311	32.815	33.857	238.6
11	<b>1'44.234</b>	<b>25.778</b>	15.539	<b>30.835</b>	32.082	243.9	2	<b>1'49.733</b>	27.090	15.965	32.244	34.434	241.8
12	<b>1'44.352</b>	25.804	15.527	30.952	32.069	244.2	3	<b>1'46.631</b>	26.471	15.648	31.686	32.826	243.5
13	7'30.851 P	29.526	15.743	31.596	6'13.986	244.3	4	<b>1'45.806</b>	26.285	15.591	31.373	32.557	243.9
14	1'55.410	35.264	16.107	31.436	32.603	243.7	5	<b>1'45.571</b>	26.083	15.627	31.308	32.553	243.0
15	<b>1'44.510</b>	25.976	15.550	30.863	32.121	244.6	6	<b>1'45.486</b>	26.066	15.492	31.436	32.492	243.7
16	<b>1'50.246</b>	25.827	15.513	31.086	37.820	245.0	7	<b>1'45.096</b>	26.011	15.496	31.158	32.431	244.0
17	<b>1'44.541</b>	25.940	15.575	30.941	32.085	245.2	8	7'11.877 P	26.530	15.851	31.932	5'57.564	236.9
	PIT	25.855	15.526	34.775		244.6	9	1'53.998	33.629	15.807	31.615	32.947	243.7
<b>16th</b>	<b>23</b>	<b>Marcel SCHROTTE</b>		AGR Team	GER		10	<b>1'47.575</b>	27.751	15.691	31.408	32.725	241.4
		Runs=3	Total laps=17	Full laps=12			11	<b>1'45.453</b>	26.271	15.624	31.155	32.403	242.5
1	3'18.003	1'46.460	16.321	34.764	40.458	240.8	12	<b>1'45.740</b>	25.977	15.689	31.208	32.866	243.1
2	<b>1'45.474</b>	26.359	15.481	31.244	32.390	<b>246.1</b>	13	<b>1'49.742</b>	26.134	15.616	31.448	36.544	242.5
3	<b>1'45.292</b>	26.504	15.499	30.978	32.311	243.5	14	<b>1'44.844</b>	25.969	15.519	31.052	32.304	243.4
4	<b>1'44.570</b>	25.969	15.491	30.897	32.213	242.7	15	<b>1'44.602</b>	25.958	15.546	<b>30.914</b>	32.184	245.4
5	<b>1'44.657</b>	25.948	15.504	30.846	32.359	245.1	16	<b>1'44.631</b>	25.916	15.475	31.041	32.199	245.5
6	<b>1'47.056</b>	25.931	15.527	32.528	33.070	243.9	17	3'58.933 P	27.217	15.952	31.918	2'43.846	238.9
7	<b>1'44.377</b>	25.908	15.546	<b>30.819</b>	32.104	242.4	18	1'53.245	31.799	16.848	32.189	32.409	189.6
8	<b>1'44.400</b>	25.888	<b>15.449</b>	31.002	<b>32.061</b>	244.1	19	<b>1'45.195</b>	26.132	15.498	31.312	32.253	242.8
9	8'19.703 P	<b>25.830</b>	15.475	30.822	7'07.576	243.9	20	<b>1'44.632</b>	<b>25.851</b>	15.481	30.939	32.361	244.5
10	2'01.845	35.737	16.284	37.035	32.789	240.6	21	<b>1'44.494</b>	25.951	<b>15.451</b>	30.960	<b>32.132</b>	<b>246.0</b>
11	<b>1'46.124</b>	26.093	15.571	31.190	33.270	244.1							
12	<b>1'44.977</b>	26.038	15.608	30.995	32.336	242.7	<b>19th</b>	<b>21</b>	<b>Franco MORBIDEL</b>		Estrella Galicia 0,0 M	ITA	
13	<b>1'44.591</b>	25.913	15.490	31.020	32.168	243.2			Runs=2	Total laps=22	Full laps=19		
14	8'22.380 P	25.938	15.561	33.352	7'07.529	245.4	1	2'30.536	1'08.260	16.020	33.278	32.978	243.6
15	1'57.765	34.045	15.976	33.577	34.167	229.5	2	<b>1'47.858</b>	28.003	15.795	31.641	32.419	244.8
16	<b>1'44.598</b>	25.906	15.546	30.990	32.156	244.2	3	<b>1'45.392</b>	26.201	15.545	31.496	32.150	246.6
17	<b>1'44.618</b>	26.003	15.576	30.944	32.095	244.0	4	<b>1'45.080</b>	26.179	<b>15.471</b>	31.258	32.172	244.7
							5	<b>1'44.729</b>	25.927	15.586	31.069	32.147	244.7
<b>17th</b>	<b>14</b>	<b>Ratthapark WILAIR</b>		IDEMITSU Honda Te	THA		6	<b>1'50.400</b>	26.560	15.501	36.087	32.252	245.5
		Runs=3	Total laps=21	Full laps=16			7	<b>1'44.763</b>	<b>25.926</b>	15.587	31.050	32.200	243.0
1	2'34.901	1'09.050	16.655	35.052	34.144	225.5	8	<b>1'44.931</b>	26.066	15.569	31.133	32.163	242.8
2	<b>1'47.218</b>	27.082	15.772	31.532	32.832	240.4	9	<b>1'49.569</b>	26.125	15.653	35.373	32.418	242.8
3	<b>1'48.183</b>	26.550	15.565	33.403	32.665	241.9	10	<b>1'45.045</b>	26.052	15.551	31.144	32.298	244.2
4	<b>1'45.123</b>	26.207	15.477	31.007	32.432	244.3	11	7'03.022 P	28.120	15.718	31.556	5'47.628	243.4
5	<b>1'44.898</b>	25.936	15.383	31.064	32.515	243.7	12	1'53.163	33.222	15.856	31.516	32.569	242.5
6	<b>1'44.692</b>	25.973	<b>15.328</b>	31.016	32.375	244.0	13	<b>1'45.180</b>	26.301	15.592	31.148	32.139	243.3
7	<b>1'45.354</b>	25.970	15.471	31.133	32.780	241.1	14	<b>1'45.079</b>	26.135	15.518	31.110	32.316	243.6
8	<b>1'45.102</b>	26.031	15.448	31.180	32.443	244.2	15	<b>1'44.814</b>	26.040	15.538	30.970	32.266	245.3
9	6'28.248 P	34.411	18.959	34.806	5'00.072	188.1	16	<b>1'44.728</b>	26.093	15.577	30.957	32.101	245.1
10	2'05.814	38.452	17.826	36.295	33.241	189.1	17	<b>1'44.625</b>	26.093	15.512	30.950	<b>32.070</b>	245.7
11	<b>1'46.543</b>	26.441	15.581	31.909	32.612	240.1	18	<b>1'44.500</b>	25.944	15.481	30.916	32.159	247.6
12	<b>1'44.680</b>	25.997	15.390	31.018	32.275	243.4	19	<b>1'44.646</b>	25.961	15.531	30.946	32.208	<b>249.5</b>
13	<b>1'44.475</b>	26.087	15.447	<b>30.833</b>	32.108	242.2	20	<b>1'59.919</b>	25.997	15.505	41.845	36.572	246.6
14	<b>2'01.712</b>	26.494	15.608	44.785	34.825	242.4	21	<b>1'44.697</b>	26.163	15.562	<b>30.884</b>	32.088	244.7
15	<b>1'45.389</b>	26.246	15.575	31.093	32.475	241.9	22	<b>1'53.792</b>	26.013	15.528	31.027	41.224	243.1
16	4'12.347 P	32.518	17.936	36.578	2'45.315	233.3							
17	1'59.403	35.523	17.399	33.328	33.153	222.5	<b>20th</b>	<b>10</b>	<b>Luca MARINI</b>		Forward Team	ITA	
18	<b>1'44.911</b>	26.392	15.427	30.874	32.218	244.0			Runs=3	Total laps=20	Full laps=15		
19	<b>1'44.954</b>	<b>25.796</b>	15.474	31.028	32.656	241.8	1	2'40.685	1'18.326	16.442	32.400	33.517	240.9
20	<b>1'49.778</b>	29.234	15.903	32.556	<b>32.085</b>	240.9	2	<b>1'47.195</b>	26.864	15.770	31.680	32.881	<b>246.2</b>
21	<b>1'44.493</b>	25.835	15.521	31.030	32.107	<b>244.8</b>	3	<b>1'46.064</b>	26.391	15.764	31.356	32.553	243.4
							4	<b>1'45.414</b>	26.073	15.695	31.271	32.375	243.5
							5	<b>1'45.865</b>	26.067	15.707	31.272	32.819	245.3
<b>18th</b>	<b>97</b>	<b>Xavi VIERGE</b>		Tech 3 Racing	SPA		6	<b>1'45.625</b>	26.117	15.734	31.329	32.445	244.3
		Runs=3	Total laps=21	Full laps=16			7	<b>1'45.662</b>	26.089	15.763	31.214	32.596	243.4

**Fastest Lap:** Takaaki NAKAGAMI IDEMITSU Honda Te JPN **1'42.642** 25.372 15.290 30.393 31.587

These data/results cannot be reproduced, stored and/or transmitted in whole or in part by any manner of electronic, mechanical, photocopying, recording, broadcasting or otherwise now known or herein after developed without the previous express consent by the copyright owner, except for reproduction in daily press and regular printed publications on sale to the public within 60 days of the event related to those data/results and always provided that copyright symbol appears together as follows below.  
© DORNA, 2016



# Free Practice Nr. 1

# Moto2

Lap	Lap Time	T1	T2	T3	T4	Speed	Lap	Lap Time	T1	T2	T3	T4	Speed
8	1'45.271	26.254	15.629	31.210	32.178	244.8	6	1'45.091	25.901	15.604	30.918	32.668	243.5
9	10'02.208 P	28.234	16.469	33.593	8'43.912	233.7	7	1'45.582	25.968	15.669	31.190	32.755	244.0
10	1'52.302	31.885	16.058	31.762	32.597	241.3	8	8'36.248 P	28.203	16.082	32.000	7'19.963	236.8
11	1'45.550	26.211	15.716	31.321	32.302	243.2	9	1'53.995	33.673	15.853	31.516	32.953	242.9
12	1'45.198	26.038	15.745	31.142	32.273	244.3	10	1'45.226	25.993	15.587	31.015	32.631	245.3
13	1'45.147	26.099	15.713	31.024	32.311	243.9	11	1'45.090	26.411	15.514	30.814	32.351	247.8
14	1'45.246	26.101	15.721	31.190	32.234	243.9	12	1'55.241	28.487	17.456	36.087	33.211	220.3
15	3'35.573 P	27.597	16.210	32.752	2'19.014	242.0	13	7'18.799 P	25.915	15.636	33.950	6'03.298	245.6
16	1'51.603	31.874	15.758	31.306	32.665	245.5	14	1'54.548	34.441	16.042	31.315	32.750	244.8
17	1'44.632	26.124	15.625	30.972	31.911	244.1	15	1'44.906	26.006	15.355	31.070	32.475	250.4
18	1'44.533	25.750	15.670	31.037	32.076	243.2	16	1'44.688	25.813	15.496	30.873	32.506	247.4
19	1'44.782	25.963	15.625	31.039	32.155	244.5	17	1'45.236	25.922	15.652	31.080	32.582	244.8
20	1'45.173	26.068	15.692	31.143	32.270	245.3	18	1'45.122	25.885	15.693	31.034	32.510	242.3

21st	44	Miguel OLIVEIRA	Leopard Racing	POR		
		Runs=2	Total laps=9	Full laps=5		
1	2'26.657	1'03.423	16.629	33.161	33.444	237.5
2	1'46.106	26.556	15.593	31.547	32.410	244.2
3	1'45.398	26.308	15.529	31.211	32.350	245.0
4	1'44.633	26.001	15.473	31.006	32.153	245.0
5	1'44.732	26.012	15.495	31.017	32.208	244.5
6	1'44.539	25.915	15.405	30.963	32.256	246.9
7	8'21.483 P	30.594	15.870	31.791	7'03.228	242.2
8	1'51.074	31.518	15.614	31.461	32.481	240.3
unfinished		26.338	16.367	215.2		

22nd	39	Luis SALOM	SAG Team	SPA		
		Runs=3	Total laps=20	Full laps=15		
1	2'37.603	1'14.429	16.560	33.083	33.531	243.4
2	1'46.407	26.508	15.669	31.526	32.704	245.8
3	1'45.510	26.116	15.466	31.436	32.492	245.8
4	1'45.367	26.484	15.552	31.150	32.181	245.8
5	1'44.856	26.000	15.435	31.205	32.216	244.9
6	1'44.734	25.893	15.482	31.143	32.216	245.3
7	7'08.720 P	25.910	15.461	31.368	5'55.981	247.3
8	2'01.022	34.608	15.843	35.777	34.794	241.5
9	1'49.353	29.228	16.143	31.579	32.403	239.4
10	1'45.058	26.084	15.539	31.169	32.266	244.3
11	1'44.718	25.845	15.451	31.163	32.259	244.8
12	5'56.406 P	26.023	15.473	32.228	4'42.682	245.9
13	1'58.285	36.563	16.313	32.890	32.519	239.3
14	1'45.131	26.063	15.528	31.263	32.277	245.2
15	1'45.009	25.963	15.582	31.117	32.347	244.6
16	1'45.355	26.266	15.640	31.125	32.324	245.5
17	1'44.914	25.978	15.600	31.025	32.311	243.7
18	1'50.702	29.538	16.577	32.515	32.072	241.5
19	1'44.824	25.828	15.589	31.214	32.193	244.7
20	1'44.550	25.799	15.543	31.056	32.152	245.9

23rd	57	Edgar PONS	Paginas Amarillas HP	SPA		
		Runs=3	Total laps=18	Full laps=13		
1	2'59.770	1'37.842	16.087	32.003	33.838	244.9
2	1'46.913	26.335	15.824	31.530	33.224	243.0
3	1'46.763	26.362	15.747	31.749	32.905	243.7
4	1'45.772	26.098	15.702	31.205	32.767	243.6
5	1'45.555	26.017	15.658	30.985	32.895	244.0

24th	54	Mattia PASINI	Italtrans Racing Team	ITA		
		Runs=2	Total laps=20	Full laps=17		
1	2'44.349	1'22.007	16.390	32.524	33.428	239.1
2	1'46.614	26.617	15.643	31.744	32.610	243.4
3	1'45.198	26.065	15.491	31.213	32.429	244.8
4	1'44.792	26.058	15.477	31.088	32.169	245.6
5	1'44.826	26.079	15.551	31.052	32.144	243.0
6	1'45.766	26.122	15.644	31.538	32.462	246.9
7	1'44.859	26.103	15.492	31.068	32.196	242.9
8	1'45.205	26.109	15.659	31.199	32.238	241.3
9	11'32.127 P	28.664	16.264	33.018	0'14.181	237.0
10	1'52.638	30.856	15.919	33.284	32.579	239.8
11	1'45.141	26.214	15.591	31.149	32.187	241.2
12	1'45.065	26.188	15.566	31.104	32.207	240.3
13	1'45.269	26.170	15.680	31.170	32.249	241.5
14	1'52.095	27.487	16.184	33.230	35.194	240.0
15	1'45.060	26.285	15.544	31.117	32.114	242.6
16	1'44.759	25.982	15.479	31.094	32.204	244.2
17	1'44.887	26.124	15.495	31.041	32.227	242.6
18	1'51.396	26.383	19.184	33.633	32.196	113.3
19	1'44.836	26.116	15.502	31.118	32.100	243.5
20	1'44.946	26.113	15.599	31.126	32.108	242.6

25th	2	Jesko RAFFIN	Sports-Millions-EMW	SWI		
		Runs=3	Total laps=21	Full laps=16		
1	2'25.378	1'03.237	16.252	32.506	33.383	242.4
2	1'45.820	26.367	15.479	31.343	32.631	246.2
3	1'45.014	26.072	15.416	31.174	32.352	242.5
4	1'44.907	25.891	15.472	31.143	32.401	244.2
5	1'45.367	25.926	15.497	31.130	32.814	244.1
6	1'48.830	26.241	15.513	33.361	33.715	242.2
7	1'47.647	26.298	15.818	31.865	33.666	240.5
8	7'34.687 P	26.259	15.650	31.300	6'21.478	241.5
9	1'51.370	30.451	15.964	31.870	33.085	240.2
10	1'47.714	26.353	15.721	31.720	33.920	242.4
11	1'45.561	26.314	15.528	31.110	32.609	244.3
12	1'50.638	28.971	17.074	31.866	32.727	242.0
13	1'46.041	26.189	15.651	31.505	32.696	243.0
14	4'34.730 P	26.268	15.597	32.021	3'20.844	242.2
15	1'53.316	33.195	15.956	31.567	32.598	240.3
16	1'45.120	26.057	15.496	31.218	32.349	245.1
17	1'44.910	26.010	15.514	31.039	32.347	244.6

**Fastest Lap:** Takaaki NAKAGAMI IDEMITSU Honda Te JPN 1'42.642 25.372 15.290 30.393 31.587

These data/results cannot be reproduced, stored and/or transmitted in whole or in part by any manner of electronic, mechanical, photocopying, recording, broadcasting or otherwise now known or herein after developed without the previous express consent by the copyright owner, except for reproduction in daily press and regular printed publications on sale to the public within 60 days of the event related to those data/results and always provided that copyright symbol appears together as follows below.  
© DORNA, 2016

## Free Practice Nr. 1

## Moto2

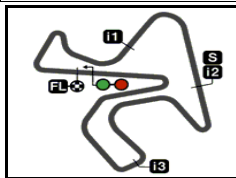
Lap	Lap Time	T1	T2	T3	T4	Speed	Lap	Lap Time	T1	T2	T3	T4	Speed
18	1'45.091	26.021	15.557	31.096	32.417	244.2	10	2'05.873	36.612	16.482	34.923	37.856	225.7
19	1'46.279	26.153	15.690	31.486	32.950	241.6	11	1'45.953	26.340	15.594	31.390	32.629	242.4
20	1'44.950	26.017	15.569	31.049	32.315	243.7	12	1'45.621	26.245	15.590	31.291	32.495	243.6
21	1'46.369	26.234	15.627	31.664	32.844	243.1	13	1'45.707	26.348	15.654	31.192	32.513	243.6
<b>26th 60 Julian SIMON</b> QMMF Racing Team SPA							<b>29th 32 Isaac VIÑALES</b> Tech 3 Racing SPA						
Runs=3 Total laps=15 Full laps=9							Runs=3 Total laps=16 Full laps=10						
1	2'47.347	1'25.884	16.262	32.010	33.191	236.4	1	2'29.592	1'06.642	16.583	32.544	33.823	235.7
2	1'45.740	26.221	15.614	31.175	32.730	243.6	2	1'47.715	26.696	16.114	31.832	33.073	236.0
3	1'45.190	26.075	15.611	31.032	32.472	243.0	3	1'46.374	26.525	15.687	31.429	32.733	241.3
4	1'45.334	26.113	15.606	31.016	32.599	243.4	4	1'46.320	26.478	15.781	31.434	32.627	237.9
5	8'14.464 P	26.844	16.130	32.835	6'58.655	230.0	5	1'46.050	26.257	15.832	31.282	32.679	238.0
6	1'50.478	30.516	15.931	31.202	32.829	237.1	6	1'47.479	26.220	15.896	31.994	33.369	239.9
7	1'45.393	26.049	15.679	30.997	32.668	241.5	7	1'46.212	26.333	15.804	31.484	32.591	241.7
8	1'45.651	26.152	15.728	31.103	32.668	241.3	8	12'25.055 P	26.255	15.849	31.544	1'11.407	235.3
9	9'04.787 P	26.067	15.796	31.380	7'51.544	240.5	9	2'07.438	36.255	21.688	36.434	33.061	118.4
10	1'49.102	29.766	15.726	31.097	32.513	243.4	10	1'46.952	26.385	15.822	31.815	32.930	238.7
11	1'45.539	26.142	15.685	31.087	32.625	242.5	11	6'01.909 P	26.223	15.716	31.540	4'48.430	238.9
12	1'45.459	26.119	15.682	31.072	32.586	243.2	12	1'56.147	34.497	16.138	32.500	33.012	239.3
13	1'49.554	26.195	15.792	35.188	32.379	243.9	13	1'46.542	26.436	15.894	31.521	32.691	240.0
14	1'44.926	26.004	15.592	31.005	32.325	246.0	14	1'46.664	26.283	15.925	31.649	32.807	237.6
PIT 26.207 15.655 33.834 245.1							PIT 26.306 15.896 33.916 239.0						
<b>27th 70 Robin MULHAUSER</b> CarXpert Interwetten SWI							<b>30th 42 Federico FULIGNI</b> Team Ciatti ITA						
Runs=3 Total laps=19 Full laps=14							Runs=3 Total laps=18 Full laps=13						
1	2'12.390	49.400	16.419	32.871	33.700	241.0	1	2'41.039	1'18.238	16.473	32.783	33.545	240.4
2	1'47.847	26.654	15.910	32.114	33.169	244.9	2	1'47.757	27.203	15.855	31.781	32.918	243.1
3	1'46.736	26.468	15.901	31.620	32.747	245.5	3	1'46.543	26.651	15.611	31.536	32.745	243.5
4	1'46.555	26.353	15.693	31.602	32.907	245.0	4	1'47.184	26.492	15.803	31.933	32.956	241.5
5	1'46.200	26.347	15.647	31.416	32.790	245.5	5	1'46.823	26.648	15.761	31.643	32.771	240.0
6	9'02.524 P	26.866	15.814	31.981	7'47.863	244.6	6	1'46.705	26.419	15.747	31.674	32.865	242.2
7	1'55.768	34.719	15.928	32.110	33.011	243.2	7	9'27.663 P	28.775	16.153	32.358	8'10.377	238.4
8	1'46.030	26.344	15.600	31.487	32.599	244.6	8	1'58.574	34.820	17.922	32.590	33.242	238.9
9	1'46.150	26.360	15.675	31.439	32.676	244.7	9	1'46.998	26.746	15.831	31.609	32.812	239.8
10	1'46.327	26.503	15.641	31.514	32.669	245.2	10	7'14.054 P	1'09.780	18.939	38.592	5'06.743	165.3
11	1'51.692	26.254	15.609	36.989	32.840	245.7	11	1'59.049	36.796	16.479	32.406	33.368	240.1
12	1'46.033	26.226	15.676	31.403	32.728	246.5	12	1'47.915	26.861	15.942	31.949	33.163	241.5
13	1'45.659	26.115	15.536	31.265	32.743	246.1	13	1'47.127	26.625	15.869	31.862	32.771	241.3
14	1'50.535	28.555	16.410	32.699	32.871	202.6	14	1'47.053	26.858	15.753	31.703	32.739	243.4
15	1'45.671	26.053	15.556	31.336	32.726	246.8	15	1'46.479	26.646	15.690	31.459	32.684	243.9
16	4'59.291 P	26.212	15.992	32.036	3'45.051	240.8	16	1'46.780	26.483	15.724	31.750	32.823	242.3
17	1'56.439	32.416	15.784	32.464	35.775	244.7	17	1'46.849	26.428	15.874	31.665	32.882	241.9
18	1'46.034	26.203	15.673	31.448	32.710	245.2	18	1'46.598	26.462	15.849	31.501	32.786	242.0
19	1'45.546	26.068	15.573	31.348	32.557	246.9							
<b>28th 33 Alessandro TONUC</b> Tasca Racing Scuderi ITA													
Runs=3 Total laps=18 Full laps=13													
1	2'34.300	1'10.202	16.624	33.537	33.937	240.0							
2	1'49.910	28.631	15.977	32.158	33.144	242.4							
3	1'47.401	26.683	15.808	32.105	32.805	244.2							
4	1'46.793	26.652	15.794	31.642	32.705	241.8							
5	1'46.730	26.516	15.707	31.612	32.895	244.7							
6	1'46.532	26.685	15.693	31.462	32.692	244.5							
7	1'46.232	26.502	15.658	31.475	32.597	242.3							
8	1'46.883	26.505	15.729	31.783	32.866	241.8							
9	11'47.423 P	28.224	16.862	34.231	10'28.106	216.1							

**Fastest Lap:** Takaaki NAKAGAMI IDEMITSU Honda Te JPN 1'42.642 25.372 15.290 30.393 31.587

These data/results cannot be reproduced, stored and/or transmitted in whole or in part by any manner of electronic, mechanical, photocopying, recording, broadcasting or otherwise now known or herein after developed without the previous express consent by the copyright owner, except for reproduction in daily press and regular printed publications on sale to the public within 60 days of the event related to those data/results and always provided that copyright symbol appears together as follows below.  
© DORNA, 2016



Circuito de Jerez



4423 m.

Results and timing service provided by TISSOT

Moto2

## GRAN PREMIO RED BULL DE ESPAÑA

## Free Practice Nr. 1

## Best Partial Times

IT Ideal Lap Time, sum of the best partial times

BT Best Lap Time

T1		T2		T3		T4				IT	BT	
Pos	Rider	Time	Rider	Time	Rider	Time	Rider	Time	Pos	Rider	IT	BT
1	T.NAKAGAMI	25.372	L.BALDASSARRI	15.280	L.BALDASSARRI	30.373	T.NAKAGAMI	31.587	1	T.NAKAGAMI	1'42.632	1'42.642 (1)
2	L.BALDASSARRI	25.389	T.NAKAGAMI	15.280	T.NAKAGAMI	30.393	L.BALDASSARRI	31.763	2	L.BALDASSARRI	1'42.805	1'42.805 (2)
3	A.PONS	25.513	T.LUTHI	15.319	S.CORSI	30.514	S.CORSI	31.768	3	S.CORSI	1'43.366	1'43.366 (3)
4	X.SIMEON	25.658	J.ZARCO	15.322	X.SIMEON	30.605	S.LOWES	31.808	4	S.LOWES	1'43.474	1'43.651 (4)
5	S.CORSI	25.660	J.FOLGER	15.326	A.PONS	30.628	A.MARQUEZ	31.831	5	T.LUTHI	1'43.600	1'43.716 (8)
6	S.LOWES	25.684	R.WILAIROT	15.328	S.LOWES	30.638	T.LUTHI	31.845	6	D.KENT	1'43.604	1'43.678 (7)
7	D.AEGERTER	25.718	D.KENT	15.343	D.KENT	30.638	D.KENT	31.883	7	A.PONS	1'43.608	1'43.737 (9)
8	J.ZARCO	25.725	S.LOWES	15.344	T.LUTHI	30.660	J.FOLGER	31.892	8	J.ZARCO	1'43.622	1'43.651 (5)
9	D.KENT	25.740	E.PONS	15.355	J.ZARCO	30.676	J.ZARCO	31.899	9	X.SIMEON	1'43.628	1'43.798 (10)
10	J.FOLGER	25.740	H.SYHRIN	15.358	J.FOLGER	30.685	L.MARINI	31.911	10	J.FOLGER	1'43.643	1'43.670 (6)
11	L.MARINI	25.750	A.MARQUEZ	15.379	S.CORTESE	30.717	S.CORTESE	31.919	11	A.MARQUEZ	1'43.825	1'43.966 (11)
12	A.MARQUEZ	25.765	S.CORTESE	15.384	D.AEGERTER	30.749	X.SIMEON	31.919	12	D.AEGERTER	1'43.878	1'44.042 (12)
13	T.LUTHI	25.776	D.AEGERTER	15.395	E.PONS	30.814	H.SYHRIN	31.958	13	S.CORTESE	1'43.904	1'44.063 (13)
14	A.RINS	25.778	M.OLIVEIRA	15.405	M.SCHROTTER	30.819	A.RINS	32.016	14	H.SYHRIN	1'44.034	1'44.135 (14)
15	R.WILAIROT	25.796	J.RAFFIN	15.416	R.WILAIROT	30.833	D.AEGERTER	32.016	15	R.WILAIROT	1'44.042	1'44.475 (17)
16	L.SALOM	25.799	S.CORSI	15.424	A.RINS	30.835	A.PONS	32.021	16	A.RINS	1'44.055	1'44.234 (15)
17	E.PONS	25.813	A.RINS	15.426	A.MARQUEZ	30.850	M.SCHROTTER	32.061	17	M.SCHROTTE	1'44.159	1'44.377 (16)
18	M.SCHROTTER	25.830	L.SALOM	15.435	H.SYHRIN	30.859	F.MORBIDELLI	32.070	18	L.MARINI	1'44.258	1'44.533 (20)
19	X.VIERGE	25.851	X.SIMEON	15.446	F.MORBIDELLI	30.884	L.SALOM	32.072	19	L.SALOM	1'44.331	1'44.550 (22)
20	H.SYHRIN	25.859	A.PONS	15.446	X.VIERGE	30.914	R.WILAIROT	32.085	20	E.PONS	1'44.333	1'44.688 (23)
21	S.CORTESE	25.884	M.SCHROTTER	15.449	M.OLIVEIRA	30.963	M.PASINI	32.100	21	X.VIERGE	1'44.348	1'44.494 (18)
22	J.RAFFIN	25.891	X.VIERGE	15.451	L.MARINI	30.972	X.VIERGE	32.132	22	F.MORBIDELLI	1'44.351	1'44.500 (19)
23	M.OLIVEIRA	25.915	F.MORBIDELLI	15.471	J.SIMON	30.997	M.OLIVEIRA	32.153	23	M.OLIVEIRA	1'44.436	1'44.539 (21)
24	F.MORBIDELLI	25.926	M.PASINI	15.477	L.SALOM	31.025	J.RAFFIN	32.315	24	M.PASINI	1'44.600	1'44.759 (24)

These data/results cannot be reproduced, stored and/or transmitted in whole or in part by any manner of electronic, mechanical, photocopying, recording, broadcasting or otherwise now known or herein after developed without the previous express consent by the copyright owner, except for reproduction in daily press and regular printed publications on sale to the public within 60 days of the event related to those data/results and always provided that copyright symbol appears together as follows below.

© DORNA, 2016


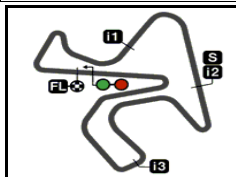
Official MotoGP Timing by TISSOT

www.motogp.com

moto2™



Circuito de Jerez

Results and timing service provided by  **TISSOT**

4423 m.

**GRAN PREMIO RED BULL DE ESPAÑA****Free Practice Nr. 1****Best Partial Times****Moto2***IT* Ideal Lap Time, sum of the best partial times*BT* Best Lap Time

<b>T1</b>		<b>T2</b>		<b>T3</b>		<b>T4</b>				<b>IT</b>	<b>BT</b>	
<i>Pos</i>	<i>Rider</i>	<i>Time</i>	<i>Rider</i>	<i>Time</i>	<i>Rider</i>	<i>Time</i>	<i>Rider</i>	<i>Time</i>	<i>Pos</i>	<i>Rider</i>		
25	M.PASINI	25.982	R.MULHAUSER	15.536	J.RAFFIN	31.039	J.SIMON	32.325	25	<b>J.RAFFIN</b>	1'44.661	1'44.907 (25)
26	<b>J.SIMON</b>	<b>26.004</b>	<b>A.TONUCCI</b>	<b>15.590</b>	<b>M.PASINI</b>	<b>31.041</b>	<b>A.TONUCCI</b>	<b>32.331</b>	26	<b>J.SIMON</b>	1'44.918	1'44.926 (26)
27	R.MULHAUSER	26.053	J.SIMON	15.592	A.TONUCCI	31.192	E.PONS	32.351	27	<b>A.TONUCCI</b>	1'45.169	1'45.621 (28)
28	<b>A.TONUCCI</b>	<b>26.056</b>	<b>F.FULIGNI</b>	<b>15.611</b>	<b>R.MULHAUSER</b>	<b>31.265</b>	<b>R.MULHAUSER</b>	<b>32.557</b>	28	<b>R.MULHAUSE</b>	1'45.411	1'45.546 (27)
29	I.VIÑALES	26.220	L.MARINI	15.625	I.VIÑALES	31.282	I.VIÑALES	32.591	29	<b>I.VIÑALES</b>	1'45.780	1'46.050 (29)
30	<b>F.FULIGNI</b>	<b>26.419</b>	<b>I.VIÑALES</b>	<b>15.687</b>	<b>F.FULIGNI</b>	<b>31.459</b>	<b>F.FULIGNI</b>	<b>32.684</b>	30	<b>F.FULIGNI</b>	1'46.173	1'46.479 (30)

These data/results cannot be reproduced, stored and/or transmitted in whole or in part by any manner of electronic, mechanical, photocopying, recording, broadcasting or otherwise now known or herein after developed without the previous express consent by the copyright owner, except for reproduction in daily press and regular printed publications on sale to the public within 60 days of the event related to those data/results and always provided that copyright symbol appears together as follows below.

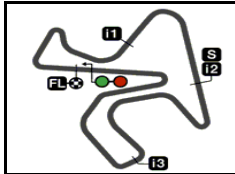
© DORNA, 2016

Official MotoGP Timing by **TISSOT**

www.motogp.com

moto2™






4423 m.

## GRAN PREMIO RED BULL DE ESPAÑA

## Free Practice Nr. 1

## Fastest Laps Sequence

<i>Practice Time</i>	 <i>Rider</i>	<i>Nation</i>	<i>Motorcycle</i>	<i>Time</i>	<i>Km/h</i>	<i>Rider's Lap</i>
3'44.312	77 <b>Dominique AEGERTER</b>	SWI	KALEX	<b>1'46.220</b>	149.9	2
4'04.620	12 <b>Thomas LUTHI</b>	SWI	KALEX	<b>1'44.664</b>	152.1	2
5'26.261	94 <b>Jonas FOLGER</b>	GER	KALEX	<b>1'44.292</b>	152.6	2
5'48.710	12 <b>Thomas LUTHI</b>	SWI	KALEX	<b>1'44.090</b>	152.9	3
6'50.731	22 <b>Sam LOWES</b>	GBR	KALEX	<b>1'44.007</b>	153.0	3
8'53.943	94 <b>Jonas FOLGER</b>	GER	KALEX	<b>1'43.670</b>	153.5	4
31'31.879	7 <b>Lorenzo BALDASSARRI</b>	ITA	KALEX	<b>1'43.633</b>	153.6	14
40'48.650	24 <b>Simone CORSI</b>	ITA	SPEED UP	<b>1'43.366</b>	154.0	18
40'55.373	30 <b>Takaaki NAKAGAMI</b>	JPN	KALEX	<b>1'43.143</b>	154.3	16
41'05.920	7 <b>Lorenzo BALDASSARRI</b>	ITA	KALEX	<b>1'43.064</b>	154.4	18
42'38.128	30 <b>Takaaki NAKAGAMI</b>	JPN	KALEX	<b>1'42.755</b>	154.9	17
44'20.770	30 <b>Takaaki NAKAGAMI</b>	JPN	KALEX	<b>1'42.642</b>	155.1	18

These data/results cannot be reproduced, stored and/or transmitted in whole or in part by any manner of electronic, mechanical, photocopying, recording, broadcasting or otherwise now known or herein after developed without the previous express consent by the copyright owner, except for reproduction in daily press and regular printed publications on sale to the public within 60 days of the event related to those data/results and always provided that copyright symbol appears together as follows below.

© DORNA, 2016

Official MotoGP Timing by TISSOT  
www.motogp.com

Jerez de la Frontera, Friday, April 22, 2016

