


4423 m.

GRAN PREMIO RED BULL DE ESPAÑA

Free Practice Nr. 1

Classification

3

	Rider	Nation	Team	Motorcycle	Time	Lap Total	Gap	Top Speed
1	99 Jorge LORENZO	SPA	Movistar Yamaha MotoGP	YAMAHA	1'40.270	14 16		288.4
2	8 Hector BARBERA	SPA	Avintia Racing	DUCATI	1'40.527	16 18	0.257 0.257	290.0
3	46 Valentino ROSSI	ITA	Movistar Yamaha MotoGP	YAMAHA	1'40.676	21 21	0.406 0.149	289.7
4	26 Dani PEDROSA	SPA	Repsol Honda Team	HONDA	1'40.823	16 19	0.553 0.147	289.5
5	93 Marc MARQUEZ	SPA	Repsol Honda Team	HONDA	1'40.838	12 20	0.568 0.015	288.6
6	25 Maverick VIÑALES	SPA	Team SUZUKI ECSTAR	SUZUKI	1'40.925	21 21	0.655 0.087	286.3
7	41 Aleix ESPARGARO	SPA	Team SUZUKI ECSTAR	SUZUKI	1'40.995	16 18	0.725 0.070	283.5
8	68 Yonny HERNANDEZ	COL	Aspar Team MotoGP	DUCATI	1'41.208	16 18	0.938 0.213	286.5
9	4 Andrea DOVIZIOSO	ITA	Ducati Team	DUCATI	1'41.380	12 16	1.110 0.172	293.7
10	35 Cal CRUTCHLOW	GBR	LCR Honda	HONDA	1'41.466	19 19	1.196 0.086	286.3
11	29 Andrea IANNONE	ITA	Ducati Team	DUCATI	1'41.648	7 18	1.378 0.182	293.7
12	44 Pol ESPARGARO	SPA	Monster Yamaha Tech 3	YAMAHA	1'41.815	18 19	1.545 0.167	288.5
13	76 Loris BAZ	FRA	Avintia Racing	DUCATI	1'41.947	16 16	1.677 0.132	285.2
14	45 Scott REDDING	GBR	OCTO Pramac Yakhnich	DUCATI	1'42.029	16 18	1.759 0.082	289.1
15	6 Stefan BRADL	GER	Aprilia Racing Team Gresini	APRILIA	1'42.132	12 18	1.862 0.103	286.3
16	19 Alvaro BAUTISTA	SPA	Aprilia Racing Team Gresini	APRILIA	1'42.140	16 17	1.870 0.008	283.0
17	50 Eugene LAVERTY	IRL	Aspar Team MotoGP	DUCATI	1'42.210	10 18	1.940 0.070	288.5
18	38 Bradley SMITH	GBR	Monster Yamaha Tech 3	YAMAHA	1'42.279	19 20	2.009 0.069	286.7
19	51 Michele PIRRO	ITA	OCTO Pramac Yakhnich	DUCATI	1'42.576	16 19	2.306 0.297	287.2
20	53 Tito RABAT	SPA	Estrella Galicia 0,0 Marc VDS	HONDA	1'43.050	20 22	2.780 0.474	281.1
21	43 Jack MILLER	AUS	Estrella Galicia 0,0 Marc VDS	HONDA	1'43.130	14 16	2.860 0.080	282.0

Practice condition: Dry

Air: 18°

Humidity: 64%

Ground: 21°

Fastest Lap:	Lap: 14	Jorge LORENZO	1'40.270	158.7 Km/h
Circuit Record Lap:	2015	Jorge LORENZO	1'38.735	161.2 Km/h
Circuit Best Lap:	2015	Jorge LORENZO	1'37.910	162.6 Km/h

The results are provisional until the end of the limit for protest and appeals.

Time limit for protest expires 30' after publication of the results - Mr. Time:

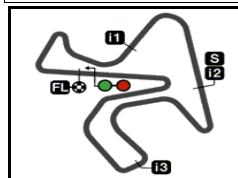
These data/results cannot be reproduced, stored and/or transmitted in whole or in part by any manner of electronic, mechanical, photocopying, recording, broadcasting or otherwise now known or herein after developed without the previous express consent by the copyright owner, except for reproduction in daily press and regular printed publications on sale to the public within 60 days of the event related to those data/results and always provided that copyright symbol appears together as follows below.

© DORNA, 2016

Official MotoGP Timing by TISSOT
www.motogp.com

Jerez de la Frontera, Friday, April 22, 2016





4423 m.

GRAN PREMIO RED BULL DE ESPAÑA

Free Practice Nr. 1

Top Speed & Average

4



Rider	Nation	Motorcycle	Top 5 speeds					Average	Top
4 Andrea DOVIZIOSO	ITA	DUCATI	293.7	293.3	293.0	292.0	291.4	292.5	293.7
29 Andrea IANNONE	ITA	DUCATI	293.7	293.2	292.2	292.1	291.9	292.5	293.7
8 Hector BARBERA	SPA	DUCATI	290.0	289.9	289.7	289.5	289.3	289.7	290.0
46 Valentino ROSSI	ITA	YAMAHA	289.7	286.2	286.0	285.6	285.6	286.6	289.7
26 Dani PEDROSA	SPA	HONDA	289.5	289.4	289.0	286.7	286.6	288.2	289.5
45 Scott REDDING	GBR	DUCATI	289.1	288.7	287.7	287.6	287.2	288.1	289.1
93 Marc MARQUEZ	SPA	HONDA	288.6	288.3	287.5	287.1	287.0	287.7	288.6
44 Poi ESPARGARO	SPA	YAMAHA	288.5	287.8	287.7	287.5	286.0	287.5	288.5
50 Eugene LAVERTY	IRL	DUCATI	288.5	288.4	287.8	287.6	287.6	288.0	288.5
99 Jorge LORENZO	SPA	YAMAHA	288.4	288.3	288.2	286.8	285.9	287.5	288.4
51 Michele PIRRO	ITA	DUCATI	287.2	286.7	286.5	286.4	286.2	286.6	287.2
38 Bradley SMITH	GBR	YAMAHA	286.7	286.1	285.7	285.7	285.6	286.0	286.7
68 Yonny HERNANDEZ	COL	DUCATI	286.5	285.8	284.8	284.8	284.7	285.2	286.5
6 Stefan BRADL	GER	APRILIA	286.3	284.6	283.7	282.5	282.2	283.9	286.3
35 Cal CRUTCHLOW	GBR	HONDA	286.3	285.7	284.8	284.5	284.2	285.1	286.3
25 Maverick VIÑALES	SPA	SUZUKI	286.3	284.9	284.9	284.1	284.1	284.9	286.3
76 Loris BAZ	FRA	DUCATI	285.2	283.7	282.7	282.6	282.5	283.3	285.2
41 Aleix ESPARGARO	SPA	SUZUKI	283.5	282.8	282.4	282.1	281.4	282.4	283.5
19 Alvaro BAUTISTA	SPA	APRILIA	283.0	282.1	281.9	281.9	281.4	282.1	283.0
43 Jack MILLER	AUS	HONDA	282.0	281.4	281.1	280.0	279.6	280.8	282.0
53 Tito RABAT	SPA	HONDA	281.1	280.1	279.9	279.6	279.5	280.0	281.1

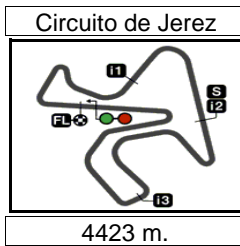
These data/results cannot be reproduced, stored and/or transmitted in whole or in part by any manner of electronic, mechanical, photocopying, recording, broadcasting or otherwise now known or herein after developed without the previous express consent by the copyright owner, except for reproduction in daily press and regular printed publications on sale to the public within 60 days of the event related to those data/results and always provided that copyright symbol appears together as follows below.

© DORNA, 2016

Official MotoGP Timing by TISSOT
www.motogp.com



Jerez de la Frontera, Friday, April 22, 2016



Results and timing service provided by TISSOT

MotoGP

GRAN PREMIO RED BULL DE ESPAÑA

Free Practice Nr. 1

Chronological Analysis of Performances

5

* Lap / Sector time cancelled T1 Time from finish line to 1st intermediate T3 Time from 2nd intermed. to 3rd intermed.
P Crossing the finish line in pit lane T2 Time from 1st intermed. to 2nd intermed. T4 Time from 3rd intermediate to finish line

Lap	Lap Time	T1	T2	T3	T4	Speed	Lap	Lap Time	T1	T2	T3	T4	Speed
1st	99	Jorge LORENZO			Movistar Yamaha Mot SPA		4	1'42.144	25.277	14.671	30.713	31.483	286.0
		Runs=3	Total laps=16	Full laps=11			5	1'42.187	25.629	14.812	30.584	31.162	289.7
1	1'56.623	34.691	15.772	33.001	33.159	273.5	6	1'47.273	28.200	15.234	31.903	31.936	282.6
2	1'45.738	26.837	15.182	31.813	31.906	283.6	7	1'40.977	25.232	14.762	30.203	30.780	286.2
3	1'42.853	25.793	14.820	30.862	31.378	284.7	8	6'43.951 P	25.119	15.378	32.342	5'31.112	262.7
4	1'41.799	25.581	14.729	30.538	30.951	288.3	9	1'53.983	35.556	15.380	31.421	31.626	277.6
5	1'41.260	25.291	14.658	30.501	30.810	285.8	10	1'41.302	25.591	14.742	30.146	30.823	282.8
6	12'12.258 P	25.158	14.652	31.668	1'00.780	284.0	11	1'40.677	25.294	14.641	29.986	30.756	282.4
7	2'03.737	44.132	17.033	31.333	31.239	281.3	12	1'40.704	25.146	14.689	30.064	30.805	284.0
8	1'41.814	25.651	14.679	30.479	31.005	288.4	13	1'41.511	25.548	14.781	30.198	30.984	281.9
9	1'41.276	25.359	14.679	30.346	30.892	285.9	14	1'40.864	25.265	14.621	30.153	30.825	284.3
10	9'08.538 P	25.163	14.737	30.237	7'58.401	286.8	15	6'22.475 P	25.239	14.719	30.034	5'12.483	281.9
11	1'47.333	30.291	15.080	30.800	31.162	283.0	16	1'53.716	35.752	15.472	31.120	31.372	277.5
12	1'40.893	25.316	14.686	30.193	30.698	285.7	17	1'41.308	25.485	14.769	30.141	30.913	283.3
13	1'40.812	25.256	14.679	30.187	30.690	284.8	18	1'40.811	25.206	14.688	30.009	30.908	284.2
14	1'40.270	25.125	14.640	29.991	30.514	288.2	19	1'41.125	25.212	14.796	30.195	30.922	281.3
15	1'44.654	25.185	14.651	32.328	32.490	283.9	20	1'40.889	25.223	14.746	30.092	30.828	284.9
16	1'40.800	25.227	14.670	30.075	30.828	284.5	21	1'40.676	25.250	14.649	30.002	30.775	285.6

2nd	8	Hector BARBERA			Avintia Racing SPA		4th	26	Dani PEDROSA			Repsol Honda Team SPA	
		Runs=3	Total laps=19	Full laps=14				Runs=3	Total laps=19	Full laps=14			
1	2'05.073	44.249	15.397	32.959	32.468	286.1	1	2'23.931	59.670	16.594	33.988	33.679	244.5
2	1'44.216	26.417	14.891	31.221	31.687	288.4	2	1'46.136	27.219	15.384	31.540	31.993	265.6
3	1'42.712	25.659	14.729	31.081	31.243	289.7	3	1'43.491	26.075	14.881	30.943	31.592	285.7
4	1'42.038	25.457	14.754	30.640	31.187	286.2	4	1'43.005	25.660	14.995	30.656	31.694	286.6
5	1'41.827	25.404	14.669	30.555	31.199	289.9	5	1'42.680	25.589	14.930	30.689	31.472	286.3
6	1'41.499	25.382	14.753	30.394	30.970	288.2	6	1'41.908	25.332	14.799	30.480	31.297	286.7
7	1'41.130	25.238	14.761	30.202	30.929	287.2	7	9'11.347 P	29.209	17.294	32.379	7'52.465	266.4
8	1'40.936	25.207	14.773	30.100	30.856	287.9	8	1'54.882	35.402	15.529	31.861	32.090	275.9
9	7'09.074 P	26.209	15.139	31.969	5'55.757	282.5	9	1'42.812	25.722	14.912	30.560	31.618	286.4
10	7'41.712 P	30.582	16.090	32.985	6'22.055	258.9	10	1'41.953	25.329	14.803	30.510	31.311	286.4
11	1'50.478	29.317	14.988	33.604	32.569	286.4	11	1'42.191	25.553	14.823	30.572	31.243	284.4
12	1'40.806	25.289	14.631	30.137	30.749	289.3	12	1'41.354	25.371	14.771	30.216	30.996	284.2
13	1'40.996	25.385	14.673	30.105	30.833	287.9	13	7'05.605 P	27.926	17.154	31.738	5'48.787	267.9
14	1'41.003	25.290	14.704	30.239	30.770	288.3	14	1'54.106	35.297	15.405	31.402	32.002	275.7
15	1'41.086	25.345	14.728	30.191	30.822	288.2	15	1'43.511	25.710	14.965	31.668	31.168	283.9
16	1'40.527	25.073	14.630	30.054	30.770	290.0	16	1'40.823	25.217	14.613	30.044	30.949	289.5
17	1'40.732	25.137	14.595	30.257	30.743	289.5	17	1'40.935	25.112	14.668	30.234	30.921	289.4
18	1'40.747	25.119	14.621	30.129	30.878	289.2	18	1'44.700	26.761	15.674	30.782	31.483	245.1
	PIT	29.235	15.557	31.818		267.9	19	1'41.322	25.322	14.730	30.053	31.217	289.0

3rd	46	Valentino ROSSI			Movistar Yamaha Mot ITA		5th	93	Marc MARQUEZ			Repsol Honda Team SPA	
		Runs=3	Total laps=21	Full laps=16				Runs=3	Total laps=20	Full laps=15			
1	2'33.931	1'10.935	16.576	33.468	32.952	257.5	1	2'24.907	59.900	16.630	34.700	33.677	255.9
2	1'44.162	26.460	14.948	31.332	31.422	284.6	2	1'44.225	26.305	15.183	31.167	31.570	284.2
3	1'41.908	25.765	14.701	30.571	30.871	285.6	3	1'42.243	25.583	14.925	30.578	31.157	288.6

Fastest Lap: Jorge LORENZO Movistar Yamaha Mot SPA **1'40.270** 25.125 14.640 29.991 30.514

These data/results cannot be reproduced, stored and/or transmitted in whole or in part by any manner of electronic, mechanical, photocopying, recording, broadcasting or otherwise now known or herein after developed without the previous express consent by the copyright owner, except for reproduction in daily press and regular printed publications on sale to the public within 60 days of the event related to those data/results and always provided that copyright symbol appears together as follows below.
© DORNA, 2016



Free Practice Nr. 1

MotoGP

Lap	Lap Time	T1	T2	T3	T4	Speed	Lap	Lap Time	T1	T2	T3	T4	Speed
4	1'41.482	25.234	14.776	30.390	31.082	288.3	13	1'54.729	34.142	15.521	32.224	32.842	276.3
5	1'51.187	25.384	15.044	30.684	40.075	287.1	14	1'41.606	25.632	14.819	30.365	30.790	281.3
6	1'45.436	26.161	15.041	32.375	31.859	284.4	15	1'41.105	25.361	14.780	30.177	30.787	281.4
7	1'40.944	25.216	14.758	30.002	30.968	287.5	16	1'40.995	25.278	14.770	30.140	30.807	283.5
8	8'07.670 P	26.538	16.010	32.252	6'52.870	256.5	17	1'52.055	32.132	15.376	31.290	33.257	269.0
9	1'53.067	34.420	15.429	31.522	31.696	281.7	18	1'41.536	25.542	14.831	30.365	30.798	282.4
10	1'42.155	25.377	14.980	30.488	31.310	283.0	8th 68 Yonny HERNANDE Aspar Team MotoGP COL						
11	1'41.038	25.182	14.803	29.991	31.062	284.7	Runs=3 Total laps=18 Full laps=13						
12	1'40.838	24.982	14.842	30.004	31.010	284.2	1	2'20.713	57.061	16.620	33.858	33.174	278.6
13	6'11.946 P	25.921	15.397	31.854	4'58.774	267.1	2	1'46.314	26.500	15.225	32.327	32.262	284.8
14	1'56.165	37.529	15.517	30.977	32.142	279.1	3	1'43.119	25.759	15.016	30.811	31.533	285.8
15	1'41.474	25.323	14.904	30.135	31.112	283.3	4	1'42.449	25.656	15.058	30.531	31.204	284.2
16	1'46.766	28.979	15.309	30.787	31.691	280.2	5	1'42.308	25.606	14.976	30.559	31.167	284.8
17	1'41.628	25.332	14.891	30.130	31.275	284.8	6	1'41.792	25.337	14.899	30.405	31.151	284.6
18	1'49.669	27.329	15.467	35.210	31.663	279.0	7	1'41.821	25.469	14.976	30.221	31.155	282.5
19	1'41.111	25.296	14.796	30.074	30.945	283.8	8	1'42.635	25.593	14.918	30.652	31.472	284.7
20	1'43.692	26.951	14.733	30.712	31.296	287.0	9	12'02.028 P	27.442	15.034	30.754	0'48.798	283.8
6th 25 Maverick VIÑALES Team SUZUKI ECST SPA							10	1'51.931	30.581	15.293	31.329	34.728	281.9
Runs=4 Total laps=21 Full laps=14							11	1'41.746	25.503	14.777	30.324	31.142	284.3
1	2'35.604	1'09.161	16.746	33.712	35.985	265.6	12	1'42.289	25.383	14.854	30.615	31.437	283.9
2	1'47.964	26.599	15.188	31.871	34.306	284.9	13	6'19.214 P	25.745	15.059	33.590	5'04.820	281.9
3	1'43.873	25.832	15.085	31.268	31.688	284.9	14	1'54.859	31.593	15.241	31.008	37.017	281.4
4	1'43.191	25.768	15.093	30.922	31.408	283.3	15	1'41.418	25.444	14.713	30.369	30.892	286.5
5	1'42.589	25.611	14.933	30.752	31.293	281.9	16	1'41.208	25.211	14.814	30.281	30.902	284.1
6	1'42.444	25.695	14.840	30.669	31.240	284.1	17	1'42.088	25.550	14.876	30.382	31.280	284.7
7	4'05.775 P	28.529	15.710	31.970	2'49.566	280.3	18	1'44.976	26.857	15.195	31.258	31.666	281.6
8	1'53.020	33.120	15.808	31.970	32.122	281.6	9th 4 Andrea DOVIZIOSO Ducati Team ITA						
9	1'43.301	25.797	14.931	30.932	31.641	283.3	Runs=3 Total laps=16 Full laps=11						
10	3'53.526 P	25.649	14.863	30.694	2'42.320	286.3	1	2'21.338	58.858	16.349	33.510	32.621	265.1
11	1'51.864	34.103	15.200	30.932	31.629	282.2	2	1'44.337	26.662	14.862	31.273	31.540	293.3
12	1'41.660	25.515	14.751	30.357	31.037	283.8	3	1'42.535	25.698	14.885	30.683	31.269	292.0
13	1'41.278	25.334	14.707	30.290	30.947	283.2	4	1'41.845	25.621	14.704	30.442	31.078	293.7
14	1'41.379	25.301	14.701	30.336	31.041	283.4	5	1'41.495	25.350	14.691	30.403	31.051	293.0
15	5'53.840 P	29.022	15.902	32.525	4'36.391	255.3	6	10'12.939 P	27.219	16.044	32.061	8'57.615	236.7
16	1'48.691	30.557	15.476	31.149	31.509	276.9	7	1'51.543	32.633	15.312	31.826	31.772	282.7
17	1'41.425	25.282	14.811	30.369	30.963	283.3	8	1'42.920	25.689	14.809	30.775	31.647	291.4
18	1'41.267	25.218	14.679	30.292	31.078	282.8	9	1'41.598	25.369	14.725	30.409	31.095	290.7
19	1'41.320	25.205	14.677	30.384	31.054	284.0	10	1'41.505	25.362	14.716	30.420	31.007	290.6
20	1'41.157	25.228	14.652	30.335	30.942	284.1	11	1'44.542	25.396	14.719	30.335	34.092	291.4
21	1'40.925	25.137	14.727	30.110	30.951	283.7	12	1'41.380	25.375	14.682	30.396	30.927	290.9
7th 41 Aleix ESPARGARO Team SUZUKI ECST SPA							13	10'28.504 P	25.913	15.332	32.000	9'15.259	269.3
Runs=4 Total laps=18 Full laps=11							14	1'49.218	31.166	15.151	31.350	31.551	288.0
1	2'33.631	1'10.982	16.058	33.514	33.077	276.3	15	1'42.022	25.476	14.773	30.491	31.282	289.9
2	1'44.294	26.248	15.094	31.427	31.525	282.1	16	1'41.563	25.450	14.753	30.393	30.967	287.9
3	1'42.556	25.600	14.952	30.984	31.020	280.3	10th 35 Cal CRUTCHLOW LCR Honda GBR						
4	7'01.654 P	25.690	15.787	32.638	5'47.539	236.3	Runs=3 Total laps=19 Full laps=14						
5	1'50.454	31.830	15.385	31.728	31.511	280.8	1	2'19.828	50.107	18.803	35.601	35.317	223.3
6	1'42.433	25.563	15.012	30.609	31.249	279.6	2	1'53.975	30.079	17.546	33.200	33.150	239.7
7	1'41.582	25.408	14.919	30.311	30.944	280.8	3	1'44.867	26.323	15.113	31.529	31.902	280.3
8	1'41.297	25.247	14.764	30.352	30.934	282.8	4	1'43.329	25.775	14.965	31.103	31.486	281.0
9	7'35.989 P	27.135	15.340	32.101	6'21.413	271.9	5	1'43.717	25.528	14.978	31.437	31.774	283.8
10	1'49.467	32.190	15.253	30.870	31.154	277.3	6	1'42.582	25.408	14.960	31.022	31.192	285.7
11	1'41.355	25.344	14.867	30.275	30.869	280.4	7	1'48.829	25.401	15.093	35.987	32.348	281.3
12	4'57.227 P	28.302	15.330	31.374	3'42.221	271.2							

Fastest Lap: Jorge LORENZO Movistar Yamaha Mot SPA 1'40.270 25.125 14.640 29.991 30.514

These data/results cannot be reproduced, stored and/or transmitted in whole or in part by any manner of electronic, mechanical, photocopying, recording, broadcasting or otherwise now known or herein after developed without the previous express consent by the copyright owner, except for reproduction in daily press and regular printed publications on sale to the public within 60 days of the event related to those data/results and always provided that copyright symbol appears together as follows below.
© DORNA, 2016



Free Practice Nr. 1

MotoGP

Lap	Lap Time		T1	T2	T3	T4	Speed	Lap	Lap Time		T1	T2	T3	T4	Speed				
8	7'27.096	P	25.486	14.929	32.482	6'14.199	281.1	13th 76	Loris BAZ	Avintia Racing	FRA	Runs=3 Total laps=16 Full laps=11							
9	1'57.216		35.014	15.642	34.596	31.964	265.6					1	2'02.304		36.189	16.034	35.753	34.328	269.8
10	1'43.460		25.978	15.005	30.945	31.532	284.5					2	1'47.580		26.961	15.517	32.442	32.660	272.5
11	1'42.681		25.728	14.949	30.647	31.357	283.6					3	1'44.461		26.087	15.192	31.100	32.082	280.2
12	1'48.618		29.015	15.944	31.952	31.707	275.3					4	1'44.275		25.928	15.162	31.101	32.084	280.0
13	1'42.265		25.545	14.910	30.519	31.291	284.8					5	1'43.803		25.683	15.057	31.027	32.036	281.6
14	7'37.878	P	27.257	15.518	33.809	6'21.294	277.9					6	16'15.460	P	25.803	15.023	32.182	5'02.452	282.5
15	1'52.930		33.935	15.400	31.745	31.850	278.7					7	1'51.325		31.858	15.474	31.831	32.162	278.9
16	1'43.342		25.786	14.964	30.969	31.623	280.5					8	1'43.154		25.618	14.908	30.830	31.798	282.7
17	1'42.032		25.414	14.862	30.458	31.298	284.1					9	1'43.217		25.621	15.026	30.695	31.875	281.8
18	1'41.816		25.435	14.853	30.348	31.180	284.2					10	1'42.657		25.502	14.931	30.584	31.640	282.6
19	1'41.466		25.330	14.810	30.232	31.094	286.3					11	1'42.959		25.589	15.041	30.735	31.594	280.9
11th 29 Andrea IANNONE Ducati Team ITA												Runs=3 Total laps=18 Full laps=13							
1	2'34.863		1'10.354	17.034	34.116	33.359	249.9					12	4'06.501	P	27.113	14.848	30.620	2'53.920	283.7
2	1'45.480		26.599	15.219	31.764	31.898	287.0					13	1'49.909		31.777	15.329	30.977	31.826	276.8
3	1'43.634		25.992	14.880	31.065	31.697	292.2					14	1'43.561		25.439	14.897	30.415	32.810	280.5
4	1'43.341		25.822	14.869	31.037	31.613	291.4					15	1'46.061		27.156	15.356	31.842	31.707	280.5
5	1'42.897		25.762	14.885	30.955	31.295	289.4					16	1'41.947		25.403	14.743	30.432	31.369	285.2
6	1'42.517		25.485	14.755	30.893	31.384	293.2					14th 45 Scott REDDING OCTO Pramac Yakhn GBR							
7	1'41.648		25.341	14.676	30.605	31.026	293.7	Runs=3 Total laps=18 Full laps=13											
8	8'44.552	P	27.389	16.356	32.970	7'27.837	224.7	1	2'42.717		1'18.348	16.691	34.138	33.540	269.7				
9	2'04.149		35.620	15.864	33.099	39.566	277.6	2	1'45.654		26.566	15.288	31.856	31.944	286.5				
10	1'45.818		26.216	14.997	31.885	32.720	289.8	3	1'43.578		25.852	15.066	31.023	31.637	287.6				
11	1'47.981		27.693	16.699	32.208	31.381	199.2	4	1'42.980		25.725	14.960	30.780	31.515	288.7				
12	1'42.374		25.693	14.776	30.759	31.146	288.1	5	9'06.994	P	27.734	15.439	32.108	7'51.713	285.7				
13	8'26.461	P	25.755	14.813	31.406	7'14.487	291.9	6	1'51.880		32.249	15.503	31.884	32.244	284.9				
14	1'50.473		32.465	15.078	31.339	31.591	290.4	7	1'43.071		25.792	14.981	30.858	31.440	287.2				
15	1'42.716		25.938	14.840	30.802	31.136	291.9	8	1'42.361		25.622	14.921	30.480	31.338	289.1				
16	1'42.362		25.687	14.793	30.671	31.211	292.1	9	1'47.051		29.203	14.988	31.307	31.553	287.7				
17	1'42.146		25.509	14.820	30.705	31.112	289.2	10	1'42.076		25.448	14.864	30.547	31.217	287.0				
18	1'46.297		27.299	14.967	31.629	32.402	290.8	11	8'35.031	P	26.988	15.174	31.845	7'21.024	283.6				
12th 44 Poi ESPARGARO Monster Yamaha Tec SPA								Runs=3 Total laps=19 Full laps=14											
1	2'22.126		57.439	17.099	34.482	33.106	274.5	12	1'53.028		33.195	15.489	32.111	32.233	284.9				
2	1'48.274		28.704	15.893	31.783	31.894	248.1	13	1'42.903		25.711	14.974	30.839	31.379	286.7				
3	1'43.799		26.315	14.967	30.981	31.536	287.8	14	1'42.195		25.495	14.994	30.595	31.111	287.0				
4	1'42.951		25.651	14.949	30.902	31.449	287.7	15	1'42.062		25.438	14.912	30.595	31.117	286.9				
5	1'42.343		25.626	14.875	30.441	31.401	288.5	16	1'42.029		25.427	14.937	30.471	31.194	286.3				
6	1'41.914		25.378	14.899	30.396	31.241	285.3	17	1'45.741		26.231	15.525	31.641	32.344	281.8				
7	8'56.267	P	26.834	16.043	32.620	7'40.770	276.2	18	1'48.431		30.700	15.419	30.908	31.404	278.8				
8	1'58.727		35.652	16.654	32.883	33.538	271.8	15th 6 Stefan BRADL Aprilia Racing Team GER											
9	1'44.002		26.072	14.957	31.248	31.725	285.8	Runs=3 Total laps=18 Full laps=13											
10	1'49.076		25.700	14.900	33.469	35.007	286.0	1	2'25.185		1'00.297	16.477	34.524	33.887	246.9				
11	1'43.383		26.006	14.976	30.760	31.641	284.2	2	1'45.569		26.611	15.285	31.751	31.922	273.2				
12	1'42.652		25.611	14.975	30.469	31.597	284.5	3	1'43.855		26.127	14.957	31.174	31.597	270.5				
13	1'42.518		25.581	14.899	30.563	31.475	285.8	4	1'42.871		25.837	14.926	30.751	31.357	284.6				
14	1'42.742		25.844	14.928	30.545	31.425	285.7	5	1'42.612		25.706	14.795	30.660	31.451	286.3				
15	6'51.607	P	27.320	15.670	32.492	5'36.125	266.2	6	1'42.301		25.577	14.921	30.560	31.243	283.7				
16	1'47.786		30.383	15.051	30.847	31.505	285.1	7	10'31.230	P	26.979	15.864	33.519	9'14.868	266.3				
17	1'41.952		25.422	14.853	30.419	31.258	285.9	8	1'53.592		34.292	15.535	31.896	31.869	274.3				
18	1'41.815		25.382	14.795	30.455	31.183	287.5	9	1'43.119		25.979	15.024	30.689	31.427	281.1				
19	1'43.032		25.691	15.033	30.641	31.667	283.9	10	1'42.568		25.643	14.923	30.695	31.307	281.6				
								11	1'42.369		25.543	14.870	30.586	31.370	282.5				
								12	1'42.132		25.464	14.942	30.513	31.213	280.0				
								13	7'28.800	P	26.428	15.538	32.529	6'14.305	266.9				
								14	1'58.614		37.827	16.484	32.213	32.090	273.6				

Fastest Lap: Jorge LORENZO Movistar Yamaha Mot SPA **1'40.270** 25.125 14.640 29.991 30.514

These data/results cannot be reproduced, stored and/or transmitted in whole or in part by any manner of electronic, mechanical, photocopying, recording, broadcasting or otherwise now known or herein after developed without the previous express consent by the copyright owner, except for reproduction in daily press and regular printed publications on sale to the public within 60 days of the event related to those data/results and always provided that copyright symbol appears together as follows below.
© DORNA, 2016

Official MotoGP Timing by TISSOT
www.motogp.com

Jerez de la Frontera, Friday, April 22, 2016

Page 3 of 5



Free Practice Nr. 1

MotoGP

Lap	Lap Time	T1	T2	T3	T4	Speed	Lap	Lap Time	T1	T2	T3	T4	Speed
15	1'43.678	26.036	15.172	30.958	31.512	279.5	9	6'56.363 P	28.498	15.744	32.066	5'40.055	270.8
16	1'42.889	25.684	14.984	30.761	31.460	280.8	10	1'57.773	38.874	15.457	31.460	31.982	281.9
17	1'42.505	25.655	14.952	30.563	31.335	279.8	11	1'43.181	25.984	15.003	30.646	31.548	282.7
18	1'42.412	25.559	14.946	30.554	31.353	282.2	12	1'42.475	25.631	14.858	30.657	31.329	285.2
16th 19 Alvaro BAUTISTA Aprilia Racing Team SPA							13	1'45.384	25.620	14.844	32.762	32.158	285.6
Runs=3 Total laps=17 Full laps=12							14	1'42.567	25.725	14.924	30.635	31.283	284.9
1	2'25.497	1'00.941	16.229	34.384	33.943	249.7	15	1'42.324	25.577	14.891	30.632	31.224	284.3
2	1'45.848	26.873	15.119	31.589	32.267	281.9	16	6'08.855 P	28.453	15.753	32.005	4'52.644	271.0
3	1'43.476	26.192	14.870	30.924	31.490	283.0	17	1'50.151	32.082	15.152	31.270	31.647	283.1
4	1'43.667	25.914	14.855	31.293	31.605	282.1	18	1'42.870	25.740	14.942	30.793	31.395	284.5
5	1'43.254	25.976	14.949	30.920	31.409	279.2	19	1'42.279	25.657	14.821	30.558	31.243	285.7
6	1'42.466	25.717	14.873	30.559	31.317	281.3	20	1'42.458	25.606	14.867	30.767	31.218	285.7
7	8'13.888 P	26.922	15.653	31.486	6'59.827	260.8	19th 51 Michele PIRRO OCTO Pramac Yakhn ITA						
8	1'51.094	32.719	15.248	31.159	31.968	277.9	Runs=4 Total laps=19 Full laps=12						
9	1'43.247	26.082	14.967	30.736	31.462	276.3	1	2'26.884	1'00.801	17.045	34.721	34.317	236.6
10	1'42.305	25.617	14.923	30.552	31.213	278.9	2	1'46.135	27.038	15.188	31.942	31.967	281.4
11	1'42.277	25.548	14.839	30.494	31.396	278.7	3	1'45.061	26.339	14.964	31.963	31.795	285.3
12	1'42.391	25.532	14.870	30.591	31.398	279.0	4	1'43.474	25.943	15.049	31.047	31.435	285.3
13	10'11.552 P	26.394	15.227	30.995	8'58.936	274.3	5	1'43.097	25.742	14.951	31.111	31.293	286.7
14	1'47.907	30.498	15.032	30.811	31.566	279.9	6	7'29.030 P	25.874	14.803	33.289	6'15.064	284.1
15	1'42.161	25.567	14.785	30.501	31.308	281.9	7	1'54.377	35.042	15.604	31.880	31.851	270.0
16	1'42.140	25.629	14.858	30.377	31.276	280.8	8	1'43.553	25.950	14.926	30.938	31.739	283.8
17	1'43.949	27.414	14.840	30.502	31.193	281.4	9	1'42.774	25.813	14.812	30.846	31.303	284.8
17th 50 Eugene LAVERTY Aspar Team MotoGP IRL							10	1'43.335	25.816	14.945	30.965	31.609	286.5
Runs=3 Total laps=18 Full laps=13							11	5'44.646 P	26.666	15.248	31.929	4'30.803	277.8
1	2'13.900	46.331	16.945	35.794	34.830	251.1	12	1'55.716	33.959	15.779	33.255	32.723	261.7
2	1'47.137	27.438	15.386	32.050	32.263	281.9	13	1'46.080	27.582	15.090	31.756	31.652	284.8
3	1'43.907	26.242	14.912	31.149	31.604	288.5	14	1'43.126	25.897	14.927	30.845	31.457	286.2
4	1'43.082	25.792	14.895	30.861	31.534	287.6	15	1'42.810	25.713	14.883	30.909	31.305	286.4
5	1'42.798	25.688	14.871	30.706	31.533	287.6	16	1'42.576	25.649	14.907	30.773	31.247	285.4
6	9'04.062 P	25.716	14.862	30.791	7'52.693	285.8	17	4'12.506 P	25.735	15.087	31.968	2'59.716	276.0
7	1'56.290	34.624	15.835	33.087	32.744	270.2	18	2'00.735	32.700	17.313	34.578	36.144	224.7
8	1'43.678	26.114	14.849	30.952	31.763	288.4	19	1'43.996	26.436	14.991	30.979	31.590	287.2
9	1'42.674	25.677	14.821	30.862	31.314	287.3	20th 53 Tito RABAT Estrella Galicia 0,0 M SPA						
10	1'42.210	25.564	14.778	30.711	31.157	285.9	Runs=2 Total laps=22 Full laps=19						
11	7'31.588 P	26.988	15.078	31.303	6'18.219	281.3	1	2'04.368	40.591	16.224	33.661	33.892	271.4
12	1'55.682	34.564	16.310	32.445	32.363	269.0	2	1'47.438	27.068	15.451	31.904	33.015	275.7
13	1'43.215	25.886	14.927	30.868	31.534	284.8	3	1'46.601	26.915	15.479	31.753	32.454	272.8
14	1'42.617	25.613	14.844	30.719	31.441	286.1	4	1'45.838	26.346	15.487	31.654	32.351	272.3
15	1'42.228	25.616	14.776	30.492	31.344	286.1	5	1'45.183	26.217	15.259	31.658	32.049	277.6
16	1'45.538	26.832	16.048	31.148	31.510	223.0	6	1'44.495	26.027	15.195	31.360	31.913	276.3
17	1'44.018	27.006	14.845	30.715	31.452	287.8	7	1'44.032	25.872	15.050	31.253	31.857	279.5
18	1'42.516	25.555	14.834	30.603	31.524	285.0	8	1'43.976	25.913	15.104	31.147	31.812	278.3
18th 38 Bradley SMITH Monster Yamaha Tec GBR							9	1'43.776	25.834	15.064	31.100	31.778	278.9
Runs=3 Total laps=20 Full laps=15							10	1'43.655	25.711	15.145	31.011	31.788	278.4
1	2'23.317	59.178	16.453	34.225	33.461	260.9	11	1'46.121	27.349	15.429	31.473	31.870	276.6
2	1'46.536	27.057	15.552	31.821	32.106	276.0	12	9'25.394 P	26.698	15.256	31.635	8'11.805	276.3
3	1'44.273	26.248	14.996	31.300	31.729	279.9	13	1'54.249	33.392	15.804	32.619	32.434	273.3
4	1'44.836	26.220	14.953	31.768	31.895	283.3	14	1'44.793	26.185	15.274	31.452	31.882	275.0
5	1'43.422	25.945	14.936	30.852	31.689	286.1	15	1'44.195	25.861	15.130	31.465	31.739	276.9
6	1'43.388	25.883	14.872	31.093	31.540	286.7	16	1'43.582	25.661	15.253	31.025	31.643	278.2
7	1'43.513	25.801	15.011	31.138	31.563	283.6	17	1'43.428	25.670	15.031	31.018	31.709	279.5
8	1'42.742	25.710	14.935	30.691	31.406	284.0	18	1'43.389	25.701	14.998	31.016	31.674	279.9
							19	1'43.070	25.858	14.962	30.767	31.483	281.1

Fastest Lap: Jorge LORENZO Movistar Yamaha Mot SPA **1'40.270** 25.125 14.640 29.991 30.514

These data/results cannot be reproduced, stored and/or transmitted in whole or in part by any manner of electronic, mechanical, photocopying, recording, broadcasting or otherwise now known or herein after developed without the previous express consent by the copyright owner, except for reproduction in daily press and regular printed publications on sale to the public within 60 days of the event related to those data/results and always provided that copyright symbol appears together as follows below.
© DORNA, 2016



Free Practice Nr. 1

MotoGP

Lap	Lap Time	T1	T2	T3	T4	Speed	Lap	Lap Time	T1	T2	T3	T4	Speed
20	1'43.050	25.668	15.016	30.825	31.541	279.6							
21	1'43.624	26.184	14.990	30.836	31.614	280.1							
22	1'43.594	26.006	15.069	30.875	31.644	276.4							

21st 43		Jack MILLER		Estrella Galicia 0,0 M AUS									
		Runs=4		Total laps=16			Full laps=10						
1	2'35.241	1'11.249	16.452	33.954	33.586	235.0							
2	1'45.832	26.539	15.353	31.678	32.262	281.1							
3	1'44.092	26.086	15.051	31.128	31.827	282.0							
4	1'46.654	27.578	15.921	31.090	32.065	277.5							
5	1'43.464	25.713	15.111	30.791	31.849	280.0							
6	9'44.000 P	27.487	15.956	32.724	8'27.833	240.3							
7	5'14.536 P	36.903	15.939	33.621	3'48.073	274.5							
8	1'58.744	36.642	16.476	32.094	33.532	228.0							
9	1'44.940	26.804	15.252	31.063	31.821	277.0							
10	1'43.318	25.699	15.107	30.789	31.723	277.7							
11	7'03.404 P	26.805	16.056	32.401	5'48.142	232.7							
12	1'50.396	30.757	15.615	31.584	32.440	276.6							
13	1'43.444	25.823	15.168	30.771	31.682	279.6							
14	1'43.130	25.642	15.136	30.658	31.694	278.5							
15	1'55.776	31.281	18.150	34.218	32.127	209.3							
16	1'43.458	25.718	15.094	30.638	32.008	281.4							

Fastest Lap: Jorge LORENZO Movistar Yamaha Mot SPA **1'40.270** 25.125 14.640 29.991 30.514

These data/results cannot be reproduced, stored and/or transmitted in whole or in part by any manner of electronic, mechanical, photocopying, recording, broadcasting or otherwise now known or herein after developed without the previous express consent by the copyright owner, except for reproduction in daily press and regular printed publications on sale to the public within 60 days of the event related to those data/results and always provided that copyright symbol appears together as follows below.
© DORNA, 2016

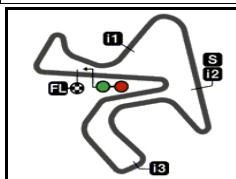
Official MotoGP Timing by **TISSOT**
www.motogp.com

Jerez de la Frontera, Friday, April 22, 2016

Page 5 of 5



Circuito de Jerez



4423 m.

Results and timing service provided by TISSOT

GRAN PREMIO RED BULL DE ESPAÑA

Free Practice Nr. 1

Best Partial Times

MotoGP

IT Ideal Lap Time, sum of the best partial times

BT Best Lap Time

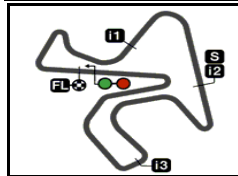
T1		T2		T3		T4				IT	BT	
Pos	Rider	Time	Rider	Time	Rider	Time	Rider	Time	Pos	Rider	IT	BT
1	M.MARQUEZ	24.982	H.BARBERA	14.595	V.ROSSI	29.986	J.LORENZO	30.514	1	J.LORENZO	1'40.270	1'40.270 (1)
2	H.BARBERA	25.073	D.PEDROSA	14.613	M.MARQUEZ	29.991	H.BARBERA	30.743	2	H.BARBERA	1'40.465	1'40.527 (2)
3	D.PEDROSA	25.112	V.ROSSI	14.621	J.LORENZO	29.991	V.ROSSI	30.756	3	V.ROSSI	1'40.482	1'40.676 (3)
4	V.ROSSI	25.119	J.LORENZO	14.640	D.PEDROSA	30.044	A.ESPARGARO	30.787	4	M.MARQUEZ	1'40.651	1'40.838 (5)
5	J.LORENZO	25.125	M.VIÑALES	14.652	H.BARBERA	30.054	Y.HERNANDEZ	30.892	5	D.PEDROSA	1'40.690	1'40.823 (4)
6	M.VIÑALES	25.137	A.IANNONE	14.676	M.VIÑALES	30.110	D.PEDROSA	30.921	6	M.VIÑALES	1'40.841	1'40.925 (6)
7	Y.HERNANDEZ	25.211	A.DOVIZIOSO	14.682	A.ESPARGARO	30.140	A.DOVIZIOSO	30.927	7	A.ESPARGAR	1'40.938	1'40.995 (7)
8	A.ESPARGARO	25.247	Y.HERNANDEZ	14.713	Y.HERNANDEZ	30.221	M.VIÑALES	30.942	8	Y.HERNANDEZ	1'41.037	1'41.208 (8)
9	C.CRUTCHLOW	25.330	M.MARQUEZ	14.733	C.CRUTCHLOW	30.232	M.MARQUEZ	30.945	9	A.DOVIZIOSO	1'41.294	1'41.380 (9)
10	A.IANNONE	25.341	L.BAZ	14.743	A.DOVIZIOSO	30.335	A.IANNONE	31.026	10	C.CRUTCHLO	1'41.466	1'41.466 (10)
11	A.DOVIZIOSO	25.350	A.ESPARGARO	14.764	A.BAUTISTA	30.377	C.CRUTCHLOW	31.094	11	A.IANNONE	1'41.648	1'41.648 (11)
12	P.ESPARGARO	25.378	E.LAVERTY	14.776	P.ESPARGARO	30.396	S.REDDING	31.111	12	P.ESPARGAR	1'41.752	1'41.815 (12)
13	L.BAZ	25.403	A.BAUTISTA	14.785	L.BAZ	30.415	E.LAVERTY	31.157	13	S.REDDING	1'41.873	1'42.029 (14)
14	S.REDDING	25.427	S.BRADL	14.795	S.REDDING	30.471	P.ESPARGARO	31.183	14	A.BAUTISTA	1'41.887	1'42.140 (16)
15	S.BRADL	25.464	P.ESPARGARO	14.795	E.LAVERTY	30.492	A.BAUTISTA	31.193	15	L.BAZ	1'41.930	1'41.947 (13)
16	A.BAUTISTA	25.532	M.PIRRO	14.803	S.BRADL	30.513	S.BRADL	31.213	16	E.LAVERTY	1'41.980	1'42.210 (17)
17	E.LAVERTY	25.555	C.CRUTCHLOW	14.810	B.SMITH	30.558	B.SMITH	31.218	17	S.BRADL	1'41.985	1'42.132 (15)
18	B.SMITH	25.577	B.SMITH	14.821	A.IANNONE	30.605	M.PIRRO	31.247	18	B.SMITH	1'42.174	1'42.279 (18)
19	J.MILLER	25.642	S.REDDING	14.864	J.MILLER	30.638	L.BAZ	31.369	19	M.PIRRO	1'42.472	1'42.576 (19)
20	M.PIRRO	25.649	T.RABAT	14.962	T.RABAT	30.767	T.RABAT	31.483	20	T.RABAT	1'42.873	1'43.050 (20)
21	T.RABAT	25.661	J.MILLER	15.051	M.PIRRO	30.773	J.MILLER	31.682	21	J.MILLER	1'43.013	1'43.130 (21)

These data/results cannot be reproduced, stored and/or transmitted in whole or in part by any manner of electronic, mechanical, photocopying, recording, broadcasting or otherwise now known or herein after developed without the previous express consent by the copyright owner, except for reproduction in daily press and regular printed publications on sale to the public within 60 days of the event related to those data/results and always provided that copyright symbol appears together as follows below.

© DORNA, 2016

Official MotoGP Timing by TISSOT
www.motogp.com






4423 m.

GRAN PREMIO RED BULL DE ESPAÑA

Free Practice Nr. 1

Fastest Laps Sequence

MotoGP

<i>Practice Time</i>	 <i>Rider</i>	<i>Nation</i>	<i>Motorcycle</i>	<i>Time</i>	<i>Km/h</i>	<i>Rider's Lap</i>
3'42.361	99 Jorge LORENZO	SPA	YAMAHA	1'45.738	150.5	2
3'49.289	8 Hector BARBERA	SPA	DUCATI	1'44.216	152.7	2
4'18.093	46 Valentino ROSSI	ITA	YAMAHA	1'44.162	152.8	2
5'25.214	99 Jorge LORENZO	SPA	YAMAHA	1'42.853	154.8	3
5'32.001	8 Hector BARBERA	SPA	DUCATI	1'42.712	155.0	3
5'48.210	4 Andrea DOVIZIOSO	ITA	DUCATI	1'42.535	155.2	3
5'51.375	93 Marc MARQUEZ	SPA	HONDA	1'42.243	155.7	3
6'00.001	46 Valentino ROSSI	ITA	YAMAHA	1'41.908	156.2	3
7'07.013	99 Jorge LORENZO	SPA	YAMAHA	1'41.799	156.4	4
7'32.857	93 Marc MARQUEZ	SPA	HONDA	1'41.482	156.9	4
8'48.273	99 Jorge LORENZO	SPA	YAMAHA	1'41.260	157.2	5
12'18.495	8 Hector BARBERA	SPA	DUCATI	1'41.130	157.4	7
12'50.424	93 Marc MARQUEZ	SPA	HONDA	1'40.944	157.7	7
13'59.431	8 Hector BARBERA	SPA	DUCATI	1'40.936	157.7	8
24'52.495	46 Valentino ROSSI	ITA	YAMAHA	1'40.677	158.1	11
39'05.113	8 Hector BARBERA	SPA	DUCATI	1'40.527	158.3	16
42'25.204	99 Jorge LORENZO	SPA	YAMAHA	1'40.270	158.7	14

These data/results cannot be reproduced, stored and/or transmitted in whole or in part by any manner of electronic, mechanical, photocopying, recording, broadcasting or otherwise now known or herein after developed without the previous express consent by the copyright owner, except for reproduction in daily press and regular printed publications on sale to the public within 60 days of the event related to those data/results and always provided that copyright symbol appears together as follows below.

© DORNA, 2016

Official MotoGP Timing by TISSOT
www.motogp.com

Jerez de la Frontera, Friday, April 22, 2016

