


5513 m.

RED BULL GRAND PRIX OF THE AMERICAS

Qualifying Results



	Rider	Nation	Team	Motorcycle	Time	Lap	Total	Gap	Top Speed
1	93 Marc MARQUEZ	SPA	Repsol Honda Team	HONDA	Q2 2'02.741	7	7		332.6
2	25 Maverick VIÑALES	SPA	Movistar Yamaha MotoGP	YAMAHA	Q2 2'02.871	7	7	0.130 0.130	336.2
3	46 Valentino ROSSI	ITA	Movistar Yamaha MotoGP	YAMAHA	Q2 2'03.673	7	7	0.932 0.802	336.4
4	26 Dani PEDROSA	SPA	Repsol Honda Team	HONDA	Q2 2'03.866	7	7	1.125 0.193	343.5
5	5 Johann ZARCO	FRA	Monster Yamaha Tech 3	YAMAHA	Q2 2'03.928	6	6	1.187 0.062	335.2
6	99 Jorge LORENZO	SPA	Ducati Team	DUCATI	Q2 2'04.151	5	6	1.410 0.223	341.6
7	4 Andrea DOVIZIOSO	ITA	Ducati Team	DUCATI	Q2 2'04.431	3	7	1.690 0.280	340.4
8	94 Jonas FOLGER	GER	Monster Yamaha Tech 3	YAMAHA	Q2 2'04.623	3	7	1.882 0.192	334.7
9	35 Cal CRUTCHLOW	GBR	LCR Honda	HONDA	Q2 2'04.661	3	5	1.920 0.038	332.6
10	45 Scott REDDING	GBR	OCTO Pramac Racing	DUCATI	Q2 2'04.673	6	7	1.932 0.012	339.1
11	29 Andrea IANNONE	ITA	Team SUZUKI ECSTAR	SUZUKI	Q2 2'05.741	5	6	3.000 1.068	333.7
12	43 Jack MILLER	AUS	EG 0,0 Marc VDS	HONDA	Q2 2'05.970	4	5	3.229 0.229	337.2
13	9 Danilo PETRUCCI	ITA	OCTO Pramac Racing	DUCATI	Q1 2'05.221	6	6 (*)	0.783	340.5
14	76 Loris BAZ	FRA	Reale Avintia Racing	DUCATI	Q1 2'05.231	3	6 (*)	0.793 0.010	331.5
15	8 Hector BARBERA	SPA	Reale Avintia Racing	DUCATI	Q1 2'05.541	3	6 (*)	1.103 0.310	339.3
16	53 Tito RABAT	SPA	EG 0,0 Marc VDS	HONDA	Q1 2'05.920	3	6 (*)	1.482 0.379	334.5
17	17 Karel ABRAHAM	CZE	Pull&Bear Aspar Team	DUCATI	Q1 2'05.931	6	6 (*)	1.493 0.011	338.8
18	38 Bradley SMITH	GBR	Red Bull KTM Factory Racing	KTM	Q1 2'06.258	6	7 (*)	1.820 0.327	328.3
19	19 Alvaro BAUTISTA	SPA	Pull&Bear Aspar Team	DUCATI	Q1 2'06.295	6	6 (*)	1.857 0.037	337.9
20	22 Sam LOWES	GBR	Aprilia Racing Team Gresini	APRILIA	Q1 2'07.232	7	7 (*)	2.794 0.937	325.4
21	44 PoI ESPARGARO	SPA	Red Bull KTM Factory Racing	KTM	Q1 2'07.601	4	4 (*)	3.163 0.369	329.3
22	41 Aleix ESPARGARO	SPA	Aprilia Racing Team Gresini	APRILIA	FP2 2'05.468			1.407	

* Gap with the fastest rider in the Q1 session.

Pole Position:		Marc MARQUEZ	2'02.741	161.6 Km/h
Q1 Best Lap:	Lap 2	Jack MILLER	(*) 2'04.438	159.4 Km/h
Circuit Record Lap:	2014	Marc MARQUEZ	2'03.575	160.6 Km/h
Circuit Best Lap:	2015	Marc MARQUEZ	2'02.135	162.4 Km/h

The results are provisional until the end of the limit for protest and appeals.

Time limit for protest expires 60' after publication of the results - Mr. Time:

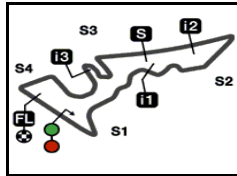
These data/results cannot be reproduced, stored and/or transmitted in whole or in part by any manner of electronic, mechanical, photocopying, recording, broadcasting or otherwise now known or herein after developed without the previous express consent by the copyright owner, except for reproduction in daily press and regular printed publications on sale to the public within 60 days of the event related to those data/results and always provided that copyright symbol appears together as follows below.

© DORNA, 2017

Official MotoGP Timing by TISSOT
www.motogp.com

Austin, Saturday, April 22, 2017






5513 m.

RED BULL GRAND PRIX OF THE AMERICAS

Qualifying Nr. 2

Classification

20

		Rider	Nation	Team	Motorcycle	Time	Lap Total	Gap	Top Speed
1	93	Marc MARQUEZ	SPA	Repsol Honda Team	HONDA	2'02.741	7 7		332.6
2	25	Maverick VIÑALES	SPA	Movistar Yamaha MotoGP	YAMAHA	2'02.871	7 7	0.130 0.130	336.2
3	46	Valentino ROSSI	ITA	Movistar Yamaha MotoGP	YAMAHA	2'03.673	7 7	0.932 0.802	336.4
4	26	Dani PEDROSA	SPA	Repsol Honda Team	HONDA	2'03.866	7 7	1.125 0.193	343.5
5	5	Johann ZARCO	FRA	Monster Yamaha Tech 3	YAMAHA	2'03.928	6 6	1.187 0.062	335.2
6	99	Jorge LORENZO	SPA	Ducati Team	DUCATI	2'04.151	5 6	1.410 0.223	341.6
7	4	Andrea DOVIZIOSO	ITA	Ducati Team	DUCATI	2'04.431	3 7	1.690 0.280	340.4
8	94	Jonas FOLGER	GER	Monster Yamaha Tech 3	YAMAHA	2'04.623	3 7	1.882 0.192	334.7
9	35	Cal CRUTCHLOW	GBR	LCR Honda	HONDA	2'04.661	3 5	1.920 0.038	332.6
10	45	Scott REDDING	GBR	OCTO Pramac Racing	DUCATI	2'04.673	6 7	1.932 0.012	339.1
11	29	Andrea IANNONE	ITA	Team SUZUKI ECSTAR	SUZUKI	2'05.741	5 6	3.000 1.068	333.7
12	43	Jack MILLER	AUS	EG 0,0 Marc VDS	HONDA	2'05.970	4 5	3.229 0.229	337.2

Practice condition: Dry

Air: 19°

Humidity: 57%

Ground: 30°

Fastest Lap:	Lap: 7	Marc MARQUEZ	2'02.741	161.6 Km/h
Circuit Record Lap:	2014	Marc MARQUEZ	2'03.575	160.6 Km/h
Circuit Best Lap:	2015	Marc MARQUEZ	2'02.135	162.4 Km/h

The results are provisional until the end of the limit for protest and appeals.

Time limit for protest expires 30' after publication of the results - Time:

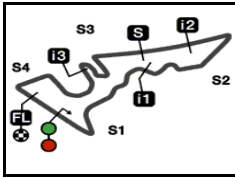
These data/results cannot be reproduced, stored and/or transmitted in whole or in part by any manner of electronic, mechanical, photocopying, recording, broadcasting or otherwise now known or herein after developed without the previous express consent by the copyright owner, except for reproduction in daily press and regular printed publications on sale to the public within 60 days of the event related to those data/results and always provided that copyright symbol appears together as follows below.

© DORNA, 2017

Official MotoGP Timing by **TISSOT**
www.motogp.com

Austin, Saturday, April 22, 2017





5513 m.

RED BULL GRAND PRIX OF THE AMERICAS

Qualifying Nr. 2

Top Speed & Average

21



Rider	Nation	Motorcycle	Top 5 speeds					Average	Top
26 Dani PEDROSA	SPA	HONDA	343.5	337.5	336.5	335.1	334.9	337.5	343.5
99 Jorge LORENZO	SPA	DUCATI	341.6	341.3	339.4	338.8	338.6	339.9	341.6
4 Andrea DOVIZIOSO	ITA	DUCATI	340.4	340.0	336.8	336.6	336.4	338.0	340.4
45 Scott REDDING	GBR	DUCATI	339.1	339.1	337.7	336.7	335.1	337.5	339.1
43 Jack MILLER	AUS	HONDA	337.2	331.6	331.4	330.6	271.2	320.4	337.2
46 Valentino ROSSI	ITA	YAMAHA	336.4	334.9	334.8	332.8	331.1	334.0	336.4
25 Maverick VIÑALES	SPA	YAMAHA	336.2	334.8	334.1	333.7	333.5	334.5	336.2
5 Johann ZARCO	FRA	YAMAHA	335.2	334.6	333.9	333.8	329.9	333.5	335.2
94 Jonas FOLGER	GER	YAMAHA	334.7	334.2	333.9	333.7	333.4	334.0	334.7
29 Andrea IANNONE	ITA	SUZUKI	333.7	332.0	328.8	328.6	322.0	329.0	333.7
35 Cal CRUTCHLOW	GBR	HONDA	332.6	331.1	329.5	326.6	311.7	326.3	332.6
93 Marc MARQUEZ	SPA	HONDA	332.6	332.6	331.8	329.2	329.1	331.1	332.6

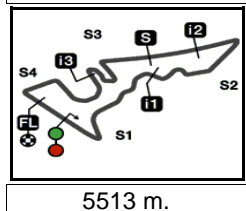
These data/results cannot be reproduced, stored and/or transmitted in whole or in part by any manner of electronic, mechanical, photocopying, recording, broadcasting or otherwise now known or herein after developed without the previous express consent by the copyright owner, except for reproduction in daily press and regular printed publications on sale to the public within 60 days of the event related to those data/results and always provided that copyright symbol appears together as follows below.

© DORNA, 2017

Official MotoGP Timing by TISSOT
www.motogp.com



Austin, Saturday, April 22, 2017



RED BULL GRAND PRIX OF THE AMERICAS

Qualifying Nr. 2

Chronological Analysis of Performances

22

* Lap / Sector time cancelled

T1 Time from finish line to 1st intermediate

T3 Time from 2nd intermed. to 3rd intermed.

P Crossing the finish line in pit lane

T2 Time from 1st intermed. to 2nd intermed.

T4 Time from 3rd intermediate to finish line

Lap	Lap Time	T1	T2	T3	T4	Speed	Lap	Lap Time	T1	T2	T3	T4	Speed		
1st	93	Marc MARQUEZ Repsol Honda Team SPA						5	3'58.730	2'27.202	31.469	31.299	28.760	329.9	
		Runs=2	Total laps=7	Full laps=4			6	2'03.928	35.158	30.127	30.453	28.190	333.8		
1	2'14.037	41.595	31.661	31.566	29.215	329.1									
2	2'03.675	35.139	29.845	30.359	28.332	331.8									
3	2'03.042	34.852	29.810	30.096	28.284	332.6									
4	2'05.226	P 37.182	31.662	31.976	24.406	327.7									
5	4'14.396	2'41.665	31.874	31.754	29.103	327.1									
6	2'14.447	38.416	30.245	30.815	34.971	329.2									
7	2'02.741	34.797	29.772	30.095	28.077	332.6									
2nd	25	Maverick VIÑALES Movistar Yamaha Mot SPA						6th	99	Jorge LORENZO Ducati Team SPA					
		Runs=2	Total laps=7	Full laps=4					Runs=2	Total laps=6	Full laps=3				
1	2'45.527	1'13.138	31.605	31.681	29.103	329.2	1	3'03.327	1'31.876	31.488	30.996	28.967	338.0		
2	2'06.866	35.110	30.243	30.441	31.072	334.8	2	2'04.947	35.461	30.458	30.411	28.617	341.3		
3	2'03.912	34.868	29.947	30.989	28.108	330.3	3	2'02.526	P 36.983	31.061	30.865	23.617	341.6		
4	2'02.426	P 36.502	30.963	31.313	23.648	336.2	4	4'39.428	3'09.310	30.824	30.434	28.860	339.4		
5	3'22.450	1'52.243	30.890	30.829	28.488	333.5	5	2'04.151	35.171	30.186	30.286	28.508	338.8		
6	2'03.125	34.726	30.120	30.311	27.968	333.7	6	2'12.586	35.253	37.357	30.924	29.052	338.6		
7	2'02.871	34.563	30.009	30.256	28.043	334.1									
3rd	46	Valentino ROSSI Movistar Yamaha Mot ITA						7th	4	Andrea DOVIZIOSO Ducati Team ITA					
		Runs=2	Total laps=7	Full laps=4					Runs=2	Total laps=7	Full laps=3				
1	2'39.181	58.741	31.712	33.752	34.976	323.9	1	2'32.156	48.917	36.024	33.161	34.054	324.2		
2	2'10.954	35.936	30.418	30.982	33.618	332.8	2	2'13.770	36.680	30.544	35.028	31.518	340.4		
3	2'04.758	35.444	30.272	30.634	28.408	336.4	3	2'04.431	35.148	30.222	30.606	28.455	340.0		
4	2'08.529	P 41.416	31.833	31.511	23.769	331.1	4	2'04.688	P 37.891	31.496	31.714	23.587	336.6		
5	3'45.605	1'56.094	43.604	36.380	29.527	322.1	5	3'18.641	1'46.460	31.579	31.275	29.327	336.4		
6	2'04.569	35.309	30.183	30.675	28.402	334.8	6	2'06.345	35.474	30.620	31.087	29.164	336.8		
7	2'03.673	35.080	29.941	30.481	28.171	334.9	7	2'14.367	P 35.082	36.401	36.565	26.319	310.7		
4th	26	Dani PEDROSA Repsol Honda Team SPA						8th	94	Jonas FOLGER Monster Yamaha Tec GER					
		Runs=2	Total laps=7	Full laps=4					Runs=2	Total laps=7	Full laps=4				
1	2'36.051	54.259	34.812	35.046	31.934	301.7	1	2'56.409	1'24.161	31.979	31.585	28.684	330.7		
2	2'17.335	36.145	30.265	41.370	29.555	336.5	2	2'05.239	35.467	30.487	30.858	28.427	333.9		
3	2'04.012	35.108	30.046	30.542	28.316	343.5	3	2'04.623	35.157	30.260	30.776	28.430	333.7		
4	2'01.681	P 36.665	30.568	30.961	23.487	337.5	4	2'03.694	P 38.011	31.056	31.334	23.293	332.6		
5	3'48.306	2'16.870	30.783	31.939	28.714	334.0	5	3'41.117	2'07.018	30.978	33.651	29.470	333.4		
6	2'04.047	35.215	30.028	30.378	28.426	335.1	6	2'06.048	35.950	30.546	30.891	28.661	334.7		
7	2'03.866	35.078	29.956	30.307	28.525	334.9	7	2'04.668	35.188	30.285	30.505	28.690	334.2		
5th	5	Johann ZARCO Monster Yamaha Tec FRA						9th	35	Cal CRUTCHLOW LCR Honda GBR					
		Runs=2	Total laps=6	Full laps=3					Runs=2	Total laps=6	Full laps=2				
1	2'53.518	1'20.801	32.241	31.607	28.869	327.7	1	2'32.931	49.695	34.307	33.054	35.875	311.7		
2	2'04.599	35.485	30.281	30.389	28.444	333.9	2	2'15.789	35.550	30.206	40.450	29.583	332.6		
3	2'04.271	35.184	30.252	30.478	28.357	335.2	3	2'04.661	35.352	30.202	30.689	28.418	329.5		
4	2'00.549	P 35.044	30.996	31.380	23.129	334.6	4	2'06.306	P 38.434	31.221	31.566	25.085	331.1		
							5	3'42.944	2'06.128	31.438	36.810	28.568	326.6		
								unfinished	34.834						
10th	45	Scott REDDING OCTO Pramac Racin GBR													
		Runs=2	Total laps=7	Full laps=3					Runs=2	Total laps=7	Full laps=3				
1	2'45.838	1'10.308	34.450	31.877	29.203	325.6	1	2'45.838	1'10.308	34.450	31.877	29.203	325.6		
2	2'06.856	35.703	30.520	31.365	29.268	339.1	2	2'06.856	35.703	30.520	31.365	29.268	339.1		
3	2'05.145	35.204	30.387	30.937	28.617	339.1	3	2'05.145	35.204	30.387	30.937	28.617	339.1		
4	2'03.516	P 36.841	31.164	31.769	23.742	336.7	4	2'03.516	P 36.841	31.164	31.769	23.742	336.7		

Fastest Lap: Marc MARQUEZ Repsol Honda Team SPA **2'02.741** 34.797 29.772 30.095 28.077

These data/results cannot be reproduced, stored and/or transmitted in whole or in part by any manner of electronic, mechanical, photocopying, recording, broadcasting or otherwise now known or herein after developed without the previous express consent by the copyright owner, except for reproduction in daily press and regular printed publications on sale to the public within 60 days of the event related to those data/results and always provided that copyright symbol appears together as follows below.
© DORNA, 2017



Qualifying Nr. 2

MotoGP

Lap	Lap Time	T1	T2	T3	T4	Speed	Lap	Lap Time	T1	T2	T3	T4	Speed
5	3'20.281	1'49.943	30.726	30.938	28.674	335.1							
6	2'04.673	35.030	30.319	30.757	28.567	337.7							
7	2'23.090	P 45.354	34.609	33.709	29.418	324.3							

11th 29 **Andrea IANNONE** Team SUZUKI ECST ITA
 Runs=2 Total laps=6 Full laps=3

1	2'34.783	47.037	34.639	36.665	36.442	270.0
2	2'16.101	36.076	30.875	33.951	35.199	332.0
3	2'47.086	P 35.799	30.343	1'11.923	29.021	333.7
4	5'11.470	3'20.125	32.166	43.666	35.513	322.0
5	2'05.741	35.487	30.619	31.062	28.573	328.6
6	2'05.811	35.245	30.639	31.091	28.836	328.8

12th 43 **Jack MILLER** EG 0,0 Marc VDS AUS
 Runs=2 Total laps=5 Full laps=2

1	2'37.189	47.589	35.883	35.920	37.797	271.2
2	2'10.643	35.588	30.228	32.100	32.727	337.2
3	6'20.668	* 4'49.30*	31.302	31.134	28.929	330.6
4	2'05.970	35.785	30.382	30.971	28.832	331.4
5	2'05.986	35.704	30.496	30.899	28.887	331.6

Fastest Lap: Marc MARQUEZ Repsol Honda Team SPA **2'02.741** 34.797 29.772 30.095 28.077

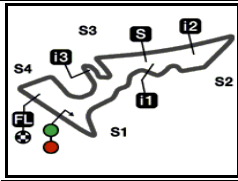
These data/results cannot be reproduced, stored and/or transmitted in whole or in part by any manner of electronic, mechanical, photocopying, recording, broadcasting or otherwise now known or herein after developed without the previous express consent by the copyright owner, except for reproduction in daily press and regular printed publications on sale to the public within 60 days of the event related to those data/results and always provided that copyright symbol appears together as follows below.
 © DORNA, 2017

Official MotoGP Timing by **TISSOT**
 www.motogp.com

Austin, Saturday, April 22, 2017

Page 2 of 2





5513 m.

RED BULL GRAND PRIX OF THE AMERICAS
Provisional Starting Grid

Race : 21 laps = 115.773 km



1	3 2'03.673 46 Valentino ROSSI Yamaha	2 2'02.871 25 Maverick VIÑALES Yamaha	1 2'02.741 93 Marc MARQUEZ Honda
2	6 2'04.151 99 Jorge LORENZO Ducati	5 2'03.928 5 Johann ZARCO Yamaha	4 2'03.866 26 Dani PEDROSA Honda
3	9 2'04.661 35 Cal CRUTCHLOW Honda	8 2'04.623 94 Jonas FOLGER Yamaha	7 2'04.431 4 Andrea DOVIZIOSO Ducati
4	12 2'05.970 43 Jack MILLER Honda	11 2'05.741 29 Andrea IANNONE Suzuki	10 2'04.673 45 Scott REDDING Ducati
5	15 2'05.541 8 Hector BARBERA Ducati	14 2'05.231 76 Loris BAZ Ducati	13 2'05.221 9 Danilo PETRUCCI Ducati
6	18 2'06.258 38 Bradley SMITH KTM	17 2'05.931 17 Karel ABRAHAM Ducati	16 2'05.920 53 Tito RABAT Honda
7	21 2'07.601 44 Pol ESPARGARO KTM	20 2'07.232 22 Sam LOWES Aprilia	19 2'06.295 19 Alvaro BAUTISTA Ducati
8			22 2'05.468 41 Aleix ESPARGARO Aprilia

The results are provisional until the end of the limit for protest and appeals and until the ratification of the Event Management Committee.

Time limit for protest expires 60' at the latest after publication of the results - Mr. Time:

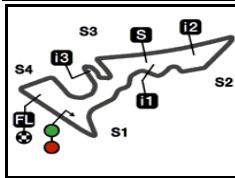
These data/results cannot be reproduced, stored and/or transmitted in whole or in part by any manner of electronic, mechanical, photocopying, recording, broadcasting or otherwise now known or herein after developed without the previous express consent by the copyright owner, except for reproduction in daily press and regular printed publications on sale to the public within 60 days of the event related to those data/results and always provided that copyright symbol appears together as follows below.

© DORNA, 2017

Official MotoGP Timing by TISSOT
www.motogp.com

Austin, Saturday, April 22, 2017





5513 m.

RED BULL GRAND PRIX OF THE AMERICAS

BMW M Award - Best Qualifier MotoGP 2017

24

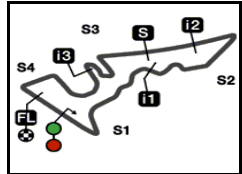
Rider	Nation	Points	QAT	ARG	AME	SPA	FRA	ITA	CAT	NED	GER	CZE	AUT	GBR	RSM	ARA	JPN	AUS	MAL	VAL	
1 MARQUEZ Marc	SPA	66	16	25	25																
2 VIÑALES Maverick	SPA	55	25	10	20																
3 PEDROSA Dani	SPA	33	9	11	13																
4 ROSSI Valentino	ITA	31	6	9	16																
5 CRUTCHLOW Cal	GBR	30	7	16	7																
6 IANNONE Andrea	ITA	29	20	4	5																
7 ZARCO Johann	FRA	26	13	2	11																
8 DOVIZIOSO Andrea	ITA	23	11	3	9																
9 PETRUCCI Danilo	ITA	21	5	13	3																
10 FOLGER Jonas	GER	21	8	5	8																
11 ABRAHAM Karel	CZE	20	-	20	-																
12 REDDING Scott	GBR	17	10	1	6																
13 LORENZO Jorge	SPA	14	4	-	10																
14 BAZ Loris	FRA	11	2	7	2																
15 ESPARGARO Aleix	SPA	9	1	8	-																
16 BAUTISTA Alvaro	SPA	9	3	6	-																
17 MILLER Jack	AUS	4	-	-	4																
18 BARBERA Hector	SPA	1	-	-	1																

These data/results cannot be reproduced, stored and/or transmitted in whole or in part by any manner of electronic, mechanical, photocopying, recording, broadcasting or otherwise now known or herein after developed without the previous express consent by the copyright owner, except for reproduction in daily press and regular printed publications on sale to the public within 60 days of the event related to those data/results and always provided that copyright symbol appears together as follows below.
© DORNA, 2017

Official MotoGP Timing by **TISSOT**
www.motogp.com



Austin, Saturday, April 22, 2017



5513 m.

RED BULL GRAND PRIX OF THE AMERICAS*After the Qualifying Nr. 2***Event Best Maximum Speed**

<i>Rider</i>	<i>Nation Team</i>	<i>Motorcycle</i>	<i>Km/h</i>	
26 Dani PEDROSA	SPA Repsol Honda Team	HONDA	343.5	Qualifying Nr. 2
4 Andrea DOVIZIOSO	ITA Ducati Team	DUCATI	341.9	Free Practice Nr. 3
99 Jorge LORENZO	SPA Ducati Team	DUCATI	341.9	Qualifying Nr. 1
8 Hector BARBERA	SPA Reale Avintia Racing	DUCATI	341.8	Free Practice Nr. 4
19 Alvaro BAUTISTA	SPA Pull&Bear Aspar Team	DUCATI	341.1	Free Practice Nr. 4
9 Daniilo PETRUCCI	ITA OCTO Pramac Racing	DUCATI	340.5	Qualifying Nr. 1
45 Scott REDDING	GBR OCTO Pramac Racing	DUCATI	340.3	Free Practice Nr. 4
17 Karel ABRAHAM	CZE Pull&Bear Aspar Team	DUCATI	338.8	Qualifying Nr. 1
43 Jack MILLER	AUS EG 0,0 Marc VDS	HONDA	337.2	Qualifying Nr. 2
25 Maverick VIÑALES	SPA Movistar Yamaha MotoGP	YAMAHA	337.1	Free Practice Nr. 4
42 Alex RINS	SPA Team SUZUKI ECSTAR	SUZUKI	337.0	Free Practice Nr. 3
5 Johann ZARCO	FRA Monster Yamaha Tech 3	YAMAHA	336.8	Free Practice Nr. 4
35 Cal CRUTCHLOW	GBR LCR Honda	HONDA	336.5	Free Practice Nr. 4
46 Valentino ROSSI	ITA Movistar Yamaha MotoGP	YAMAHA	336.4	Qualifying Nr. 2
29 Andrea IANNONE	ITA Team SUZUKI ECSTAR	SUZUKI	334.9	Free Practice Nr. 4
94 Jonas FOLGER	GER Monster Yamaha Tech 3	YAMAHA	334.7	Qualifying Nr. 2
53 Tito RABAT	SPA EG 0,0 Marc VDS	HONDA	334.5	Qualifying Nr. 1
76 Loris BAZ	FRA Reale Avintia Racing	DUCATI	334.1	Free Practice Nr. 4
93 Marc MARQUEZ	SPA Repsol Honda Team	HONDA	333.2	Free Practice Nr. 4
44 Po ESPARGARO	SPA Red Bull KTM Factory Racing	KTM	332.4	Free Practice Nr. 4
41 Aleix ESPARGARO	SPA Aprilia Racing Team Gresini	APRILIA	330.9	Free Practice Nr. 1
38 Bradley SMITH	GBR Red Bull KTM Factory Racing	KTM	328.3	Qualifying Nr. 1
22 Sam LOWES	GBR Aprilia Racing Team Gresini	APRILIA	327.6	Free Practice Nr. 1

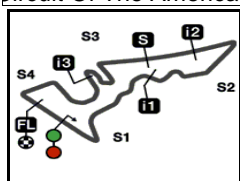
These data/results cannot be reproduced, stored and/or transmitted in whole or in part by any manner of electronic, mechanical, photocopying, recording, broadcasting or otherwise now known or herein after developed without the previous express consent by the copyright owner, except for reproduction in daily press and regular printed publications on sale to the public within 60 days of the event related to those data/results and always provided that copyright symbol appears together as follows below.

© DORNA, 2017

Official MotoGP Timing by TISSOT
www.motogp.com

Austin, Saturday, April 22, 2017





5513 m.

RED BULL GRAND PRIX OF THE AMERICAS

Qualifying Nr. 2

Best Partial Times

MotoGP™

IT Ideal Lap Time, sum of the best partial times

BT Best Lap Time

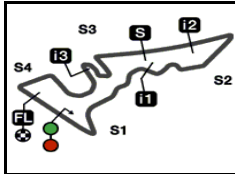
Pos	T1		T2		T3		T4		Pos	Rider	IT	BT
	Rider	Time	Rider	Time	Rider	Time	Rider	Time				
1	M.VIÑALES	34.563	M.MARQUEZ	29.772	M.MARQUEZ	30.095	M.VIÑALES	27.968	1	M.VIÑALES	2'02.734	2'02.871 (2)
2	M.MARQUEZ	34.797	V.ROSSI	29.941	M.VIÑALES	30.256	M.MARQUEZ	28.077	2	M.MARQUEZ	2'02.741	2'02.741 (1)
3	C.CRUTCHLOW	34.834	M.VIÑALES	29.947	J.LORENZO	30.286	V.ROSSI	28.171	3	D.PEDROSA	2'03.657	2'03.866 (4)
4	S.REDDING	35.030	D.PEDROSA	29.956	D.PEDROSA	30.307	J.ZARCO	28.190	4	V.ROSSI	2'03.673	2'03.673 (3)
5	J.ZARCO	35.044	J.ZARCO	30.127	J.ZARCO	30.389	D.PEDROSA	28.316	5	J.ZARCO	2'03.750	2'03.928 (5)
6	D.PEDROSA	35.078	J.LORENZO	30.186	V.ROSSI	30.481	C.CRUTCHLOW	28.418	6	C.CRUTCHLO	2'04.143	2'04.661 (9)
7	V.ROSSI	35.080	C.CRUTCHLOW	30.202	J.FOLGER	30.505	J.FOLGER	28.427	7	J.LORENZO	2'04.151	2'04.151 (6)
8	A.DOVIZIOSO	35.082	A.DOVIZIOSO	30.222	A.DOVIZIOSO	30.606	A.DOVIZIOSO	28.455	8	J.FOLGER	2'04.349	2'04.623 (8)
9	J.FOLGER	35.157	J.MILLER	30.228	C.CRUTCHLOW	30.689	J.LORENZO	28.508	9	A.DOVIZIOSO	2'04.365	2'04.431 (7)
10	J.LORENZO	35.171	J.FOLGER	30.260	S.REDDING	30.757	S.REDDING	28.567	10	S.REDDING	2'04.673	2'04.673 (10)
11	A.IANNONE	35.245	S.REDDING	30.319	J.MILLER	30.899	A.IANNONE	28.573	11	A.IANNONE	2'05.223	2'05.741 (11)
12	J.MILLER	35.588	A.IANNONE	30.343	A.IANNONE	31.062	J.MILLER	28.832	12	J.MILLER	2'05.547	2'05.970 (12)

These data/results cannot be reproduced, stored and/or transmitted in whole or in part by any manner of electronic, mechanical, photocopying, recording, broadcasting or otherwise now known or herein after developed without the previous express consent by the copyright owner, except for reproduction in daily press and regular printed publications on sale to the public within 60 days of the event related to those data/results and always provided that copyright symbol appears together as follows below.

© DORNA, 2017

Official MotoGP Timing by TISSOT
www.motogp.com






5513 m.

RED BULL GRAND PRIX OF THE AMERICAS

Qualifying Nr. 2

Fastest Laps Sequence

<i>Practice Time</i>	 <i>Rider</i>	<i>Nation</i>	<i>Motorcycle</i>	<i>Time</i>	<i>Km/h</i>	<i>Rider's Lap</i>
4'17.712	93 Marc MARQUEZ	SPA	HONDA	2'03.675	160.4	2
6'20.754	93 Marc MARQUEZ	SPA	HONDA	2'03.042	161.3	3
16'27.177	25 Maverick VIÑALES	SPA	YAMAHA	2'02.871	161.5	7
16'57.564	93 Marc MARQUEZ	SPA	HONDA	2'02.741	161.6	7

These data/results cannot be reproduced, stored and/or transmitted in whole or in part by any manner of electronic, mechanical, photocopying, recording, broadcasting or otherwise now known or herein after developed without the previous express consent by the copyright owner, except for reproduction in daily press and regular printed publications on sale to the public within 60 days of the event related to those data/results and always provided that copyright symbol appears together as follows below.

© DORNA, 2017

Official MotoGP Timing by TISSOT
www.motogp.com

Austin, Saturday, April 22, 2017

