


4806 m.

GRAN PREMIO MOTUL DE LA REPÚBLICA ARGENTINA

Free Practice Nr. 1

Classification

3

	Rider	Nation	Team	Motorcycle	Time	Lap Total	Gap	Top Speed
1	7 Lorenzo BALDASSARRI	ITA	Forward Racing Team	KALEX	<b>1'44.943</b>	19 19		<b>261.8</b>
2	21 Franco MORBIDELLI	ITA	EG 0,0 Marc VDS	KALEX	<b>1'45.167</b>	14 21	0.224 0.224	<b>266.3</b>
3	12 Thomas LUTHI	SWI	CarXpert Interwetten	KALEX	<b>1'45.316</b>	17 18	0.373 0.149	<b>258.6</b>
4	77 Dominique AEGERTER	SWI	Kiefer Racing	SUTER	<b>1'45.341</b>	21 21	0.398 0.025	<b>257.7</b>
5	23 Marcel SCHROTTER	GER	Dynavolt Intact GP	SUTER	<b>1'45.381</b>	8 19	0.438 0.040	<b>257.1</b>
6	87 Remy GARDNER	AUS	Tech 3 Racing	TECH 3	<b>1'45.462</b>	17 19	0.519 0.081	<b>260.2</b>
7	54 Mattia PASINI	ITA	Italtrans Racing Team	KALEX	<b>1'45.603</b>	17 20	0.660 0.141	<b>258.1</b>
8	73 Alex MARQUEZ	SPA	EG 0,0 Marc VDS	KALEX	<b>1'45.616</b>	6 13	0.673 0.013	<b>266.6</b>
9	11 Sandro CORTESE	GER	Dynavolt Intact GP	SUTER	<b>1'45.616</b>	18 19	0.673	<b>259.5</b>
10	55 Hafizh SYAHRIN	MAL	Petronas Raceline Malaysia	KALEX	<b>1'45.708</b>	16 16	0.765 0.092	<b>255.1</b>
11	97 Xavi VIERGE	SPA	Tech 3 Racing	TECH 3	<b>1'45.837</b>	13 18	0.894 0.129	<b>258.9</b>
12	2 Jesko RAFFIN	SWI	Garage Plus Interwetten	KALEX	<b>1'45.846</b>	19 19	0.903 0.009	<b>261.5</b>
13	30 Takaaki NAKAGAMI	JPN	IDEMITSU Honda Team Asia	KALEX	<b>1'45.869</b>	18 18	0.926 0.023	<b>252.1</b>
14	49 Axel PONS	SPA	RW Racing GP	KALEX	<b>1'45.947</b>	19 19	1.004 0.078	<b>257.5</b>
15	32 Isaac VIÑALES	SPA	BE-A-VIP SAG Team	KALEX	<b>1'46.012</b>	16 16	1.069 0.065	<b>262.9</b>
16	40 Fabio QUARTARARO	FRA	Pons HP40	KALEX	<b>1'46.041</b>	21 21	1.098 0.029	<b>260.7</b>
17	24 Simone CORSI	ITA	Speed Up Racing	SPEED UP	<b>1'46.064</b>	14 19	1.121 0.023	<b>257.1</b>
18	44 Miguel OLIVEIRA	POR	Red Bull KTM Ajo	KTM	<b>1'46.084</b>	16 21	1.141 0.020	<b>260.7</b>
19	41 Brad BINDER	RSA	Red Bull KTM Ajo	KTM	<b>1'46.095</b>	19 19	1.152 0.011	<b>264.9</b>
20	9 Jorge NAVARRO	SPA	Federal Oil Gresini Moto2	KALEX	<b>1'46.171</b>	19 20	1.228 0.076	<b>256.9</b>
21	52 Danny KENT	GBR	Kiefer Racing	SUTER	<b>1'46.221</b>	13 15	1.278 0.050	<b>261.3</b>
22	68 Yonny HERNANDEZ	COL	AGR Team	KALEX	<b>1'46.451</b>	19 19	1.508 0.230	<b>258.5</b>
23	57 Edgar PONS	SPA	Pons HP40	KALEX	<b>1'46.477</b>	20 21	1.534 0.026	<b>258.9</b>
24	10 Luca MARINI	ITA	Forward Racing Team	KALEX	<b>1'46.553</b>	18 18	1.610 0.076	<b>266.4</b>
25	42 Francesco BAGNAIA	ITA	SKY Racing Team VR46	KALEX	<b>1'46.584</b>	17 20	1.641 0.031	<b>263.6</b>
26	19 Xavier SIMEON	BEL	Tasca Racing Scuderia Moto2	KALEX	<b>1'46.876</b>	8 14	1.933 0.292	<b>259.9</b>
27	62 Stefano MANZI	ITA	SKY Racing Team VR46	KALEX	<b>1'46.937</b>	18 21	1.994 0.061	<b>261.1</b>
28	60 Julian SIMON	SPA	Garage Plus Interwetten	KALEX	<b>1'47.022</b>	15 20	2.079 0.085	<b>265.6</b>
29	45 Tetsuta NAGASHIMA	JPN	Teluru SAG Team	KALEX	<b>1'47.104</b>	18 21	2.161 0.082	<b>257.8</b>
30	89 Khairul Idham PAWI	MAL	IDEMITSU Honda Team Asia	KALEX	<b>1'47.538</b>	17 18	2.595 0.434	<b>257.9</b>
31	5 Andrea LOCATELLI	ITA	Italtrans Racing Team	KALEX	<b>1'47.579</b>	6 19	2.636 0.041	<b>256.7</b>
32	47 Axel BASSANI	ITA	Speed Up Racing	SPEED UP	<b>1'47.890</b>	15 20	2.947 0.311	<b>256.5</b>

Practice condition: Dry

Air: 26°

Humidity: 74%

Ground: 35°

<b>Fastest Lap:</b>	Lap: 19	<b>Lorenzo BALDASSARRI</b>	<b>1'44.943</b>	164.8 Km/h
<b>Circuit Record Lap:</b>	2015	<b>Jonas FOLGER</b>	<b>1'43.001</b>	167.9 Km/h
<b>Circuit Best Lap:</b>	2015	<b>Johann ZARCO</b>	<b>1'42.809</b>	168.2 Km/h

The results are provisional until the end of the limit for protest and appeals.

Time limit for protest expires 30' after publication of the results - Mr. .... Time: .....

These data/results cannot be reproduced, stored and/or transmitted in whole or in part by any manner of electronic, mechanical, photocopying, recording, broadcasting or otherwise now known or herein after developed without the previous express consent by the copyright owner, except for reproduction in daily press and regular printed publications on sale to the public within 60 days of the event related to those data/results and always provided that copyright symbol appears together as follows below.

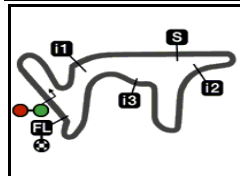
© DORNA, 2017

Official MotoGP Timing by TISSOT

www.motogp.com

Termas de Río Hondo, Friday, April 07, 2017





4806 m.

GRAN PREMIO MOTUL DE LA REPÚBLICA ARGENTINA

Free Practice Nr. 1

Top Speed & Average

4



Rider	Nation	Motorcycle	Top 5 speeds					Average	Top
73 Alex MARQUEZ	SPA	KALEX	266.6	265.6	263.1	259.7	259.1	262.8	266.6
10 Luca MARINI	ITA	KALEX	266.4	259.7	259.4	257.1	255.5	259.6	266.4
21 Franco MORBIDELLI	ITA	KALEX	266.3	262.0	261.3	261.2	260.1	262.2	266.3
60 Julian SIMON	SPA	KALEX	265.6	263.6	262.6	261.2	260.8	262.8	265.6
41 Brad BINDER	RSA	KTM	264.9	264.4	260.9	260.7	260.0	262.2	264.9
42 Francesco BAGNAIA	ITA	KALEX	263.6	263.1	261.5	260.7	259.1	261.6	263.6
32 Isaac VIÑALES	SPA	KALEX	262.9	259.6	258.2	257.7	257.4	259.2	262.9
7 Lorenzo BALDASSARRI	ITA	KALEX	261.8	259.8	257.7	257.1	256.0	258.5	261.8
2 Jesko RAFFIN	SWI	KALEX	261.5	260.1	259.5	258.1	257.1	259.3	261.5
52 Danny KENT	GBR	SUTER	261.3	256.2	255.3	255.2	255.0	256.6	261.3
62 Stefano MANZI	ITA	KALEX	261.1	260.4	259.4	258.6	257.8	259.5	261.1
40 Fabio QUARTARARO	FRA	KALEX	260.7	259.9	257.0	256.8	256.5	258.2	260.7
44 Miguel OLIVEIRA	POR	KTM	260.7	260.0	258.9	258.7	258.5	259.4	260.7
87 Remy GARDNER	AUS	TECH 3	260.2	257.8	256.0	255.5	253.8	256.7	260.2
19 Xavier SIMEON	BEL	KALEX	259.9	257.9	256.6	252.5	252.2	255.8	259.9
11 Sandro CORTESE	GER	SUTER	259.5	257.3	257.3	257.0	257.0	257.6	259.5
57 Edgar PONS	SPA	KALEX	258.9	255.5	255.1	254.6	254.6	255.7	258.9
97 Xavi VIERGE	SPA	TECH 3	258.9	258.3	257.7	254.3	254.3	256.7	258.9
12 Thomas LUTHI	SWI	KALEX	258.6	258.1	258.1	258.0	257.9	258.1	258.6
68 Yonny HERNANDEZ	COL	KALEX	258.5	257.4	257.0	255.1	254.9	256.6	258.5
54 Mattia PASINI	ITA	KALEX	258.1	258.0	255.5	254.7	254.6	256.2	258.1
89 Khairul Idham PAWI	MAL	KALEX	257.9	255.9	255.8	255.7	255.1	256.1	257.9
45 Tetsuta NAGASHIMA	JPN	KALEX	257.8	255.6	254.8	254.8	254.2	255.2	257.8
77 Dominique AEGERTER	SWI	SUTER	257.7	253.7	253.5	252.4	252.4	253.9	257.7
49 Axel PONS	SPA	KALEX	257.5	257.3	257.1	256.6	256.3	257.0	257.5
23 Marcel SCHROTTER	GER	SUTER	257.1	257.0	256.4	256.4	256.3	256.6	257.1
24 Simone CORSI	ITA	SPEED UP	257.1	252.7	252.2	252.1	251.1	253.0	257.1
9 Jorge NAVARRO	SPA	KALEX	256.9	255.3	255.2	254.9	254.8	255.4	256.9
5 Andrea LOCATELLI	ITA	KALEX	256.7	254.1	253.6	253.4	252.6	254.1	256.7
47 Axel BASSANI	ITA	SPEED UP	256.5	256.4	256.4	256.3	256.2	256.4	256.5
55 Hafizh SYAHRIN	MAL	KALEX	255.1	254.5	253.5	253.4	253.2	253.9	255.1
30 Takaaki NAKAGAMI	JPN	KALEX	252.1	251.5	251.4	251.1	250.9	251.4	252.1

These data/results cannot be reproduced, stored and/or transmitted in whole or in part by any manner of electronic, mechanical, photocopying, recording, broadcasting or otherwise now known or herein after developed without the previous express consent by the copyright owner, except for reproduction in daily press and regular printed publications on sale to the public within 60 days of the event related to those data/results and always provided that copyright symbol appears together as follows below.

© DORNA, 2017

Official MotoGP Timing by TISSOT  
www.motogp.com



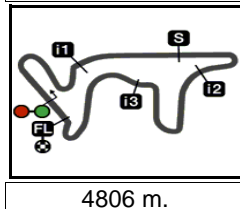
Termas de Río Hondo, Friday, April 07, 2017

GRAN PREMIO MOTUL DE LA REPÚBLICA ARGENTINA

Free Practice Nr. 1

Chronological Analysis of Performances

5



\* Lap / Sector time cancelled      T1 Time from finish line to 1st intermediate      T3 Time from 2nd intermed. to 3rd intermed.  
 P Crossing the finish line in pit lane      T2 Time from 1st intermed. to 2nd intermed.      T4 Time from 3rd intermediate to finish line

Lap	Lap Time	T1	T2	T3	T4	Speed	Lap	Lap Time	T1	T2	T3	T4	Speed
<b>1st 7 Lorenzo BALDASS</b> Forward Racing Team ITA Runs=3 Total laps=19 Full laps=14							<b>3rd 12 Thomas LUTHI</b> CarXpert Interwetten SWI Runs=3 Total laps=18 Full laps=13						
1	2'41.767	1'20.011	29.213	28.108	24.435	236.7	1	2'11.580	50.051	28.325	28.331	24.873	245.5
2	<b>1'48.191</b>	30.937	26.869	26.734	23.651	253.1	2	<b>1'48.514</b>	31.025	27.215	26.631	23.643	254.6
3	<b>1'47.194</b>	30.251	26.479	26.676	23.788	257.7	3	<b>1'46.724</b>	30.342	26.569	26.379	23.434	256.8
4	<b>1'48.269</b>	30.677	26.370	26.631	24.591	261.8	4	<b>1'46.263</b>	30.361	26.354	26.174	23.374	255.6
5	<b>1'46.022</b>	30.097	26.250	26.250	23.425	257.1	5	<b>1'46.128</b>	30.239	26.237	26.064	23.588	256.2
6	<b>1'46.371</b>	30.081	26.247	26.283	23.760	256.0	6	<b>1'45.718</b>	29.964	26.022	26.184	23.548	257.5
7	<b>1'45.994</b>	30.134	26.018	26.262	23.580	259.8	7	<b>1'47.477</b> P	30.169	26.998	28.529	21.781	254.8
8	<b>1'45.738</b> P	30.468	27.334	26.748	21.188	248.4	8	11'04.851	9'47.092	26.984	26.906	23.869	253.8
9	8'41.912	7'24.631	26.854	26.635	23.792	248.5	9	<b>1'46.273</b>	30.153	25.973	26.524	23.623	256.9
10	<b>1'46.182</b>	30.072	26.340	26.209	23.561	250.6	10	<b>1'46.195</b>	30.171	26.155	26.271	23.598	256.1
11	<b>1'45.916</b>	29.984	26.158	26.078	23.696	251.5	11	<b>1'46.266</b>	30.218	26.220	26.260	23.568	258.6
12	<b>1'45.826</b>	30.058	26.177	26.082	23.509	253.1	12	<b>1'45.672</b>	30.038	26.062	26.045	23.527	258.1
13	<b>1'45.834</b>	30.064	26.213	26.009	23.548	250.1	13	<b>1'44.588</b> P	30.017	26.071	26.264	22.236	258.1
14	<b>1'45.871</b>	29.956	26.141	26.064	23.710	252.1	14	5'44.396	4'25.252	27.767	27.207	24.170	248.3
15	<b>1'45.626</b>	29.975	26.175	25.985	23.491	253.4	15	<b>1'46.007</b>	30.147	26.194	26.091	23.575	257.5
16	<b>1'46.305</b> P	31.748	26.746	27.171	20.640	250.9	16	<b>1'45.589</b>	29.976	26.016	25.960	23.637	256.9
17	6'16.714	4'59.571	26.754	26.749	23.640	250.9	17	<b>1'45.316</b>	29.914	25.879	25.992	23.531	258.0
18	<b>1'45.161</b>	29.835	26.129	25.916	23.281	253.4	18	<b>1'45.553</b>	30.010	26.013	26.001	23.529	257.9
19	<b>1'44.943</b>	29.699	26.033	25.837	23.374	252.5							
<b>2nd 21 Franco MORBIDEL</b> EG 0,0 Marc VDS ITA Runs=2 Total laps=21 Full laps=18							<b>4th 77 Dominique AEGER</b> Kiefer Racing SWI Runs=2 Total laps=21 Full laps=18						
1	2'43.113	1'22.288	28.735	27.859	24.231	242.4	1	2'15.607	52.155	29.513	28.743	25.196	248.6
2	<b>1'47.865</b>	31.026	26.445	26.669	23.725	257.9	2	<b>1'50.716</b>	31.782	27.697	26.976	24.261	249.2
3	<b>1'46.718</b>	30.193	26.222	26.516	23.787	261.3	3	<b>1'48.270</b>	30.946	26.901	26.405	24.018	253.7
4	<b>2'00.630</b>	30.873	26.703	37.519	25.535	266.3	4	<b>1'47.550</b>	30.667	26.809	26.318	23.756	251.5
5	<b>1'45.919</b>	30.009	26.215	26.099	23.596	257.3	5	<b>1'47.442</b>	30.397	26.512	26.634	23.899	253.5
6	<b>1'46.550</b>	29.884	26.401	26.768	23.497	255.3	6	<b>1'46.882</b>	30.409	26.525	26.282	23.666	251.0
7	<b>1'45.802</b>	29.924	26.056	26.389	23.433	260.1	7	<b>1'46.567</b>	30.353	26.437	26.121	23.656	252.1
8	<b>1'45.652</b>	30.002	26.039	26.154	23.457	261.2	8	<b>1'46.492</b>	30.262	26.357	26.252	23.621	250.5
9	<b>1'45.463</b>	29.860	26.006	26.124	23.473	259.7	9	<b>1'46.294</b>	30.235	26.267	26.170	23.622	251.1
10	<b>1'45.344</b>	29.844	25.828	26.103	23.569	262.0	10	<b>1'46.505</b>	30.177	26.268	26.317	23.743	251.4
11	<b>1'45.817</b> P	32.050	26.485	26.461	20.821	256.6	11	<b>1'46.405</b>	30.236	26.287	26.211	23.671	252.4
12	7'32.325	6'15.433	26.702	26.508	23.682	252.3	12	<b>1'46.087</b>	30.084	26.326	26.168	23.509	250.3
13	<b>1'45.628</b>	30.008	26.109	26.131	23.380	255.0	13	<b>1'46.160</b>	30.139	26.348	26.160	23.513	251.4
14	<b>1'45.167</b>	29.692	26.103	26.048	23.324	256.9	14	<b>1'45.713</b>	30.054	26.152	26.027	23.480	252.0
15	<b>1'55.603</b>	37.348	27.813	26.887	23.555	247.4	15	<b>1'46.174</b> P	31.602	26.180	27.345	21.047	257.7
16	<b>1'52.833</b>	29.837	26.148	33.247	23.601	257.0	16	9'23.789	8'06.227	26.880	26.822	23.860	248.9
17	<b>1'45.555</b>	29.726	26.105	26.323	23.401	255.4	17	<b>1'46.068</b>	30.132	26.305	26.163	23.468	249.1
18	<b>1'45.292</b>	29.818	26.124	26.044	23.306	255.2	18	<b>1'45.723</b>	29.982	26.190	26.119	23.432	251.2
19	<b>1'45.312</b>	29.675	26.005	26.143	23.489	256.0	19	<b>1'45.668</b>	29.960	26.265	25.981	23.462	249.5
20	<b>1'45.613</b>	29.655	26.006	26.040*	23.912	257.8	20	<b>1'45.393</b>	29.946	26.079	25.989	23.379	250.2
21	<b>2'29.034</b>	1'11.014	27.565	27.073	23.382	250.6	21	<b>1'45.341</b>	29.844	26.061	25.988	23.448	252.4

**Fastest Lap:** Lorenzo BALDASSARRI Forward Racing Team ITA **1'44.943** 29.699 26.033 25.837 23.374

These data/results cannot be reproduced, stored and/or transmitted in whole or in part by any manner of electronic, mechanical, photocopying, recording, broadcasting or otherwise now known or herein after developed without the previous express consent by the copyright owner, except for reproduction in daily press and regular printed publications on sale to the public within 60 days of the event related to those data/results and always provided that copyright symbol appears together as follows below.  
 © DORNA, 2017



## Free Practice Nr. 1

## Moto2

Lap	Lap Time	T1	T2	T3	T4	Speed	Lap	Lap Time	T1	T2	T3	T4	Speed	
<b>5th</b>	<b>23</b>	<b>Marcel SCHROTTE</b> Dynavolt Intact GP GER						11	1'49.708	P 33.786	26.789	26.742	22.391	250.8
		Runs=2	Total laps=19	Full laps=15			12	10'49.396	9'29.432	27.001	26.718	26.245	250.9	
1	3'12.641	1'47.526	31.511	29.172	24.432	205.8	13	<b>1'46.444</b>	30.221	26.300	26.256	23.667	252.9	
2	<b>1'48.811</b>	30.962	27.293	26.686	23.870	253.2	14	<b>1'46.303</b>	30.018	26.418	26.123	23.744	249.1	
3	<b>1'46.844</b>	30.293	26.624	26.405	23.522	254.2	15	<b>1'46.369</b>	30.060	26.375	26.172	23.762	247.3	
4	<b>1'46.028</b>	29.928	26.485	25.925	23.690	253.0	16	<b>2'08.586</b>	31.137	41.204	27.958	28.287	89.4	
5	<b>1'49.700</b>	30.047	26.333	28.804	24.516	256.1	17	<b>1'45.603</b>	<b>29.939</b>	<b>26.153</b>	<b>26.057</b>	<b>23.454</b>	254.7	
6	<b>1'46.170</b>	30.108	26.431	26.137	23.494	253.3	18	<b>1'47.438</b>	29.945	26.557	26.078	24.858	248.9	
7	<b>1'45.708</b>	30.089	26.178	26.066	23.375	255.6	19	<b>1'45.931</b>	29.993	26.234	26.185	23.519	250.1	
8	<b>1'45.381</b>	30.135	26.081	<b>25.848</b>	<b>23.317</b>	255.2	20	<b>1'55.701</b>	31.082	31.251	28.997	24.371	253.2	
9	<b>1'46.345</b>	30.014	<b>25.975</b>	25.945	24.411	256.4								
10	1'45.521	P 31.179	26.895	26.770	20.677	255.1								
11	12'32.433	1'08.222	27.077	27.084	30.050	251.8								
12	<b>1'45.698</b>	30.235	25.997	26.021	23.445	<b>257.1</b>								
13	<b>1'50.563</b>	31.428	27.430	28.214	23.491	253.2								
14	<b>1'46.685</b>	* 30.045	26.044	26.160*	24.436*	256.4								
15	<b>1'45.784</b>	30.113	25.999	26.035	23.637	257.0								
16	<b>1'45.789</b>	30.023	26.292	26.048	23.426	254.5								
17	<b>1'45.454</b>	<b>29.903</b>	26.344	25.882	23.325	253.8								
18	<b>1'45.582</b>	29.959	26.097	26.134	23.392	255.7								
19	1'52.720	P 30.049	29.656	30.920	22.095	256.3								
<b>6th</b>	<b>87</b>	<b>Remy GARDNER</b> Tech 3 Racing AUS												
		Runs=3	Total laps=19	Full laps=14										
1	2'29.084	1'07.229	28.124	28.712	25.019	252.3								
2	<b>1'49.635</b>	31.141	27.256	26.901	24.337	251.0								
3	<b>1'48.442</b>	30.899	26.768	26.717	24.058	252.3								
4	<b>1'47.467</b>	30.482	26.753	26.191	24.041	250.7								
5	<b>1'46.841</b>	30.330	26.362	26.367	23.782	253.8								
6	<b>1'46.428</b>	30.287	26.276	26.083	23.782	256.0								
7	<b>1'46.747</b>	30.487	26.613	26.147	23.500	250.7								
8	1'45.544	P 31.465	26.408	26.758	20.913	251.9								
9	10'28.003	9'00.607	30.884	29.363	27.149	238.9								
10	<b>1'47.349</b>	30.671	26.370	26.379	23.929	252.6								
11	<b>1'46.859</b>	30.511	26.391	26.117	23.840	251.2								
12	<b>1'46.836</b>	30.502	26.388	26.187	23.759	249.3								
13	1'43.021	P 30.435	26.292	26.219	20.075	250.5								
14	5'16.449	3'46.529	28.173	29.355	32.392	247.4								
15	<b>1'46.613</b>	30.550	26.315	<b>25.979</b>	23.769	251.1								
16	<b>1'45.991</b>	30.126	25.849	26.247	23.769	257.8								
17	<b>1'45.462</b>	<b>30.090</b>	<b>25.826</b>	26.143	<b>23.403</b>	<b>260.2</b>								
18	<b>1'45.635</b>	30.178	26.014	26.015	23.428	255.5								
19	<b>1'46.144</b>	30.108	26.260	26.192	23.584	252.4								
<b>7th</b>	<b>54</b>	<b>Mattia PASINI</b> Italtrans Racing Team ITA												
		Runs=2	Total laps=20	Full laps=17										
1	2'40.740	1'18.797	28.874	27.886	25.183	235.5								
2	<b>1'49.130</b>	31.040	27.255	26.734	24.101	251.1								
3	<b>1'47.458</b>	30.497	26.609	26.478	23.874	258.0								
4	<b>1'47.260</b>	30.616	26.344	26.472	23.828	<b>258.1</b>								
5	<b>1'46.454</b>	30.011	26.416	26.284	23.743	254.6								
6	<b>1'46.285</b>	30.024	26.391	26.183	23.687	255.5								
7	<b>1'46.830</b>	30.134	26.847	26.239	23.610	248.5								
8	<b>1'47.017</b>	30.293	26.511	26.210	24.003	253.6								
9	<b>1'50.362</b>	33.404	26.740	26.175	24.043	251.3								
10	<b>1'46.826</b>	30.282	26.275	26.284	23.985	252.7								
<b>9th</b>	<b>11</b>	<b>Sandro CORTESE</b> Dynavolt Intact GP GER												
		Runs=2	Total laps=19	Full laps=16										
1	2'38.125	1'14.989	29.296	28.454	25.386	249.6								
2	<b>1'50.146</b>	31.424	27.313	27.099	24.310	254.4								
3	<b>1'48.672</b>	30.826	26.982	26.820	24.044	257.3								
4	<b>1'48.976</b>	30.708	26.831	27.191	24.246	257.3								
5	<b>1'47.012</b>	30.459	26.503	26.271	23.779	257.0								
6	<b>1'46.800</b>	30.273	26.543	26.163	23.821	255.1								
7	<b>1'46.553</b>	30.228	26.384	26.289	23.652	257.0								
8	<b>1'46.604</b>	30.280	26.298	26.103	23.923	255.8								
9	<b>1'47.812</b>	30.314	26.451	26.770	24.277	<b>259.5</b>								
10	<b>1'46.333</b>	30.229	26.410	26.133	23.561	252.9								
11	1'54.423	P 30.018	26.376	29.207	28.822	253.9								
12	12'51.785	1'23.522	28.811	35.185	24.267	251.3								
13	<b>1'47.548</b>	30.310	26.484	26.929	23.825	256.7								
14	<b>1'47.290</b>	30.282	26.636	26.548	23.824	252.7								
15	<b>1'46.740</b>	30.375	26.444	26.129	23.792	253.4								
16	<b>1'46.338</b>	30.064	26.512	26.236	23.526	253.7								
17	<b>1'45.957</b>	30.056	26.424	<b>26.028</b>	23.449	255.9								
18	<b>1'45.616</b>	<b>29.932</b>	<b>26.207</b>	26.068	<b>23.409</b>	253.6								
19	<b>1'46.027</b>	30.025	26.282	26.151	23.569	251.6								
<b>10th</b>	<b>55</b>	<b>Hafizh SYAHRIN</b> Petronas Raceline Ma MAL												
		Runs=3	Total laps=16	Full laps=11										
1	2'25.680	1'04.048	29.192	27.941	24.499	238.6								
2	<b>1'48.751</b>	30.835	27.308	26.782	23.826	250.7								
3	<b>1'47.373</b>	30.581	26.831	26.420	23.541	251.6								
4	<b>1'46.524</b>	30.123	26.584	26.219	23.598	253.2								
5	<b>1'46.512</b>	30.185	26.535	26.196	23.596	253.4								

**Fastest Lap:** Lorenzo BALDASSARRI Forward Racing Team ITA **1'44.943** 29.699 26.033 25.837 23.374

These data/results cannot be reproduced, stored and/or transmitted in whole or in part by any manner of electronic, mechanical, photocopying, recording, broadcasting or otherwise now known or herein after developed without the previous express consent by the copyright owner, except for reproduction in daily press and regular printed publications on sale to the public within 60 days of the event related to those data/results and always provided that copyright symbol appears together as follows below.  
© DORNA, 2017



# Free Practice Nr. 1

# Moto2

Lap	Lap Time	T1	T2	T3	T4	Speed	Lap	Lap Time	T1	T2	T3	T4	Speed	
6	2'00.409 P	34.508	31.803	31.204	22.894	188.0	<b>13th 30</b> Takaaki NAKAGAMI							
7	13'55.023	2'36.374	26.838	27.030	24.781	253.5		Runs=3	Total laps=18	Full laps=13				
8	<b>1'46.968</b>	30.424	26.483	26.414	23.647	253.0		1	3'20.426	1'56.370	29.778	29.170	25.108	239.5
9	<b>1'46.491</b>	30.237	26.395	26.282	23.577	<b>255.1</b>		2	<b>1'51.588</b>	32.311	27.997	27.182	24.098	249.1
10	<b>1'46.267</b>	<b>30.031</b>	26.422	26.173	23.641	254.5		3	<b>1'47.875</b>	30.737	26.951	26.445	23.742	250.9
11	1'55.270 P	32.910	29.442	28.566	24.352	226.4		4	<b>1'47.191</b>	30.380	26.823	26.418	23.570	249.4
12	5'19.346	4'00.717	27.187	27.698	23.744	248.6		5	<b>1'46.644</b>	30.226	26.439	26.185	23.794	<b>252.1</b>
13	<b>1'46.324</b>	30.130	26.438	26.219	23.537	252.5		6	<b>1'46.672</b>	30.356	26.497	26.325	23.494	249.6
14	<b>1'46.780</b>	30.128	26.625	26.325	23.702	251.1		7	<b>1'46.347</b>	30.232	26.510	26.177	23.428	251.1
15	<b>2'03.733</b>	35.479	37.801	26.955	23.498	140.5		8	1'49.038 P	32.281	27.699	27.342	21.716	247.1
16	<b>1'45.708</b>	30.042	<b>26.153</b>	<b>26.128</b>	<b>23.385</b>	253.0		9	7'09.921	5'51.444	27.522	27.045	23.910	249.2
								10	<b>1'46.363</b>	30.301	26.488	26.103	23.471	249.8
								11	<b>1'45.981</b>	30.096	<b>26.193</b>	26.135	23.557	251.4
								12	<b>1'46.421</b>	30.165	26.458	26.142	23.656	251.5
								13	1'54.263 P	32.170	28.641	28.619	24.833	240.2
								14	8'15.858	6'49.405	28.206	32.402	25.845	245.9
							15	<b>1'48.255</b>	31.003	27.038	26.481	23.733	248.0	
							16	<b>1'46.246</b>	30.261	26.491	<b>26.063</b>	23.431	247.6	
							17	<b>1'45.961</b>	<b>30.035</b>	26.421	26.065	23.440	249.6	
							18	<b>1'45.869</b>	30.045	26.354	26.112	<b>23.358</b>	249.6	
							<b>14th 49</b> Axel PONS							
								Runs=2	Total laps=19	Full laps=16				
1	2'43.533	1'21.506	29.467	28.061	24.499	244.5		1	2'42.746	1'20.268	29.139	28.351	24.988	243.4
2	<b>1'48.702</b>	30.987	27.182	26.650	23.883	254.3		2	<b>1'49.302</b>	31.205	27.107	26.740	24.250	253.1
3	<b>1'47.394</b>	30.582	26.411	26.445	23.956	258.3		3	<b>1'47.326</b>	30.550	26.432	26.446	23.898	257.1
4	<b>1'47.227</b>	30.445	26.642	26.324	23.816	<b>258.9</b>		4	<b>1'51.163</b>	31.042	27.154	28.806	24.161	256.3
5	<b>1'49.875</b>	30.842	27.723	26.967	24.343	245.7		5	<b>1'47.210</b>	30.439	26.624	26.336	23.811	255.7
6	<b>1'46.767</b>	30.160	26.377	26.463	23.767	257.7		6	<b>1'47.108</b>	30.368	26.474	26.343	23.923	<b>257.5</b>
7	<b>1'47.155</b>	30.467	26.613	26.407	23.668	254.3		7	<b>1'46.971</b>	30.293	26.508	26.303	23.867	254.4
8	<b>1'47.069</b>	30.193	26.899	26.346	23.631	250.9		8	<b>1'46.922</b>	30.397	26.394	26.407	23.724	257.3
9	<b>1'46.310</b>	30.156	26.258	26.242	23.654	253.6		9	<b>1'46.639</b>	30.172	26.307	26.332	23.828	256.6
10	1'46.318 P	30.512	27.220	27.562*	21.024	253.9		10	1'50.874 P	35.279	26.880	27.576	21.139	254.2
11	14'54.908	3'33.291	30.634	26.953	24.030	171.9		11	11'35.771	0'17.858	27.082	26.830	24.001	248.9
12	<b>1'46.944</b>	30.255	26.475	26.375	23.839	250.4		12	<b>1'47.577</b>	30.370	26.671	26.593	23.943	253.0
13	<b>1'45.837</b>	29.964	26.278	<b>26.050</b>	23.545	250.8		13	<b>1'46.623</b>	30.301	26.341	26.323	23.658	252.3
14	<b>1'46.205</b>	30.109	26.286	26.053	23.757	250.0		14	<b>1'59.174</b>	40.229	27.701	26.606	24.638	251.3
15	<b>1'45.850</b>	<b>29.889</b>	<b>26.088</b>	26.287	23.586	253.5	15	<b>1'46.746</b>	30.201	26.351	26.433	23.761	253.2	
16	<b>1'45.946</b>	29.996	26.338	26.161	23.451	251.1	16	<b>1'46.679</b>	30.350	26.416	26.303	23.610	253.3	
17	<b>1'51.356</b>	33.198	26.926	26.853	24.379	247.5	17	<b>1'46.414</b>	30.303	26.336	26.186	23.589	253.7	
18	<b>1'45.915</b>	30.100	26.229	26.196	<b>23.390</b>	250.8	18	<b>1'55.827</b>	38.486	26.577	26.534	24.230	255.2	
							19	<b>1'45.947</b>	<b>30.075</b>	<b>26.234</b>	<b>26.182</b>	<b>23.456</b>	256.0	
							<b>15th 32</b> Isaac VIÑALES							
								Runs=3	Total laps=16	Full laps=11				
1	2'16.548	55.905	28.475	27.654	24.514	251.9		1	2'35.670	1'12.802	29.001	28.347	25.520	242.4
2	<b>1'48.877</b>	31.317	26.921	26.615	24.024	258.1		2	<b>1'51.399</b>	32.076	27.748	27.180	24.395	255.8
3	<b>1'47.556</b>	30.499	26.806	26.462	23.789	255.6		3	<b>1'48.836</b>	30.933	26.685	26.611	24.607	259.6
4	<b>1'47.683</b>	30.675	26.537	26.575	23.896	259.5		4	<b>1'47.928</b> *	30.756	26.616	26.451*	24.105*	256.6
5	<b>1'47.249</b>	30.294	26.739	26.474	23.742	252.9		5	<b>1'47.861</b>	30.414	26.637	26.884	23.926	257.7
6	<b>1'47.255</b>	30.337	26.501	26.518	23.899	251.9		6	<b>1'46.629</b>	30.193	26.177	26.384	23.875	<b>262.9</b>
7	<b>1'48.945</b>	30.524	27.651	26.837	23.933	251.6		7	1'45.421 P	30.613	26.533	26.734	21.541	258.2
8	<b>1'46.975</b>	30.376	26.451	26.374	23.774	254.7		8	13'08.263	1'49.541	27.304	27.282	24.136	252.1
9	<b>1'47.080</b>	30.291	26.596	26.394	23.799	254.7		9	<b>1'48.560</b>	30.837	27.011	26.865	23.847	254.7
10	1'46.531 P	30.611	26.929	26.697	22.294	252.5		10	<b>1'47.294</b>	30.325	26.580	26.592	23.797	254.7
11	12'16.290	0'55.116	29.510	27.480	24.184	249.3		11	<b>1'47.110</b>	30.246	26.530	26.509	23.825	255.3
12	<b>1'47.191</b>	30.378	26.577	26.446	23.790	255.0								
13	<b>1'46.628</b>	30.029	26.362	26.316	23.921	255.3								
14	<b>1'47.006</b>	29.953	26.205	27.049	23.799	255.0								
15	<b>1'46.181</b>	<b>29.867</b>	26.269	26.287	23.758	255.9								
16	<b>1'53.674</b>	30.014	28.847	30.498	24.315	260.1								
17	<b>1'45.978</b>	29.867	26.227	26.158	23.726	257.1								
18	<b>1'50.354</b>	30.114	27.131	26.903	26.206	253.4								
19	<b>1'45.846</b>	29.940	<b>26.186</b>	<b>26.154</b>	<b>23.566</b>	<b>261.5</b>								

**Fastest Lap:** Lorenzo BALDASSARRI Forward Racing Team ITA **1'44.943** 29.699 26.033 25.837 23.374

These data/results cannot be reproduced, stored and/or transmitted in whole or in part by any manner of electronic, mechanical, photocopying, recording, broadcasting or otherwise now known or herein after developed without the previous express consent by the copyright owner, except for reproduction in daily press and regular printed publications on sale to the public within 60 days of the event related to those data/results and always provided that copyright symbol appears together as follows below.  
© DORNA, 2017

Official MotoGP Timing by TISSOT  
www.motogp.com

Termas de Río Hondo, Friday, April 07, 2017

Page 3 of 7





## Free Practice Nr. 1

## Moto2

Lap	Lap Time	T1	T2	T3	T4	Speed	Lap	Lap Time	T1	T2	T3	T4	Speed
13	1'47.106	30.577	26.288	26.602	23.639	253.1	6	1'47.604	30.626	26.620	26.362	23.996	251.8
14	1'46.645	30.432	26.115	26.376	23.722	254.3	7	1'47.440	30.567	26.549	26.415	23.909	255.1
15	1'46.425	30.239	26.286	26.349	23.551	254.9	8	1'51.701	33.721	26.820	26.906	24.254	253.2
16	1'48.328 P	32.888	27.101	27.086	21.253	252.5	9	1'47.244	30.569	26.320	26.384	23.971	253.7
17	5'28.479	4'11.166	26.798	26.675	23.840	250.2	10	1'48.097	30.938	26.284	26.563	24.312	258.9
18	1'46.685	30.323	26.684	26.208	23.470	250.0	11	1'47.119	30.488	26.451	26.262	23.918	253.8
19	1'46.171	30.274	26.159	26.269	23.469	255.2	12	1'49.415	32.145	26.670	26.540	24.060	253.1
20	1'55.007	30.330	26.192	32.906	25.579	252.4	13	1'46.989	30.555	26.383	26.373	23.678	252.9
<b>21st 52</b>		<b>Danny KENT</b>		Kiefer Racing		GBR	14	1'46.791	30.434	26.382	26.228	23.747	252.5
		Runs=3		Total laps=15		Full laps=10	15	1'46.783	30.423	26.425	26.260	23.675	251.5
1	2'21.967	59.722	28.845	28.524	24.876	238.8	16	1'55.991 P	34.866	30.344	29.284	21.497	242.2
2	1'52.737 P	31.528	28.174	30.842	22.193	250.6	17	7'59.433	6'30.075	36.523	28.634	24.201	125.9
3	6'30.986	5'11.504	27.302	27.547	24.633	250.9	18	1'47.871	30.745	26.564	26.602	23.960	253.0
4	1'48.413	30.911	26.740	26.740	24.022	251.5	19	1'46.651	30.388	26.301	26.283	23.679	252.7
5	1'47.544	30.555	26.523	26.569	23.897	253.3	20	1'46.477	30.224	26.250	26.175	23.828	253.7
6	1'58.233 P	31.189	31.665	30.335	25.044	202.3	21	1'46.737	30.453	26.388	26.227	23.669	255.5
7	14'08.748	2'40.893	30.615	29.850	27.390	209.8	<b>24th 10</b>		<b>Luca MARINI</b>		Forward Racing Team		ITA
8	1'54.647	32.980	29.125	27.735	24.807	232.3			Runs=3		Total laps=18		Full laps=13
9	1'46.953	30.422	26.315	26.459	23.757	255.0	1	2'33.458	1'08.420	29.214	29.777	26.047	251.4
10	1'53.226	30.600	27.195	30.500	24.931	261.3	2	1'53.290	32.686	27.760	28.055	24.789	251.7
11	1'46.618	30.183	26.238	26.288	23.909	253.7	3	1'52.389	31.528	27.244	29.236	24.381	259.7
12	1'46.605	30.140	26.316	26.316	23.833	255.3	4	1'59.610	30.716	26.589	31.511	30.794	266.4
13	1'46.221	30.107	26.180	26.154	23.780	255.2	5	1'48.784	30.948	26.696	26.795	24.345	257.1
14	1'59.335	36.543	30.949	27.388	24.455	208.5	6	1'48.325	30.587	26.765	26.863	24.110	251.9
15	1'46.252	30.099	26.239	26.221	23.693	256.2	7	1'48.070	30.697	26.639	26.809	23.925	255.5
<b>22nd 68</b>		<b>Yonny HERNANDE</b>		AGR Team		COL	8	1'51.554 P	32.141	28.105	28.975	22.333	253.3
		Runs=2		Total laps=19		Full laps=16	9	9'51.842	8'25.760	29.990	30.173	25.919	241.7
1	2'30.994	1'08.687	28.635	28.739	24.933	258.5	10	1'48.095	30.709	26.683	26.580	24.123	252.8
2	1'49.804	31.588	27.164	26.915	24.137	253.2	11	1'47.658	30.471	26.776	26.461	23.950	252.0
3	1'47.925	30.783	26.426	26.585	24.131	257.4	12	1'46.683	30.188	26.379	26.346	23.770	252.9
4	1'48.646	30.760	26.739	26.684	24.463	254.9	13	1'46.889	30.302	26.237	26.439	23.911	259.4
5	1'47.898	30.630	26.585	26.724	23.959	257.0	14	1'47.995 P	32.917	27.944	26.524	20.610	252.7
6	1'47.715	30.552	26.785	26.545	23.833	254.0	15	6'26.907	5'08.440	27.593	26.862	24.012	250.9
7	1'47.658	30.819	26.578	26.401	23.860	255.1	16	1'51.768 *	30.485	26.721	27.425 *	27.137 *	251.3
8	1'51.373	32.948	27.970	26.569	23.886	250.4	17	1'47.041	30.371	26.487	26.330	23.853	251.9
9	1'49.282	31.865	26.598	26.489	24.330	253.2	18	1'46.553	30.124	26.451	26.286	23.692	254.5
10	1'47.260	30.314	26.620	26.361	23.965	252.7	<b>25th 42</b>		<b>Francesco BAGNAI</b>		SKY Racing Team VR		ITA
11	1'45.870 P	31.090	26.668	26.645	21.467	254.3			Runs=3		Total laps=20		Full laps=15
12	13'32.882	2'10.283	27.895	27.639	27.065	249.3	1	2'29.201	1'06.813	28.268	28.794	25.326	254.4
13	1'47.748	30.737	26.599	26.547	23.865	251.5	2	1'50.682	31.562	27.159	27.400	24.561	257.2
14	1'47.506	30.385	26.666	26.433	24.022	251.2	3	1'48.560	31.009	26.422	26.999	24.130	263.6
15	1'50.017	33.061	26.606	26.414	23.936	252.2	4	1'48.617	30.712	26.847	26.736	24.322	256.2
16	1'46.875	30.346	26.328	26.395	23.806	252.1	5	1'47.582	30.455	26.423	26.623	24.081	259.1
17	1'47.033	30.360	26.347	26.418	23.908	251.9	6	1'47.260	30.257	26.455	26.536	24.012	257.1
18	1'46.723	30.313	26.371	26.194	23.845	253.0	7	1'46.988	30.363	26.279	26.523	23.823	256.6
19	1'46.451	30.220	26.256	26.247	23.728	253.7	8	1'53.807	36.204	26.648	26.947	24.008	263.1
<b>23rd 57</b>		<b>Edgar PONS</b>		Pons HP40		SPA	9	1'46.913	30.271	26.337	26.447	23.858	258.7
		Runs=2		Total laps=21		Full laps=18	10	2'04.988 P	36.461	28.022	30.680	29.825	240.2
1	2'45.405	1'22.533	29.205	28.594	25.073	238.1	11	8'21.489	7'04.160	26.508	26.770	24.051	256.6
2	1'50.795	31.957	27.320	27.081	24.437	251.9	12	1'47.006	30.332	26.330	26.534	23.810	257.7
3	1'48.408	31.055	26.656	26.534	24.163	254.6	13	1'46.845	30.176	26.203	26.520	23.946	255.5
4	1'48.628	31.066	26.739	26.605	24.218	251.8	14	1'56.311 P	35.058	29.481	29.830	21.942	229.9
5	1'47.647	30.683	26.426	26.446	24.092	254.6	15	4'51.179	3'34.353	26.409	26.506	23.911	257.0
							16	1'47.221	30.213	26.108	26.755	24.145	260.7

**Fastest Lap:** Lorenzo BALDASSARRI Forward Racing Team ITA 1'44.943 29.699 26.033 25.837 23.374

These data/results cannot be reproduced, stored and/or transmitted in whole or in part by any manner of electronic, mechanical, photocopying, recording, broadcasting or otherwise now known or herein after developed without the previous express consent by the copyright owner, except for reproduction in daily press and regular printed publications on sale to the public within 60 days of the event related to those data/results and always provided that copyright symbol appears together as follows below.  
© DORNA, 2017

## Free Practice Nr. 1

## Moto2

Lap	Lap Time	T1	T2	T3	T4	Speed	Lap	Lap Time	T1	T2	T3	T4	Speed
17	1'46.584	30.144	26.193	26.420	23.827	256.8	9	1'47.043	30.405	26.113	26.610	23.915	263.6
18	1'46.929	30.067	26.172	26.418	24.272	258.4	10	1'51.351 P	33.453	27.701	28.233	21.964	259.2
19	1'46.766	30.036	26.079	26.562	24.089	261.5	11	1'31.342	0'03.625	29.585	28.714	29.418	230.2
20	1'46.594	30.053	26.275	26.411	23.855	256.9	12	1'51.253	31.300	27.155	27.709	25.089	256.7
<b>26th 19 Xavier SIMEON</b> Tasca Racing Scuderi BEL							13	1'47.462	30.563	26.311	26.656	23.932	260.2
Runs=2 Total laps=14 Full laps=10							14	1'48.551	30.865	26.940	26.616	24.130	253.8
1	2'34.792	1'12.178	28.844	28.260	25.510	244.7	15	1'47.022	30.507	26.170	26.479	23.866	261.2
2	1'51.298	31.759	27.667	27.411	24.461	252.2	16	1'47.249	30.643	26.414	26.413	23.779	256.9
3	1'48.647	30.999	26.792	26.671	24.185	256.6	17	1'47.096	30.379	26.414	26.363	23.940	256.5
4	1'48.214	30.597	27.078	26.512	24.027	248.6	18	1'47.073	30.529	26.329	26.412	23.803	258.0
5	1'47.348	30.206	26.765	26.389	23.988	251.5	19	1'47.041	30.491	26.251	26.414	23.885	259.7
6	1'46.951	30.186	26.583	26.309	23.873	248.7	20	1'47.278	30.433	26.259	26.728	23.858	260.0
7	1'49.257	31.475	27.086	26.656	24.040	252.5	<b>29th 45 Tetsuta NAGASHIM</b> Teluru SAG Team JPN						
8	1'46.876	30.226	26.446	26.361	23.843	257.9	Runs=2 Total laps=21 Full laps=18						
9	1'45.917 P	30.630	26.154	27.051	22.082	259.9	1	2'17.026	54.759	28.979	28.099	25.189	252.8
10	1'1'08.364	9'50.162	27.003	27.449	23.750	246.2	2	1'51.182	32.500	27.602	26.934	24.146	251.9
11	1'46.998	30.234	26.690	26.257	23.817	247.7	3	1'50.749	32.022	27.385	27.032	24.310	254.8
12	1'47.000	30.190	26.557	26.345	23.908	249.0	4	1'49.572	31.973	26.954	26.538	24.107	252.4
13	1'46.974	30.061	26.492	26.468	23.953	250.2	5	1'47.813	30.828	26.283	26.570	24.132	257.8
14	1'57.221 P	34.382	29.095	32.032	21.712	238.4	6	1'54.768	31.512	32.236	26.835	24.185	251.4
<b>27th 62 Stefano MANZI</b> SKY Racing Team VR ITA							7	1'49.173	31.798	26.808	26.554	24.013	255.6
Runs=2 Total laps=21 Full laps=18							8	1'48.106	30.912	26.509	26.398	24.287	253.5
1	2'27.515	1'04.808	29.062	28.432	25.213	250.1	9	1'48.609 P	31.228	27.718	26.531	23.132	241.6
2	1'51.908	31.965	27.835	27.396	24.712	250.3	10	9'27.915	8'09.414	26.944	27.231	24.326	251.5
3	1'49.144	31.256	26.782	26.933	24.173	257.4	11	1'48.094	31.325	26.468	26.305	23.996	253.8
4	1'48.870	31.060	26.734	26.806	24.270	255.3	12	1'47.596	30.878	26.365	26.366	23.987	253.7
5	1'48.634 *	30.788	26.510	27.278*	24.058*	259.4	13	1'47.166	30.605	26.358	26.428	23.775	253.2
6	1'47.922	30.652	26.615	26.732	23.923	256.4	14	1'51.149	30.537	26.489	30.086	24.037	254.2
7	1'48.252	30.832	26.603	26.871	23.946	257.2	15	1'53.440	31.245	26.333	27.060	28.802	254.8
8	1'52.909	35.018	26.785	27.133	23.973	258.6	16	1'47.757	30.983	26.401	26.436	23.937	254.2
9	1'48.355	30.885	26.627	26.873	23.970	260.4	17	1'50.324	31.691	26.745	27.726	24.162	250.6
10	1'48.351	30.658	26.857	26.728	24.108	256.8	18	1'47.104	30.401	26.478	26.315	23.910	253.6
11	1'51.167 P	34.162	27.167	27.918	21.920	255.7	19	1'54.812	32.100	31.071	27.725	23.916	249.0
12	9'49.731	8'31.818	26.964	26.866	24.083	254.4	20	1'47.908	30.843	26.616	26.467	23.982	253.4
13	1'48.593	30.853	26.692	26.610	24.438	256.2	21	1'50.560	32.574	26.466	26.626	24.894	254.1
14	1'47.948	30.563	26.522	26.735	24.128	255.7	<b>30th 89 Khairul Idham PAWI</b> IDEMITSU Honda Te MAL						
15	1'47.960	30.687	26.574	26.793	23.906	256.7	Runs=2 Total laps=18 Full laps=15						
16	1'48.033	30.826	26.548	26.680	23.979	255.2	1	2'36.211	1'03.200	31.530	35.331	26.150	248.0
17	1'47.385	30.757	26.333	26.548	23.747	257.7	2	1'51.884	32.101	27.793	27.631	24.359	253.4
18	1'46.937	30.610	26.202	26.392	23.733	257.5	3	1'50.579	31.514	27.282	27.204	24.579	255.7
19	1'47.398	30.550	26.374	26.612	23.862	257.3	4	1'49.760	30.787	27.145	27.593	24.235	255.8
20	1'47.570	30.561	26.457	26.622	23.930	257.8	5	1'48.855	30.831	26.738	27.039	24.247	257.9
21	1'47.638	30.814	26.359	26.638	23.827	261.1	6	1'48.622	30.704	26.775	26.850	24.293	255.1
<b>28th 60 Julian SIMON</b> Garage Plus Interwett SPA							7	1'49.134	30.859	26.830	27.018	24.427	255.9
Runs=2 Total laps=20 Full laps=17							8	1'54.660	31.311	29.261	29.442	24.646	253.8
1	2'34.541	1'10.825	28.798	29.041	25.877	232.1	9	1'49.004	30.932	26.883	26.879	24.310	254.1
2	1'52.443	32.513	27.494	27.741	24.695	259.9	10	1'48.741	30.819	26.847	26.865	24.210	254.7
3	1'50.649	31.731	27.057	27.391	24.470	260.7	11	1'50.082 P	32.015	27.631	28.671	21.765	251.0
4	1'48.727	30.819	26.679	26.979	24.250	265.6	12	14'14.318	2'53.891	28.542	27.441	24.444	247.1
5	1'48.682	31.230	26.574	26.879	23.999	262.6	13	1'48.656	30.914	26.987	26.659	24.096	251.9
6	1'47.988	30.577	26.477	26.849	24.085	259.5	14	1'55.472	34.852	27.135	29.080	24.405	250.2
7	1'48.186	30.851	26.825	26.738	23.772	260.6	15	1'47.776	30.563	26.549	26.608	24.056	253.9
8	1'47.931	30.617	26.470	26.966	23.878	260.8	16	1'47.557	30.483	26.829	26.373	23.872	253.3
							17	1'47.538	30.370	26.597	26.577	23.994	254.2

**Fastest Lap:** Lorenzo BALDASSARRI Forward Racing Team ITA 1'44.943 29.699 26.033 25.837 23.374

These data/results cannot be reproduced, stored and/or transmitted in whole or in part by any manner of electronic, mechanical, photocopying, recording, broadcasting or otherwise now known or herein after developed without the previous express consent by the copyright owner, except for reproduction in daily press and regular printed publications on sale to the public within 60 days of the event related to those data/results and always provided that copyright symbol appears together as follows below.  
© DORNA, 2017



## Free Practice Nr. 1

Moto2

Lap	Lap Time	T1	T2	T3	T4	Speed	Lap	Lap Time	T1	T2	T3	T4	Speed
18	<b>2'00.387</b>	35.237	29.537	28.076	27.537	249.6							

**31st** **5** **Andrea LOCATELLI** Italtrans Racing Team ITA  
Runs=2 Total laps=19 Full laps=16

1	2'14.086	53.039	28.530	27.959	24.558	248.9
2	<b>1'50.202</b>	31.230	27.284	27.394	24.294	250.5
3	<b>1'48.482</b>	30.816	26.927	26.723	24.016	252.1
4	<b>1'48.185</b>	30.608	26.955	26.653	23.969	250.8
5	<b>1'48.546</b>	30.744	27.077	26.725	24.000	250.1
6	<b>1'47.579</b>	30.687	26.628	<b>26.457</b>	<b>23.807</b>	<b>256.7</b>
7	<b>1'48.274</b>	30.673	26.826	26.712	24.063	251.6
8	<b>1'48.291</b>	30.671	26.864	26.747	24.009	250.8
9	<b>1'48.287</b>	30.737	26.765	26.801	23.984	252.6
10	1'45.228 P	30.607	26.779	27.018	20.824	251.6
11	12'59.570	1'40.063	27.466	26.936	25.105	246.1
12	<b>1'47.783</b>	30.824	26.554	26.521	23.884	252.1
13	<b>1'47.749</b>	30.468	<b>26.471</b>	26.764	24.046	253.6
14	<b>1'47.936</b>	30.557	26.622	26.716	24.041	251.9
15	<b>2'05.207</b>	30.774	28.093	33.884	32.456	247.8
16	<b>1'48.780</b>	30.644	27.454	26.720	23.962	250.4
17	<b>1'47.954</b>	30.459	26.765	26.720	24.010	254.1
18	<b>1'48.149</b>	30.545	26.762	26.876	23.966	253.4
19	<b>1'50.100</b>	<b>30.421</b>	26.687	26.895	26.097	250.6

**32nd** **47** **Axel BASSANI** Speed Up Racing ITA  
Runs=2 Total laps=20 Full laps=17

1	2'31.648	1'07.665	29.086	29.221	25.676	252.2
2	<b>1'53.391</b>	32.610	28.010	27.888	24.883	251.4
3	<b>1'50.792</b> *	31.831	27.294	27.028*	24.639*	252.9
4	<b>1'50.351</b> *	31.266	27.127	27.349*	24.609*	255.0
5	<b>1'49.653</b>	30.874	26.952	27.371	24.456	256.4
6	<b>1'49.256</b>	30.902	26.917	27.052	24.385	254.9
7	<b>1'49.772</b>	31.233	26.843	27.155	24.541	255.5
8	<b>1'49.652</b>	31.116	27.041	26.995	24.500	253.7
9	<b>1'49.890</b>	31.187	26.764	27.337	24.602	253.8
10	<b>1'49.945</b>	31.216	27.043	27.128	24.558	253.0
11	1'53.740 P	32.701	28.575	30.442	22.022	251.3
12	11'23.177	0'03.258	27.833	27.552	24.534	251.7
13	<b>1'48.734</b>	30.984	26.545	26.807	24.398	256.4
14	<b>1'48.058</b>	30.630	26.609	26.664	24.155	256.3
15	<b>1'47.890</b>	30.598	26.508	26.750	<b>24.034</b>	254.3
16	<b>1'48.482</b>	30.974	26.587	26.738	24.183	<b>256.5</b>
17	<b>1'48.236</b>	30.833	<b>26.498</b>	26.578	24.327	256.2
18	<b>1'48.266</b>	<b>30.564</b>	26.561	26.769	24.372	253.9
19	<b>1'48.835</b>	30.805	26.884	26.908	24.238	254.6
20	<b>1'48.216</b>	30.775	26.695	<b>26.554</b>	24.192	253.8

**Fastest Lap:** Lorenzo BALDASSARRI Forward Racing Team ITA **1'44.943** 29.699 26.033 25.837 23.374

These data/results cannot be reproduced, stored and/or transmitted in whole or in part by any manner of electronic, mechanical, photocopying, recording, broadcasting or otherwise now known or herein after developed without the previous express consent by the copyright owner, except for reproduction in daily press and regular printed publications on sale to the public within 60 days of the event related to those data/results and always provided that copyright symbol appears together as follows below.  
© DORNA, 2017

Official MotoGP Timing by TISSOT  
www.motogp.com

Termas de Río Hondo, Friday, April 07, 2017

Page 7 of 7

*moto2*





4806 m.

# GRAN PREMIO MOTUL DE LA REPÚBLICA ARGENTINA

## Free Practice Nr. 1

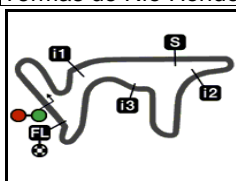
### Best Partial Times

*IT* Ideal Lap Time, sum of the best partial times

*BT* Best Lap Time

T1		T2		T3		T4						
Pos	Rider	Time	Rider	Time	Rider	Time	Rider	Time	Pos	Rider	IT	BT
1	F.MORBIDELLI	29.655	R.GARDNER	25.826	L.BALDASSARRI	25.837	L.BALDASSARRI	23.281	1	F.MORBIDELLI	1'44.833	1'45.167 (2)
2	L.BALDASSARRI	<b>29.699</b>	F.MORBIDELLI	<b>25.828</b>	M.SCHROTTER	<b>25.848</b>	A.MARQUEZ	<b>23.293</b>	2	L.BALDASSARRI	1'44.835	1'44.943 (1)
3	D.AEGERTER	29.844	T.LUTHI	25.879	T.LUTHI	25.960	F.MORBIDELLI	23.306	3	M.SCHROTTE	1'45.043	1'45.381 (5)
4	A.MARQUEZ	<b>29.857</b>	M.SCHROTTER	<b>25.975</b>	R.GARDNER	<b>25.979</b>	M.SCHROTTER	<b>23.317</b>	4	T.LUTHI	1'45.127	1'45.316 (3)
5	J.RAFFIN	29.867	L.BALDASSARRI	26.018	D.AEGERTER	25.981	T.NAKAGAMI	23.358	5	D.AEGERTER	1'45.265	1'45.341 (4)
6	X.VIERGE	<b>29.889</b>	D.AEGERTER	<b>26.061</b>	S.CORTESE	<b>26.028</b>	T.LUTHI	<b>23.374</b>	6	R.GARDNER	1'45.298	1'45.462 (6)
7	M.SCHROTTER	29.903	F.BAGNAIA	26.079	F.MORBIDELLI	26.044	D.AEGERTER	23.379	7	A.MARQUEZ	1'45.410	1'45.616 (8)
8	T.LUTHI	<b>29.914</b>	X.VIERGE	<b>26.088</b>	X.VIERGE	<b>26.050</b>	H.SYHRIN	<b>23.385</b>	8	X.VIERGE	1'45.417	1'45.837 (11)
9	S.CORSI	29.928	I.VIÑALES	26.090	M.PASINI	26.057	X.VIERGE	23.390	9	S.CORTESE	1'45.576	1'45.616 (9)
10	S.CORTESE	<b>29.932</b>	F.QUARTARARO	<b>26.105</b>	T.NAKAGAMI	<b>26.063</b>	R.GARDNER	<b>23.403</b>	10	M.PASINI	1'45.603	1'45.603 (7)
11	M.PASINI	29.939	J.SIMON	26.113	B.BINDER	26.082	S.CORTESE	23.409	11	T.NAKAGAMI	1'45.649	1'45.869 (13)
12	F.QUARTARARO	<b>30.025</b>	J.NAVARRO	<b>26.115</b>	M.OLIVEIRA	<b>26.116</b>	M.PASINI	<b>23.454</b>	12	H.SYHRIN	1'45.697	1'45.708 (10)
13	B.BINDER	30.031	S.CORSI	26.119	A.MARQUEZ	26.125	A.PONS	23.456	13	J.RAFFIN	1'45.773	1'45.846 (12)
14	H.SYHRIN	<b>30.031</b>	A.MARQUEZ	<b>26.135</b>	H.SYHRIN	<b>26.128</b>	J.NAVARRO	<b>23.469</b>	14	S.CORSI	1'45.815	1'46.064 (17)
15	T.NAKAGAMI	30.035	M.PASINI	26.153	J.RAFFIN	26.154	B.BINDER	23.556	15	B.BINDER	1'45.846	1'46.095 (19)
16	F.BAGNAIA	<b>30.036</b>	H.SYHRIN	<b>26.153</b>	D.KENT	<b>26.154</b>	F.QUARTARARO	<b>23.559</b>	16	I.VIÑALES	1'45.946	1'46.012 (15)
17	I.VIÑALES	30.045	X.SIMEON	26.154	S.CORSI	26.161	I.VIÑALES	23.562	17	A.PONS	1'45.947	1'45.947 (14)
18	M.OLIVEIRA	<b>30.046</b>	B.BINDER	<b>26.177</b>	E.PONS	<b>26.175</b>	J.RAFFIN	<b>23.566</b>	18	M.OLIVEIRA	1'45.950	1'46.084 (18)
19	X.SIMEON	30.061	D.KENT	26.180	A.PONS	26.182	M.OLIVEIRA	23.577	19	F.QUARTARARO	1'46.025	1'46.041 (16)
20	A.PONS	<b>30.075</b>	J.RAFFIN	<b>26.186</b>	Y.HERNANDEZ	<b>26.194</b>	S.CORSI	<b>23.607</b>	20	J.NAVARRO	1'46.031	1'46.171 (20)
21	R.GARDNER	30.090	T.NAKAGAMI	26.193	J.NAVARRO	26.208	E.PONS	23.669	21	D.KENT	1'46.126	1'46.221 (21)
22	D.KENT	<b>30.099</b>	S.MANZI	<b>26.202</b>	I.VIÑALES	<b>26.249</b>	L.MARINI	<b>23.692</b>	22	X.SIMEON	1'46.222	1'46.876 (26)
23	L.MARINI	30.124	S.CORTESE	26.207	X.SIMEON	26.257	D.KENT	23.693	23	E.PONS	1'46.318	1'46.477 (23)
24	Y.HERNANDEZ	<b>30.220</b>	M.OLIVEIRA	<b>26.211</b>	L.MARINI	<b>26.286</b>	Y.HERNANDEZ	<b>23.728</b>	24	F.BAGNAIA	1'46.336	1'46.584 (25)

These data/results cannot be reproduced, stored and/or transmitted in whole or in part by any manner of electronic, mechanical, photocopying, recording, broadcasting or otherwise now known or herein after developed without the previous express consent by the copyright owner, except for reproduction in daily press and regular printed publications on sale to the public within 60 days of the event related to those data/results and always provided that copyright symbol appears together as follows below.  
© DORNA, 2017



4806 m.

# GRAN PREMIO MOTUL DE LA REPÚBLICA ARGENTINA

## Free Practice Nr. 1

### Best Partial Times

*IT* Ideal Lap Time, sum of the best partial times

*BT* Best Lap Time

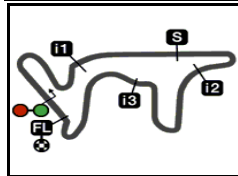
<i>T1</i>			<i>T2</i>			<i>T3</i>			<i>T4</i>				
<i>Pos</i>	<i>Rider</i>	<i>Time</i>	<i>Rider</i>	<i>Time</i>	<i>Rider</i>	<i>Time</i>	<i>Rider</i>	<i>Time</i>	<i>Pos</i>	<i>Rider</i>	<i>IT</i>	<i>BT</i>	
25	E.PONS	30.224	A.PONS	26.234	T.NAGASHIMA	26.305	S.MANZI	23.733	25	L.MARINI	1'46.339	1'46.553 (24)	
26	J.NAVARRO	<b>30.239</b>	L.MARINI	<b>26.237</b>	F.QUARTARARO	<b>26.336</b>	X.SIMEON	<b>23.750</b>	26	Y.HERNANDEZ	1'46.398	1'46.451 (22)	
27	K.PAWI	30.370	E.PONS	26.250	J.SIMON	26.363	J.SIMON	23.772	27	J.SIMON	1'46.627	1'47.022 (28)	
28	J.SIMON	<b>30.379</b>	Y.HERNANDEZ	<b>26.256</b>	K.PAWI	<b>26.373</b>	T.NAGASHIMA	<b>23.775</b>	28	T.NAGASHIMA	1'46.764	1'47.104 (29)	
29	T.NAGASHIMA	30.401	T.NAGASHIMA	26.283	S.MANZI	26.392	A.LOCATELLI	23.807	29	S.MANZI	1'46.877	1'46.937 (27)	
30	A.LOCATELLI	<b>30.421</b>	A.LOCATELLI	<b>26.471</b>	F.BAGNAIA	<b>26.411</b>	F.BAGNAIA	<b>23.810</b>	30	A.LOCATELLI	1'47.156	1'47.579 (31)	
31	S.MANZI	30.550	A.BASSANI	26.498	A.LOCATELLI	26.457	K.PAWI	23.872	31	K.PAWI	1'47.164	1'47.538 (30)	
32	A.BASSANI	<b>30.564</b>	K.PAWI	<b>26.549</b>	A.BASSANI	<b>26.554</b>	A.BASSANI	<b>24.034</b>	32	A.BASSANI	1'47.650	1'47.890 (32)	

These data/results cannot be reproduced, stored and/or transmitted in whole or in part by any manner of electronic, mechanical, photocopying, recording, broadcasting or otherwise now known or herein after developed without the previous express consent by the copyright owner, except for reproduction in daily press and regular printed publications on sale to the public within 60 days of the event related to those data/results and always provided that copyright symbol appears together as follows below.

© DORNA, 2017

Official MotoGP Timing by TISSOT  
www.motogp.com





4806 m.

## GRAN PREMIO MOTUL DE LA REPÚBLICA ARGENTINA

## Free Practice Nr. 1

## Fastest Laps Sequence

<i>Practice Time</i>	 <i>Rider</i>	<i>Nation</i>	<i>Motorcycle</i>	<i>Time</i>	<i>Km/h</i>	<i>Rider's Lap</i>
3'48.657	40 Fabio QUARTARARO	FRA	KALEX	1'50.460	156.6	2
4'00.094	12 Thomas LUTHI	SWI	KALEX	1'48.514	159.4	2
4'29.958	7 Lorenzo BALDASSARRI	ITA	KALEX	1'48.191	159.9	2
4'30.978	21 Franco MORBIDELLI	ITA	KALEX	1'47.865	160.4	2
5'46.818	12 Thomas LUTHI	SWI	KALEX	1'46.724	162.1	3
6'17.696	21 Franco MORBIDELLI	ITA	KALEX	1'46.718	162.1	3
6'17.854	73 Alex MARQUEZ	SPA	KALEX	1'46.182	162.9	3
8'34.324	23 Marcel SCHROTTER	GER	SUTER	1'46.028	163.1	4
9'51.443	7 Lorenzo BALDASSARRI	ITA	KALEX	1'46.022	163.1	5
10'04.245	21 Franco MORBIDELLI	ITA	KALEX	1'45.919	163.3	5
11'04.927	12 Thomas LUTHI	SWI	KALEX	1'45.718	163.6	6
11'36.928	73 Alex MARQUEZ	SPA	KALEX	1'45.616	163.8	6
15'41.283	23 Marcel SCHROTTER	GER	SUTER	1'45.381	164.1	8
18'53.056	21 Franco MORBIDELLI	ITA	KALEX	1'45.344	164.2	10
31'41.993	21 Franco MORBIDELLI	ITA	KALEX	1'45.167	164.5	14
42'08.289	21 Franco MORBIDELLI	ITA	KALEX	1'21.701	211.7	21

These data/results cannot be reproduced, stored and/or transmitted in whole or in part by any manner of electronic, mechanical, photocopying, recording, broadcasting or otherwise now known or herein after developed without the previous express consent by the copyright owner, except for reproduction in daily press and regular printed publications on sale to the public within 60 days of the event related to those data/results and always provided that copyright symbol appears together as follows below.

© DORNA, 2017

Official MotoGP Timing by TISSOT  
www.motogp.com

Termas de Río Hondo, Friday, April 07, 2017

