




4806 m.

GRAN PREMIO MOTUL DE LA REPÚBLICA ARGENTINA

Qualifying
Classification



	Rider	Nation	Team	Motorcycle	Time	Lap Total	Gap	Top Speed
1	17 John MCPHEE	GBR	British Talent Team	HONDA	1'49.094	10 14		227.5
2	8 Nicolo BULEGA	ITA	SKY Racing Team VR46	KTM	1'49.248	14 14	0.154 0.154	225.7
3	88 Jorge MARTIN	SPA	Del Conca Gresini Moto3	HONDA	1'49.323	11 15	0.229 0.075	226.7
4	44 Aron CANET	SPA	Estrella Galicia 0,0	HONDA	1'49.463	10 16	0.369 0.140	224.0
5	21 Fabio DI GIANNANTONIO	ITA	Del Conca Gresini Moto3	HONDA	1'49.486	11 16	0.392 0.023	219.6
6	5 Romano FENATI	ITA	Marinelli Rivacold Snipers	HONDA	1'49.493	10 14	0.399 0.007	224.4
7	58 Juanfran GUEVARA	SPA	RBA BOE Racing Team	KTM	1'49.782	14 14	0.688 0.289	228.9
8	16 Andrea MIGNO	ITA	SKY Racing Team VR46	KTM	1'49.830	4 14	0.736 0.048	228.1
9	24 Tatsuki SUZUKI	JPN	SIC58 Squadra Corse	HONDA	1'49.843	10 15	0.749 0.013	223.5
10	65 Philipp OETTL	GER	Südmotall Schedl GP Racing	KTM	1'49.860	11 15	0.766 0.017	224.3
11	40 Darryn BINDER	RSA	Platinum Bay Real Estate	KTM	1'49.901	4 13	0.807 0.041	219.1
12	11 Livio LOI	BEL	Leopard Racing	HONDA	1'49.927	14 15	0.833 0.026	221.6
13	19 Gabriel RODRIGO	ARG	RBA BOE Racing Team	KTM	1'49.935	14 14	0.841 0.008	227.8
14	23 Niccolò ANTONELLI	ITA	Red Bull KTM Ajo	KTM	1'49.974	8 15	0.880 0.039	216.1
15	33 Enea BASTIANINI	ITA	Estrella Galicia 0,0	HONDA	1'49.978	9 14	0.884 0.004	225.1
16	36 Joan MIR	SPA	Leopard Racing	HONDA	1'50.025	8 14	0.931 0.047	220.0
17	64 Bo BENDSNEYDER	NED	Red Bull KTM Ajo	KTM	1'50.042	11 16	0.948 0.017	224.9
18	27 Kaito TOBA	JPN	Honda Team Asia	HONDA	1'50.067	10 15	0.973 0.025	226.7
19	75 Albert ARENAS	SPA	Aspar Mahindra Moto3	MAHINDRA	1'50.093	5 5	0.999 0.026	220.8
20	6 Maria HERRERA	SPA	AGR Team	KTM	1'50.107	9 15	1.013 0.014	224.3
21	7 Adam NORRODIN	MAL	SIC Racing Team	HONDA	1'50.126	10 15	1.032 0.019	227.9
22	84 Jakub KORNFEL	CZE	Peugeot MC Saxoprint	PEUGEOT	1'50.163	8 14	1.069 0.037	219.0
23	12 Marco BEZZECCHI	ITA	CIP	MAHINDRA	1'50.250	10 16	1.156 0.087	221.2
24	14 Tony ARBOLINO	ITA	SIC58 Squadra Corse	HONDA	1'50.328	10 16	1.234 0.078	222.5
25	71 Ayumu SASAKI	JPN	SIC Racing Team	HONDA	1'50.668	6 15	1.574 0.340	227.0
26	48 Lorenzo DALLA PORTA	ITA	Aspar Mahindra Moto3	MAHINDRA	1'50.681	2 13	1.587 0.013	217.1
27	42 Marcos RAMIREZ	SPA	Platinum Bay Real Estate	KTM	1'50.727	2 13	1.633 0.046	219.1
28	95 Jules DANILO	FRA	Marinelli Rivacold Snipers	HONDA	1'50.781	9 12	1.687 0.054	227.1
29	96 Manuel PAGLIANI	ITA	CIP	MAHINDRA	1'50.783	14 15	1.689 0.002	224.3
30	41 Nakarin ATIRATPHUVAP	THA	Honda Team Asia	HONDA	1'51.180	5 14	2.086 0.397	223.0
31	4 Patrik PULKKINEN	FIN	Peugeot MC Saxoprint	PEUGEOT	1'52.615	4 15	3.521 1.435	221.7

Practice condition: Dry

Air: 18°

Humidity: 88%

Ground: 22°

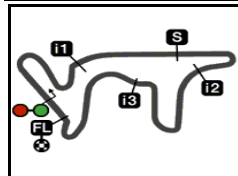
Fastest Lap:	Lap: 10	John MCPHEE	1'49.094	158.5 Km/h
Circuit Record Lap:	2015	Miguel OLIVEIRA	1'48.977	158.7 Km/h
Circuit Best Lap:	2015	Miguel OLIVEIRA	1'48.461	159.5 Km/h

The results are provisional until the end of the limit for protest and appeals.

Time limit for protest expires 30' after publication of the results - Mr. Time:

These data/results cannot be reproduced, stored and/or transmitted in whole or in part by any manner of electronic, mechanical, photocopying, recording, broadcasting or otherwise now known or herein after developed without the previous express consent by the copyright owner, except for reproduction in daily press and regular printed publications on sale to the public within 60 days of the event related to those data/results and always provided that copyright symbol appears together as follows below.

© DORNA, 2017



4806 m.

GRAN PREMIO MOTUL DE LA REPÚBLICA ARGENTINA

Qualifying

Top Speed & Average

21A



Rider	Nation	Motorcycle	Top 5 speeds					Average	Top
58 Juanfran GUEVARA	SPA	KTM	228.9	226.4	226.0	225.9	224.4	226.3	228.9
16 Andrea MIGNO	ITA	KTM	228.1	226.5	223.7	222.3	220.9	224.3	228.1
7 Adam NORRODIN	MAL	HONDA	227.9	227.1	226.4	226.3	224.8	226.5	227.9
19 Gabriel RODRIGO	ARG	KTM	227.8	221.6	220.6	219.8	219.0	221.8	227.8
17 John MCPHEE	GBR	HONDA	227.5	224.7	224.0	223.2	222.9	224.5	227.5
95 Jules DANILO	FRA	HONDA	227.1	226.5	226.2	226.1	225.1	226.2	227.1
71 Ayumu SASAKI	JPN	HONDA	227.0	226.6	226.1	224.2	220.9	224.3	227.0
27 Kaito TOBA	JPN	HONDA	226.7	225.5	222.6	222.3	222.1	223.8	226.7
88 Jorge MARTIN	SPA	HONDA	226.7	224.9	222.4	222.1	221.4	223.5	226.7
8 Nicolo BULEGA	ITA	KTM	225.7	225.3	224.9	224.9	224.1	225.0	225.7
33 Enea BASTIANINI	ITA	HONDA	225.1	223.3	223.1	222.7	221.8	223.2	225.1
64 Bo BENDSNEYDER	NED	KTM	224.9	223.4	223.0	221.0	220.7	222.6	224.9
5 Romano FENATI	ITA	HONDA	224.4	222.9	222.7	222.1	221.7	222.8	224.4
6 Maria HERRERA	SPA	KTM	224.3	223.6	223.3	222.8	222.5	223.3	224.3
65 Philipp OETTL	GER	KTM	224.3	224.0	223.1	223.1	222.1	223.3	224.3
96 Manuel PAGLIANI	ITA	MAHINDRA	224.3	221.3	220.5	220.2	217.3	220.7	224.3
44 Aron CANET	SPA	HONDA	224.0	222.2	221.8	220.0	220.0	221.6	224.0
24 Tatsuki SUZUKI	JPN	HONDA	223.5	222.7	222.5	222.5	222.1	222.7	223.5
41 Nakarin ATIRATPHUVAPAT	THA	HONDA	223.0	219.5	218.8	218.4	218.1	219.6	223.0
14 Tony ARBOLINO	ITA	HONDA	222.5	222.2	222.0	220.9	219.3	221.4	222.5
4 Patrik PULKKINEN	FIN	PEUGEOT	221.7	221.4	219.5	217.1	216.1	219.2	221.7
11 Livio LOI	BEL	HONDA	221.6	220.0	219.7	219.3	218.3	219.8	221.6
12 Marco BEZZECCHI	ITA	MAHINDRA	221.2	219.5	218.9	214.9	214.5	217.8	221.2
75 Albert ARENAS	SPA	MAHINDRA	220.8	218.9	215.1	211.6	211.2	215.5	220.8
36 Joan MIR	SPA	HONDA	220.0	219.1	218.2	218.2	217.9	218.7	220.0
21 Fabio DI GIANNANTONIO	ITA	HONDA	219.6	217.8	217.8	217.3	217.3	218.0	219.6
40 Darryn BINDER	RSA	KTM	219.1	218.5	218.3	218.2	218.0	218.3	219.1
42 Marcos RAMIREZ	SPA	KTM	219.1	219.0	218.8	218.5	218.4	218.8	219.1
84 Jakub KORNFEIL	CZE	PEUGEOT	219.0	218.8	218.7	218.6	218.6	218.7	219.0
48 Lorenzo DALLA PORTA	ITA	MAHINDRA	217.1	217.0	216.9	216.8	216.7	216.9	217.1
23 Niccolò ANTONELLI	ITA	KTM	216.1	215.5	215.5	215.4	215.0	215.5	216.1

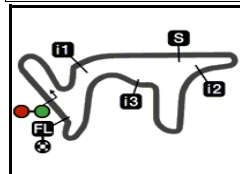
These data/results cannot be reproduced, stored and/or transmitted in whole or in part by any manner of electronic, mechanical, photocopying, recording, broadcasting or otherwise now known or herein after developed without the previous express consent by the copyright owner, except for reproduction in daily press and regular printed publications on sale to the public within 60 days of the event related to those data/results and always provided that copyright symbol appears together as follows below.

© DORNA, 2017

Official MotoGP Timing by TISSOT
www.motogp.com



Termas de Río Hondo, Saturday, April 08, 2017



4806 m.

GRAN PREMIO MOTUL DE LA REPÚBLICA ARGENTINA

Qualifying

Chronological Analysis of Performances



* Lap / Sector time cancelled T1 Time from finish line to 1st intermediate T3 Time from 2nd intermed. to 3rd intermed.
 P Crossing the finish line in pit lane T2 Time from 1st intermed. to 2nd intermed. T4 Time from 3rd intermediate to finish line

Lap	Lap Time	T1	T2	T3	T4	Speed	Lap	Lap Time	T1	T2	T3	T4	Speed
1st 17 John MCPHEE British Talent Team GBR							11	1'49.323	30.696	28.055	26.799	23.773	221.4
Runs=3 Total laps=14 Full laps=9							12	1'48.232 P	31.795	28.508	27.239	20.690	215.6
1	2'59.378	1'35.307	30.115	27.942	26.014	209.0	13	9'31.499 *	8'07.711	31.993	27.582*	24.213*	213.6
2	1'50.758	31.308	28.182	27.288	23.980	221.0	14	1'53.890 *	31.138	28.401	27.666*	26.685*	218.8
3	1'55.435	31.347	31.914	27.703	24.471	214.6	15	1'50.239 *	30.880	28.004	27.035*	24.320*	222.4
4	1'50.258	30.960	27.920	27.362	24.016	224.0	4th 44 Aron CANET Estrella Galicia 0,0 SPA						
5	1'50.973 P	31.142	30.410	27.916	21.505	214.2	Runs=4 Total laps=16 Full laps=10						
6	9'08.679	7'47.475	29.287	27.677	24.240	214.8	1	3'02.645	1'38.463	31.099	28.518	24.565	212.2
7	1'49.748	30.810	27.799	27.265	23.874	223.2	2	1'50.872	31.389	28.166	27.138	24.179	221.8
8	1'53.519	31.003	28.042	30.224	24.250	222.9	3	1'50.450	31.090	28.025	27.216	24.119	220.0
9	1'49.720	30.895	27.870	26.974	23.981	224.7	4	1'51.519	31.350	28.337	27.706	24.126	217.9
10	1'49.094	30.812	27.594	26.833	23.855	227.5	5	1'50.818 P	32.445	29.104	27.917	21.352	212.4
11	1'49.209 P	30.825	29.094	27.754	21.536	220.1	6	6'14.097	4'53.242	28.556	27.312	24.987	215.2
12	7'53.593	6'22.848	31.684	33.377	25.684	197.6	7	1'50.383	30.966	28.236	27.028	24.153	216.2
13	1'54.540	31.497	29.593	27.648	25.802	220.8	8	1'49.832	30.836	28.152	26.953	23.891	217.2
14	1'52.219	31.576	28.795	27.440	24.408	214.4	9	1'54.409	30.900	28.467	30.921	24.121	215.6
2nd 8 Nicolo BULEGA SKY Racing Team VR ITA							10	1'49.463	30.906	27.908	26.915	23.734	224.0
Runs=3 Total laps=14 Full laps=9							11	1'49.733	30.735	28.106	26.982	23.910	222.2
1	3'08.152	1'45.451	29.723	28.189	24.789	212.3	12	1'50.758 P	31.950	28.825	27.255	22.728	220.0
2	1'50.898	31.409	28.372	27.082	24.035	213.7	13	6'55.733 P	5'33.880	29.619	28.516	23.718	216.4
3	1'50.258	31.011	28.284	27.052	23.911	218.6	14	2'32.262 *	1'09.368	31.087	27.743*	24.064*	211.1
4	1'49.934	31.044	27.834	27.017	24.039	224.1	15	1'53.029 *	30.929	28.486	27.937*	25.677*	219.3
5	1'48.159 P	31.040	27.987	27.349*	21.783	224.9	16	1'49.537	30.729	28.020	26.948	23.840	219.3
6	9'06.726	7'45.881	29.217	27.496	24.132	214.9	5th 21 Fabio DI GIANNANT Del Conca Gresini Mo ITA						
7	1'50.558	31.134	28.153	27.186	24.085	216.9	Runs=3 Total laps=16 Full laps=11						
8	1'53.510	30.944	30.438	27.811	24.317	214.6	1	2'18.197	56.420	29.173	27.906	24.698	213.3
9	1'49.976	31.049	27.844	27.162	23.921	225.3	2	1'50.444	31.084	28.278	26.944	24.138	217.0
10	1'47.090 P	30.997	28.047	27.134	20.912	225.7	3	1'50.336	30.849	28.165	27.091	24.231	219.6
11	8'25.362	7'00.634	29.049	28.343	27.336	211.2	4	1'50.278	30.953	28.277	26.988	24.060	215.6
12	1'50.399	31.212	28.015	27.150	24.022	218.0	5	1'50.458	30.867	28.327	27.121	24.143	216.1
13	1'55.904	36.084	28.405	27.060	24.355	214.4	6	1'49.268 P	31.485	28.887	27.933	20.963	214.3
14	1'49.248	30.771	27.864	26.865	23.748	224.9	7	8'54.478	7'34.347	28.933	27.019	24.179	214.4
3rd 88 Jorge MARTIN Del Conca Gresini Mo SPA							8	1'49.536	30.639	28.171	26.824	23.902	217.3
Runs=3 Total laps=15 Full laps=10							9	1'49.520	30.739	28.109	26.873	23.799	217.3
1	2'58.159	1'34.368	29.587	28.472	25.732	213.1	10	1'49.943	30.697	28.307	26.909	24.030	215.6
2	1'54.417	31.421	29.478	29.046	24.472	216.9	11	1'49.486	30.807	27.966	26.910	23.803	217.8
3	1'50.336	31.088	27.992	27.028	24.228	224.9	12	1'46.017 P	30.672	28.211	26.934	20.200	216.1
4	1'57.139	34.936	28.745	29.125	24.333	217.6	13	5'55.600	4'30.387	31.091	28.851	25.271	195.1
5	1'47.700 P	30.916	28.157	27.138	21.489	226.7	14	1'51.753	31.471	28.698	27.434	24.150	216.2
6	6'10.631	4'48.398	28.626	27.522	26.085	216.5	15	1'50.102	30.819	28.100	27.020	24.163	217.8
7	1'50.240	30.911	28.254	27.062	24.013	216.4	16	1'50.513	30.821	28.297	27.303	24.092	216.5
8	1'50.328	30.926	28.276	27.076	24.050	217.4							
9	1'54.940	31.633	32.130	27.157	24.020	195.9							
10	1'49.640	30.848	28.026	26.870	23.896	222.1							

Fastest Lap: John MCPHEE British Talent Team GBR 1'49.094 30.812 27.594 26.833 23.855

These data/results cannot be reproduced, stored and/or transmitted in whole or in part by any manner of electronic, mechanical, photocopying, recording, broadcasting or otherwise now known or herein after developed without the previous express consent by the copyright owner, except for reproduction in daily press and regular printed publications on sale to the public within 60 days of the event related to those data/results and always provided that copyright symbol appears together as follows below.
 © DORNA, 2017



Qualifying

Moto3

Lap	Lap Time	T1	T2	T3	T4	Speed	Lap	Lap Time	T1	T2	T3	T4	Speed
6th 5		Romano FENATI Marinielli Rivacold Sni ITA											
		Runs=3			Total laps=14		Full laps=9						
1	3'00.498	1'37.547	29.502	28.472	24.977	218.6	4	1'50.401	31.029	28.070	27.227	24.075	220.8
2	1'51.332	31.355	28.189	27.265	24.523	218.9	5	1'50.112	P 31.038	28.994	27.989	22.091	217.3
3	1'51.184	31.260	28.234	27.172	24.518	222.9	6	9'03.122	7'41.643	29.689	27.633	24.157	213.7
4	1'54.536	34.097	28.675	27.571	24.193	215.5	7	1'50.709	31.181	28.109	27.226	24.193	220.7
5	1'51.121	31.030	28.108	27.266	24.717	224.4	8	1'50.794	30.957	28.242	27.466	24.129	222.7
6	1'50.670	31.155	28.000	27.207	24.308	218.1	9	1'52.028	31.791	28.607	27.372	24.258	217.4
7	1'51.509	P 33.472	28.872	27.742	21.423	206.9	10	1'49.843	30.971	28.105	26.947	23.820	220.8
8	6'12.872	4'52.613	28.547	27.092	24.620	214.4	11	1'48.624	P 30.905	28.233	27.793	21.693	220.7
9	1'49.525	30.737	27.906	26.867	24.015	222.7	12	6'40.530	5'12.520	31.575	29.858	26.577	194.3
10	1'49.493	30.810	27.970	26.906	23.807	222.1	13	1'59.000	* 31.741	28.425	28.432*	30.402*	223.5
11	1'49.600	30.811	28.062	26.958	23.769	221.7	14	1'53.127	31.401	28.756	27.902	25.068	218.5
12	1'49.791	30.823	28.139	26.938	23.891	220.3	15	1'51.854	31.322	28.278	27.828	24.426	222.5
13	1'48.398	P 31.017	28.507	27.718	21.156	214.7							
14	5'50.932	P 4'26.066	33.635	28.981	22.250	201.9							
7th 58		Juanfran GUEVARA RBA BOE Racing Tea SPA											
		Runs=3			Total laps=14		Full laps=9						
1	3'06.861	1'38.237	32.618	30.728	25.278	198.3							
2	1'50.777	31.359	28.198	27.108	24.112	219.6							
3	1'50.468	31.245	27.921	27.137	24.165	225.9							
4	1'51.347	31.239	28.291	27.215	24.602	219.4							
5	1'50.120	31.070	27.942	27.101	24.007	228.9							
6	1'49.383	P 31.035	27.888	27.702*	22.758	226.4							
7	8'21.259	7'00.373	28.829	27.724	24.333	216.3							
8	1'50.536	31.112	28.072	27.213	24.139	224.4							
9	1'50.821	31.122	28.255	27.247	24.197	218.4							
10	1'49.793	P 31.179	28.445	27.703	22.466	216.8							
11	9'16.113	7'51.056	29.571	29.222	26.264	217.7							
12	2'04.113	31.361	27.929	33.541	31.282	226.0							
13	1'50.069	31.107	28.099	27.024	23.839	221.2							
14	1'49.782	30.855	28.132	26.878	23.917	224.0							
8th 16		Andrea MIGNO SKY Racing Team VR ITA											
		Runs=3			Total laps=14		Full laps=9						
1	3'09.856	1'48.433	29.400	27.635	24.388	209.6							
2	1'50.422	31.120	28.043	27.086	24.173	226.5							
3	1'50.202	* 31.132	27.817	26.946*	24.307*	223.7							
4	1'49.830	30.865	28.073	26.921	23.971	219.7							
5	1'50.502	P 30.831	28.212	30.322	21.137	228.1							
6	8'57.387	7'36.271	29.350	27.392	24.374	213.4							
7	1'50.630	31.028	28.302	27.145	24.155	216.9							
8	1'52.921	31.170	29.827	27.597	24.327	210.0							
9	1'50.682	31.085	28.246	27.169	24.182	218.0							
10	1'51.724	P 31.864	28.436	28.075	23.349	215.9							
11	8'34.927	7'09.442	30.894	29.505	25.086	219.6							
12	1'56.716	31.753	30.568	28.846	25.549	220.9							
13	2'01.314	31.265	37.450	28.484	24.115	215.1							
14	1'50.692	31.094	28.040	27.323	24.235	222.3							
9th 24		Tatsuki SUZUKI SIC58 Squadra Corse JPN											
		Runs=3			Total laps=15		Full laps=10						
1	3'09.256	1'45.718	29.979	28.395	25.164	214.2							
2	1'50.866	31.478	28.045	27.219	24.124	222.1							
3	1'50.685	31.178	28.288	27.057	24.162	222.5							
10th 65		Philipp OETTL Südmetall Schedl GP GER											
		Runs=3			Total laps=15		Full laps=9						
1	3'01.991	1'38.863	30.424	27.828	24.876	219.1							
2	1'50.758	31.358	28.138	26.999	24.263	218.0							
3	1'50.688	31.083	27.941	27.241	24.423	223.1							
4	1'53.046	31.623	29.504	27.672	24.247	216.7							
5	1'52.588	31.155	28.222	27.871	25.340	222.1							
6	1'50.522	31.051	27.951	27.227	24.293	223.1							
7	1'51.642	P 31.437	30.287	28.029	21.889	207.9							
8	5'23.367	4'03.318	28.540	27.343	24.166	219.7							
9	1'50.358	30.960	28.429	27.131	23.838	218.7							
10	1'52.306	31.049	28.472	28.782	24.003	218.7							
11	1'49.860	30.981	27.894	26.971	24.014	224.3							
12	1'50.179	30.978	28.157	26.956	24.088	219.1							
13	1'48.581	P 30.923	28.934	27.791	20.933	218.4							
14	6'42.744	5'16.448	30.346	29.290	26.660	207.5							
15	1'54.336	P 33.665	28.296	29.385	22.990	224.0							
11th 40		Darryn BINDER Platinum Bay Real Es RSA											
		Runs=3			Total laps=13		Full laps=8						
1	3'08.241	1'44.977	30.888	27.737	24.639	213.0							
2	1'51.008	31.521	28.310	27.161	24.016	218.0							
3	1'50.549	30.966	28.417	27.169	23.997	216.4							
4	1'49.901	30.923	28.090	27.019	23.869	218.0							
5	1'50.074	30.943	28.023	27.098	24.010	218.2							
6	1'46.988	P 30.934	28.032	27.285	20.737	218.0							
7	7'17.496	5'55.300	30.597	27.529	24.070	201.6							
8	1'50.529	31.237	28.166	27.202	23.924	219.1							
9	1'48.383	P 31.105	28.925	27.551	20.802	217.5							
10	12'06.240	0'43.887	29.182	27.726	25.445	217.7							
11	1'52.277	32.193	28.659	27.472	23.953	218.3							
12	1'54.472	32.473	28.461	27.267	26.271	217.6							
13	1'50.392	31.042	28.266	27.181	23.903	218.5							
12th 11		Livio LOI Leopard Racing BEL											
		Runs=3			Total laps=15		Full laps=10						
1	2'05.478	44.184	28.934	27.680	24.680	215.0							
2	1'51.222	31.516	28.464	27.113	24.129	218.2							
3	1'50.927	31.177	28.370	27.172	24.208	218.3							
4	1'51.000	31.273	28.418	27.191	24.118	216.9							
5	1'50.909	31.219	28.359	27.149	24.182	217.2							
6	1'49.285	P 31.168	28.398	27.256	22.463	218.1							
7	5'29.842	4'08.455	30.170	27.194	24.023	208.5							

Fastest Lap: John MCPHEE British Talent Team GBR 1'49.094 30.812 27.594 26.833 23.855

These data/results cannot be reproduced, stored and/or transmitted in whole or in part by any manner of electronic, mechanical, photocopying, recording, broadcasting or otherwise now known or herein after developed without the previous express consent by the copyright owner, except for reproduction in daily press and regular printed publications on sale to the public within 60 days of the event related to those data/results and always provided that copyright symbol appears together as follows below.
© DORNA, 2017

Official MotoGP Timing by TISSOT
www.motogp.com

Termas de Río Hondo, Saturday, April 08, 2017 Page 2 of 5



Qualifying

Moto3

Lap	Lap Time	T1	T2	T3	T4	Speed	Lap	Lap Time	T1	T2	T3	T4	Speed
8	1'50.896	31.256	28.236	27.217	24.187	219.3	11	7'01.117	5'36.392	29.521	28.129	27.075	214.0
9	1'53.401	31.389	28.776	28.201	25.035	216.9	12	1'56.543	31.083	29.792	29.410	26.258	217.6
10	1'50.547	31.085	28.210	27.234	24.018	219.7	13	1'55.637 *	31.249	28.611	27.603*	28.174*	216.9
11	1'48.789 P	31.314	28.678	27.663	21.134	216.9	14	1'51.215	31.281	28.569	27.293	24.072	215.1
12	11'11.817	9'46.831	29.348	30.204	25.434	213.1							
13	1'50.220	31.093	28.246	26.989	23.892	220.0							
14	1'49.927	30.931	28.075	27.001	23.920	221.6							
15	1'51.156	31.061	28.367	27.625	24.103	217.0							

13th 19 Gabriel RODRIGO RBA BOE Racing Tea ARG
Runs=3 Total laps=14 Full laps=9

1	3'05.733	1'40.640	31.218	29.115	24.760	211.4
2	1'51.006	31.289	28.081	27.239	24.397	221.6
3	1'51.853	31.153	28.529	27.227	24.944	214.8
4	1'50.487	31.186	28.166	27.086	24.049	219.0
5	1'50.136	31.071	27.914	27.027	24.124	227.8
6	1'48.516 P	31.238	28.435	27.298	21.545	220.6
7	8'21.958	7'00.258	29.092	27.961	24.647	213.8
8	1'52.000	31.293	28.685	27.608	24.414	215.7
9	1'50.667	30.952	28.087	27.009	24.619	219.8
10	1'51.895 P	31.378	28.609	27.871	24.037	215.9
11	9'12.576	7'47.587	29.630	29.288	26.071	216.9
12	2'04.166 *	31.269	30.880	31.204*	30.813*	164.6
13	1'50.295	30.997	28.188	27.005	24.105	216.3
14	1'49.935	30.913	28.145	26.831	24.046	216.7

14th 23 Niccolò ANTONELL Red Bull KTM Ajo ITA
Runs=3 Total laps=15 Full laps=10

1	2'16.503	55.318	29.157	27.630	24.398	213.2
2	1'51.573	31.800	28.402	27.253	24.118	214.9
3	1'51.484	31.168	28.770	27.394	24.152	213.8
4	1'50.447	31.007	28.309	27.132	23.999	214.6
5	1'50.255	31.000	28.282	27.038	23.935	215.4
6	1'49.338 P	31.625	28.779	27.761	21.173	212.8
7	7'29.983	6'09.490	28.636	27.319	24.538	214.7
8	1'49.974	30.911	28.209	26.981	23.873	216.1
9	1'51.208	30.724	28.589	27.732	24.163	215.0
10	1'50.237	30.796	28.367	27.072	24.002	215.5
11	1'49.457 P	32.471	28.582	27.352	21.052	215.5
12	9'06.125	7'37.146	32.751	29.887	26.341	182.5
13	2'02.995	31.348	30.241	30.205	31.201	185.5
14	1'55.553	32.192	31.198	28.050	24.113	199.2
15	1'58.383	31.014	29.385	32.753	25.231	214.6

15th 33 Enea BASTIANINI Estrella Galicia 0,0 ITA
Runs=3 Total laps=14 Full laps=9

1	3'00.958	1'36.438	30.411	28.060	26.049	204.0
2	1'50.773	31.125	28.182	27.189	24.277	221.8
3	1'50.970	31.202	28.333	27.123	24.312	223.3
4	1'55.972	35.490	28.633	27.481	24.368	222.7
5	1'50.424 P	31.152	28.696	28.597	21.979	221.2
6	9'52.822	8'33.006	28.512	27.188	24.116	217.4
7	1'50.322	30.953	28.149	27.152	24.068	218.3
8	1'52.359	33.148	28.061	27.065	24.085	225.1
9	1'49.978	30.780	28.177	26.972	24.049	223.1
10	1'47.404 P	31.007	28.296	27.138	20.963	217.0

16th 36 Joan MIR Leopard Racing SPA
Runs=2 Total laps=14 Full laps=10

1	2'05.946	43.676	29.629	27.808	24.833	201.8
2	1'50.199	31.153	28.099	26.976	23.971	219.1
3	1'50.367	30.926	28.300	27.055	24.086	216.2
4	1'50.363	30.970	28.299	27.109	23.985	217.9
5	1'50.488	31.105	28.251	27.061	24.071	217.2
6	1'50.229	30.953	28.107	27.056	24.113	218.2
7	1'50.242	30.944	28.216	27.019	24.063	217.7
8	1'50.025	30.908	28.144	27.068	23.905	217.3
9	1'50.103	30.963	28.041	27.076	24.023	220.0
10	1'50.042 P	31.803	28.727	27.911	21.601	216.9
11	16'48.022	5'20.177	32.219	29.697	25.929	191.4
12	2'03.913 *	31.757	30.240	30.235*	31.681*	189.7
13	1'54.679	32.287	30.542	27.773	24.077	203.7
14	1'56.962 P	30.938	33.749	29.590	22.685	218.2

17th 64 Bo BENDSNEYDER Red Bull KTM Ajo NED
Runs=3 Total laps=16 Full laps=11

1	2'59.908 *	1'20.603	44.276	28.031*	26.998*	153.3
2	1'51.303	31.256	28.161	27.364	24.522	219.4
3	1'51.598	31.137	28.414	27.408	24.639	220.7
4	1'55.671	35.170	28.676	27.548	24.277	218.4
5	1'51.990	31.485	28.462	27.633	24.410	224.9
6	1'50.409	31.035	28.141	27.094	24.139	220.6
7	1'49.420 P	31.619	28.387	27.521	21.893	214.0
8	4'48.228	3'27.255	29.088	27.322	24.563	208.1
9	1'50.790	31.086	28.423	27.199	24.082	211.9
10	1'52.022	31.170	28.308	27.550	24.994	217.2
11	1'50.042	30.947	28.144	27.059	23.892	223.4
12	1'48.296 P	31.171	28.597	27.312	21.216	212.2
13	9'01.357	7'37.530	29.095	28.185	26.547	216.2
14	1'50.403	31.049	28.143	27.269	23.942	223.0
15	1'55.807	36.016	28.515	27.222	24.054	216.2
16	1'50.172	30.911	28.082	27.117	24.062	221.0

18th 27 Kaito TOBA Honda Team Asia JPN
Runs=3 Total laps=15 Full laps=10

1	3'08.666	1'45.046	30.445	28.401	24.774	214.1
2	1'51.277	31.543	28.208	27.165	24.361	221.7
3	1'51.447	31.267	28.251	27.029	24.900	222.1
4	1'50.698	31.237	28.115	27.039	24.307	220.0
5	1'50.957	31.035	28.417	27.177	24.328	219.4
6	1'49.807 P	32.234	28.505	27.451	21.617	218.9
7	6'37.413	5'16.629	28.976	27.262	24.546	219.4
8	1'50.572	31.118	28.169	27.068	24.217	220.0
9	1'50.307	30.964	28.114	27.030	24.199	219.9
10	1'50.067	30.911	28.135	27.003	24.018	222.6
11	1'50.609 P	32.845	29.005	27.397	21.362	218.7
12	9'09.514	7'36.715	33.397	30.701	28.701	196.0
13	2'01.571	31.630	29.140	29.558	31.243	225.5




Fastest Lap:	John MCPHEE	British Talent Team	GBR	1'49.094	30.812	27.594	26.833	23.855
---------------------	-------------	---------------------	-----	-----------------	--------	--------	--------	--------

These data/results cannot be reproduced, stored and/or transmitted in whole or in part by any manner of electronic, mechanical, photocopying, recording, broadcasting or otherwise now known or herein after developed without the previous express consent by the copyright owner, except for reproduction in daily press and regular printed publications on sale to the public within 60 days of the event related to those data/results and always provided that copyright symbol appears together as follows below.
© DORNA, 2017



Qualifying

Moto3

Lap	Lap Time	T1	T2	T3	T4	Speed	Lap	Lap Time	T1	T2	T3	T4	Speed						
14	1'52.498	31.076	29.098	28.019	24.305	226.7	7	1'50.345	31.097	28.221	27.117	23.910	218.8						
15	1'50.564	31.026	28.122	27.165	24.251	222.3	8	1'50.163	31.023	28.140	27.047	23.953	219.0						
19th 75 Albert ARENAS Aspar Mahindra Moto SPA																			
		Runs=2	Total laps=6	Full laps=3															
1	2'57.219	1'26.688	37.061	28.423	25.047	168.8	9	1'53.831	31.380	28.432	29.794	24.225	218.7						
unfinished		32.177	29.320	27.814		215.1	10	1'47.498	P 31.075	28.215	27.090	21.118	218.6						
2	32'22.367		29.445	28.490	25.520	211.2	11	8'30.079	7'04.560	29.603	29.132	26.784	215.9						
3	1'52.403	32.091	28.843	27.436	24.033	218.9	12	1'57.153	32.000	28.822	29.466	26.865	218.6						
4	1'53.870 *	31.173	28.802	27.855*	26.040*	211.6	13	1'54.034	31.971	28.841	28.725	24.497	214.8						
5	1'50.093	31.063	28.084	26.999	23.947	220.8	14	1'51.318	31.335	28.275	27.283	24.425	217.9						
20th 6 Maria HERRERA AGR Team SPA																			
		Runs=3	Total laps=15	Full laps=10															
1	3'01.931	1'28.559	38.129	29.352	25.891	154.9	23rd 12 Marco BEZZECCHI CIP ITA												
2	1'51.703	31.759	28.287	27.246	24.411	220.6			Runs=4	Total laps=16	Full laps=9								
3	1'51.112	31.288	28.065	27.266	24.493	223.3	1	2'23.950	1'01.391	30.071	27.937	24.551	207.2						
4	1'51.473	31.346	28.178	27.773	24.176	224.3	2	1'52.183	31.489	28.785	27.534	24.375	212.7						
5	1'51.988	P 31.621	28.345	29.789	22.233	222.5	3	1'51.915	31.504	28.703	27.335	24.373	214.1						
6	8'01.605	6'40.511	29.254	27.517	24.323	215.1	4	1'51.476	31.369	28.645	27.185	24.277	212.5						
7	1'50.960	31.143	28.314	27.245	24.258	217.0	5	1'51.796	P 32.122	29.485	28.270	21.919	209.9						
8	1'53.315	31.052	28.388	27.437	26.438	222.8	6	6'20.590	4'59.750	28.879	27.525	24.436	211.3						
9	1'50.107	31.008	28.050	27.093	23.956	223.6	7	1'51.411	31.197	28.607	27.281	24.326	213.8						
10	1'50.587	30.952	28.518	27.125	23.992	219.8	8	1'51.693	P 32.253	29.116	28.003*	22.321	211.6						
11	1'47.689	P 31.259	28.266	27.090	21.074	219.8	9	5'13.966	3'53.830	28.547	27.232	24.357	219.5						
12	7'00.903	5'35.496	30.137	28.116	27.154	212.2	10	1'50.250	30.956	28.140	27.073	24.081	218.9						
13	1'57.374	31.348	29.120	31.055	25.851	221.4	11	1'51.255	31.002	28.429	27.079	24.745	213.1						
14	1'54.897	31.423	28.648	27.502	27.324	220.6	12	1'48.193	P 31.406	28.403	27.524	20.860	214.5						
15	1'52.494	31.395	28.377	27.808	24.914	222.2	13	4'50.866	3'26.398	30.214	28.921	25.333	212.4						
							24th 14 Tony ARBOLINO SIC58 Squadra Corse ITA												
		Runs=3	Total laps=16	Full laps=11															
1	3'08.983	1'42.564	32.580	29.137	24.702	204.4	14	1'58.161	31.961	28.787	29.504	27.909	221.2						
2	1'51.516	31.602	28.326	27.310	24.278	222.1	15	1'51.234	31.215	28.463	27.261	24.295	214.9						
3	1'50.743	31.133	28.101	27.150	24.359	227.1	16	1'51.818	31.162	28.708	27.585	24.363	212.8						
4	1'51.134	31.226	28.457	27.229	24.222	218.2	25th 71 Ayumu SASAKI SIC Racing Team JPN												
5	1'50.482	30.909	27.991	27.375	24.207	221.8			Runs=3	Total laps=15	Full laps=10								
6	1'49.043	P 31.196	28.395	27.558	21.894	218.5	1	3'00.816	1'35.754	31.202	28.688	25.172	202.9						
7	7'14.054	5'47.937	33.664	28.046	24.407	205.4	2	1'51.339	31.456	28.095	27.192	24.596	227.0						
8	1'50.432	30.949	28.105	27.266	24.112	224.8	3	1'52.454	31.275	28.520	27.995	24.664	220.9						
9	1'52.769	30.950	28.275	29.207	24.337	226.3	4	1'51.081	31.196	28.353	27.461	24.071	226.1						
10	1'50.126	30.876	28.059	26.996	24.195	227.9	5	1'54.282	31.423	30.091	27.994	24.774	198.3						
11	1'48.001	P 31.264	28.328	27.331	21.078	220.8	6	1'50.668	30.997	28.103	27.239	24.329	224.2						
12	8'32.658	7'07.024	30.558	29.647	25.429	219.9	7	1'51.014	P 31.752	28.883	27.916	22.463	212.2						
13	2'02.196	31.762	29.782	29.187	31.465	226.4	Fastest Lap: John MCPHEE British Talent Team GBR 1'49.094 30.812 27.594 26.833 23.855												
14	1'55.363	31.159	29.765	29.564	24.875	216.5	These data/results cannot be reproduced, stored and/or transmitted in whole or in part by any manner of electronic, mechanical, photocopying, recording, broadcasting or otherwise now known or herein after developed without the previous express consent by the copyright owner, except for reproduction in daily press and regular printed publications on sale to the public within 60 days of the event related to those data/results and always provided that copyright symbol appears together as follows below.												
15	1'50.623	30.970	28.000	27.271	24.382	223.7	© DORNA, 2017												
22nd 84 Jakub KORNFEIL Peugeot MC Saxoprin CZE																			
		Runs=3	Total laps=14	Full laps=9															
1	2'18.662	56.710	29.671	27.689	24.592	209.9													
2	1'51.214	31.297	28.427	27.229	24.261	217.7													
3	1'51.276	31.289	28.537	27.240	24.210	215.1													
4	1'51.715	31.388	28.703	27.365	24.259	215.1													
5	1'52.146	P 32.217	29.370	28.405	22.154	210.8													
6	9'51.229	8'26.610	29.303	28.178	27.138	215.6													

Fastest Lap: John MCPHEE British Talent Team GBR **1'49.094** 30.812 27.594 26.833 23.855

These data/results cannot be reproduced, stored and/or transmitted in whole or in part by any manner of electronic, mechanical, photocopying, recording, broadcasting or otherwise now known or herein after developed without the previous express consent by the copyright owner, except for reproduction in daily press and regular printed publications on sale to the public within 60 days of the event related to those data/results and always provided that copyright symbol appears together as follows below.
© DORNA, 2017

Official MotoGP Timing by TISSOT
www.motogp.com

Termas de Río Hondo, Saturday, April 08, 2017 Page 4 of 5



Qualifying

Moto3

Lap	Lap Time	T1	T2	T3	T4	Speed	Lap	Lap Time	T1	T2	T3	T4	Speed
26th 48 Lorenzo DALLA PO Aspar Mahindra Moto ITA							Runs=3 Total laps=13 Full laps=8						
1	2'59.618	1'35.777	29.750	27.984	26.107	212.1	1	2'58.481	1'25.412	34.724	30.118	28.227	190.1
2	1'50.681	31.254	28.273	27.138	24.016	216.9	2	1'51.332	31.367	28.276	27.365	24.324	220.5
3	1'52.863	31.256	29.837	27.389	24.381	214.5	3	1'53.760	32.046	30.060	27.414	24.240	217.3
4	1'52.806	31.691	29.062	27.554	24.499	213.8	4	1'53.361	31.619	29.550	27.820	24.372	215.7
5	1'48.556 P	31.415	28.431	27.604	21.106	216.8	5	1'51.935	31.276	28.223	27.458	24.978	221.3
6	8'15.451	6'54.806	29.146	27.253	24.246	212.6	6	1'51.047	31.363	28.137	27.230	24.317	224.3
7	1'52.013	31.288	28.446	27.668	24.611	217.1	7	1'50.668 P	32.037	28.657	27.564	22.410	215.3
8	1'51.954	31.762	28.747	27.261	24.184	216.2	8	5'37.183	4'16.083	28.898	27.732	24.470	212.8
9	1'48.070 P	31.223	28.450	27.368	21.029	217.0	9	1'51.988	31.394	28.791	27.512	24.291	212.9
10	11'14.394	9'46.695	31.622	29.119	26.958	195.2	10	1'51.801	31.447	28.837	27.224	24.293	214.5
11	2'00.266	31.752	30.111	30.363	28.040	216.7	11	1'49.735 P	31.881	28.899	27.625	21.330	212.4
12	1'51.325	31.116	28.455	27.407	24.347	216.7	12	9'23.082	7'58.031	29.805	28.197	27.049	217.2
13	1'51.768	31.330	28.574	27.394	24.470	214.0	13	1'55.459	31.238	28.537	29.761	25.923	216.7
							14	1'50.783	31.252	28.167	27.162	24.202	220.2
							15	1'56.753	31.254	28.671	28.728	28.100	212.9
27th 42 Marcos RAMIREZ Platinum Bay Real Es SPA							Runs=3 Total laps=13 Full laps=8						
1	3'02.988	1'39.271	30.573	28.581	24.563	217.3	1	2'57.760 P	1'36.766	30.433	28.550	22.011	215.4
2	1'50.727	31.331	28.259	27.088	24.049	218.5	2	3'46.376	2'24.900	29.588	27.490	24.398	218.4
3	1'51.115	31.280	28.163	27.359	24.313	218.4	3	1'52.504	31.285	28.640	27.866	24.713	216.8
4	1'57.664 *	31.396	28.384	29.300*	28.584*	219.0	4	1'54.804	31.355	29.769	27.682	25.998	218.8
5	1'50.789	30.928	28.182	27.300	24.379	217.2	5	1'51.180	31.037	28.307	27.369	24.467	223.0
6	1'50.838	31.303	28.211	27.309	24.015	218.8	6	1'50.236 P	31.512	28.615	27.559	22.550	216.5
7	1'49.191 P	31.525	28.592	27.392	21.682	216.8	7	4'48.017 *	3'26.702	29.055	27.582*	24.678*	219.5
8	6'40.251	5'20.056	28.633	27.287	24.275	215.1	8	1'51.819	31.267	28.639	27.504	24.409	215.4
9	1'51.360	31.314	28.355	27.255	24.436	217.5	9	1'52.376	31.402	28.689	27.569	24.716	213.9
10	1'49.615 P	31.353	29.034	27.697	21.531	213.7	10	1'50.311 P	31.337	29.038	27.795	22.141	213.6
11	12'05.977	0'39.105	30.090	31.043	25.739	211.8	11	10'51.716	9'24.480	30.881	29.873	26.482	211.2
12	1'54.863	31.438	28.553	27.364	27.508	218.2	12	2'03.345	31.908	29.345	30.724	31.368	215.7
13	1'50.907	31.344	28.183	27.310	24.070	219.1	13	1'55.414	32.195	29.146	29.673	24.400	211.3
							14	1'51.539	31.241	28.361	27.373	24.564	218.1
28th 95 Jules DANILO Marinelli Rivacold Sni FRA							Runs=3 Total laps=15 Full laps=10						
1	3'04.599	1'40.968	30.318	28.237	25.076	215.1	1	3'04.780	1'39.581	31.026	28.801	25.372	215.6
2	1'52.762	31.635	28.508	27.720	24.899	219.4	2	1'53.225	31.848	28.837	27.740	24.800	213.3
3	1'51.558	31.298	28.533	27.351	24.376	220.0	3	1'52.969	31.492	29.087	27.770	24.620	216.1
4	1'50.861	31.265	28.190	27.232	24.174	223.8	4	1'52.615	31.381	28.886	27.591	24.757	215.0
5	1'51.311	31.014	27.971	27.412	24.914	226.5	5	1'53.626	31.526	29.156	27.781	25.163	212.4
6	1'48.798 P	31.100	29.046	27.297	21.355	226.2	6	1'53.932 P	33.262	29.323	28.297	23.050	213.0
7	7'15.085	5'53.054	30.006	27.752	24.273	211.4	7	7'02.476	5'40.181	29.505	28.014	24.776	210.8
8	1'50.889	31.155	28.172	27.412	24.150	226.1	8	1'52.628	31.499	28.904	27.823	24.402	217.1
9	1'50.781	31.111	28.214	27.264	24.192	227.1	9	1'53.733	31.643	29.679	27.843	24.568	221.4
10	1'49.505 P	31.823	28.229	27.707	21.746	225.1	10	1'53.813	31.851	29.118	27.920	24.924	213.7
11	10'22.239	8'53.370	31.297	30.203	27.369	204.1	11	1'52.759 P	32.189	29.304	28.057	23.209	212.5
12	1'58.300 P	32.430	29.428	29.393	27.049	220.8	12	8'21.268	6'53.458	31.055	30.131	26.624	215.3
							13	2'01.662	32.835	29.314	29.301	30.212	221.7
							14	1'55.541	32.948	29.260	28.140	25.193	215.6
							15	1'56.749	32.070	31.324	28.198	25.157	219.5

Fastest Lap: John MCPHEE British Talent Team GBR **1'49.094** 30.812 27.594 26.833 23.855

These data/results cannot be reproduced, stored and/or transmitted in whole or in part by any manner of electronic, mechanical, photocopying, recording, broadcasting or otherwise now known or herein after developed without the previous express consent by the copyright owner, except for reproduction in daily press and regular printed publications on sale to the public within 60 days of the event related to those data/results and always provided that copyright symbol appears together as follows below.
© DORNA, 2017

Official MotoGP Timing by TISSOT
www.motogp.com

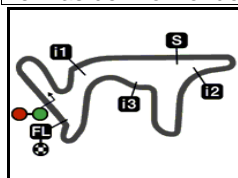
Termas de Río Hondo, Saturday, April 08, 2017 Page 5 of 5



GRAN PREMIO MOTUL DE LA REPÚBLICA ARGENTINA

Provisional Starting Grid

23



4806 m.

Race : 21 laps = 100.926 km



1	1 1'49.094 17 John MCPHEE Honda	2	2 1'49.248 8 Nicolo BULEGA KTM	3	3 1'49.323 88 Jorge MARTIN Honda
2	4 1'49.463 44 Aron CANET Honda	5	5 1'49.486 21 Fabio DI GIANNANTONIO Honda	6	6 1'49.493 5 Romano FENATI Honda
3	7 1'49.782 58 Juanfran GUEVARA KTM	8	8 1'49.830 16 Andrea MIGNO KTM	9	9 1'49.843 24 Tatsuki SUZUKI Honda
4	10 1'49.860 65 Philipp OETTL KTM	11	11 1'49.901 40 Darryn BINDER KTM	12	12 1'49.927 11 Livio LOI Honda
5	13 1'49.935 19 Gabriel RODRIGO KTM	14	14 1'49.974 23 Niccolò ANTONELLI KTM	15	15 1'49.978 33 Enea BASTIANINI Honda
6	16 1'50.025 36 Joan MIR Honda	17	17 1'50.042 64 Bo BENDSNEYDER KTM	18	18 1'50.067 27 Kaito TOBA Honda
7	19 1'50.093 75 Albert ARENAS Mahindra	20	20 1'50.107 6 Maria HERRERA KTM	21	21 1'50.126 7 Adam NORRODIN Honda
8	22 1'50.163 84 Jakub KORNFEL Peugeot	23	23 1'50.250 12 Marco BEZZECCHI Mahindra	24	24 1'50.328 14 Tony ARBOLINO Honda

FIM MotoGP Stewards grid penalty for rider #96

The results are provisional until the end of the limit for protest and appeals and until the ratification of the Event Management Committee.
 Time limit for protest expires 60' at the latest after publication of the results - Mr. Time:

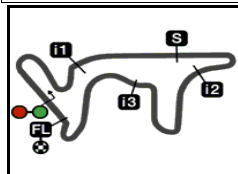
These data/results cannot be reproduced, stored and/or transmitted in whole or in part by any manner of electronic, mechanical, photocopying, recording, broadcasting or otherwise now known or herein after developed without the previous express consent by the copyright owner, except for reproduction in daily press and regular printed publications on sale to the public within 60 days of the event related to those data/results and always provided that copyright symbol appears together as follows below.
 © DORNA, 2017



GRAN PREMIO MOTUL DE LA REPÚBLICA ARGENTINA

Provisional Starting Grid

23



4806 m.

Race : 21 laps = 100.926 km

9

25
1'50.668
71 Ayumu SASAKI
Honda

26
1'50.681
48 Lorenzo DALLA PORTA
Mahindra

27
1'50.727
42 Marcos RAMIREZ
KTM

10

28
1'50.781
95 Jules DANILO
Honda

29
1'51.180
41 Nakarin ATIRATPHUVAPAT
Honda

30
1'52.615
4 Patrik PULKKINEN
Peugeot

11

31
1'50.783
96 Manuel PAGLIANI
Mahindra

FIM MotoGP Stewards grid penalty for rider #96

The results are provisional until the end of the limit for protest and appeals and until the ratification of the Event Management Committee.

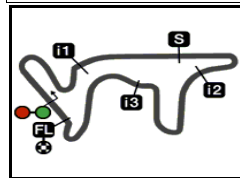
Time limit for protest expires 60' at the latest after publication of the results - Mr. Time:

These data/results cannot be reproduced, stored and/or transmitted in whole or in part by any manner of electronic, mechanical, photocopying, recording, broadcasting or otherwise now known or herein after developed without the previous express consent by the copyright owner, except for reproduction in daily press and regular printed publications on sale to the public within 60 days of the event related to those data/results and always provided that copyright symbol appears together as follows below.

© DORNA, 2017

Official MotoGP Timing by **TISSOT**
www.motogp.com





4806 m.

GRAN PREMIO MOTUL DE LA REPÚBLICA ARGENTINA

After the Qualifying

Event Best Maximum Speed



	<i>Rider</i>	<i>Nation Team</i>	<i>Motorcycle</i>	<i>Km/h</i>	
58	Juanfran GUEVARA	SPA RBA BOE Racing Team	KTM	228.9	Qualifying
16	Andrea MIGNO	ITA SKY Racing Team VR46	KTM	228.1	Qualifying
7	Adam NORRODIN	MAL SIC Racing Team	HONDA	227.9	Qualifying
19	Gabriel RODRIGO	ARG RBA BOE Racing Team	KTM	227.8	Qualifying
17	John MCPHEE	GBR British Talent Team	HONDA	227.5	Qualifying
95	Jules DANILO	FRA Marinelli Rivacold Snipers	HONDA	227.1	Qualifying
71	Ayumu SASAKI	JPN SIC Racing Team	HONDA	227.0	Qualifying
24	Tatsuki SUZUKI	JPN SIC58 Squadra Corse	HONDA	226.8	Free Practice Nr. 3
88	Jorge MARTIN	SPA Del Conca Gresini Moto3	HONDA	226.7	Qualifying
27	Kaito TOBA	JPN Honda Team Asia	HONDA	226.7	Qualifying
14	Tony ARBOLINO	ITA SIC58 Squadra Corse	HONDA	226.0	Free Practice Nr. 3
8	Nicolo BULEGA	ITA SKY Racing Team VR46	KTM	225.7	Qualifying
33	Enea BASTIANINI	ITA Estrella Galicia 0,0	HONDA	225.1	Qualifying
21	Fabio DI GIANNANTONIO	ITA Del Conca Gresini Moto3	HONDA	225.0	Free Practice Nr. 2
64	Bo BENDSNEYDER	NED Red Bull KTM Ajo	KTM	224.9	Qualifying
5	Romano FENATI	ITA Marinelli Rivacold Snipers	HONDA	224.4	Qualifying
96	Manuel PAGLIANI	ITA CIP	MAHINDRA	224.3	Qualifying
65	Philipp OETTL	GER Südmetall Schedl GP Racing	KTM	224.3	Qualifying
6	Maria HERRERA	SPA AGR Team	KTM	224.3	Qualifying
44	Aron CANET	SPA Estrella Galicia 0,0	HONDA	224.0	Qualifying
42	Marcos RAMIREZ	SPA Platinum Bay Real Estate	KTM	223.2	Free Practice Nr. 2
36	Joan MIR	SPA Leopard Racing	HONDA	223.1	Free Practice Nr. 3
41	Nakarin ATIRATPHUVAPAT	THA Honda Team Asia	HONDA	223.0	Qualifying
40	Darryn BINDER	RSA Platinum Bay Real Estate	KTM	222.2	Free Practice Nr. 3
23	Niccolò ANTONELLI	ITA Red Bull KTM Ajo	KTM	221.8	Free Practice Nr. 1
4	Patrik PULKKINEN	FIN Peugeot MC Saxoprint	PEUGEOT	221.7	Qualifying
11	Livio LOI	BEL Leopard Racing	HONDA	221.7	Free Practice Nr. 2
12	Marco BEZZECCHI	ITA CIP	MAHINDRA	221.2	Qualifying
75	Albert ARENAS	SPA Aspar Mahindra Moto3	MAHINDRA	220.8	Qualifying
84	Jakub KORNFEIL	CZE Peugeot MC Saxoprint	PEUGEOT	219.0	Qualifying
48	Lorenzo DALLA PORTA	ITA Aspar Mahindra Moto3	MAHINDRA	217.1	Qualifying

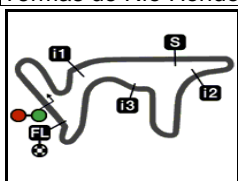
These data/results cannot be reproduced, stored and/or transmitted in whole or in part by any manner of electronic, mechanical, photocopying, recording, broadcasting or otherwise now known or herein after developed without the previous express consent by the copyright owner, except for reproduction in daily press and regular printed publications on sale to the public within 60 days of the event related to those data/results and always provided that copyright symbol appears together as follows below.

© DORNA, 2017

Official MotoGP Timing by TISSOT
www.motogp.com

Termas de Río Hondo, Saturday, April 08, 2017





4806 m.

GRAN PREMIO MOTUL DE LA REPÚBLICA ARGENTINA

Qualifying

Best Partial Times

IT Ideal Lap Time, sum of the best partial times

BT Best Lap Time

T1		T2		T3		T4						
Pos	Rider	Time	Rider	Time	Rider	Time	Rider	Time	Pos	Rider	IT	BT
1	F.DI GIANNANTO	30.639	J.MCPHEE	27.594	J.MARTIN	26.799	A.CANET	23.734	1	J.MCPHEE	1'49.092	1'49.094 (1)
2	J.MARTIN	30.696	A.MIGNO	27.817	F.DI GIANNANTO	26.824	N.BULEGA	23.748	2	N.BULEGA	1'49.218	1'49.248 (2)
3	N.ANTONELLI	30.724	N.BULEGA	27.834	G.RODRIGO	26.831	R.FENATI	23.769	3	F.DI GIANNAN	1'49.228	1'49.486 (5)
4	A.CANET	30.729	J.GUEVARA	27.888	J.MCPHEE	26.833	J.MARTIN	23.773	4	J.MARTIN	1'49.260	1'49.323 (3)
5	R.FENATI	30.737	P.OETTL	27.894	N.BULEGA	26.865	F.DI GIANNANTO	23.799	5	R.FENATI	1'49.279	1'49.493 (6)
6	N.BULEGA	30.771	R.FENATI	27.906	R.FENATI	26.867	T.SUZUKI	23.820	6	A.CANET	1'49.286	1'49.463 (4)
7	E.BASTIANINI	30.780	A.CANET	27.908	J.GUEVARA	26.878	P.OETTL	23.838	7	J.GUEVARA	1'49.460	1'49.782 (7)
8	J.MCPHEE	30.810	G.RODRIGO	27.914	A.CANET	26.915	J.GUEVARA	23.839	8	A.MIGNO	1'49.540	1'49.830 (8)
9	A.MIGNO	30.831	F.DI GIANNANTO	27.966	A.MIGNO	26.921	J.MCPHEE	23.855	9	P.OETTL	1'49.611	1'49.860 (10)
10	J.GUEVARA	30.855	J.DANILO	27.971	T.SUZUKI	26.947	D.BINDER	23.869	10	G.RODRIGO	1'49.704	1'49.935 (13)
11	A.NORRODIN	30.876	T.ARBOLINO	27.985	P.OETTL	26.956	N.ANTONELLI	23.873	11	T.SUZUKI	1'49.717	1'49.843 (9)
12	T.SUZUKI	30.905	A.NORRODIN	27.991	E.BASTIANINI	26.972	L.LOI	23.892	12	N.ANTONELLI	1'49.787	1'49.974 (14)
13	J.MIR	30.908	J.MARTIN	27.992	J.MIR	26.976	B.BENDSNEYDE	23.892	13	J.MIR	1'49.830	1'50.025 (16)
14	K.TOBA	30.911	D.BINDER	28.023	N.ANTONELLI	26.981	J.MIR	23.905	14	D.BINDER	1'49.834	1'49.901 (11)
15	B.BENDSNEYDE	30.911	J.MIR	28.041	L.LOI	26.989	J.KORNFEIL	23.910	15	E.BASTIANINI	1'49.862	1'49.978 (15)
16	G.RODRIGO	30.913	T.SUZUKI	28.045	A.NORRODIN	26.996	A.ARENAS	23.947	16	L.LOI	1'49.887	1'49.927 (12)
17	D.BINDER	30.923	M.HERRERA	28.050	A.ARENAS	26.999	M.HERRERA	23.956	17	B.BENDSNEY	1'49.944	1'50.042 (17)
18	P.OETTL	30.923	E.BASTIANINI	28.061	K.TOBA	27.003	T.ARBOLINO	23.964	18	A.NORRODIN	1'49.975	1'50.126 (21)
19	M.RAMIREZ	30.928	L.LOI	28.075	D.BINDER	27.019	A.MIGNO	23.971	19	K.TOBA	1'50.046	1'50.067 (18)
20	L.LOI	30.931	B.BENDSNEYDE	28.082	J.KORNFEIL	27.047	M.RAMIREZ	24.015	20	M.HERRERA	1'50.048	1'50.107 (20)
21	M.HERRERA	30.952	A.ARENAS	28.084	B.BENDSNEYDE	27.059	L.DALLA PORTA	24.016	21	T.ARBOLINO	1'50.051	1'50.328 (24)
22	M.BEZZECCHI	30.956	A.SASAKI	28.095	M.BEZZECCHI	27.073	K.TOBA	24.018	22	A.ARENAS	1'50.093	1'50.093 (19)
23	T.ARBOLINO	30.970	K.TOBA	28.114	M.RAMIREZ	27.088	G.RODRIGO	24.046	23	J.KORNFEIL	1'50.120	1'50.163 (22)
24	A.SASAKI	30.997	M.PAGLIANI	28.137	M.HERRERA	27.090	E.BASTIANINI	24.049	24	M.RAMIREZ	1'50.194	1'50.727 (27)

These data/results cannot be reproduced, stored and/or transmitted in whole or in part by any manner of electronic, mechanical, photocopying, recording, broadcasting or otherwise now known or herein after developed without the previous express consent by the copyright owner, except for reproduction in daily press and regular printed publications on sale to the public within 60 days of the event related to those data/results and always provided that copyright symbol appears together as follows below.
© DORNA, 2017



4806 m.

GRAN PREMIO MOTUL DE LA REPÚBLICA ARGENTINA
Qualifying
Best Partial Times

IT Ideal Lap Time, sum of the best partial times

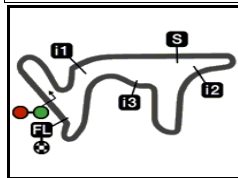
BT Best Lap Time

T1		T2		T3		T4				IT	BT	
<i>Pos</i>	<i>Rider</i>	<i>Time</i>	<i>Rider</i>	<i>Time</i>	<i>Rider</i>	<i>Time</i>	<i>Rider</i>	<i>Time</i>	<i>Pos</i>	<i>Rider</i>		
25	J.DANILO	31.014	M.BEZZECCHI	28.140	T.ARBOLINO	27.132	A.SASAKI	24.071	25	M.BEZZECCHI	1'50.250	1'50.250 (23)
26	J.KORNFEIL	31.023	J.KORNFEIL	28.140	L.DALLA PORTA	27.138	M.BEZZECCHI	24.081	26	A.SASAKI	1'50.355	1'50.668 (25)
27	N.ATIRATPHUVA	31.037	M.RAMIREZ	28.163	M.PAGLIANI	27.162	A.NORRODIN	24.112	27	J.DANILO	1'50.367	1'50.781 (28)
28	A.ARENAS	31.063	N.ANTONELLI	28.209	A.SASAKI	27.192	J.DANILO	24.150	28	L.DALLA POR	1'50.543	1'50.681 (26)
29	L.DALLA PORTA	31.116	L.DALLA PORTA	28.273	J.DANILO	27.232	M.PAGLIANI	24.202	29	M.PAGLIANI	1'50.739	1'50.783 (29)
30	M.PAGLIANI	31.238	N.ATIRATPHUVA	28.307	N.ATIRATPHUVA	27.369	N.ATIRATPHUVA	24.398	30	N.ATIRATPHU	1'51.111	1'51.180 (30)
31	P.PULKKINEN	31.381	P.PULKKINEN	28.837	P.PULKKINEN	27.591	P.PULKKINEN	24.402	31	P.PULKKINEN	1'52.211	1'52.615 (31)

These data/results cannot be reproduced, stored and/or transmitted in whole or in part by any manner of electronic, mechanical, photocopying, recording, broadcasting or otherwise now known or herein after developed without the previous express consent by the copyright owner, except for reproduction in daily press and regular printed publications on sale to the public within 60 days of the event related to those data/results and always provided that copyright symbol appears together as follows below.
 © DORNA, 2017

Official MotoGP Timing by **TISSOT**
 www.motogp.com






4806 m.

GRAN PREMIO MOTUL DE LA REPÚBLICA ARGENTINA

Qualifying

Fastest Laps Sequence

<i>Practice Time</i>	 <i>Rider</i>	<i>Nation</i>	<i>Motorcycle</i>	<i>Time</i>	<i>Km/h</i>	<i>Rider's Lap</i>
3'56.145	36 Joan MIR	SPA	HONDA	1'50.199	157.0	2
8'39.242	8 Nicolo BULEGA	ITA	KTM	1'49.934	157.3	4
8'39.699	40 Darryn BINDER	RSA	KTM	1'49.901	157.4	4
8'40.310	16 Andrea MIGNO	ITA	KTM	1'49.830	157.5	4
21'25.229	17 John MCPHEE	GBR	HONDA	1'49.748	157.6	7
22'12.995	21 Fabio DI GIANNANTONI	ITA	HONDA	1'49.536	157.9	8
22'13.247	5 Romano FENATI	ITA	HONDA	1'49.525	157.9	9
24'02.515	21 Fabio DI GIANNANTONI	ITA	HONDA	1'49.520	157.9	9
24'02.740	5 Romano FENATI	ITA	HONDA	1'49.493	158.0	10
24'04.488	44 Aron CANET	SPA	HONDA	1'49.463	158.0	10
25'52.853	88 Jorge MARTIN	SPA	HONDA	1'49.323	158.2	11
26'57.562	17 John MCPHEE	GBR	HONDA	1'49.094	158.5	10

These data/results cannot be reproduced, stored and/or transmitted in whole or in part by any manner of electronic, mechanical, photocopying, recording, broadcasting or otherwise now known or herein after developed without the previous express consent by the copyright owner, except for reproduction in daily press and regular printed publications on sale to the public within 60 days of the event related to those data/results and always provided that copyright symbol appears together as follows below.

© DORNA, 2017

Official MotoGP Timing by TISSOT
www.motogp.com

Termas de Río Hondo, Saturday, April 08, 2017

