


4652 m.

## GRAN PREMI MONSTER ENERGY DE CATALUNYA

## Free Practice Nr. 1

## Classification

3

	Rider	Nation	Team	Motorcycle	Time	Lap Total	Gap	Top Speed
1	5 Romano FENATI	ITA	Marinelli Rivacold Snipers	HONDA	<b>2'06.206</b>	5 5		<b>223.6</b>
2	36 Joan MIR	SPA	Leopard Racing	HONDA	<b>2'06.573</b>	4 4	0.367 0.367	<b>228.5</b>
3	12 Marco BEZZECCHI	ITA	CIP	MAHINDRA	<b>2'06.582</b>	13 13	0.376 0.009	<b>229.6</b>
4	48 Lorenzo DALLA PORTA	ITA	Aspar Mahindra Moto3	MAHINDRA	<b>2'07.003</b>	17 17	0.797 0.421	<b>221.0</b>
5	84 Jakub KORNFEIL	CZE	Peugeot MC Saxoprint	PEUGEOT	<b>2'07.027</b>	15 15	0.821 0.024	<b>222.9</b>
6	7 Adam NORRODIN	MAL	SIC Racing Team	HONDA	<b>2'07.229</b>	14 14	1.023 0.202	<b>226.4</b>
7	23 Niccolò ANTONELLI	ITA	Red Bull KTM Ajo	KTM	<b>2'07.308</b>	14 14	1.102 0.079	<b>224.2</b>
8	65 Philipp OETTL	GER	Südmittel Schedl GP Racing	KTM	<b>2'07.397</b>	9 10	1.191 0.089	<b>229.5</b>
9	41 Nakarín ATIRATHPHUVAP	THA	Honda Team Asia	HONDA	<b>2'07.551</b>	14 14	1.345 0.154	<b>229.6</b>
10	64 Bo BENDSNEYDER	NED	Red Bull KTM Ajo	KTM	<b>2'07.655</b>	17 17	1.449 0.104	<b>226.5</b>
11	95 Jules DANILO	FRA	Marinelli Rivacold Snipers	HONDA	<b>2'07.863</b>	11 11	1.657 0.208	<b>228.2</b>
12	14 Tony ARBOLINO	ITA	SIC58 Squadra Corse	HONDA	<b>2'08.080</b>	13 13	1.874 0.217	<b>226.9</b>
13	88 Jorge MARTIN	SPA	Del Conca Gresini Moto3	HONDA	<b>2'08.681</b>	3 3	2.475 0.601	<b>230.1</b>
14	27 Kaito TOBA	JPN	Honda Team Asia	HONDA	<b>2'09.151</b>	16 16	2.945 0.470	<b>231.6</b>
15	58 Juanfran GUEVARA	SPA	RBA BOE Racing Team	KTM	<b>2'09.239</b>	5 5	3.033 0.088	<b>230.1</b>
16	8 Nicolo BULEGA	ITA	SKY Racing Team VR46	KTM	<b>2'09.312</b>	15 15	3.106 0.073	<b>225.4</b>
17	63 Vicente PEREZ	SPA	Reale Avintia Academy	KTM	<b>2'09.336</b>	14 14	3.130 0.024	<b>228.9</b>
18	11 Livio LOI	BEL	Leopard Racing	HONDA	<b>2'09.468</b>	13 13	3.262 0.132	<b>229.2</b>
19	4 Patrik PULKKINEN	FIN	Peugeot MC Saxoprint	PEUGEOT	<b>2'09.528</b>	12 12	3.322 0.060	<b>227.3</b>
20	96 Manuel PAGLIANI	ITA	CIP	MAHINDRA	<b>2'09.554</b>	14 14	3.348 0.026	<b>224.8</b>
21	24 Tatsuki SUZUKI	JPN	SIC58 Squadra Corse	HONDA	<b>2'09.681</b>	5 6	3.475 0.127	<b>227.7</b>
22	16 Andrea MIGNO	ITA	SKY Racing Team VR46	KTM	<b>2'10.048</b>	8 8	3.842 0.367	<b>226.9</b>
23	21 Fabio DI GIANNANTONIO	ITA	Del Conca Gresini Moto3	HONDA	<b>2'10.116</b>	4 4	3.910 0.068	<b>223.9</b>
24	6 Maria HERRERA	SPA	AGR Team	KTM	<b>2'10.539</b>	14 14	4.333 0.423	<b>226.9</b>
25	81 Aleix VIU	SPA	42 Motorsport	KTM	<b>2'10.749</b>	8 8	4.543 0.210	<b>222.3</b>
26	71 Ayumu SASAKI	JPN	SIC Racing Team	HONDA	<b>2'11.881</b>	3 4	5.675 1.132	<b>225.8</b>
27	19 Gabriel RODRIGO	ARG	RBA BOE Racing Team	KTM	<b>2'11.943</b>	3 4	5.737 0.062	<b>223.3</b>
<b>Not qualified (Out 107%)</b>					<b>2'15.040</b>			
	42 Marcos RAMIREZ	SPA	Platinum Bay Real Estate	KTM	<b>2'17.378</b>	2 2	11.172 5.435	<b>222.8</b>
<b>Not Classified</b>								
	17 John MCPHEE	GBR	British Talent Team	HONDA				
	33 Enea BASTIANINI	ITA	Estrella Galicia 0,0	HONDA				
	40 Darryn BINDER	RSA	Platinum Bay Real Estate	KTM				
	44 Aron CANET	SPA	Estrella Galicia 0,0	HONDA				

Practice condition: Wet

Air: 22°

Humidity: 72%

Ground: 26°

<b>Fastest Lap:</b>	Lap: 5	<b>Romano FENATI</b>	<b>2'06.206</b>	132.6 Km/h
<b>Circuit Record Lap:</b>		<b>New track layout</b>		
<b>Circuit Best Lap:</b>	2017	<b>Romano FENATI</b>	<b>2'06.206</b>	132.6 Km/h

The results are provisional until the end of the limit for protest and appeals.

Time limit for protest expires 30' after publication of the results - ..... Time: .....

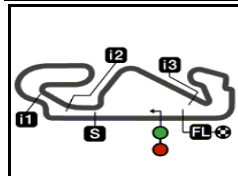
These data/results cannot be reproduced, stored and/or transmitted in whole or in part by any manner of electronic, mechanical, photocopying, recording, broadcasting or otherwise now known or herein after developed without the previous express consent by the copyright owner, except for reproduction in daily press and regular printed publications on sale to the public within 60 days of the event related to those data/results and always provided that copyright symbol appears together as follows below.

© DORNA, 2017

Official MotoGP Timing by TISSOT  
www.motogp.com

Barcelona, Friday, June 09, 2017





4652 m.

## GRAN PREMI MONSTER ENERGY DE CATALUNYA

## Free Practice Nr. 1

## Top Speed &amp; Average

4



Rider	Nation	Motorcycle	Top 5 speeds					Average	Top
27 Kaito TOBA	JPN	HONDA	231.6	227.1	226.8	222.1	221.9	225.9	231.6
58 Juanfran GUEVARA	SPA	KTM	230.1	224.6	223.4	218.4	110.0	201.3	230.1
88 Jorge MARTIN	SPA	HONDA	230.1	226.9	153.7			203.6	230.1
12 Marco BEZZECCHI	ITA	MAHINDRA	229.6	225.3	221.9	221.6	221.4	224.0	229.6
41 Nakarin ATIRATPHUVAPAT	THA	HONDA	229.6	225.2	223.4	222.3	222.1	224.5	229.6
65 Philipp OETTL	GER	KTM	229.5	222.9	221.9	220.5	220.3	223.0	229.5
11 Livio LOI	BEL	HONDA	229.2	229.1	228.8	228.3	228.3	228.7	229.2
63 Vicente PEREZ	SPA	KTM	228.9	226.4	224.2	223.2	222.9	225.1	228.9
36 Joan MIR	SPA	HONDA	228.5	225.9	225.6	156.3		209.1	228.5
95 Jules DANILO	FRA	HONDA	228.2	227.7	226.4	225.7	223.6	226.3	228.2
24 Tatsuki SUZUKI	JPN	HONDA	227.7	226.9	224.5	224.1	222.5	225.1	227.7
4 Patrik PULKKINEN	FIN	PEUGEOT	227.3	224.7	224.4	224.2	222.7	224.7	227.3
6 Maria HERRERA	SPA	KTM	226.9	224.0	223.7	223.1	223.1	224.2	226.9
16 Andrea MIGNO	ITA	KTM	226.9	223.5	222.9	222.4	221.7	223.5	226.9
14 Tony ARBOLINO	ITA	HONDA	226.9	224.7	224.3	224.0	223.5	224.7	226.9
64 Bo BENDSNEYDER	NED	KTM	226.5	225.8	223.6	222.0	221.7	223.9	226.5
7 Adam NORRODIN	MAL	HONDA	226.4	224.9	224.3	222.4	221.8	224.0	226.4
71 Ayumu SASAKI	JPN	HONDA	225.8	222.9	221.4	132.2		200.6	225.8
8 Nicolo BULEGA	ITA	KTM	225.4	221.4	218.7	217.3	217.1	220.0	225.4
96 Manuel PAGLIANI	ITA	MAHINDRA	224.8	222.9	220.9	219.6	219.2	221.5	224.8
23 Niccolò ANTONELLI	ITA	KTM	224.2	223.5	223.1	222.1	221.3	222.8	224.2
21 Fabio DI GIANNANTONIO	ITA	HONDA	223.9	222.8	222.0	144.9		203.4	223.9
5 Romano FENATI	ITA	HONDA	223.6	223.1	223.0	222.7	155.9	209.7	223.6
19 Gabriel RODRIGO	ARG	KTM	223.3	223.3	221.8	129.2		199.4	223.3
84 Jakub KORNFEIL	CZE	PEUGEOT	222.9	222.1	222.1	222.1	221.9	222.2	222.9
42 Marcos RAMIREZ	SPA	KTM	222.8	129.5				176.2	222.8
81 Aleix VIU	SPA	KTM	222.3	220.3	214.7	213.6	208.5	215.9	222.3
48 Lorenzo DALLA PORTA	ITA	MAHINDRA	221.0	220.2	220.2	220.0	219.0	220.1	221.0
17 John MCPHEE	GBR	HONDA	218.7	144.5				181.6	218.7
44 Aron CANET	SPA	HONDA	218.0	136.5				177.3	218.0

These data/results cannot be reproduced, stored and/or transmitted in whole or in part by any manner of electronic, mechanical, photocopying, recording, broadcasting or otherwise now known or herein after developed without the previous express consent by the copyright owner, except for reproduction in daily press and regular printed publications on sale to the public within 60 days of the event related to those data/results and always provided that copyright symbol appears together as follows below.

© DORNA, 2017

Official MotoGP Timing by TISSOT  
www.motogp.com

Barcelona, Friday, June 09, 2017



## GRAN PREMI MONSTER ENERGY DE CATALUNYA

## Free Practice Nr. 1

## Chronological Analysis of Performances

5

* Lap / Sector time cancelled							T1 Time from finish line to 1st intermediate					T3 Time from 2nd intermed. to 3rd intermed.				
P Crossing the finish line in pit lane							T2 Time from 1st intermed. to 2nd intermed.					T4 Time from 3rd intermediate to finish line				
Lap	Lap Time	T1	T2	T3	T4	Speed	Lap	Lap Time	T1	T2	T3	T4	Speed			
<b>1st</b>	<b>5</b>	<b>Romano FENATI</b> Marinerelli Rivacold Sni ITA					14	<b>2'10.521</b>	22.355	38.073	26.567	43.526	218.5			
		Runs=1	Total laps=5	Full laps=4			15	<b>2'09.419</b>	22.211	38.135	26.196	42.877	220.0			
1	31'36.017	29'45.209	39.713	26.939	44.156	155.9	16	<b>2'07.875</b>	22.016	37.447	26.052	42.360	220.2			
2	<b>2'11.249</b>	22.765	38.497	26.473	43.514	223.6	17	<b>2'07.003</b>	21.889	37.434	25.767	41.913	221.0			
3	<b>2'08.790</b>	22.283	37.455	26.152	42.900	223.1										
4	<b>2'06.900</b>	22.122	36.933	25.501	42.344	222.7										
5	<b>2'06.206</b>	21.961	36.585	25.336	42.324	223.0										
<b>2nd</b>	<b>36</b>	<b>Joan MIR</b> Leopard Racing SPA					<b>5th</b>	<b>84</b>	<b>Jakub KORNFEIL</b> Peugeot MC Saxoprin CZE							
		Runs=1	Total laps=4	Full laps=3				Runs=2	Total laps=15	Full laps=12						
1	34'12.719	32'21.721	39.970	27.078	43.950	156.3	1	3'27.078	1'22.248	45.621	29.324	49.885	126.4			
2	<b>2'08.903</b>	22.675	37.721	25.962	42.545	225.6	2	<b>2'20.828</b>	24.635	41.538	27.955	46.700	219.0			
3	<b>2'08.681</b>	22.286	37.578	25.758	43.059	228.5	3	<b>2'18.901</b>	24.565	40.992	27.678	45.666	221.9			
4	<b>2'06.573</b>	22.246	37.153	25.406	41.768	225.9	4	<b>2'17.182</b>	24.064	40.443	27.365	45.310	222.1			
							5	<b>2'17.162</b>	24.031	40.650	27.364	45.117	218.6			
							6	<b>2'17.149</b>	23.889	40.580	27.415	45.265	221.4			
							7	<b>2'16.120</b>	23.751	40.140	27.296	44.933	222.1			
							8	<b>2'15.860</b>	23.684	39.997	27.392	44.787	220.9			
							9	<b>2'15.590</b>	23.502	40.011	27.342	44.735	220.6			
							10	<b>2'14.761</b>	23.311	39.987	27.101	44.362	221.4			
							11	2'16.710	P 23.461	40.802	27.790	44.657	221.7			
							12	8'09.717	6'16.819	40.155	26.836	45.907	149.6			
							13	<b>2'09.593</b>	22.771	37.973	25.996	42.853	221.8			
							14	<b>2'08.592</b>	22.476	37.747	25.843	42.526	222.1			
							15	<b>2'07.027</b>	22.465	37.314	25.516	41.732	222.9			
<b>3rd</b>	<b>12</b>	<b>Marco BEZZECCHI</b> CIP ITA					<b>6th</b>	<b>7</b>	<b>Adam NORRODIN</b> SIC Racing Team MAL							
		Runs=2	Total laps=13	Full laps=10				Runs=2	Total laps=14	Full laps=11						
1	4'56.018	2'49.690	45.689	30.788	49.851	119.7	1	4'14.511	2'08.530	46.966	29.989	49.026	100.1			
2	<b>2'21.456</b>	24.478	41.745	28.710	46.523	217.1	2	<b>2'23.705</b>	24.318	41.189	28.189	50.009	220.2			
3	<b>2'20.346</b>	24.377	41.306	28.546	46.117	218.5	3	<b>2'21.029</b>	24.172	41.381	28.237	47.239	221.5			
4	<b>2'18.232</b>	24.005	40.650	28.072	45.505	218.0	4	<b>2'20.951</b>	23.958	41.511	28.183	47.299	221.8			
5	<b>2'17.071</b>	23.782	40.192	27.704	45.393	220.6	5	2'25.782	P 24.541	43.831	29.611	47.799	221.1			
6	<b>2'17.368</b>	23.504	40.413	27.778	45.673	221.6	6	10'08.315	8'06.238	45.616	29.342	47.119	116.2			
7	<b>2'16.871</b>	23.536	40.039	27.684	45.612	221.4	7	<b>2'18.363</b>	23.733	40.758	27.814	46.058	220.6			
8	2'18.034	P 23.774	41.241	28.202	44.817	219.3	8	<b>2'16.621</b>	23.567	40.034	27.522	45.498	221.5			
9	12'04.996	0'10.400	41.449	28.357	44.790	118.0	9	<b>2'14.499</b>	23.288	39.513	27.049	44.649	220.5			
10	<b>2'11.089</b>	22.956	38.405	26.864	42.864	220.2	10	<b>2'12.529</b>	22.912	39.089	26.747	43.781	222.4			
11	<b>2'08.700</b>	22.392	37.573	26.475	42.260	221.9	11	<b>2'13.279</b>	22.949	38.969	26.884	44.477	224.3			
12	<b>2'07.609</b>	22.223	37.446	25.916	42.024	229.6	12	<b>2'13.392</b>	23.117	39.043	27.440	43.792	221.1			
13	<b>2'06.582</b>	22.734	37.189	25.584	41.075	225.3	13	<b>2'09.680</b>	22.569	38.004	26.159	42.948	224.9			
							14	<b>2'07.229</b>	22.281	37.466	25.714	41.768	226.4			
<b>4th</b>	<b>48</b>	<b>Lorenzo DALLA PO</b> Aspar Mahindra Moto ITA					<b>7th</b>	<b>23</b>	<b>Niccolò ANTONELL</b> Red Bull KTM Ajo ITA							
		Runs=1	Total laps=17	Full laps=16				Runs=2	Total laps=14	Full laps=11						
1	4'28.314	2'16.378	47.470	31.392	53.074	155.6	1	5'46.029	3'44.467	43.085	29.063	49.414	131.0			
2	<b>2'31.560</b>	25.621	44.733	30.186	51.020	214.6	2	<b>2'20.292</b>	24.631	41.256	28.237	46.168	217.1			
3	<b>2'24.015</b>	24.703	42.196	28.615	48.501	217.4	3	<b>2'18.978</b>	24.105	40.433	28.384	46.056	218.5			
4	<b>2'22.688</b>	24.123	42.062	28.520	47.983	218.0	4	<b>2'17.798</b>	23.983	40.674	27.732	45.409	219.0			
5	<b>2'21.278</b>	23.799	41.687	28.127	47.665	219.0										
6	<b>2'20.302</b>	23.611	41.197	28.034	47.460	218.4										
7	<b>2'19.895</b>	23.469	40.962	28.319	47.145	217.2										
8	<b>2'18.255</b>	23.346	40.682	27.848	46.379	220.2										
9	<b>2'16.566</b>	23.147	40.139	27.635	45.645	217.6										
10	<b>2'15.913</b>	22.881	39.820	27.549	45.663	216.8										
11	<b>2'14.596</b>	22.715	39.490	27.246	45.145	217.1										
12	<b>2'13.744</b>	22.733	38.860	27.373	44.778	215.5										
13	<b>2'12.200</b>	22.560	38.747	27.154	43.739	216.9										

**Fastest Lap:** Romano FENATI Marinerelli Rivacold Sni ITA **2'06.206** 21.961 36.585 25.336 42.324

These data/results cannot be reproduced, stored and/or transmitted in whole or in part by any manner of electronic, mechanical, photocopying, recording, broadcasting or otherwise now known or herein after developed without the previous express consent by the copyright owner, except for reproduction in daily press and regular printed publications on sale to the public within 60 days of the event related to those data/results and always provided that copyright symbol appears together as follows below.  
© DORNA, 2017

# Free Practice Nr. 1

# Moto3

Lap	Lap Time	T1	T2	T3	T4	Speed	Lap	Lap Time	T1	T2	T3	T4	Speed
5	<b>2'16.500</b>	23.671	40.382	27.581	44.866	221.3	14	<b>2'09.882</b>	22.239	38.222	26.353	43.068	222.0
6	<b>2'15.616</b>	23.412	40.010	27.390	44.804	223.5	15	<b>2'14.583</b>	22.654	40.222	28.045	43.662	225.8
7	2'13.437 P	24.336	41.530	27.918	39.653	217.9	16	<b>2'08.499</b>	22.170	37.917	25.914	42.498	223.6
8	8'48.543	6'55.668	40.739	27.478	44.658	114.7	17	<b>2'07.655</b>	22.089	37.685	25.755	42.126	226.5
9	<b>2'14.317</b>	23.574	39.674	27.061	44.008	216.6	<b>11th 95 Jules DANILLO</b> Marinelli Rivacold Sni FRA						
10	<b>2'12.285</b>	23.119	38.713	26.785	43.668	219.0	Runs=3 Total laps=11 Full laps=6						
11	<b>2'10.873</b>	22.771	38.599	26.572	42.931	221.2	1	5'58.564	3'58.067	43.013	29.415	48.069	122.8
12	<b>2'09.859</b>	22.651	38.299	26.345	42.564	222.1	2	<b>2'21.055</b>	24.546	41.523	28.739	46.247	218.8
13	<b>2'09.113</b>	22.487	37.832	26.227	42.567	223.1	3	<b>2'20.419</b>	24.185	41.475	28.645	46.114	222.7
14	<b>2'07.308</b>	22.169	37.509	25.803	41.827	224.2	4	<b>2'18.646</b>	23.908	40.823	28.209	45.706	223.6
<b>8th 65 Philipp OETTL</b> Südmetall Schedl GP GER							5	<b>2'18.863</b>	23.365	41.387	28.080	46.031	225.7
Runs=3 Total laps=10 Full laps=5							6	<b>2'16.940</b>	23.349	40.586	27.699	45.306	226.4
1	5'13.039	3'09.703	43.645	29.325	50.366	155.2	7	2'21.875 P	24.467	43.266	29.795	44.347	215.6
2	<b>2'25.416</b>	24.518	42.757	29.109	49.032	218.8	8	13'36.525	1'42.018	42.305	27.769	44.433	133.5
3	2'24.309 P	24.886	43.818	31.410	44.195	220.3	9	2'08.143 P	22.832	38.711	26.453	40.147	227.7
4	12'50.290	0'46.448	44.619	29.285	49.938	161.3	10	4'13.869	2'26.472	38.321	26.198	42.878	160.9
5	<b>2'21.346</b>	23.923	42.080	29.040	46.303	220.5	11	<b>2'07.863</b>	22.200	37.757	25.878	42.028	228.2
6	<b>2'17.377</b>	23.185	40.868	27.746	45.578	221.9	<b>12th 14 Tony ARBOLINO</b> SIC58 Squadra Corse ITA						
7	2'14.256 P	23.389	40.429	27.413	43.025	219.0	Runs=2 Total laps=13 Full laps=10						
8	7'14.177	5'25.156	38.835	26.598	43.588	154.3	1	5'09.120	3'00.188	48.499	30.075	50.358	137.0
9	<b>2'07.397</b>	22.173	37.096	25.833	42.295	222.9	2	<b>2'28.164</b>	25.497	44.604	29.284	48.779	221.2
10	<b>2'07.657</b>	22.428	37.742	25.833	41.654	229.5	3	<b>2'24.298</b>	24.649	43.176	28.557	47.916	220.2
<b>9th 41 Nakarin ATIRATPH</b> Honda Team Asia THA							4	<b>2'23.565</b>	24.298	43.749	28.061	47.457	220.0
Runs=2 Total laps=14 Full laps=11							5	<b>2'20.174</b>	23.863	41.929	27.929	46.453	221.6
1	4'03.408	1'59.469	44.796	30.433	48.710	149.3	6	<b>2'19.528</b>	23.823	41.977	27.540	46.188	223.1
2	<b>2'24.407</b>	25.149	42.607	29.633	47.018	218.3	7	2'21.942 P	23.974	43.082	29.755	45.131	222.0
3	<b>2'20.306</b>	24.296	41.628	28.883	45.499	220.0	8	11'18.281	9'18.899	43.531	29.585	46.266	96.9
4	<b>2'19.914</b>	24.165	41.368	28.255	46.126	220.5	9	<b>2'13.414</b>	23.155	39.243	26.972	44.044	224.0
5	<b>2'18.140</b>	23.747	40.951	28.156	45.286	220.8	10	<b>2'11.306</b>	22.770	38.835	26.469	43.232	224.3
6	<b>2'17.889</b>	23.668	40.361	28.674	45.186	222.1	11	<b>2'11.300</b>	22.584	38.567	26.421	43.728	226.9
7	<b>2'17.196</b>	23.509	40.666	28.074	44.947	222.3	12	<b>2'09.856</b>	22.645	38.071	26.061	43.079	223.5
8	<b>2'16.053</b>	23.344	40.096	27.552	45.061	221.9	13	<b>2'08.080</b>	22.395	37.671	25.760	42.254	224.7
9	2'10.334 P	23.263	39.706	27.529	39.836	220.9	<b>13th 88 Jorge MARTIN</b> Del Conca Gresini Mo SPA						
10	10'38.737	8'45.994	40.132	28.221	44.390		Runs=1 Total laps=3 Full laps=2						
11	<b>2'12.826</b>	22.897	39.065	27.087	43.777	222.0	1	36'16.805	14'25.399	39.479	27.220	44.707	153.7
12	<b>2'10.760</b>	22.626	38.042	27.171	42.921	223.4	2	<b>2'14.787</b>	22.814	39.087	27.749	45.137	226.9
13	<b>2'08.694</b>	22.188	38.000	26.406	42.100	225.2	3	<b>2'08.681</b>	22.188	37.419	26.090	42.984	230.1
14	<b>2'07.551</b>	21.992	37.446	25.861	42.252	229.6	<b>14th 27 Kaito TOBA</b> Honda Team Asia JPN						
<b>10th 64 Bo BENDSNEYDER</b> Red Bull KTM Ajo NED							Runs=1 Total laps=16 Full laps=15						
1	5'17.254	3'14.365	43.762	29.357	49.770	129.4	1	6'45.271	4'38.305	42.652	30.788	53.526	112.5
2	<b>2'25.029</b>	24.200	43.345	29.460	48.024	218.0	2	<b>2'25.637</b>	24.643	42.735	29.078	49.181	218.5
3	<b>2'22.356</b>	24.355	42.226	28.613	47.162	219.0	3	<b>2'20.877</b>	23.962	41.435	28.068	47.412	219.8
4	<b>2'22.796</b>	24.064	42.340	29.105	47.287	218.7	4	<b>2'19.188</b>	23.694	41.392	27.715	46.387	220.5
5	<b>2'20.962</b>	23.853	42.227	28.327	46.555	220.4	5	<b>2'17.836</b>	23.786	40.442	27.558	46.050	208.8
6	<b>2'18.677</b>	23.567	41.148	27.930	46.032	221.0	6	<b>2'17.174</b>	23.438	40.488	27.532	45.716	222.1
7	<b>2'23.950</b>	23.260	41.315	29.395	49.980	221.7	7	<b>2'16.114</b>	23.197	40.205	27.377	45.335	221.9
8	<b>2'17.261</b>	23.328	40.673	27.866	45.394	221.4	8	<b>2'15.067</b>	23.108	39.952	27.044	44.963	221.2
9	<b>2'16.746</b>	23.225	40.398	27.689	45.434	218.8	9	<b>2'15.319</b>	22.839	39.497	27.902	45.081	220.6
10	<b>2'15.615</b>	23.134	40.122	27.570	44.789	218.9	10	<b>2'14.329</b>	22.892	39.571	27.098	44.768	221.0
11	<b>2'14.307</b>	22.791	39.441	27.358	44.717	218.4	11	<b>2'13.167</b>	22.789	39.352	26.905	44.121	219.4
12	<b>2'13.439</b>	23.021	39.160	27.086	44.172	216.4	12	<b>2'12.382</b>	22.598	38.833	26.583	44.368	219.7
13	<b>2'11.991</b>	22.653	38.776	26.716	43.846	219.4	13	<b>2'12.780</b>	22.572	38.932	27.113	44.163	226.8

**Fastest Lap:** Romano FENATI      Marinelli Rivacold Sni      ITA      **2'06.206**      21.961      36.585      25.336      42.324

These data/results cannot be reproduced, stored and/or transmitted in whole or in part by any manner of electronic, mechanical, photocopying, recording, broadcasting or otherwise now known or herein after developed without the previous express consent by the copyright owner, except for reproduction in daily press and regular printed publications on sale to the public within 60 days of the event related to those data/results and always provided that copyright symbol appears together as follows below.  
© DORNA, 2017



## Free Practice Nr. 1

Moto3

Lap	Lap Time	T1	T2	T3	T4	Speed	Lap	Lap Time	T1	T2	T3	T4	Speed
14	2'12.148	22.661	38.874	26.789	43.824	221.7	8	2'16.660	23.584	40.487	27.444	45.145	225.0
15	2'13.339	22.517	39.145	27.255	44.422	227.1	9	2'14.947	22.953	39.684	27.446	44.864	224.7
16	2'09.151	22.189	37.812	26.098	43.052	231.6	10	2'13.716	22.850	39.370	27.037	44.459	228.8
<b>15th 58</b> Juanfran GUEVARA RBA BOE Racing Tea SPA							<b>19th 4</b> Patrik PULKKINEN Peugeot MC Saxoprin FIN						
Runs=1 Total laps=5 Full laps=4							Runs=2 Total laps=12 Full laps=9						
1	32'31.258	30'35.208	40.977	28.150	46.923	110.0	1	3'25.453	1'22.773	43.395	29.456	49.829	120.9
2	2'15.176	24.023	38.960	27.188	45.005	218.4	2	2'21.390	24.806	41.227	28.456	46.901	217.3
3	2'10.403	23.033	37.955	26.419	42.996	223.4	3	2'20.460	24.765	41.181	28.311	46.203	220.1
4	2'10.448	22.720	38.129	26.316	43.283	230.1	4	2'19.146	24.451	40.733	28.086	45.876	222.5
5	2'09.239	22.615	37.794	26.120	42.710	224.6	5	2'18.148	24.048	40.724	27.752	45.624	222.7
<b>16th 8</b> Nicolo BULEGA SKY Racing Team VR ITA							<b>20th 96</b> Manuel PAGLIANI CIP ITA						
Runs=2 Total laps=15 Full laps=12							Runs=2 Total laps=14 Full laps=11						
1	4'34.973	2'33.053	43.745	29.450	48.725	120.1	1	3'44.976	1'39.277	45.114	30.422	50.163	123.7
2	2'22.537	24.574	41.953	28.401	47.609	214.8	2	2'24.638	24.831	42.814	28.885	48.108	214.7
3	2'18.791	23.880	41.123	27.760	46.028	216.6	3	2'25.295	25.084	42.328	28.996	48.887	217.7
4	2'17.269	23.629	40.699	27.521	45.420	216.8	4	2'23.943	24.360	42.386	28.963	48.234	217.4
5	2'17.432	23.750	40.548	27.446	45.688	218.7	5	2'22.220	24.306	42.281	28.609	47.024	217.6
6	2'16.412	23.541	40.356	27.377	45.138	217.1	6	2'20.364	23.804	41.128	27.998	47.434	218.7
7	2'15.734	23.487	40.358	27.229	44.660	216.5	7	2'19.749	23.955	41.481	30.422	43.891	219.2
8	2'15.016	23.384	40.329	26.907	44.396	217.3	8	8'36.749	6'37.632	42.539	28.955	47.623	140.1
9	2'13.882	23.234	39.792	26.801	44.055	216.4	9	2'18.548	23.789	40.430	27.997	46.332	217.6
10	2'13.879	23.023	39.589	26.968	44.299	215.6	10	2'16.332	23.303	39.854	27.832	45.343	216.8
11	2'13.309	23.053	39.280	26.640	44.336	216.6	11	2'14.216	23.182	39.338	27.164	44.532	219.6
12	2'15.884	22.965	40.831	28.157	43.931	214.7	12	2'13.068	22.865	39.219	26.745	44.239	224.8
13	6'06.057	4'16.713	39.535	26.437	43.372	105.2	13	2'10.907	22.877	38.046	26.147	43.837	222.9
14	2'10.382	22.357	38.262	26.158	43.605	221.4	14	2'09.554	22.553	37.892	26.105	43.004	220.9
15	2'09.312	22.515	37.906	25.952	42.939	225.4	<b>21st 24</b> Tatsuki SUZUKI SIC58 Squadra Corse JPN						
<b>17th 63</b> Vicente PEREZ Reale Avintia Academ SPA							Runs=1 Total laps=6 Full laps=5						
Runs=2 Total laps=14 Full laps=11							Runs=2 Total laps=8 Full laps=5						
1	4'01.382	1'54.600	49.699	28.869	48.214	143.3	1	29'42.136	17'46.701	43.374	27.560	44.501	120.4
2	2'23.117	25.180	41.997	28.628	47.312	213.9	2	2'13.012	23.258	39.166	27.226	43.362	222.5
3	2'20.547	24.543	41.968	27.812	46.224	218.7	3	2'10.936	22.827	38.604	26.520	42.985	224.1
4	2'19.091	24.027	40.981	27.525	46.558	222.2	4	2'14.911	22.577	39.940	27.754	44.640	226.9
5	8'55.340	6'58.996	42.268	28.129	45.947	145.0	5	2'09.681	22.820	37.896	26.000	42.965	224.5
6	2'18.519	23.923	41.181	27.464	45.951	221.1	6	2'21.452	26.213	43.216	28.178	43.845	227.7
7	2'16.883	23.627	40.837	27.246	45.173	221.7	<b>22nd 16</b> Andrea MIGNO SKY Racing Team VR ITA						
8	2'14.906	23.074	40.463	26.706	44.663	222.9	Runs=2 Total laps=8 Full laps=5						
9	2'13.928	22.999	39.816	26.711	44.402	220.7	1	4'37.384	2'34.973	42.423	30.439	49.549	126.1
10	2'12.930	22.979	39.488	26.452	44.011	220.3	2	2'22.649	24.570	42.010	28.358	47.711	220.8
11	2'11.163	22.813	38.954	26.158	43.238	223.2	3	2'20.499	23.844	41.848	28.287	46.520	223.5
12	2'10.286	22.203	38.636	26.143	43.304	228.9	4	2'18.944	23.555	41.458	27.969	45.962	222.4
13	2'13.547	22.431	39.508	25.938	45.670	224.2	5	2'24.134	24.817	44.526	29.067	45.724	222.9
14	2'09.336	22.472	38.077	25.813	42.974	226.4	6	22'12.696	10'20.182	39.882	27.484	45.148	157.5
<b>18th 11</b> Livio LOI Leopard Racing BEL													
Runs=2 Total laps=13 Full laps=10													
1	7'38.114	5'30.895	44.737	30.954	51.528	111.3							
2	2'24.574	24.867	42.987	28.827	47.893	222.5							
3	2'22.152	24.216	42.462	27.985	47.489	224.3							
4	2'20.768	23.882	41.965	27.835	47.086	225.8							
5	2'20.561	23.932	41.927	28.090	46.612	228.3							
6	2'18.647	23.813	42.642	28.966	43.226	226.8							
7	7'55.859	5'55.874	42.284	28.272	49.429								

**Fastest Lap:** Romano FENATI Marinelli Rivacold Sni ITA 2'06.206 21.961 36.585 25.336 42.324

These data/results cannot be reproduced, stored and/or transmitted in whole or in part by any manner of electronic, mechanical, photocopying, recording, broadcasting or otherwise now known or herein after developed without the previous express consent by the copyright owner, except for reproduction in daily press and regular printed publications on sale to the public within 60 days of the event related to those data/results and always provided that copyright symbol appears together as follows below.  
© DORNA, 2017

## Free Practice Nr. 1

Moto3

Lap	Lap Time	T1	T2	T3	T4	Speed	Lap	Lap Time	T1	T2	T3	T4	Speed		
7	<b>2'14.068</b>	23.147	39.173	27.083	44.665	221.7	<b>29th</b> <b>17</b>	<b>John MCPHEE</b>	British Talent Team	GBR	Runs=1	Total laps=2	Full laps=0		
8	<b>2'10.048</b>	22.656	38.145	26.265	42.982	226.9									
<b>23rd</b> <b>21</b>	<b>Fabio DI GIANNANT</b>	Del Conca Gresini Mo	ITA	Runs=1	Total laps=4	Full laps=3	1	29'20.308	27'20.769	42.244	29.681	47.614	144.5		
2	2'09.512	P	23.798	38.674	27.224	39.816	218.7								
1	34'58.355	3'02.035	42.054	28.597	45.669	144.9	<b>32nd</b> <b>44</b>	<b>Aron CANET</b>	Estrella Galicia 0,0	SPA	Runs=1	Total laps=2	Full laps=0		
2	<b>2'15.518</b>	23.011	40.194	26.600	45.713	222.0									
3	<b>2'13.512</b>	23.254	39.676	26.446	44.136	222.8	1	3'07.889	1'07.167	44.724	28.824	47.174	136.5		
4	<b>2'10.116</b>	22.664	38.338	26.038	43.076	223.9	2	4'13.528	P	24.145	41.286	27.620	2'40.477	218.0	
<b>24th</b> <b>6</b>	<b>Maria HERRERA</b>	AGR Team	SPA	Runs=2	Total laps=14	Full laps=11	1	4'18.858	2'06.826	48.542	31.508	51.982	82.1		
2	<b>2'32.265</b>	26.135	45.035	30.569	50.526	217.5	2	<b>2'32.265</b>	26.135	45.035	30.569	50.526	217.5		
3	<b>2'27.410</b>	25.418	43.846	29.691	48.455	220.2	3	<b>2'27.410</b>	25.418	43.846	29.691	48.455	220.2		
4	<b>2'25.724</b>	25.124	43.586	29.163	47.851	221.6	4	<b>2'25.724</b>	25.124	43.586	29.163	47.851	221.6		
5	<b>2'24.770</b>	24.950	43.450	28.827	47.543	222.4	5	<b>2'24.770</b>	24.950	43.450	28.827	47.543	222.4		
6	<b>2'21.614</b>	24.200	42.054	28.546	46.814	224.0	6	<b>2'21.614</b>	24.200	42.054	28.546	46.814	224.0		
7	<b>2'19.866</b>	24.113	41.254	28.143	46.356	219.2	7	<b>2'19.866</b>	24.113	41.254	28.143	46.356	219.2		
8	2'27.710	P	25.009	44.815	30.943	46.943	223.1	8	2'27.710	P	25.009	44.815	30.943	46.943	223.1
9	8'50.448	6'53.271	43.060	28.555	45.562	144.2	9	8'50.448	6'53.271	43.060	28.555	45.562	144.2		
10	<b>2'17.168</b>	23.430	39.943	27.801	45.994	221.8	10	<b>2'17.168</b>	23.430	39.943	27.801	45.994	221.8		
11	<b>2'15.954</b>	23.323	39.925	27.517	45.189	223.1	11	<b>2'15.954</b>	23.323	39.925	27.517	45.189	223.1		
12	<b>2'14.725</b>	23.338	39.586	27.351	44.450	222.9	12	<b>2'14.725</b>	23.338	39.586	27.351	44.450	222.9		
13	<b>2'12.293</b>	22.918	38.909	27.225	43.241	223.7	13	<b>2'12.293</b>	22.918	38.909	27.225	43.241	223.7		
14	<b>2'10.539</b>	22.688	38.453	26.501	42.897	226.9	14	<b>2'10.539</b>	22.688	38.453	26.501	42.897	226.9		
<b>25th</b> <b>81</b>	<b>Alex VIU</b>	42 Motorsport	SPA	Runs=3	Total laps=8	Full laps=3	1	4'12.144	2'09.094	45.841	29.517	47.692	127.0		
2	2'41.930	P	24.423	41.212	27.876	1'08.419	213.6	2	2'41.930	P	24.423	41.212	27.876	1'08.419	213.6
3	17'19.123	5'20.544	42.571	28.514	47.494	79.7	3	17'19.123	5'20.544	42.571	28.514	47.494	79.7		
4	<b>2'19.307</b>	24.163	40.983	27.928	46.233	214.7	4	<b>2'19.307</b>	24.163	40.983	27.928	46.233	214.7		
5	2'18.098	P	24.410	40.537	29.069	44.082	208.5	5	2'18.098	P	24.410	40.537	29.069	44.082	208.5
6	7'54.984	5'58.496	42.240	28.063	46.185	102.0	6	7'54.984	5'58.496	42.240	28.063	46.185	102.0		
7	<b>2'13.205</b>	22.998	39.003	27.101	44.103	220.3	7	<b>2'13.205</b>	22.998	39.003	27.101	44.103	220.3		
8	<b>2'10.749</b>	22.780	38.242	26.373	43.354	222.3	8	<b>2'10.749</b>	22.780	38.242	26.373	43.354	222.3		
<b>26th</b> <b>71</b>	<b>Ayumu SASAKI</b>	SIC Racing Team	JPN	Runs=1	Total laps=4	Full laps=2	1	31'13.827	29'13.894	41.783	28.724	49.426	132.2		
2	<b>2'12.921</b>	23.187	38.672	26.942	44.120	221.4	2	<b>2'12.921</b>	23.187	38.672	26.942	44.120	221.4		
3	<b>2'11.881</b>	22.890	38.857	26.413	43.721	222.9	3	<b>2'11.881</b>	22.890	38.857	26.413	43.721	222.9		
4	2'41.512	P	22.434	38.528	25.950	1'14.600	225.8	4	2'41.512	P	22.434	38.528	25.950	1'14.600	225.8
<b>27th</b> <b>19</b>	<b>Gabriel RODRIGO</b>	RBA BOE Racing Tea	ARG	Runs=1	Total laps=4	Full laps=2	1	32'08.115	30'07.992	43.658	29.143	47.322	129.2		
2	<b>2'15.614</b>	23.546	39.887	27.090	45.091	221.8	2	<b>2'15.614</b>	23.546	39.887	27.090	45.091	221.8		
3	<b>2'11.943</b>	22.725	38.883	26.373	43.962	223.3	3	<b>2'11.943</b>	22.725	38.883	26.373	43.962	223.3		
4	2'12.076	P	23.037	42.115	26.265	40.659	223.3	4	2'12.076	P	23.037	42.115	26.265	40.659	223.3
<b>28th</b> <b>42</b>	<b>Marcos RAMIREZ</b>	Platinum Bay Real Es	SPA	Runs=1	Total laps=2	Full laps=1	1	39'37.160	37'31.151	46.904	29.639	49.466	129.5		
2	<b>2'17.378</b>	23.256	40.163	28.045	45.914	222.8	2	<b>2'17.378</b>	23.256	40.163	28.045	45.914	222.8		

**Fastest Lap:** Romano FENATI      Marinelli Rivacold Sni      ITA      **2'06.206**      21.961      36.585      25.336      42.324

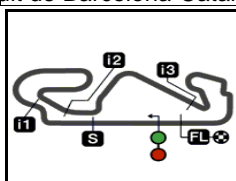
These data/results cannot be reproduced, stored and/or transmitted in whole or in part by any manner of electronic, mechanical, photocopying, recording, broadcasting or otherwise now known or herein after developed without the previous express consent by the copyright owner, except for reproduction in daily press and regular printed publications on sale to the public within 60 days of the event related to those data/results and always provided that copyright symbol appears together as follows below.  
© DORNA, 2017

Official MotoGP Timing by TISSOT  
www.motogp.com

Barcelona, Friday, June 09, 2017

Page 4 of 4





4652 m.

## GRAN PREMI MONSTER ENERGY DE CATALUNYA

## Free Practice Nr. 1

## Best Partial Times

IT Ideal Lap Time, sum of the best partial times

BT Best Lap Time

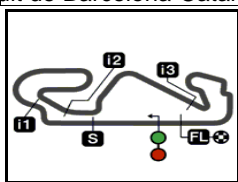
T1		T2		T3		T4				IT	BT	
Pos	Rider	Time	Rider	Time	Rider	Time	Rider	Time	Pos	Rider	IT	BT
1	L.DALLA PORTA	21.889	R.FENATI	36.585	R.FENATI	25.336	M.BEZZECCHI	41.075	1	M.BEZZECCHI	2'06.071	2'06.582 (3)
2	R.FENATI	21.961	P.OETTL	37.096	J.MIR	25.406	P.OETTL	41.654	2	R.FENATI	2'06.206	2'06.206 (1)
3	N.ATIRATPHUVA	21.992	J.MIR	37.153	J.KORNFEIL	25.516	J.KORNFEIL	41.732	3	J.MIR	2'06.573	2'06.573 (2)
4	B.BENDSNEYDE	22.089	M.BEZZECCHI	37.189	M.BEZZECCHI	25.584	A.NORRODIN	41.768	4	P.OETTL	2'06.756	2'07.397 (8)
5	N.ANTONELLI	22.169	J.KORNFEIL	37.314	A.NORRODIN	25.714	J.MIR	41.768	5	L.DALLA POR	2'07.003	2'07.003 (4)
6	P.OETTL	22.173	J.MARTIN	37.419	B.BENDSNEYDE	25.755	N.ANTONELLI	41.827	6	J.KORNFEIL	2'07.027	2'07.027 (5)
7	J.MARTIN	22.188	L.DALLA PORTA	37.434	T.ARBOLINO	25.760	L.DALLA PORTA	41.913	7	A.NORRODIN	2'07.229	2'07.229 (6)
8	K.TOBA	22.189	N.ATIRATPHUVA	37.446	L.DALLA PORTA	25.767	J.DANILO	42.028	8	N.ANTONELLI	2'07.308	2'07.308 (7)
9	J.DANILO	22.200	A.NORRODIN	37.466	N.ANTONELLI	25.803	N.ATIRATPHUVA	42.100	9	N.ATIRATPHU	2'07.399	2'07.551 (9)
10	V.PEREZ	22.203	N.ANTONELLI	37.509	V.PEREZ	25.813	B.BENDSNEYDE	42.126	10	B.BENDSNEYE	2'07.655	2'07.655 (10)
11	M.BEZZECCHI	22.223	T.ARBOLINO	37.671	P.OETTL	25.833	T.ARBOLINO	42.254	11	J.DANILO	2'07.863	2'07.863 (11)
12	J.MIR	22.246	B.BENDSNEYDE	37.685	N.ATIRATPHUVA	25.861	R.FENATI	42.324	12	T.ARBOLINO	2'08.080	2'08.080 (12)
13	A.NORRODIN	22.281	J.DANILO	37.757	J.DANILO	25.878	P.PULKKINEN	42.577	13	J.MARTIN	2'08.681	2'08.681 (13)
14	L.LOI	22.291	J.GUEVARA	37.794	A.SASAKI	25.950	J.GUEVARA	42.710	14	V.PEREZ	2'09.067	2'09.336 (17)
15	N.BULEGA	22.357	L.LOI	37.799	N.BULEGA	25.952	M.HERRERA	42.897	15	K.TOBA	2'09.151	2'09.151 (14)
16	T.ARBOLINO	22.395	K.TOBA	37.812	T.SUZUKI	26.000	N.BULEGA	42.939	16	N.BULEGA	2'09.154	2'09.312 (16)
17	A.SASAKI	22.434	M.PAGLIANI	37.892	F.DI GIANNANTO	26.038	T.SUZUKI	42.965	17	J.GUEVARA	2'09.239	2'09.239 (15)
18	J.KORNFEIL	22.465	T.SUZUKI	37.896	J.MARTIN	26.090	V.PEREZ	42.974	18	T.SUZUKI	2'09.438	2'09.681 (21)
19	M.PAGLIANI	22.553	N.BULEGA	37.906	K.TOBA	26.098	A.MIGNO	42.982	19	L.LOI	2'09.468	2'09.468 (18)
20	T.SUZUKI	22.577	V.PEREZ	38.077	M.PAGLIANI	26.105	J.MARTIN	42.984	20	P.PULKKINEN	2'09.496	2'09.528 (19)
21	P.PULKKINEN	22.587	A.MIGNO	38.145	J.GUEVARA	26.120	M.PAGLIANI	43.004	21	M.PAGLIANI	2'09.554	2'09.554 (20)
22	J.GUEVARA	22.615	P.PULKKINEN	38.207	P.PULKKINEN	26.125	K.TOBA	43.052	22	A.MIGNO	2'10.048	2'10.048 (22)
23	A.MIGNO	22.656	A.VIU	38.242	A.MIGNO	26.265	L.LOI	43.053	23	F.DI GIANNAN	2'10.116	2'10.116 (23)
24	F.DI GIANNANTO	22.664	F.DI GIANNANTO	38.338	G.RODRIGO	26.265	F.DI GIANNANTO	43.076	24	M.HERRERA	2'10.539	2'10.539 (24)

These data/results cannot be reproduced, stored and/or transmitted in whole or in part by any manner of electronic, mechanical, photocopying, recording, broadcasting or otherwise now known or herein after developed without the previous express consent by the copyright owner, except for reproduction in daily press and regular printed publications on sale to the public within 60 days of the event related to those data/results and always provided that copyright symbol appears together as follows below.

© DORNA, 2017

Official MotoGP Timing by TISSOT  
www.motogp.com





4652 m.

**GRAN PREMI MONSTER ENERGY DE CATALUNYA****Free Practice Nr. 1****Best Partial Times***IT* Ideal Lap Time, sum of the best partial times*BT* Best Lap Time

<b>T1</b>			<b>T2</b>			<b>T3</b>			<b>T4</b>				
<i>Pos</i>	<i>Rider</i>	<i>Time</i>	<i>Rider</i>	<i>Time</i>	<i>Rider</i>	<i>Time</i>	<i>Rider</i>	<i>Time</i>	<i>Pos</i>	<i>Rider</i>	<i>IT</i>	<i>BT</i>	
25	M.HERRERA	22.688	M.HERRERA	38.453	L.LOI	26.325	A.VIU	43.354	25	<b>A.SASAKI</b>	2'10.633	2'11.881 (26)	
26	<b>G.RODRIGO</b>	<b>22.725</b>	<b>A.SASAKI</b>	<b>38.528</b>	<b>A.VIU</b>	<b>26.373</b>	<b>A.SASAKI</b>	<b>43.721</b>	26	<b>A.VIU</b>	2'10.749	2'10.749 (25)	
27	A.VIU	22.780	J.MCPHEE	38.674	M.HERRERA	26.501	G.RODRIGO	43.962	27	<b>G.RODRIGO</b>	2'11.835	2'11.943 (27)	
28	<b>M.RAMIREZ</b>	<b>23.256</b>	<b>G.RODRIGO</b>	<b>38.883</b>	<b>J.MCPHEE</b>	<b>27.224</b>	<b>M.RAMIREZ</b>	<b>45.914</b>	28	<b>M.RAMIREZ</b>	2'17.378	2'17.378 (28)	
29	J.MCPHEE	23.798	M.RAMIREZ	40.163	A.CANET	27.620	A.CANET	47.174	-1	<b>A.CANET</b>		(-1)	
32	<b>E.BASTIANINI</b>		<b>E.BASTIANINI</b>		<b>E.BASTIANINI</b>		<b>E.BASTIANINI</b>		-1	<b>J.MCPHEE</b>		(-1)	

These data/results cannot be reproduced, stored and/or transmitted in whole or in part by any manner of electronic, mechanical, photocopying, recording, broadcasting or otherwise now known or herein after developed without the previous express consent by the copyright owner, except for reproduction in daily press and regular printed publications on sale to the public within 60 days of the event related to those data/results and always provided that copyright symbol appears together as follows below.

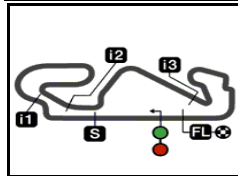
© DORNA, 2017

Official MotoGP Timing by **TISSOT**

www.motogp.com

*motoE™*






4652 m.

## GRAN PREMI MONSTER ENERGY DE CATALUNYA

## Free Practice Nr. 1

## Fastest Laps Sequence

<i>Practice Time</i>	 <i>Rider</i>	<i>Nation</i>	<i>Motorcycle</i>	<i>Time</i>	<i>Km/h</i>	<i>Rider's Lap</i>
5'46.843	4 Patrik PULKKINEN	FIN	PEUGEOT	2'21.390	118.4	2
5'47.906	84 Jakub KORNFEIL	CZE	PEUGEOT	2'20.828	118.9	2
8'06.321	23 Niccolò ANTONELLI	ITA	KTM	2'20.292	119.3	2
8'06.807	84 Jakub KORNFEIL	CZE	PEUGEOT	2'18.901	120.5	3
9'16.301	8 Nicolo BULEGA	ITA	KTM	2'18.791	120.6	3
10'23.989	84 Jakub KORNFEIL	CZE	PEUGEOT	2'17.182	122.0	4
12'41.151	84 Jakub KORNFEIL	CZE	PEUGEOT	2'17.162	122.0	5
14'13.123	12 Marco BEZZECCHI	ITA	MAHINDRA	2'17.071	122.1	5
14'59.597	23 Niccolò ANTONELLI	ITA	KTM	2'16.500	122.6	5
16'07.414	8 Nicolo BULEGA	ITA	KTM	2'16.412	122.7	6
17'14.420	84 Jakub KORNFEIL	CZE	PEUGEOT	2'16.120	123.0	7
17'15.213	23 Niccolò ANTONELLI	ITA	KTM	2'15.616	123.4	6
20'38.164	8 Nicolo BULEGA	ITA	KTM	2'15.016	124.0	8
22'52.046	8 Nicolo BULEGA	ITA	KTM	2'13.882	125.0	9
25'05.925	8 Nicolo BULEGA	ITA	KTM	2'13.879	125.0	10
27'19.234	8 Nicolo BULEGA	ITA	KTM	2'13.309	125.6	11
29'39.979	27 Kaito TOBA	JPN	HONDA	2'13.167	125.7	11
31'16.643	63 Vicente PEREZ	SPA	KTM	2'12.930	125.9	10
31'52.361	27 Kaito TOBA	JPN	HONDA	2'12.382	126.5	12
32'19.326	48 Lorenzo DALLA PORTA	ITA	MAHINDRA	2'12.200	126.6	13
33'00.383	64 Bo BENDSNEYDER	NED	KTM	2'11.991	126.8	13
33'27.806	63 Vicente PEREZ	SPA	KTM	2'11.163	127.6	11
34'06.084	24 Tatsuki SUZUKI	JPN	HONDA	2'10.936	127.9	3
34'29.847	48 Lorenzo DALLA PORTA	ITA	MAHINDRA	2'10.521	128.3	14
35'10.265	64 Bo BENDSNEYDER	NED	KTM	2'09.882	128.9	14
35'56.056	5 Romano FENATI	ITA	HONDA	2'08.790	130.0	3
37'30.181	12 Marco BEZZECCHI	ITA	MAHINDRA	2'08.700	130.1	11
38'02.956	5 Romano FENATI	ITA	HONDA	2'06.900	131.9	4
40'09.162	5 Romano FENATI	ITA	HONDA	2'06.206	132.6	5

These data/results cannot be reproduced, stored and/or transmitted in whole or in part by any manner of electronic, mechanical, photocopying, recording, broadcasting or otherwise now known or herein after developed without the previous express consent by the copyright owner, except for reproduction in daily press and regular printed publications on sale to the public within 60 days of the event related to those data/results and always provided that copyright symbol appears together as follows below.

© DORNA, 2017

Official MotoGP Timing by TISSOT  
www.motogp.com

Barcelona, Friday, June 09, 2017

