


4655 m.

## GRAN PREMI MONSTER ENERGY DE CATALUNYA

## Free Practice Nr. 3

## Classification

10

		Rider	Nation	Team	Motorcycle	Time	Lap Total	Gap	Top Speed
1	93	Marc MARQUEZ	SPA	Repsol Honda Team	HONDA	<b>1'44.178</b>	16 18		<b>340.9</b>
2	26	Dani PEDROSA	SPA	Repsol Honda Team	HONDA	<b>1'44.279</b>	16 18	0.101 0.101	<b>340.2</b>
3	19	Alvaro BAUTISTA	SPA	Pull&Bear Aspar Team	DUCATI	<b>1'44.395</b>	16 18	0.217 0.116	<b>346.9</b>
4	41	Aleix ESPARGARO	SPA	Aprilia Racing Team Gresini	APRILIA	<b>1'44.409</b>	16 16	0.231 0.014	<b>337.6</b>
5	4	Andrea DOVIZIOSO	ITA	Ducati Team	DUCATI	<b>1'44.615</b>	14 15	0.437 0.206	<b>342.0</b>
6	99	Jorge LORENZO	SPA	Ducati Team	DUCATI	<b>1'44.623</b>	16 18	0.445 0.008	<b>342.8</b>
7	29	Andrea IANNONE	ITA	Team SUZUKI ECSTAR	SUZUKI	<b>1'44.656</b>	17 18	0.478 0.033	<b>340.8</b>
8	45	Scott REDDING	GBR	OCTO Pramac Racing	DUCATI	<b>1'44.676</b>	18 18	0.498 0.020	<b>343.2</b>
9	9	Hector BARBERA	ITA	OCTO Pramac Racing	DUCATI	<b>1'44.681</b>	16 18	0.503 0.005	<b>344.2</b>
10	8	Danilo PETRUCCI	SPA	Reale Avintia Racing	DUCATI	<b>1'44.740</b>	15 18	0.562 0.059	<b>337.9</b>
11	94	Jonas FOLGER	GER	Monster Yamaha Tech 3	YAMAHA	<b>1'44.763</b>	17 18	0.585 0.023	<b>338.3</b>
12	35	Cal CRUTCHLOW	GBR	LCR Honda	HONDA	<b>1'44.803</b>	16 18	0.625 0.040	<b>338.8</b>
13	25	Maverick VIÑALES	SPA	Movistar Yamaha MotoGP	YAMAHA	<b>1'44.889</b>	17 19	0.711 0.086	<b>341.1</b>
14	76	Loris BAZ	FRA	Reale Avintia Racing	DUCATI	<b>1'44.985</b>	15 16	0.807 0.096	<b>339.6</b>
15	46	Valentino ROSSI	ITA	Movistar Yamaha MotoGP	YAMAHA	<b>1'45.053</b>	18 19	0.875 0.068	<b>337.3</b>
16	5	Johann ZARCO	FRA	Monster Yamaha Tech 3	YAMAHA	<b>1'45.240</b>	13 16	1.062 0.187	<b>338.4</b>
17	53	Tito RABAT	SPA	EG 0,0 Marc VDS	HONDA	<b>1'45.252</b>	15 17	1.074 0.012	<b>341.1</b>
18	43	Jack MILLER	AUS	EG 0,0 Marc VDS	HONDA	<b>1'45.289</b>	16 18	1.111 0.037	<b>338.7</b>
19	50	Sylvain GUINTOLI	FRA	Team SUZUKI ECSTAR	SUZUKI	<b>1'45.912</b>	17 20	1.734 0.623	<b>338.1</b>
20	44	Pol ESPARGARO	SPA	Red Bull KTM Factory Racing	KTM	<b>1'46.243</b>	17 19	2.065 0.331	<b>338.6</b>
21	17	Karel ABRAHAM	CZE	Pull&Bear Aspar Team	DUCATI	<b>1'46.259</b>	11 19	2.081 0.016	<b>339.1</b>
22	22	Sam LOWES	GBR	Aprilia Racing Team Gresini	APRILIA	<b>1'46.267</b>	12 14	2.089 0.008	<b>333.7</b>
23	38	Bradley SMITH	GBR	Red Bull KTM Factory Racing	KTM	<b>1'46.853</b>	16 16	2.675 0.586	<b>333.9</b>

Practice condition: Dry

Air: 28°

Humidity: 43%

Ground: 38°

<b>Fastest Lap:</b>	Lap: 16	<b>Marc MARQUEZ</b>	<b>1'44.178</b>	160.8 Km/h
<b>Circuit Record Lap:</b>	2016	<b>Maverick VIÑALES</b>	<b>1'45.971</b>	158.1 Km/h
<b>Circuit Best Lap:</b>	2016	<b>Marc MARQUEZ</b>	<b>1'43.589</b>	161.7 Km/h

The results are provisional until the end of the limit for protest and appeals.

Time limit for protest expires 30' after publication of the results - ..... Time: .....

These data/results cannot be reproduced, stored and/or transmitted in whole or in part by any manner of electronic, mechanical, photocopying, recording, broadcasting or otherwise now known or herein after developed without the previous express consent by the copyright owner, except for reproduction in daily press and regular printed publications on sale to the public within 60 days of the event related to those data/results and always provided that copyright symbol appears together as follows below.

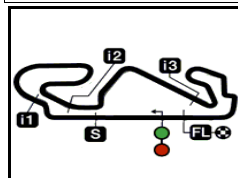
© DORNA, 2017

Official MotoGP Timing by TISSOT

www.motogp.com

Barcelona, Saturday, June 10, 2017





4655 m.

## GRAN PREMI MONSTER ENERGY DE CATALUNYA

## Free Practice Nr. 3

## Top Speed &amp; Average

12



Rider	Nation	Motorcycle	Top 5 speeds					Average	Top
19 Alvaro BAUTISTA	SPA	DUCATI	346.9	345.8	345.7	343.7	343.5	344.9	346.9
9 Danilo PETRUCCI	ITA	DUCATI	344.2	343.6	343.2	343.1	341.7	342.9	344.2
45 Scott REDDING	GBR	DUCATI	343.2	343.0	342.9	341.8	341.6	342.5	343.2
99 Jorge LORENZO	SPA	DUCATI	342.8	342.6	342.3	341.8	341.6	342.2	342.8
4 Andrea DOVIZIOSO	ITA	DUCATI	342.0	340.5	340.1	340.0	339.4	340.4	342.0
25 Maverick VIÑALES	SPA	YAMAHA	341.1	339.5	339.4	338.7	338.4	339.4	341.1
53 Tito RABAT	SPA	HONDA	341.1	339.8	338.5	337.9	337.8	339.0	341.1
93 Marc MARQUEZ	SPA	HONDA	340.9	339.8	339.3	338.8	338.4	339.3	340.9
29 Andrea IANNONE	ITA	SUZUKI	340.8	340.6	340.2	339.8	339.8	340.2	340.8
26 Dani PEDROSA	SPA	HONDA	340.2	340.1	340.1	338.9	338.3	339.5	340.2
76 Loris BAZ	FRA	DUCATI	339.6	339.4	339.0	338.8	337.9	338.9	339.6
17 Karel ABRAHAM	CZE	DUCATI	339.1	339.0	338.3	337.5	337.3	338.2	339.1
35 Cal CRUTCHLOW	GBR	HONDA	338.8	338.8	338.1	338.1	337.2	338.0	338.8
43 Jack MILLER	AUS	HONDA	338.7	338.5	338.4	338.4	336.8	337.9	338.7
44 Pol ESPARGARO	SPA	KTM	338.6	337.1	336.5	335.8	335.4	336.7	338.6
5 Johann ZARCO	FRA	YAMAHA	338.4	337.5	337.2	337.2	336.8	337.4	338.4
94 Jonas FOLGER	GER	YAMAHA	338.3	337.6	337.3	336.8	336.7	337.3	338.3
50 Sylvain GUINTOLI	FRA	SUZUKI	338.1	336.9	336.6	336.1	335.9	336.7	338.1
8 Hector BARBERA	SPA	DUCATI	337.9	337.7	337.3	336.7	335.1	336.9	337.9
41 Aleix ESPARGARO	SPA	APRILIA	337.6	337.5	336.4	336.3	336.2	336.8	337.6
46 Valentino ROSSI	ITA	YAMAHA	337.3	337.2	336.1	336.1	335.9	336.5	337.3
38 Bradley SMITH	GBR	KTM	333.9	333.2	332.7	332.0	331.1	332.6	333.9
22 Sam LOWES	GBR	APRILIA	333.7	333.4	332.4	332.4	332.2	332.8	333.7

These data/results cannot be reproduced, stored and/or transmitted in whole or in part by any manner of electronic, mechanical, photocopying, recording, broadcasting or otherwise now known or herein after developed without the previous express consent by the copyright owner, except for reproduction in daily press and regular printed publications on sale to the public within 60 days of the event related to those data/results and always provided that copyright symbol appears together as follows below.

© DORNA, 2017

Official MotoGP Timing by TISSOT  
www.motogp.com



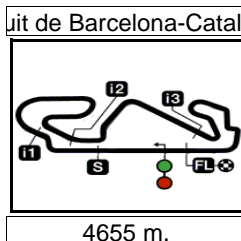
Barcelona, Saturday, June 10, 2017

## GRAN PREMI MONSTER ENERGY DE CATALUNYA

## Free Practice Nr. 3

## Chronological Analysis of Performances

13



* Lap / Sector time cancelled		T1 Time from finish line to 1st intermediate		T2 Time from 1st intermed. to 2nd intermed.		T3 Time from 2nd intermed. to 3rd intermed.		T4 Time from 3rd intermediate to finish line						
P Crossing the finish line in pit lane														
Lap	Lap Time	T1	T2	T3	T4	Speed	Lap	Lap Time	T1	T2	T3	T4	Speed	
<b>1st</b>	<b>93</b>	<b>Marc MARQUEZ</b>		Repsol Honda Team		SPA								
		Runs=3		Total laps=19		Full laps=13								
1	2'06.220	29.534	35.572	22.743	38.371	139.2	2	1'46.208	17.474	31.837	20.948	35.949	334.4	
2	1'47.951	17.454	32.139	21.094	37.264	337.1	3	1'45.391	17.213	31.448	20.924	35.806	337.8	
3	1'45.205	17.159	31.609	20.920	35.517	337.8	4	4'47.412 P	16.996	31.566	20.882	3'37.968	341.2	
	unfinished	17.081	31.671	20.934		337.9	5	5'35.934	4'05.309	32.715	21.525	36.385	204.0	
4	9'32.439		35.407	22.851	37.737		6	1'45.770	17.199	31.746	20.990	35.835	341.7	
5	1'47.682	17.674	32.495	21.416	36.097	335.8	7	1'45.684	17.119	31.658	21.041	35.866	340.9	
6	1'45.343	17.149	31.690	20.928	35.576	337.5	8	1'46.216	17.104	31.743	21.042	36.327	341.6	
7	1'45.087	17.078	31.634	20.904	35.471	339.3	9	1'45.798	17.020	31.789	20.922	36.067	343.7	
8	1'45.660	17.117	31.842	21.049	35.652	339.8	10	1'45.644 P	17.533	33.226	21.884	33.001	343.5	
9	1'45.750	17.129	31.847	20.937	35.837	338.8	11	6'14.297	4'44.292	32.643	21.404	35.958	201.1	
10	1'45.942	17.166	31.979	21.053	35.744	337.1	12	1'44.594	17.061	31.336	20.796	35.401	343.5	
11	1'45.914	17.154	31.949	21.024	35.787	337.5	13	1'44.743	16.870	31.343	20.926	35.604	345.7	
12	1'49.835 P	18.364	35.050	23.072	33.349	316.8	14	1'45.588 P	17.736	33.379	21.722	32.751	335.4	
13	8'08.177	6'33.323	34.161	22.441	38.252	143.8	15	4'21.132	2'46.842	32.241	22.095	39.954	205.8	
14	1'48.791	17.255	33.003	22.095	36.438	340.9	16	1'44.395	17.065	31.260	20.777	35.293	343.4	
15	1'44.623	17.098	31.481	20.600	35.444	338.4	17	1'44.875	16.901	31.377	20.895	35.702	346.9	
16	1'44.178	16.965	31.290	20.694	35.229	334.3	18	1'45.034	16.911	31.528	20.871	35.724	345.8	
17	1'52.334	17.923	34.490	22.602	37.319	333.5								
18	1'45.081	17.100	31.718	20.888	35.375	338.4								
<b>2nd</b>	<b>26</b>	<b>Dani PEDROSA</b>		Repsol Honda Team		SPA								
		Runs=3		Total laps=18		Full laps=13								
1	2'18.998	44.397	34.721	22.393	37.487	120.5	<b>4th</b>	<b>41</b>	<b>Aleix ESPARGARO</b>		Aprilia Racing Team		SPA	
2	1'47.401	17.661	32.291	21.318	36.131	332.6			Runs=5		Total laps=16		Full laps=7	
3	1'48.457	17.569	33.720	21.371	35.797	330.0	1	2'55.704	1'21.447	34.695	22.092	37.470	212.6	
4	1'46.539	17.289	31.641	21.159	36.450	333.6	2	1'45.032 P	17.723	32.152	21.822	33.335	335.6	
5	1'45.286	17.104	31.553	21.060	35.569	337.1	3	5'29.605	3'57.910	33.325	21.584	36.786	179.5	
6	1'47.498 P	17.498	35.791	22.033	32.176	330.9	4	1'46.270	17.571	31.693	21.136	35.870	335.6	
7	7'02.693	5'31.229	33.441	21.613	36.410	117.6	5	1'45.552	17.351	31.558	21.061	35.582	336.2	
8	1'46.175	17.323	31.941	21.106	35.805	338.3	6	1'45.198	17.262	31.500	20.960	35.476	336.3	
9	1'45.810	17.163	31.804	21.114	35.729	338.2	7	1'45.951 P	17.210	32.933	22.243	33.565	336.4	
10	1'45.762	17.171	31.734	21.068	35.789	338.9	8	8'08.130	6'37.381	33.722	21.197	35.830	206.4	
11	1'45.654	17.216	31.743	21.047	35.648	334.2	9	1'50.402 *	19.09*	32.671	21.271	37.365	337.6	
12	1'46.059	17.202	31.799	21.064	35.994	337.0	10	1'42.723 P	17.404	31.654	21.157	32.508	335.4	
13	1'47.361 P	17.606	34.916	22.141	32.698	336.5	11	5'44.210	4'12.946	33.201	21.960	36.103	191.3	
14	9'07.729	7'38.072	32.573	21.302	35.782	112.0	12	1'44.857	17.335	31.340	20.859	35.323	335.8	
15	1'44.856	17.159	31.413	20.830	35.454	340.1	13	1'44.587	17.204	31.239	20.878	35.266	335.6	
16	1'44.279	16.975	31.249	20.868	35.187	340.2	14	1'44.991 P	18.306	33.094	22.240	31.351	321.4	
17	1'50.544	17.622	33.684	22.449	36.789	332.7	15	4'03.713	2'32.134	32.371	22.821	36.387	169.7	
18	1'45.177	17.142	31.585	20.861	35.589	340.1	16	1'44.409	17.291	31.308	20.771	35.039	337.5	
<b>3rd</b>	<b>19</b>	<b>Alvaro BAUTISTA</b>		Pull&Bear Aspar Tea		SPA								
		Runs=4		Total laps=18		Full laps=11								
1	2'13.756	39.529	34.273	22.342	37.612	212.1	<b>5th</b>	<b>4</b>	<b>Andrea DOVIZIOSO</b>		Ducati Team		ITA	
										Runs=4		Total laps=15		Full laps=8
							1	2'27.850	53.976	34.417	22.114	37.343	191.6	
							2	1'47.441	17.638	32.287	21.326	36.190	330.1	
							3	1'46.022	17.310	31.860	21.131	35.721	339.1	
							4	1'45.521	17.135	31.646	20.979	35.761	342.0	
							5	1'43.798 P	17.139	31.659	21.044	33.956	340.5	
							6	9'25.873	7'52.839	34.450	21.988	36.596	185.5	
							7	1'46.534	17.337	31.971	21.174	36.052	340.1	

**Fastest Lap:** Marc MARQUEZ Repsol Honda Team SPA 1'44.178 16.965 31.290 20.694 35.229

These data/results cannot be reproduced, stored and/or transmitted in whole or in part by any manner of electronic, mechanical, photocopying, recording, broadcasting or otherwise now known or herein after developed without the previous express consent by the copyright owner, except for reproduction in daily press and regular printed publications on sale to the public within 60 days of the event related to those data/results and always provided that copyright symbol appears together as follows below.  
© DORNA, 2017



# Free Practice Nr. 3

MotoGP

Lap	Lap Time	T1	T2	T3	T4	Speed	Lap	Lap Time	T1	T2	T3	T4	Speed		
8	1'46.476	P	17.276	31.817	24.259	33.124	339.3	4	1'45.719	17.129	31.739	21.130	35.721	342.9	
9	9'29.469		7'58.331	33.147	21.629	36.362	191.7	5	1'45.580	17.094	31.713	21.017	35.756	343.2	
10	1'45.643		17.205	31.607	21.004	35.827	340.0	6	1'46.349	P	18.165	33.572	21.773	32.839	341.8
11	1'45.362		17.184	31.497	20.987	35.694	338.5	7	7'35.930		6'04.387	33.161	21.702	36.680	203.1
12	1'48.729	P	17.915	33.199	24.614	33.001	333.6	8	1'46.409		17.321	31.944	21.203	35.941	339.3
13	4'38.496		3'06.454	33.451	21.961	36.630	186.7	9	1'46.003		17.170	31.888	21.063	35.882	340.5
14	1'44.615		17.075	31.300	20.832	35.408	339.4	10	1'45.931		17.150	31.884	21.098	35.799	341.3
15	1'56.223		18.468	36.067	23.670	38.018	305.9	11	1'49.048	P	18.74*	35.036	22.114	33.156	339.3
<b>6th 99 Jorge LORENZO</b> Ducati Team SPA							<b>12</b> 8'19.596 6'47.645 33.136 22.305 36.510 209.6								
Runs=3 Total laps=18 Full laps=13							<b>13</b> 1'45.415 17.161 31.618 20.830 35.806 341.4								
1	1'52.950		20.932	33.221	21.527	37.270	225.0	14	1'45.133		17.119	31.550	20.959	35.505	341.2
2	1'46.771		17.280	32.009	21.051	36.431	340.5	15	1'43.768	P	18.12*	33.016	21.251	31.379	336.6
3	1'46.149		17.291	31.801	21.003	36.054	341.2	16	3'16.553		1'42.459	33.520	21.126	39.448	216.3
4	1'46.356		17.317	31.849	21.064	36.126	340.4	17	1'44.709		17.037	31.656	20.751	35.265	341.6
5	1'46.422		17.342	31.898	21.135	36.047	340.5	18	1'44.676		16.977	31.486	20.885	35.328	343.0
6	1'46.401		17.272	31.980	21.146	36.003	340.4	<b>9th 9 Danilo PETRUCCI</b> OCTO Pramac Racin ITA							
7	1'46.087	P	18.079	34.461	21.111	32.436	341.8	Runs=3 Total laps=18 Full laps=13							
8	8'43.193		7'13.915	32.307	21.181	35.790	225.8	1	2'11.372		36.834	34.438	22.446	37.654	156.3
9	1'46.056		17.159	32.171	21.013	35.713	342.3	2	1'47.001		17.504	32.136	21.309	36.052	337.0
10	1'46.050		17.203	31.829	21.069	35.949	339.6	3	1'45.868		17.256	31.702	21.205	35.705	341.7
11	1'46.370		17.373	31.951	21.073	35.973	342.6	4	1'45.988		17.156	31.783	21.077	35.972	340.2
12	1'46.319		17.263	31.915	21.172	35.969	338.9	5	1'58.475	*	17.301	32.150	21.320	47.704*	341.5
13	1'46.762		17.289	32.058	21.063	36.352	338.2	6	1'46.054		17.289	31.748	21.130	35.887	340.9
14	1'42.757	P	17.256	32.207	21.176	32.118	341.6	7	1'48.458		17.160	31.795	22.548	36.955	343.1
15	8'17.741		6'47.917	32.656	21.256	35.912	226.4	8	1'44.120	P	17.199	31.912	21.128	33.881	341.7
16	1'44.623		17.118	31.461	20.805	35.239	340.9	9	8'04.419		6'24.910	36.549	24.500	38.460	148.3
17	1'45.066		17.187	31.475	20.936	35.468	342.8	10	1'47.466		17.351	31.946	21.107	37.062	343.6
18	1'45.404		17.229	31.637	20.818	35.720	339.4	11	1'46.323		17.301	31.914	21.166	35.942	340.8
<b>7th 29 Andrea IANNONE</b> Team SUZUKI ECST ITA							<b>12</b> 1'46.807 17.219 32.160 21.360 36.068 339.8								
Runs=4 Total laps=18 Full laps=11							<b>13</b> 1'46.842 17.384 32.148 21.194 36.116 340.2								
1	1'55.314		22.136	34.042	21.704	37.432	202.5	14	1'50.235	P	17.810	38.707	21.329	32.389	335.1
2	1'46.324		17.485	32.057	21.022	35.760	337.9	15	7'40.673		6'06.804	35.920	21.826	36.123	139.6
3	1'45.672		17.337	31.686	20.965	35.684	337.1	16	1'44.681		17.059	31.361	20.818	35.443	343.2
4	1'45.487		17.274	31.630	20.929	35.654	339.8	17	1'44.997		17.150	31.437	20.919	35.491	341.6
5	1'47.222		17.293	31.996	20.964	36.969	332.4	18	2'02.356	*	21.30*	38.485	23.397	39.166	344.2
6	1'46.206		17.267	31.848	21.167	35.924	338.0	<b>10th 8 Hector BARBERA</b> Reale Avintia Racing SPA							
7	1'50.960	P	18.746	35.556	22.979	33.679	339.8	Runs=3 Total laps=18 Full laps=12							
8	7'57.261		6'21.144	36.752	21.479	37.886	107.4	1	2'08.319		30.599	36.428	23.576	37.716	150.6
9	1'47.078		17.473	32.126	21.144	36.335	338.9	2	1'47.861		17.558	32.260	21.219	36.824	337.9
10	1'47.109		17.426	32.108	21.242	36.333	337.8	3	1'46.049		17.309	31.691	21.130	35.919	331.1
11	1'43.203	P	17.261	32.248	21.259	32.435	338.3	4	1'46.657		17.232	31.896	21.213	36.316	336.7
12	6'50.658		5'14.265	36.492	23.251	36.650	116.5	5	1'56.752	*	20.71*	35.678	21.619	38.743*	316.7
13	1'45.946		17.318	31.590	21.035	36.003	340.6	6	1'46.529		17.340	31.886	21.147	36.156	312.2
14	1'51.071	P	19.815	35.505	21.607	34.144	334.3	7	1'47.821	P	17.430	33.688	23.353	33.350	327.6
15	3'12.519		1'39.473	35.359	21.708	35.979	221.9	8	11'43.352		0'06.527	38.206	21.956	36.663	134.5
16	1'44.934		17.208	31.519	20.733	35.474	340.2	9	1'47.324		17.559	31.880	21.132	36.753	335.1
17	1'44.656		17.098	31.439	20.720	35.399	340.8	10	1'45.815		17.137	31.543	21.061	36.074	337.7
18	2'01.814	*	20.231*	38.829	23.472	39.278	336.8	11	1'46.460		17.357	31.836	21.125	36.142	331.2
<b>8th 45 Scott REDDING</b> OCTO Pramac Racin GBR							<b>12</b> 1'44.007 P 17.599 32.066 21.426 32.916 323.4								
Runs=4 Total laps=18 Full laps=11							<b>13</b> 5'44.487 4'06.926 36.446 23.228 37.887 128.7								
1	2'40.845		1'06.929	34.624	22.259	37.033	214.9	14	1'49.322		17.451	33.076	22.220	36.575	327.7
2	1'46.676		17.514	32.191	21.239	35.732	334.7	15	1'44.740		17.130	31.302	20.818	35.490	332.2
3	1'45.480		17.188	31.658	21.044	35.590	339.1	16	1'44.783		16.936	31.368	20.872	35.607	337.3
							<b>17</b> 1'51.736 * 18.24* 35.149 21.536 36.805 331.2								

**Fastest Lap:** Marc MARQUEZ Repsol Honda Team SPA 1'44.178 16.965 31.290 20.694 35.229

These data/results cannot be reproduced, stored and/or transmitted in whole or in part by any manner of electronic, mechanical, photocopying, recording, broadcasting or otherwise now known or herein after developed without the previous express consent by the copyright owner, except for reproduction in daily press and regular printed publications on sale to the public within 60 days of the event related to those data/results and always provided that copyright symbol appears together as follows below.  
© DORNA, 2017

Official MotoGP Timing by TISSOT  
www.motogp.com

Barcelona, Saturday, June 10, 2017

Page 2 of 5





# Free Practice Nr. 3

# MotoGP

Lap	Lap Time	T1	T2	T3	T4	Speed	Lap	Lap Time	T1	T2	T3	T4	Speed		
18	1'44.805	P	17.184	31.666	21.078	34.877	332.3	11	<b>1'47.479</b>	17.185	31.663	20.848	37.783	339.4	
<b>11th 94 Jonas FOLGER</b> Monster Yamaha Tec GER															
			Runs=3	Total laps=18	Full laps=13										
1	2'26.944		51.408	35.442	22.476	37.618	178.8	12	<b>1'45.887</b>	17.140	31.966	20.885	35.896	338.2	
2	<b>1'47.652</b>		17.667	32.402	21.374	36.209	333.6	13	<b>1'46.056</b>	17.208	31.876	20.889	36.083	336.9	
3	<b>1'45.928</b>		17.442	31.811	20.898	35.777	333.3	14	1'44.736	P	17.575	32.732	21.409	33.020	333.7
4	<b>1'53.118</b> *		18.671*	36.925	21.518	36.000	336.2	15	5'21.918		3'50.839	33.738	21.206	36.135	164.6
5	<b>1'45.353</b>		17.245	31.503	20.984	35.621	336.1	16	<b>1'44.928</b>		17.168	<b>31.431</b>	20.743	35.586	338.0
6	1'50.030	P	18.541*	35.753	22.670	33.064	334.8	17	<b>1'44.889</b>		17.080	31.471	20.784	<b>35.554</b>	337.0
7	7'43.557		6'09.950	34.144	22.324	37.139	211.8	18	<b>1'45.023</b>		<b>17.050</b>	31.492	<b>20.709</b>	35.772	337.5
8	<b>1'46.724</b>		17.421	32.036	21.120	36.147	334.4	19	<b>1'45.151</b>		17.054	31.579	20.814	35.704	338.7
9	<b>1'54.393</b> *		18.051*	33.029	21.185	42.120	337.3	<b>14th 76 Loris BAZ</b> Reale Avintia Racing FRA							
10	<b>1'47.021</b>		17.545	32.137	21.263	36.076	337.6				Runs=4	Total laps=16	Full laps=8		
11	1'55.925	P	19.581*	40.461	22.624	33.251	335.7	1	1'53.536		21.302	33.706	21.706	36.822	227.7
12	9'05.024		7'25.943	37.105	21.990	39.986	191.6	2	<b>1'46.450</b>		17.416	31.819	21.201	36.014	333.1
13	<b>1'53.208</b>		17.446	32.300	26.352	37.110	332.7	3	<b>1'46.132</b>		17.270	31.916	21.199	35.747	337.6
14	<b>1'51.749</b>		17.321	<b>31.341</b>	21.151	41.936	333.8	4	<b>1'46.375</b>		17.347	31.915	21.084	36.029	337.9
15	<b>1'44.961</b>		17.264	31.547	<b>20.760</b>	35.390	336.7	5	<b>1'47.863</b> *		17.394	32.039	21.106	37.324*	335.6
16	<b>1'58.512</b> *		20.561*	38.980	22.378	36.589	336.8	6	<b>1'46.723</b>		17.441	31.978	21.260	36.044	331.5
17	<b>1'44.763</b>		<b>17.148</b>	31.444	20.840	<b>35.331</b>	<b>338.3</b>	7	1'49.663	P	17.531	35.153	22.887	34.092	338.8
18	<b>1'45.156</b>		17.284	31.344	20.902	35.626	332.3	8	8'39.815		7'08.720	32.593	21.593	36.909	216.6
<b>12th 35 Cal CRUTCHLOW</b> LCR Honda GBR															
			Runs=4	Total laps=18	Full laps=10										
1	2'14.595		40.808	34.002	21.759	38.026	214.1	9	1'45.345	P	17.647	32.486	21.634	33.578	334.8
2	<b>1'46.706</b>		17.730	31.982	21.112	35.882	326.2	10	6'27.173		4'55.748	33.138	21.516	36.771	187.6
3	<b>1'47.582</b> *		17.78 *	32.237	21.439	36.125	<b>338.8</b>	11	<b>1'45.539</b>		17.319	31.496	21.036	35.688	337.3
4	<b>1'45.983</b>		17.298	31.673	21.179	35.833	337.2	12	<b>1'45.497</b>		17.163	31.572	21.024	35.738	339.0
5	<b>1'45.904</b>		17.327	31.658	21.137	35.782	337.2	13	1'49.402	P	18.021*	34.356	22.536	34.490	333.5
6	1'45.671	P	19.011*	32.914	21.373	32.370	333.2	14	5'57.024		4'11.395	40.984	23.716	40.929	185.0
7	7'30.311		5'59.115	33.172	21.520	36.504	193.3	15	<b>1'44.985</b>		17.229	<b>31.388</b>	<b>20.909</b>	<b>35.459</b>	<b>339.6</b>
8	<b>1'46.035</b>		17.316	31.835	21.139	35.745	336.9	16	1'46.799	P	<b>17.159</b>	31.652	22.292	35.696	339.4
9	<b>1'46.006</b>		17.190	31.811	21.096	35.909	336.7	<b>15th 46 Valentino ROSSI</b> Movistar Yamaha Mot ITA							
10	<b>1'45.892</b>		17.186	31.862	21.023	35.821	335.1				Runs=4	Total laps=19	Full laps=12		
11	1'52.585	P	19.131*	37.040	22.422	33.985	336.9	1	2'32.829		59.763	33.977	21.890	37.199	212.2
12	8'00.550		6'27.571	34.194	21.308	37.477	205.0	2	<b>1'47.016</b>		17.750	31.986	21.091	36.189	330.4
13	<b>1'45.166</b>		17.295	31.555	20.888	35.428	338.8	3	<b>1'46.263</b>		17.369	31.809	21.112	35.973	335.8
14	1'44.293	P	17.391*	32.830	21.397	32.669	338.1	4	<b>1'45.863</b>		17.297	31.657	20.975	35.934	336.1
15	3'04.478		1'34.352	32.642	21.222	36.262	213.7	5	<b>1'46.147</b>		17.374	31.737	21.034	36.002	334.2
16	<b>1'44.803</b>		17.169	<b>31.480</b>	<b>20.851</b>	<b>35.303</b>	336.5	6	<b>1'45.716</b>		<b>17.192</b>	31.778	20.972	35.774	<b>337.3</b>
17	<b>1'44.869</b>		<b>17.110</b>	31.504	20.885	35.370	336.9	7	1'47.280	P	17.871	34.053	22.301	33.055	330.5
18	1'58.253	P	18.631*	36.584	23.280	39.752	338.1	8	7'52.357		6'17.393	35.696	22.124	37.144	174.7
<b>13th 25 Maverick VIÑALES</b> Movistar Yamaha Mot SPA															
			Runs=3	Total laps=19	Full laps=14										
1	2'20.440		46.447	34.302	22.054	37.637	180.5	9	<b>1'47.479</b>		17.535	32.166	21.341	36.437	334.4
2	<b>1'47.228</b>		17.704	32.143	21.128	36.253	325.6	10	<b>1'51.500</b> *		18.821*	34.670	21.510	36.491	334.3
3	<b>1'46.116</b>		17.391	31.847	20.971	35.907	334.9	11	<b>1'46.710</b>		17.344	32.083	21.158	36.125	334.7
4	<b>1'45.760</b>		17.196	31.631	21.024	35.909	337.9	12	1'48.166	P	17.529	34.219	22.810	33.608	332.6
5	<b>1'45.572</b>		17.180	31.663	20.906	35.823	337.8	13	5'35.648		4'03.295	33.977	22.009	36.367	218.3
6	<b>1'45.999</b>		17.147	31.715	20.988	36.149	338.4	14	<b>1'46.302</b>		17.500	31.904	21.091	35.807	335.9
7	1'46.942	P	17.835	34.144	21.960	33.003	333.8	15	<b>1'45.893</b>		17.329	31.774	21.086	35.704	335.0
8	10'04.070		8'30.448	35.704	21.338	36.580	203.1	16	1'46.017	P	17.491*	33.803	22.016	32.708	332.4
9	<b>1'45.089</b>		17.182	31.566	20.753	35.588	339.5	17	2'59.247		1'29.740	32.454	21.362	35.691	180.0
10	<b>1'47.749</b>		17.146	31.481	22.453	36.669	<b>341.1</b>	18	<b>1'45.053</b>		17.271	<b>31.418</b>	<b>20.864</b>	<b>35.500</b>	336.1
							<b>16th 5 Johann ZARCO</b> Monster Yamaha Tec FRA								
			Runs=3	Total laps=17	Full laps=11										
1	2'30.290		56.388	33.680	22.253	37.969	219.3	19	<b>1'48.400</b>		17.816	33.635	21.194	35.755	337.2
2	<b>1'47.264</b>		17.640	32.078	21.263	36.283	337.5								
3	<b>1'46.305</b>		17.337	31.722	21.337	35.909	332.2								

**Fastest Lap:** Marc MARQUEZ Repsol Honda Team SPA **1'44.178** 16.965 31.290 20.694 35.229

These data/results cannot be reproduced, stored and/or transmitted in whole or in part by any manner of electronic, mechanical, photocopying, recording, broadcasting or otherwise now known or herein after developed without the previous express consent by the copyright owner, except for reproduction in daily press and regular printed publications on sale to the public within 60 days of the event related to those data/results and always provided that copyright symbol appears together as follows below.  
© DORNA, 2017

Official MotoGP Timing by TISSOT  
www.motogp.com

Barcelona, Saturday, June 10, 2017

Page 3 of 5



# Free Practice Nr. 3

MotoGP

Lap	Lap Time	T1	T2	T3	T4	Speed	Lap	Lap Time	T1	T2	T3	T4	Speed
<b>19th 50 Sylvain GUINTOLI</b>							Team SUZUKI ECST FRA						
			Runs=3	Total laps=20	Full laps=15								
1	2'03.944	26.304	36.153	23.047	38.440	203.6							
2	<b>1'47.915</b>	17.652	32.394	21.215	36.654	328.8							
3	<b>1'51.213</b>	17.303	31.919	23.165	38.826	335.8							
4	<b>1'46.926</b>	17.330	31.965	21.157	36.474	328.5							
5	<b>1'47.810</b>	17.836	32.014	21.431	36.529	332.9							
6	<b>1'47.569</b>	17.402	32.192	21.162	36.813	333.0							
7	<b>1'47.538</b>	17.496	32.121	21.361	36.560	322.4							
8	<b>1'47.288</b>	17.458	32.238	21.219	36.373	329.6							
9	1'46.256 P	17.696	33.320	21.559	33.681	327.2							
10	8'28.830	6'54.533	35.112	22.401	36.784	170.1							
11	<b>1'47.536</b>	17.375	32.178	21.472	36.511	334.6							
12	<b>1'47.467</b>	17.389	32.222	21.403	36.453	333.5							
13	<b>1'47.771</b>	17.441	32.326	21.461	36.543	335.0							
14	<b>1'47.893</b>	17.522	32.329	21.464	36.578	335.9							
15	1'46.274 P	17.617	32.815	22.187	33.655	327.9							
16	5'41.342	4'04.709	37.718	22.424	36.491	167.2							
17	<b>1'45.912</b>	17.210	31.740	21.084	35.878	338.1							
18	<b>1'46.450</b>	17.218	31.720	21.337	36.175	336.6							
19	<b>1'46.390</b>	17.191	31.863	21.204	36.132	336.1							
20	<b>1'46.766</b>	17.292	31.994	21.308	36.172	336.9							
<b>17th 53 Tito RABAT</b>							EG 0,0 Marc VDS SPA						
			Runs=3	Total laps=17	Full laps=11								
1	1'56.080	21.176	34.359	22.403	38.142	228.0							
2	<b>1'47.955</b>	17.560	32.265	21.247	36.883	332.7							
3	<b>1'47.334</b>	17.484	32.266	21.289	36.295	337.5							
4	<b>1'59.863</b>	17.350	34.119	24.224	44.170	337.9							
5	<b>1'47.093</b>	17.507	31.943	21.181	36.462	332.9							
6	<b>1'46.766</b>	17.287	32.053	21.181	36.245	336.7							
7	1'45.602 P	18.25*	32.661	21.177	33.505	337.8							
8	8'21.722	6'44.361	36.133	21.886	39.342	216.8							
9	<b>1'49.922</b>	17.502	34.581	21.435	36.404	325.6							
10	<b>1'45.800</b>	17.272	31.673	20.972	35.883	333.0							
11	<b>1'52.623</b> *	17.79*	33.242	24.386	37.198	341.1							
12	2'14.177 P	18.346	37.979	35.905	41.947	338.5							
13	8'36.398	7'01.612	34.069	22.365	38.352	142.5							
14	<b>1'48.812</b>	17.681	32.581	22.183	36.367	318.9							
15	<b>1'45.252</b>	17.215	31.597	20.846	35.594	336.6							
16	<b>1'45.599</b>	17.307	31.600	20.940	35.752	328.7							
17	1'56.194 P	21.25*	38.189	23.728	33.024	339.8							
<b>20th 44 Pol ESPARGARO</b>							Red Bull KTM Factory SPA						
			Runs=3	Total laps=19	Full laps=14								
1	1'58.235	23.523	34.517	22.371	37.824	206.6							
2	<b>1'48.619</b>	17.697	32.634	21.558	36.730	328.7							
3	<b>1'47.370</b>	17.512	32.178	21.341	36.339	335.8							
4	<b>1'47.435</b>	17.419	32.068	21.388	36.560	336.5							
5	1'51.769 P	18.97*	35.559	23.269	33.970	331.0							
6	6'02.984	4'30.695	33.245	21.769	37.275	193.3							
7	<b>1'47.951</b>	17.585	32.329	21.459	36.578	334.1							
8	<b>1'52.814</b> *	19.47*	33.904	22.625	36.810	334.5							
9	<b>1'47.284</b>	17.390	32.101	21.458	36.335	332.4							
10	<b>1'47.430</b>	17.336	32.193	21.427	36.474	337.1							
11	1'58.060 P	19.68*	39.995	23.375	35.003	319.7							
12	9'16.614	7'35.835	37.545	23.277	39.957	190.2							
13	<b>1'55.681</b>	17.596	35.797	21.975	40.313	335.2							
14	<b>1'49.783</b>	17.401	31.878	21.649	38.855	333.5							
15	<b>1'50.672</b>	17.386	34.782	21.391	37.113	329.2							
16	<b>1'55.084</b> *	18.05*	35.748	21.970	39.311	338.6							
17	<b>1'46.243</b>	17.376	31.858	21.039	35.970	334.5							
18	<b>1'49.355</b>	17.303	33.252	22.126	36.674	335.4							
19	<b>1'46.579</b>	17.385	31.979	21.246	35.969	333.3							
<b>21st 17 Karel ABRAHAM</b>							Pull&Bear Aspar Tea CZE						
			Runs=3	Total laps=19	Full laps=13								
1	1'55.950	20.873	34.534	22.219	38.324	216.7							
2	<b>1'48.922</b>	17.899	32.624	21.490	36.909	325.3							
3	<b>1'47.904</b>	17.631	32.149	21.403	36.721	329.5							
4	<b>1'50.201</b>	17.441	32.318	21.453	38.989	336.8							
5	<b>1'58.701</b>	17.578	34.078	22.881	44.164	335.1							
6	<b>1'48.527</b>	17.640	32.460	21.361	37.066	334.1							
7	<b>1'48.621</b>	17.438	32.422	21.361	37.400	336.3							
8	1'48.775 P	17.623	33.259	22.029	35.864	336.2							
9	9'52.488	8'05.747	34.158	24.167	48.416	206.6							

**Fastest Lap:** Marc MARQUEZ Repsol Honda Team SPA **1'44.178** 16.965 31.290 20.694 35.229

These data/results cannot be reproduced, stored and/or transmitted in whole or in part by any manner of electronic, mechanical, photocopying, recording, broadcasting or otherwise now known or herein after developed without the previous express consent by the copyright owner, except for reproduction in daily press and regular printed publications on sale to the public within 60 days of the event related to those data/results and always provided that copyright symbol appears together as follows below.  
© DORNA, 2017

Official MotoGP Timing by TISSOT  
www.motogp.com

Barcelona, Saturday, June 10, 2017

Page 4 of 5



# Free Practice Nr. 3

MotoGP

Lap	Lap Time	T1	T2	T3	T4	Speed	Lap	Lap Time	T1	T2	T3	T4	Speed
10	1'46.359	17.342	31.862	21.076	36.079	337.5							
11	1'46.259	17.232	31.714	21.291	36.022	337.3							
12	1'46.744	17.312	32.182	21.163	36.087	336.7							
13	1'45.302 P	17.600	32.659	21.569	33.474	321.8							
14	5'44.950	4'02.933	34.216	23.192	44.609	219.5							
15	1'51.545	17.417	32.104	21.307	40.717	335.2							
16	1'46.403 *	17.241*	31.932	21.080	36.151	339.1							
17	1'54.798	17.315	31.774	21.027	44.682	338.3							
18	1'47.094	17.366	32.033	21.236	36.459	337.1							
19	1'56.088 P	19.221*	38.578	21.984	36.304	339.0							

## 22nd 22 Sam LOWES Aprilia Racing Team GBR

Runs=4 Total laps=14 Full laps=8

1	2'35.661 P	49.722	38.906	30.093	36.940	111.2							
2	5'51.326	4'16.287	34.211	22.898	37.930	186.7							
3	1'48.499 P	18.074	32.673	23.409	34.343	327.4							
4	9'27.164	7'49.580	34.920	25.387	37.277	191.7							
5	1'47.458	17.663	32.133	21.225	36.437	330.4							
6	1'47.387	17.573	31.845	21.622	36.347	332.2							
7	1'47.017	17.571	31.903	21.338	36.205	330.7							
8	1'54.364 P	19.081*	36.563	24.406	34.315	326.8							
9	9'51.387	8'17.947	34.552	22.237	36.651	186.6							
10	1'46.709	17.707	31.896	21.237	35.869	329.1							
11	1'56.391 *	19.131*	37.063	23.619	36.574	332.4							
12	1'46.267	17.469	31.909	21.053	35.836	333.7							
13	1'51.692	17.361	31.831	21.104	41.396	333.4							
14	1'46.914	17.431	31.938	21.095	36.450	332.4							

## 23rd 38 Bradley SMITH Red Bull KTM Factory GBR

Runs=4 Total laps=16 Full laps=9

1	2'09.097	33.556	35.035	22.669	37.837	196.7							
2	1'48.330	17.792	32.538	21.341	36.659	316.8							
3	1'44.284 P	17.641	32.433	21.474	32.736	326.6							
4	11'11.846	9'39.739	33.322	21.828	36.957	201.3							
5	1'47.841	17.668	32.352	21.440	36.381	329.5							
6	1'47.789	17.517	32.276	21.346	36.650	332.0							
7	1'47.551	17.410	32.233	21.483	36.425	332.7							
8	1'52.676 P	18.791*	37.726	22.580	33.572	331.1							
9	7'40.768	6'08.202	34.073	21.809	36.684	204.4							
10	1'47.731	17.533	32.285	21.508	36.405	330.7							
11	1'48.143	17.538	32.613	21.508	36.484	331.0							
12	1'48.059	17.629	32.518	21.499	36.413	328.4							
13	1'50.051 P	19.261*	35.168	22.376	33.240	327.4							
14	3'54.923	2'22.912	33.552	21.856	36.603	207.7							
15	1'47.040	17.555	32.174	21.177	36.134	333.2							
16	1'46.853	17.470	32.139	21.247	35.997	333.9							

**Fastest Lap:** Marc MARQUEZ Repsol Honda Team SPA 1'44.178 16.965 31.290 20.694 35.229

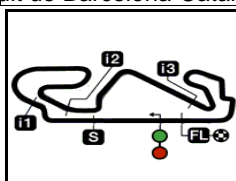
These data/results cannot be reproduced, stored and/or transmitted in whole or in part by any manner of electronic, mechanical, photocopying, recording, broadcasting or otherwise now known or herein after developed without the previous express consent by the copyright owner, except for reproduction in daily press and regular printed publications on sale to the public within 60 days of the event related to those data/results and always provided that copyright symbol appears together as follows below.  
© DORNA, 2017

Official MotoGP Timing by **TISSOT**  
www.motogp.com

Barcelona, Saturday, June 10, 2017

Page 5 of 5





4655 m.

## GRAN PREMI MONSTER ENERGY DE CATALUNYA

## Free Practice Nr. 3

## Best Partial Times

IT Ideal Lap Time, sum of the best partial times

BT Best Lap Time

T1		T2		T3		T4				IT	BT	
Pos	Rider	Time	Rider	Time	Rider	Time	Rider	Time	Pos	Rider	IT	BT
1	A.BAUTISTA	16.870	A.ESPARGARO	31.239	M.MARQUEZ	20.600	A.ESPARGARO	35.039	1	M.MARQUEZ	1'44.084	1'44.178 (1)
2	H.BARBERA	16.936	D.PEDROSA	31.249	M.VIÑALES	20.709	D.PEDROSA	35.187	2	A.BAUTISTA	1'44.200	1'44.395 (3)
3	M.MARQUEZ	16.965	A.BAUTISTA	31.260	A.IANNONE	20.720	M.MARQUEZ	35.229	3	D.PEDROSA	1'44.241	1'44.279 (2)
4	D.PEDROSA	16.975	M.MARQUEZ	31.290	S.REDDING	20.751	J.LORENZO	35.239	4	A.ESPARGAR	1'44.253	1'44.409 (4)
5	S.REDDING	16.977	A.DOVIZIOSO	31.300	J.FOLGER	20.760	S.REDDING	35.265	5	S.REDDING	1'44.479	1'44.676 (8)
6	M.VIÑALES	17.050	H.BARBERA	31.302	A.ESPARGARO	20.771	A.BAUTISTA	35.293	6	H.BARBERA	1'44.546	1'44.740 (10)
7	D.PETRUCCI	17.059	J.FOLGER	31.341	A.BAUTISTA	20.777	C.CRUTCHLOW	35.303	7	J.FOLGER	1'44.580	1'44.763 (11)
8	A.DOVIZIOSO	17.075	D.PETRUCCI	31.361	J.LORENZO	20.805	J.FOLGER	35.331	8	A.DOVIZIOSO	1'44.615	1'44.615 (5)
9	A.IANNONE	17.098	L.BAZ	31.388	H.BARBERA	20.818	A.IANNONE	35.399	9	J.LORENZO	1'44.623	1'44.623 (6)
10	C.CRUTCHLOW	17.110	J.ZARCO	31.402	D.PETRUCCI	20.818	A.DOVIZIOSO	35.408	10	A.IANNONE	1'44.656	1'44.656 (7)
11	J.LORENZO	17.118	V.ROSSI	31.418	D.PEDROSA	20.830	D.PETRUCCI	35.443	11	D.PETRUCCI	1'44.681	1'44.681 (9)
12	J.ZARCO	17.132	M.VIÑALES	31.431	A.DOVIZIOSO	20.832	L.BAZ	35.459	12	M.VIÑALES	1'44.744	1'44.889 (13)
13	J.FOLGER	17.148	A.IANNONE	31.439	T.RABAT	20.846	J.MILLER	35.460	12	C.CRUTCHLO	1'44.744	1'44.803 (12)
14	L.BAZ	17.159	J.MILLER	31.458	C.CRUTCHLOW	20.851	H.BARBERA	35.490	14	L.BAZ	1'44.915	1'44.985 (14)
15	S.GUINTOLI	17.191	J.LORENZO	31.461	V.ROSSI	20.864	V.ROSSI	35.500	15	V.ROSSI	1'44.974	1'45.053 (15)
16	V.ROSSI	17.192	C.CRUTCHLOW	31.480	L.BAZ	20.909	J.ZARCO	35.522	16	J.ZARCO	1'45.066	1'45.240 (16)
17	A.ESPARGARO	17.204	S.REDDING	31.486	J.ZARCO	21.010	M.VIÑALES	35.554	17	J.MILLER	1'45.176	1'45.289 (18)
18	T.RABAT	17.215	T.RABAT	31.597	J.MILLER	21.025	T.RABAT	35.594	18	T.RABAT	1'45.252	1'45.252 (17)
19	K.ABRAHAM	17.232	K.ABRAHAM	31.714	K.ABRAHAM	21.027	S.LOWES	35.836	19	S.GUINTOLI	1'45.873	1'45.912 (19)
20	J.MILLER	17.233	S.GUINTOLI	31.720	P.ESPARGARO	21.039	S.GUINTOLI	35.878	20	K.ABRAHAM	1'45.995	1'46.259 (21)
21	P.ESPARGARO	17.303	S.LOWES	31.831	S.LOWES	21.053	P.ESPARGARO	35.969	21	S.LOWES	1'46.081	1'46.267 (22)
22	S.LOWES	17.361	P.ESPARGARO	31.858	S.GUINTOLI	21.084	B.SMITH	35.997	22	P.ESPARGAR	1'46.169	1'46.243 (20)
23	B.SMITH	17.410	B.SMITH	32.139	B.SMITH	21.177	K.ABRAHAM	36.022	23	B.SMITH	1'46.723	1'46.853 (23)

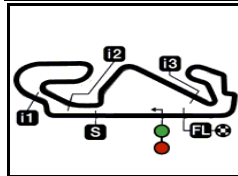
These data/results cannot be reproduced, stored and/or transmitted in whole or in part by any manner of electronic, mechanical, photocopying, recording, broadcasting or otherwise now known or herein after developed without the previous express consent by the copyright owner, except for reproduction in daily press and regular printed publications on sale to the public within 60 days of the event related to those data/results and always provided that copyright symbol appears together as follows below.

© DORNA, 2017

Official MotoGP Timing by TISSOT  
www.motogp.com







4655 m.

## GRAN PREMI MONSTER ENERGY DE CATALUNYA

## Free Practice Nr. 3

## Fastest Laps Sequence

<i>Practice Time</i>	 <i>Rider</i>	<i>Nation</i>	<i>Motorcycle</i>	<i>Time</i>	<i>Km/h</i>	<i>Rider's Lap</i>
3'39.721	99 <b>Jorge LORENZO</b>	SPA	DUCATI	<b>1'46.771</b>	156.9	2
3'39.986	76 <b>Loris BAZ</b>	FRA	DUCATI	<b>1'46.450</b>	157.4	2
3'41.638	29 <b>Andrea IANNONE</b>	ITA	SUZUKI	<b>1'46.324</b>	157.6	2
3'59.964	19 <b>Alvaro BAUTISTA</b>	SPA	DUCATI	<b>1'46.208</b>	157.7	2
5'25.870	99 <b>Jorge LORENZO</b>	SPA	DUCATI	<b>1'46.149</b>	157.8	3
5'26.118	76 <b>Loris BAZ</b>	FRA	DUCATI	<b>1'46.132</b>	157.8	3
5'27.310	29 <b>Andrea IANNONE</b>	ITA	SUZUKI	<b>1'45.672</b>	158.5	3
5'39.376	93 <b>Marc MARQUEZ</b>	SPA	HONDA	<b>1'45.205</b>	159.2	3
15'27.361	41 <b>Aleix ESPARGARO</b>	SPA	APRILIA	<b>1'45.198</b>	159.2	6
20'29.927	93 <b>Marc MARQUEZ</b>	SPA	HONDA	<b>1'45.087</b>	159.4	7
32'56.704	19 <b>Alvaro BAUTISTA</b>	SPA	DUCATI	<b>1'44.594</b>	160.2	12
38'08.221	41 <b>Aleix ESPARGARO</b>	SPA	APRILIA	<b>1'44.587</b>	160.2	13
41'30.557	26 <b>Dani PEDROSA</b>	SPA	HONDA	<b>1'44.279</b>	160.7	16
42'48.797	93 <b>Marc MARQUEZ</b>	SPA	HONDA	<b>1'44.178</b>	160.8	16

These data/results cannot be reproduced, stored and/or transmitted in whole or in part by any manner of electronic, mechanical, photocopying, recording, broadcasting or otherwise now known or herein after developed without the previous express consent by the copyright owner, except for reproduction in daily press and regular printed publications on sale to the public within 60 days of the event related to those data/results and always provided that copyright symbol appears together as follows below.

© DORNA, 2017

Official MotoGP Timing by TISSOT  
www.motogp.com

Barcelona, Saturday, June 10, 2017

