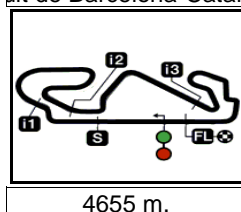


GRAN PREMI MONSTER ENERGY DE CATALUNYA


Warm Up

Classification

25



4655 m.

	Rider	Nation	Team	Motorcycle	Time	Lap Total	Gap	Top Speed
1	94 Jonas FOLGER	GER	Monster Yamaha Tech 3	YAMAHA	1'45.004	5 11		338.9
2	45 Scott REDDING	GBR	OCTO Pramac Racing	DUCATI	1'45.449	4 11	0.445 0.445	343.2
3	41 Aleix ESPARGARO	SPA	Aprilia Racing Team Gresini	APRILIA	1'45.537	8 11	0.533 0.088	337.8
4	43 Jack MILLER	AUS	EG 0,0 Marc VDS	HONDA	1'45.735	3 12	0.731 0.198	338.4
5	5 Johann ZARCO	FRA	Monster Yamaha Tech 3	YAMAHA	1'45.737	9 11	0.733 0.002	338.0
6	4 Andrea DOVIZIOSO	ITA	Ducati Team	DUCATI	1'45.832	6 11	0.828 0.095	344.0
7	46 Valentino ROSSI	ITA	Movistar Yamaha MotoGP	YAMAHA	1'45.839	5 11	0.835 0.007	339.7
8	9 Danilo PETRUCCI	ITA	OCTO Pramac Racing	DUCATI	1'46.074	3 11	1.070 0.235	342.3
9	29 Andrea IANNONE	ITA	Team SUZUKI ECSTAR	SUZUKI	1'46.088	6 11	1.084 0.014	342.3
10	93 Marc MARQUEZ	SPA	Repsol Honda Team	HONDA	1'46.119	8 10	1.115 0.031	338.3
11	25 Maverick VIÑALES	SPA	Movistar Yamaha MotoGP	YAMAHA	1'46.152	10 10	1.148 0.033	336.5
12	19 Alvaro BAUTISTA	SPA	Pull&Bear Aspar Team	DUCATI	1'46.189	10 12	1.185 0.037	344.3
13	26 Dani PEDROSA	SPA	Repsol Honda Team	HONDA	1'46.238	5 11	1.234 0.049	337.9
14	22 Sam LOWES	GBR	Aprilia Racing Team Gresini	APRILIA	1'46.300	4 11	1.296 0.062	333.6
15	99 Jorge LORENZO	SPA	Ducati Team	DUCATI	1'46.355	4 10	1.351 0.055	342.9
16	53 Tito RABAT	SPA	EG 0,0 Marc VDS	HONDA	1'46.372	7 12	1.368 0.017	337.1
17	50 Sylvain GUINTOLI	FRA	Team SUZUKI ECSTAR	SUZUKI	1'46.592	8 11	1.588 0.220	337.7
18	35 Cal CRUTCHLOW	GBR	LCR Honda	HONDA	1'46.736	5 9	1.732 0.144	335.5
19	44 Pol ESPARGARO	SPA	Red Bull KTM Factory Racing	KTM	1'46.842	8 10	1.838 0.106	336.6
20	17 Karel ABRAHAM	CZE	Pull&Bear Aspar Team	DUCATI	1'47.385	7 8	2.381 0.543	340.3
21	76 Loris BAZ	FRA	Reale Avintia Racing	DUCATI	1'47.518	6 11	2.514 0.133	340.3
22	8 Hector BARBERA	SPA	Reale Avintia Racing	DUCATI	1'47.798	4 10	2.794 0.280	337.9

Practice condition: Dry

Air: 27°

Humidity: 42%

Ground: 33°

Fastest Lap:	Lap: 5	Jonas FOLGER	1'45.004	159.5 Km/h
Circuit Record Lap:	2016	Maverick VIÑALES	1'45.971	158.1 Km/h
Circuit Best Lap:	2016	Marc MARQUEZ	1'43.589	161.7 Km/h

The results are provisional until the end of the limit for protest and appeals.

Time limit for protest expires 30' after publication of the results - Time:

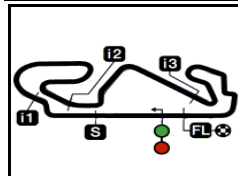
These data/results cannot be reproduced, stored and/or transmitted in whole or in part by any manner of electronic, mechanical, photocopying, recording, broadcasting or otherwise now known or herein after developed without the previous express consent by the copyright owner, except for reproduction in daily press and regular printed publications on sale to the public within 60 days of the event related to those data/results and always provided that copyright symbol appears together as follows below.

© DORNA, 2017

Official MotoGP Timing by TISSOT
www.motogp.com

Barcelona, Sunday, June 11, 2017





4655 m.

GRAN PREMI MONSTER ENERGY DE CATALUNYA

Warm Up

Top Speed & Average

26



Rider	Nation	Motorcycle	Top 5 speeds					Average	Top
19 Alvaro BAUTISTA	SPA	DUCATI	344.3	343.2	342.8	342.4	341.6	342.9	344.3
4 Andrea DOVIZIOSO	ITA	DUCATI	344.0	343.7	343.4	343.1	342.5	343.3	344.0
45 Scott REDDING	GBR	DUCATI	343.2	342.7	342.5	341.6	341.1	342.2	343.2
99 Jorge LORENZO	SPA	DUCATI	342.9	340.8	340.3	339.3	338.8	340.4	342.9
9 Danilo PETRUCCI	ITA	DUCATI	342.3	341.8	341.3	340.9	340.2	341.3	342.3
29 Andrea IANNONE	ITA	SUZUKI	342.3	341.5	341.2	340.0	339.5	340.9	342.3
17 Karel ABRAHAM	CZE	DUCATI	340.3	335.2	335.1	334.3	212.3	311.4	340.3
76 Loris BAZ	FRA	DUCATI	340.3	339.5	339.3	338.8	338.0	339.2	340.3
46 Valentino ROSSI	ITA	YAMAHA	339.7	339.3	338.8	336.9	336.6	338.3	339.7
94 Jonas FOLGER	GER	YAMAHA	338.9	336.5	336.1	336.0	335.8	336.7	338.9
43 Jack MILLER	AUS	HONDA	338.4	337.0	336.5	336.3	335.9	336.8	338.4
93 Marc MARQUEZ	SPA	HONDA	338.3	338.0	337.8	337.2	337.1	337.7	338.3
5 Johann ZARCO	FRA	YAMAHA	338.0	337.8	336.7	335.5	335.1	336.6	338.0
8 Hector BARBERA	SPA	DUCATI	337.9	337.2	334.2	332.4	330.5	334.4	337.9
26 Dani PEDROSA	SPA	HONDA	337.9	337.3	336.3	334.9	334.9	336.3	337.9
41 Aleix ESPARGARO	SPA	APRILIA	337.8	336.8	335.5	335.0	334.8	336.0	337.8
50 Sylvain GUINTOLI	FRA	SUZUKI	337.7	336.5	335.1	334.7	334.5	335.7	337.7
53 Tito RABAT	SPA	HONDA	337.1	336.9	335.6	335.6	335.4	336.1	337.1
44 Pol ESPARGARO	SPA	KTM	336.6	336.2	334.9	331.0	329.0	333.5	336.6
25 Maverick VIÑALES	SPA	YAMAHA	336.5	336.1	335.9	335.9	335.4	336.0	336.5
35 Cal CRUTCHLOW	GBR	HONDA	335.5	335.4	332.9	332.5	329.0	333.1	335.5
22 Sam LOWES	GBR	APRILIA	333.6	332.8	332.3	331.1	329.6	331.9	333.6

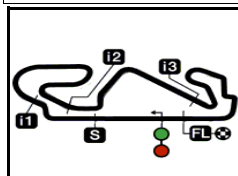
These data/results cannot be reproduced, stored and/or transmitted in whole or in part by any manner of electronic, mechanical, photocopying, recording, broadcasting or otherwise now known or herein after developed without the previous express consent by the copyright owner, except for reproduction in daily press and regular printed publications on sale to the public within 60 days of the event related to those data/results and always provided that copyright symbol appears together as follows below.

© DORNA, 2017

Official MotoGP Timing by TISSOT
www.motogp.com



Barcelona, Sunday, June 11, 2017



4655 m.

GRAN PREMI MONSTER ENERGY DE CATALUNYA

Warm Up

Chronological Analysis of Performances

27

* Lap / Sector time cancelled

T1 Time from finish line to 1st intermediate

T3 Time from 2nd intermed. to 3rd intermed.

P Crossing the finish line in pit lane

T2 Time from 1st intermed. to 2nd intermed.

T4 Time from 3rd intermediate to finish line

Lap	Lap Time	T1	T2	T3	T4	Speed	Lap	Lap Time	T1	T2	T3	T4	Speed		
1st	94	Jonas FOLGER Monster Yamaha Tec GER						3	1'45.735	17.348	31.740	21.025	35.622	334.4	
		Runs=1	Total laps=11	Full laps=10			4	1'45.943	17.224	31.719	21.128	35.872	337.0		
1	2'37.192	1'03.854	34.477	22.227	36.634	214.7	5	1'45.946	17.192	31.810	21.161	35.783	338.4		
2	1'46.308	17.565	31.935	21.182	35.626	334.4	6	1'53.956	17.445	31.963	23.033	41.515	330.4		
3	1'45.527	17.287	31.515	21.152	35.573	336.5	7	1'46.610	17.415	32.067	21.188	35.940	335.6		
4	1'50.461 *	19.86 *	33.300	21.385	35.909	335.7	8	1'54.606	17.380	34.345	25.156	37.725	335.0		
5	1'45.004	17.228	31.384	20.952	35.440	335.6	9	1'46.924	17.573	32.109	21.199	36.043	336.5		
6	1'53.036	17.242	31.439	26.611	37.744	336.0	10	1'46.648	17.419	32.066	21.113	36.050	335.2		
7	1'45.790	17.290	31.598	21.058	35.844	335.6	11	1'46.781	17.308	32.082	21.285	36.106	335.9		
8	1'46.569	17.296	31.764	20.968	36.541	335.6	12	1'47.121	17.421	32.167	21.380	36.153	335.2		
9	1'45.678	17.269	31.739	21.029	35.641	336.1									
10	1'45.692	17.215	31.653	21.125	35.699	338.9									
11	1'45.893	17.330	31.716	21.130	35.717	335.8									
2nd	45	Scott REDDING OCTO Pramac Racin GBR						5th	5	Johann ZARCO Monster Yamaha Tec FRA					
		Runs=1	Total laps=11	Full laps=10				Runs=1	Total laps=11	Full laps=10					
1	2'38.565	1'02.445	35.231	23.925	36.964	204.7	1	2'21.182	47.464	33.774	22.666	37.278	219.4		
2	1'46.603	17.512	32.106	21.087	35.898	339.3	2	1'47.953	17.796	32.160	21.569	36.428	319.8		
3	1'45.774	17.284	31.842	21.000	35.648	338.6	3	1'48.066	17.608	32.277	21.421	36.760	321.7		
4	1'45.449	17.111	31.735	20.938	35.665	342.5	4	1'46.317	17.324	31.825	21.322	35.846	335.1		
5	1'45.892	17.113	31.812	21.149	35.818	340.0	5	1'46.142	17.266	31.679	21.107	36.090	336.7		
6	1'45.715	17.165	31.818	20.975	35.757	339.0	6	1'46.988	17.700	31.942	21.337	36.009	308.9		
7	1'58.578 *	19.73*	41.154	21.501	36.184	338.2	7	1'46.075	17.308	31.765	21.213	35.789	334.9		
8	1'45.876	17.169	31.908	21.095	35.704	342.7	8	1'45.845	17.237	31.755	21.208	35.645	335.5		
9	1'45.667	17.016	31.897	20.996	35.758	343.2	9	1'45.737	17.191	31.719	21.119	35.708	338.0		
10	1'46.137	17.179	32.051	21.135	35.772	341.1	10	1'45.923	17.265	31.720	21.059	35.879	337.8		
11	1'57.214 *	20.49*	39.206	21.190	36.323	341.6	11	1'45.926	17.270	31.759	21.047	35.850	333.4		
3rd	41	Alex ESPARGARO Aprilia Racing Team SPA						6th	4	Andrea DOVIZIOSO Ducati Team ITA					
		Runs=1	Total laps=11	Full laps=10				Runs=1	Total laps=11	Full laps=10					
1	2'49.581	1'15.113	34.474	22.480	37.514	207.9	1	3'24.925	1'47.936	35.861	23.148	37.980	182.5		
2	1'47.493	17.853	32.272	21.291	36.077	332.6	2	1'50.373	18.631	33.105	21.640	36.997	299.2		
3	1'46.082	17.424	31.733	21.118	35.807	334.1	3	1'47.422	17.387	32.284	21.456	36.295	338.3		
4	1'45.604	17.375	31.539	21.111	35.579	334.0	4	1'46.257	17.234	31.948	21.255	35.820	341.9		
5	1'48.048	18.114	32.558	21.199	36.177	334.0	5	1'46.159	17.225	32.035	21.152	35.747	343.7		
6	1'45.839	17.386	31.617	20.965	35.871	334.0	6	1'45.832	17.189	31.888	21.074	35.681	341.9		
7	1'45.587	17.293	31.577	21.033	35.684	335.0	7	1'46.319	17.200	32.032	21.109	35.978	341.0		
8	1'45.537	17.253	31.593	21.008	35.683	336.8	8	1'52.825	17.121	31.944	24.888	38.872	342.5		
9	1'50.981 *	19.14*	33.603	21.900	36.333	337.8	9	1'50.041	18.013	33.376	21.735	36.917	343.4		
10	1'45.943	17.300	31.755	21.146	35.742	335.5	10	1'46.303	17.196	32.042	21.150	35.915	344.0		
11	1'58.790	17.278	31.733	21.142	48.637	334.8	11	1'46.196	17.141	31.905	21.204	35.946	343.1		
4th	43	Jack MILLER EG 0,0 Marc VDS AUS						7th	46	Valentino ROSSI Movistar Yamaha Mot ITA					
		Runs=1	Total laps=12	Full laps=11				Runs=1	Total laps=11	Full laps=10					
1	1'56.422	21.659	34.800	22.360	37.603	216.6	1	2'25.843	51.690	34.251	22.713	37.189	201.0		
2	1'46.042	17.469	31.775	21.106	35.692	336.3	2	1'47.302	17.613	32.158	21.344	36.187	332.2		
							3	1'46.376	17.442	32.035	21.133	35.766	336.6		
							4	1'46.049	17.375	31.829	21.182	35.663	335.9		
							5	1'45.839	17.192	31.774	21.029	35.844	339.3		

Fastest Lap: Jonas FOLGER Monster Yamaha Tec GER **1'45.004** 17.228 31.384 20.952 35.440

These data/results cannot be reproduced, stored and/or transmitted in whole or in part by any manner of electronic, mechanical, photocopying, recording, broadcasting or otherwise now known or herein after developed without the previous express consent by the copyright owner, except for reproduction in daily press and regular printed publications on sale to the public within 60 days of the event related to those data/results and always provided that copyright symbol appears together as follows below.
© DORNA, 2017



Warm Up

MotoGP

Lap	Lap Time	T1	T2	T3	T4	Speed	Lap	Lap Time	T1	T2	T3	T4	Speed
6	1'46.459	17.279	31.944	21.253	35.983	336.9	7	1'43.801 P	17.587	32.324	21.527	32.363	333.2
7	1'46.400	17.362	31.920	21.197	35.921	333.2	8	3'24.007	1'53.815	32.797	21.184	36.211	213.0
8	1'53.183 *	18.52*	36.775	21.763	36.125	330.4	9	1'46.247	17.274	32.049	20.975	35.949	336.5
9	1'46.251	17.380	31.923	21.107	35.841	333.4	10	1'46.152	17.281	31.859	20.990	36.022	336.1
10	1'46.628 *	17.07*	32.349	21.239	35.965	339.7							
11	1'46.491	17.320	32.008	21.179	35.984	338.8							

8th		9	Danilo PETRUCCI		OCTO Pramac Racin		ITA
Runs=1	Total laps=11	Full laps=10					
1	1'54.717	22.210	33.872	21.805	36.830	213.3	
2	1'46.899	17.532	32.060	21.282	36.025	338.4	
3	1'46.074	17.359	31.810	21.122	35.783	341.8	
4	1'46.256	17.294	31.841	21.186	35.935	340.1	
5	2'01.294 *	18.65*	37.013	23.985	41.642	340.9	
6	1'46.461	17.299	31.897	21.110	36.155	338.2	
7	1'46.327	17.324	31.993	21.132	35.878	340.2	
8	1'46.417	17.234	32.004	21.205	35.974	341.3	
9	2'00.270 *	19.56*	34.899	24.008	41.800	332.3	
10	1'46.530	17.336	32.030	21.095	36.069	339.5	
11	1'46.235	17.198	31.968	21.189	35.880	342.3	

9th		29	Andrea IANNONE		Team SUZUKI ECST		ITA
Runs=1	Total laps=11	Full laps=10					
1	1'57.318	22.689	34.899	22.047	37.683	217.8	
2	1'48.099	17.812	32.669	21.365	36.253	333.4	
3	1'46.910	17.477	32.155	21.252	36.026	336.2	
4	2'08.221 *	17.99*	42.896	26.465	40.863	340.0	
5	1'46.177	17.389	31.978	20.947	35.863	339.5	
6	1'46.088	17.211	31.855	21.042	35.980	341.2	
7	1'53.381 *	19.03*	34.248	23.793	36.306	341.5	
8	1'46.151	17.341	31.855	20.971	35.984	342.3	
9	1'46.765	17.452	32.032	21.238	36.043	334.8	
10	1'46.777	17.385	32.045	21.142	36.205	334.7	
11	2'05.692	17.459	39.321	26.639	42.273	336.6	

10th		93	Marc MARQUEZ		Repsol Honda Team		SPA
Runs=3	Total laps=10	Full laps=6					
1	1'51.959 P	21.496	34.832	22.164	33.467	220.7	
2	2'46.931	1'10.293	35.509	23.556	37.573	192.5	
3	1'47.626	17.609	32.607	21.324	36.086	333.9	
4	1'43.598 P	17.244	32.123	21.201	33.030	338.0	
5	3'25.532	1'53.110	33.866	21.811	36.745	172.2	
6	1'47.297	17.442	32.268	21.201	36.386	337.2	
7	1'46.409	17.232	32.079	21.073	36.025	337.8	
8	1'46.119	17.179	32.014	21.107	35.819	338.3	
9	1'46.250	17.444	31.965	21.142	35.699	330.6	
10	2'13.896	17.278	32.016	21.415	1'03.187	337.1	

11th		25	Maverick VIÑALES		Movistar Yamaha Mot		SPA
Runs=2	Total laps=10	Full laps=7					
1	2'24.786	51.281	34.265	21.897	37.343	180.5	
2	1'48.332	17.776	32.593	21.311	36.652	332.4	
3	1'51.477 *	20.17*	33.655	21.242	36.406	331.0	
4	1'46.683	17.329	32.062	21.116	36.176	335.9	
5	1'46.528	17.336	31.946	21.175	36.071	335.9	
6	1'46.391	17.266	32.027	21.011	36.087	335.4	

12th		19	Alvaro BAUTISTA		Pull&Bear Aspar Tea		SPA
Runs=1	Total laps=12	Full laps=11					
1	2'07.586	34.780	33.622	21.854	37.330	222.0	
2	1'47.883	17.521	32.432	21.378	36.552	332.2	
3	1'46.586	17.347	32.057	21.105	36.077	336.8	
4	1'46.204	17.176	31.930	20.980	36.118	344.3	
5	1'46.383	17.094	31.947	21.176	36.166	342.8	
6	1'50.511	17.089	35.089	22.023	36.310	342.4	
7	1'46.350	17.179	31.947	21.074	36.150	339.3	
8	1'46.207	17.139	31.924	21.154	35.990	338.9	
9	1'46.270	17.098	31.871	21.313	35.988	341.6	
10	1'46.189	17.094	31.890	21.140	36.065	339.4	
11	1'46.394	17.087	32.089	21.146	36.072	341.4	
12	1'46.405	17.108	31.919	21.325	36.053	343.2	

13th		26	Dani PEDROSA		Repsol Honda Team		SPA
Runs=1	Total laps=11	Full laps=10					
1	2'19.858	44.832	34.648	22.608	37.770	107.0	
2	1'49.181	17.973	32.840	21.756	36.612	322.4	
3	1'48.454	17.605	32.261	21.509	37.079	329.8	
4	1'46.459	17.355	31.905	21.274	35.925	330.1	
5	1'46.238	17.291	31.870	21.221	35.856	329.3	
6	1'48.544	17.413	32.140	21.806	37.185	334.9	
7	1'46.779	17.423	32.130	21.235	35.991	332.1	
8	1'46.720	17.276	32.074	21.314	36.056	334.9	
9	1'46.653	17.325	32.131	21.266	35.931	336.3	
10	1'48.224	17.333	33.005	21.827	36.059	337.3	
11	1'46.500	17.292	32.070	21.309	35.829	337.9	

14th		22	Sam LOWES		Aprilia Racing Team		GBR
Runs=1	Total laps=11	Full laps=10					
1	2'26.296	52.301	34.500	22.270	37.225	177.1	
2	1'47.491	17.614	32.187	21.440	36.250	325.6	
3	1'51.714 *	20.63*	33.553	21.338	36.193	333.6	
4	1'46.300	17.484	31.830	21.167	35.819	327.4	
5	1'46.803	17.476	31.859	21.363	36.105	332.3	
6	1'57.255 *	20.07*	38.498	21.912	36.774	332.8	
7	1'49.190	17.491	32.103	21.337	38.259	324.1	
8	1'47.274	17.501	31.940	21.147	36.686	328.6	
9	1'52.782	21.064	33.724	21.507	36.487	329.6	
10	1'47.064	17.566	32.009	21.304	36.185	331.1	
11	1'47.420	17.522	32.120	21.399	36.379	325.4	

15th		99	Jorge LORENZO		Ducati Team		SPA
Runs=2	Total laps=10	Full laps=7					
1	1'53.167	20.833	33.762	21.723	36.849	218.9	
2	1'47.113	17.614	32.276	21.094	36.129	340.3	
3	1'46.523	17.355	32.109	21.177	35.882	338.8	
4	1'46.355	17.388	32.063	21.035	35.869	339.3	
5	1'42.592 P	17.338	31.981	21.114	32.159	338.7	
6	4'13.447	2'35.807	37.328	23.528	36.784	224.6	

Fastest Lap: Jonas FOLGER Monster Yamaha Tec GER **1'45.004** 17.228 31.384 20.952 35.440

These data/results cannot be reproduced, stored and/or transmitted in whole or in part by any manner of electronic, mechanical, photocopying, recording, broadcasting or otherwise now known or herein after developed without the previous express consent by the copyright owner, except for reproduction in daily press and regular printed publications on sale to the public within 60 days of the event related to those data/results and always provided that copyright symbol appears together as follows below.
© DORNA, 2017

Official MotoGP Timing by TISSOT
www.motogp.com

Barcelona, Sunday, June 11, 2017

Page 2 of 3



Warm Up

MotoGP

Lap	Lap Time	T1	T2	T3	T4	Speed	Lap	Lap Time	T1	T2	T3	T4	Speed
7	1'47.147	17.820	32.158	21.246	35.923	342.9	9	1'46.971	17.317	32.075	21.371	36.208	327.9
8	1'46.480	17.373	32.023	21.264	35.820	338.4	10	1'47.098	17.489	32.006	21.302	36.301	331.0
9	1'46.490	17.334	32.117	21.193	35.846	340.8							
10	1'46.976	17.334	32.139	21.271	36.232	332.2							

16th 53		Tito RABAT		EG 0,0 Marc VDS		SPA	
		Runs=1	Total laps=12	Full laps=11			
1	1'53.292	21.054	33.660	21.915	36.663	219.7	
2	1'47.368	17.655	32.348	21.148	36.217	325.4	
3	1'46.541	17.519	31.943	21.211	35.868	332.9	
4	1'46.414	17.489	31.891	21.113	35.921	336.9	
5	1'46.401	17.370	31.870	21.084	36.077	335.6	
6	1'55.632 *	18.28*	32.535	23.519	41.296	337.1	
7	1'46.372	17.392	32.008	21.012	35.960	335.6	
8	1'53.762	17.354	32.135	22.189	42.084	335.4	
9	1'47.043	17.607	32.006	21.245	36.185	330.4	
10	1'46.794	17.359	32.017	21.204	36.214	332.6	
11	1'46.892	17.388	32.143	21.195	36.166	334.0	
12	1'47.257	17.500	32.139	21.281	36.337	327.3	

17th 50		Sylvain GUINTOLI		Team SUZUKI ECST		FRA	
		Runs=2	Total laps=11	Full laps=8			
1	2'05.410	28.375	35.911	22.894	38.230	204.6	
2	1'48.369	17.820	32.552	21.436	36.561	328.7	
3	1'46.977	17.433	32.128	21.244	36.172	337.7	
4	1'48.443 P	17.637	35.902	21.388	33.516	327.2	
5	2'37.511	1'02.886	35.378	22.259	36.988	190.0	
6	1'47.471	17.591	32.374	21.183	36.323	331.2	
7	1'46.955	17.428	31.990	21.265	36.272	334.4	
8	1'46.592	17.293	31.936	21.319	36.044	334.7	
9	1'46.617	17.281	31.932	21.254	36.150	336.5	
10	1'46.998	17.372	32.007	21.428	36.191	335.1	
11	1'47.113	17.362	32.007	21.323	36.421	334.5	

18th 35		Cal CRUTCHLOW		LCR Honda		GBR	
		Runs=3	Total laps=9	Full laps=5			
1	2'42.126 P	51.205	50.570	25.089	35.262	208.7	
2	3'05.404	1'27.845	37.364	22.418	37.777	209.4	
3	1'50.425	18.152	32.848	21.848	37.577	320.6	
4	1'47.129	17.542	32.114	21.227	36.246	332.9	
5	1'46.736	17.371	31.994	21.227	36.144	335.5	
6	1'57.023 *	18.87*	38.820	22.156	37.169	335.4	
7	1'44.816 P	17.505	32.074	21.296	33.941	332.5	
8	3'52.813	2'15.361	36.926	23.170	37.356	213.8	
9	1'48.590	17.842	32.845	21.445	36.458	329.0	

19th 44		Poi ESPARGARO		Red Bull KTM Factory		SPA	
		Runs=2	Total laps=10	Full laps=7			
1	2'00.906	25.913	34.972	22.272	37.749	212.6	
2	1'55.142	18.176	32.860	22.086	42.020	317.7	
3	1'47.827	17.647	32.430	21.361	36.389	336.2	
4	1'47.661	17.457	32.336	21.447	36.421	334.9	
5	1'48.338 P	18.13*	35.052	22.095	33.055	329.0	
6	5'16.415	3'33.708	35.028	23.566	44.113	157.2	
7	1'47.271	17.802	32.013	21.347	36.109	322.6	
8	1'46.842	17.301	31.906	21.279	36.356	336.6	

20th 17 Karel ABRAHAM Pull&Bear Aspar Tea CZE
Runs=4 Total laps=8 Full laps=2

1	1'56.701 P	23.701	34.907	22.536	35.557	199.1	
2	3'45.981	2'05.033	35.015	22.571	43.362	185.5	
3	1'48.110 P	17.498	32.322	21.530	36.760	335.1	
4	2'27.436	54.242	35.025	21.569	36.600	212.3	
5	1'47.699 P	17.491	32.283	22.620	35.305	335.2	
6	5'31.691	3'54.680	38.497	21.754	36.760	183.5	
7	1'47.385	17.574	32.144	21.245	36.422	334.3	
8	1'47.609	17.448	32.235	21.203	36.723	340.3	

21st 76 Loris BAZ Reale Avintia Racing FRA
Runs=1 Total laps=11 Full laps=10

1	2'17.073	41.394	35.600	22.251	37.828	183.6	
2	1'48.884	17.717	32.747	21.574	36.846	334.5	
3	1'47.899	17.515	32.397	21.511	36.476	336.6	
4	1'47.715	17.414	32.265	21.542	36.494	338.0	
5	1'48.043	17.483	32.183	21.459	36.918	339.3	
6	1'47.518	17.385	32.217	21.451	36.465	338.8	
7	1'47.584	17.425	32.285	21.541	36.333	336.6	
8	1'48.146	17.482	32.356	21.571	36.737	333.8	
9	1'47.551	17.386	32.392	21.463	36.310	340.3	
10	1'47.978	17.524	32.397	21.550	36.507	336.8	
11	1'47.750	17.391	32.460	21.366	36.533	339.5	

22nd 8 Hector BARBERA Reale Avintia Racing SPA
Runs=1 Total laps=10 Full laps=9

1	4'39.712	3'03.529	34.860	23.290	38.033	158.0	
2	1'48.266	17.972	32.469	21.362	36.463	322.8	
3	1'48.466	17.374	32.320	22.205	36.567	332.4	
4	1'47.798	17.559	32.489	21.196	36.554	325.8	
5	1'48.342	17.711	32.664	21.432	36.535	337.9	
6	1'59.162	17.621	32.513	21.500	47.528	325.7	
7	1'47.820	17.557	32.462	21.341	36.460	330.5	
8	1'47.929	17.468	32.480	21.420	36.561	337.2	
9	1'47.884	17.351	32.497	21.533	36.503	334.2	
10	1'48.842	17.619	32.625	21.680	36.918	325.9	

Fastest Lap: Jonas FOLGER Monster Yamaha Tec GER 1'45.004 17.228 31.384 20.952 35.440

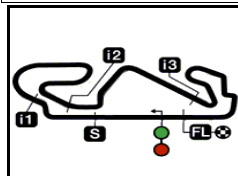
These data/results cannot be reproduced, stored and/or transmitted in whole or in part by any manner of electronic, mechanical, photocopying, recording, broadcasting or otherwise now known or herein after developed without the previous express consent by the copyright owner, except for reproduction in daily press and regular printed publications on sale to the public within 60 days of the event related to those data/results and always provided that copyright symbol appears together as follows below.
© DORNA, 2017



GRAN PREMI MONSTER ENERGY DE CATALUNYA

Official Starting Grid

28



4655 m.

Race : 25 laps = 116.375 km



1	1 1'43.870 26 Dani PEDROSA Honda	2 1'44.201 99 Jorge LORENZO Ducati	3 1'44.220 9 Danilo PETRUCCI Ducati
2	4 1'44.320 93 Marc MARQUEZ Honda	5 1'44.348 41 Aleix ESPARGARO Aprilia	6 1'44.381 8 Hector BARBERA Ducati
3	7 1'44.451 4 Andrea DOVIZIOSO Ducati	8 1'44.600 94 Jonas FOLGER Yamaha	9 1'44.620 25 Maverick VIÑALES Yamaha
4	10 1'44.740 19 Alvaro BAUTISTA Ducati	11 1'44.852 45 Scott REDDING Ducati	12 1'44.928 29 Andrea IANNONE Suzuki
5	13 1'44.661 46 Valentino ROSSI Yamaha	14 1'44.681 5 Johann ZARCO Yamaha	15 1'44.829 43 Jack MILLER Honda
6	16 1'44.919 76 Loris BAZ Ducati	17 1'45.162 35 Cal CRUTCHLOW Honda	18 1'45.641 17 Karel ABRAHAM Ducati
7	19 1'45.741 53 Tito RABAT Honda	20 1'45.887 44 Pol ESPARGARO KTM	21 1'48.803 22 Sam LOWES Aprilia
8	22 1'45.912 50 Sylvain GUINTOLI Suzuki		

The results are provisional until the end of the limit for protest and appeals and until the ratification of the Event Management Committee.

Time limit for protest expires 60' at the latest after publication of the results - Mr. Time:

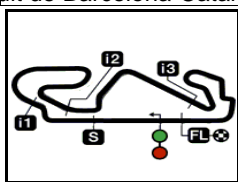
These data/results cannot be reproduced, stored and/or transmitted in whole or in part by any manner of electronic, mechanical, photocopying, recording, broadcasting or otherwise now known or herein after developed without the previous express consent by the copyright owner, except for reproduction in daily press and regular printed publications on sale to the public within 60 days of the event related to those data/results and always provided that copyright symbol appears together as follows below.

© DORNA, 2017

Official MotoGP Timing by TISSOT
www.motogp.com

Barcelona, Sunday, June 11, 2017





4655 m.

GRAN PREMI MONSTER ENERGY DE CATALUNYA

Warm Up

Best Partial Times

IT Ideal Lap Time, sum of the best partial times

BT Best Lap Time

T1		T2		T3		T4				IT		BT	
Pos	Rider	Time	Rider	Time	Rider	Time	Rider	Time	Pos	Rider	IT	BT	
1	S.REDDING	17.016	J.FOLGER	31.384	S.REDDING	20.938	J.FOLGER	35.440	1	J.FOLGER	1'44.991	1'45.004	(1)
2	A.BAUTISTA	17.087	A.ESPARGARO	31.539	A.IANNONE	20.947	A.ESPARGARO	35.579	2	A.ESPARGAR	1'45.336	1'45.537	(3)
3	A.DOVIZIOSO	17.121	J.ZARCO	31.679	J.FOLGER	20.952	J.MILLER	35.622	3	S.REDDING	1'45.337	1'45.449	(2)
4	M.MARQUEZ	17.179	J.MILLER	31.719	A.ESPARGARO	20.965	J.ZARCO	35.645	4	J.MILLER	1'45.558	1'45.735	(4)
5	J.ZARCO	17.191	S.REDDING	31.735	M.VIÑALES	20.975	S.REDDING	35.648	5	J.ZARCO	1'45.562	1'45.737	(5)
6	J.MILLER	17.192	V.ROSSI	31.774	A.BAUTISTA	20.980	V.ROSSI	35.663	6	V.ROSSI	1'45.658	1'45.839	(7)
7	V.ROSSI	17.192	D.PETRUCCI	31.810	T.RABAT	21.012	A.DOVIZIOSO	35.681	7	A.DOVIZIOSO	1'45.764	1'45.832	(6)
8	D.PETRUCCI	17.198	S.LOWES	31.830	J.MILLER	21.025	M.MARQUEZ	35.699	8	A.IANNONE	1'45.876	1'46.088	(9)
9	A.IANNONE	17.211	A.IANNONE	31.855	V.ROSSI	21.029	D.PETRUCCI	35.783	9	D.PETRUCCI	1'45.886	1'46.074	(8)
10	J.FOLGER	17.215	M.VIÑALES	31.859	J.LORENZO	21.035	S.LOWES	35.819	10	M.MARQUEZ	1'45.916	1'46.119	(10)
11	A.ESPARGARO	17.253	D.PEDROSA	31.870	J.ZARCO	21.047	J.LORENZO	35.820	11	A.BAUTISTA	1'45.926	1'46.189	(12)
12	M.VIÑALES	17.266	T.RABAT	31.870	M.MARQUEZ	21.073	D.PEDROSA	35.829	12	M.VIÑALES	1'46.049	1'46.152	(11)
13	D.PEDROSA	17.276	A.BAUTISTA	31.871	A.DOVIZIOSO	21.074	A.IANNONE	35.863	13	T.RABAT	1'46.104	1'46.372	(16)
14	S.GUINTOLI	17.281	A.DOVIZIOSO	31.888	D.PETRUCCI	21.095	T.RABAT	35.868	14	J.LORENZO	1'46.170	1'46.355	(15)
15	P.ESPARGARO	17.301	P.ESPARGARO	31.906	S.LOWES	21.147	M.VIÑALES	35.949	15	D.PEDROSA	1'46.196	1'46.238	(13)
16	J.LORENZO	17.334	S.GUINTOLI	31.932	S.GUINTOLI	21.183	A.BAUTISTA	35.988	16	S.LOWES	1'46.272	1'46.300	(14)
17	H.BARBERA	17.351	M.MARQUEZ	31.965	H.BARBERA	21.196	S.GUINTOLI	36.044	17	S.GUINTOLI	1'46.440	1'46.592	(17)
18	T.RABAT	17.354	J.LORENZO	31.981	K.ABRAHAM	21.203	P.ESPARGARO	36.109	18	P.ESPARGAR	1'46.595	1'46.842	(19)
19	C.CRUTCHLOW	17.371	C.CRUTCHLOW	31.994	D.PEDROSA	21.221	C.CRUTCHLOW	36.144	19	C.CRUTCHLO	1'46.736	1'46.736	(18)
20	L.BAZ	17.385	K.ABRAHAM	32.144	C.CRUTCHLOW	21.227	L.BAZ	36.310	20	K.ABRAHAM	1'47.217	1'47.385	(20)
21	K.ABRAHAM	17.448	L.BAZ	32.183	P.ESPARGARO	21.279	K.ABRAHAM	36.422	21	L.BAZ	1'47.244	1'47.518	(21)
22	S.LOWES	17.476	H.BARBERA	32.320	L.BAZ	21.366	H.BARBERA	36.460	22	H.BARBERA	1'47.327	1'47.798	(22)

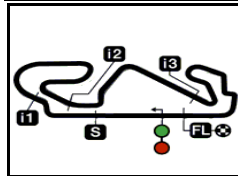
These data/results cannot be reproduced, stored and/or transmitted in whole or in part by any manner of electronic, mechanical, photocopying, recording, broadcasting or otherwise now known or herein after developed without the previous express consent by the copyright owner, except for reproduction in daily press and regular printed publications on sale to the public within 60 days of the event related to those data/results and always provided that copyright symbol appears together as follows below.

© DORNA, 2017

Official MotoGP Timing by TISSOT

www.motogp.com






4655 m.

GRAN PREMI MONSTER ENERGY DE CATALUNYA

Warm Up

Fastest Laps Sequence

<i>Practice Time</i>	 <i>Rider</i>	<i>Nation</i>	<i>Motorcycle</i>	<i>Time</i>	<i>Km/h</i>	<i>Rider's Lap</i>
3'40.280	99 Jorge LORENZO	SPA	DUCATI	1'47.113	156.4	2
3'41.616	9 Danilo PETRUCCI	ITA	DUCATI	1'46.899	156.7	2
3'42.464	43 Jack MILLER	AUS	HONDA	1'46.042	158.0	2
5'28.199	43 Jack MILLER	AUS	HONDA	1'45.735	158.4	3
6'09.027	94 Jonas FOLGER	GER	YAMAHA	1'45.527	158.8	3
7'56.391	45 Scott REDDING	GBR	DUCATI	1'45.449	158.9	4
9'44.492	94 Jonas FOLGER	GER	YAMAHA	1'45.004	159.5	5

These data/results cannot be reproduced, stored and/or transmitted in whole or in part by any manner of electronic, mechanical, photocopying, recording, broadcasting or otherwise now known or herein after developed without the previous express consent by the copyright owner, except for reproduction in daily press and regular printed publications on sale to the public within 60 days of the event related to those data/results and always provided that copyright symbol appears together as follows below.

© DORNA, 2017

Official MotoGP Timing by TISSOT
www.motogp.com

Barcelona, Sunday, June 11, 2017

