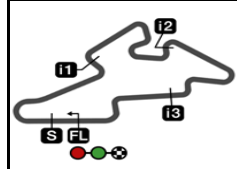



## MONSTER ENERGY GRAND PRIX ČESKÉ REPUBLIKY

Warm Up  
Classification

25



5403 m.

		Rider	Nation	Team	Motorcycle	Time	Lap Total	Gap	Top Speed
1	93	<b>Marc MARQUEZ</b>	SPA	Repsol Honda Team	HONDA	<b>2'07.120</b>	9 9		<b>295.1</b>
2	45	<b>Scott REDDING</b>	GBR	OCTO Pramac Racing	DUCATI	<b>2'08.160</b>	7 9	1.040 1.040	<b>294.3</b>
3	4	<b>Andrea DOVIZIOSO</b>	ITA	Ducati Team	DUCATI	<b>2'08.448</b>	5 9	1.328 0.288	<b>295.4</b>
4	22	<b>Sam LOWES</b>	GBR	Aprilia Racing Team Gresini	APRILIA	<b>2'08.470</b>	5 5	1.350 0.022	<b>286.1</b>
5	99	<b>Jorge LORENZO</b>	SPA	Ducati Team	DUCATI	<b>2'08.489</b>	5 9	1.369 0.019	<b>290.8</b>
6	26	<b>Dani PEDROSA</b>	SPA	Repsol Honda Team	HONDA	<b>2'08.561</b>	8 8	1.441 0.072	<b>287.0</b>
7	94	<b>Jonas FOLGER</b>	GER	Monster Yamaha Tech 3	YAMAHA	<b>2'08.591</b>	7 7	1.471 0.030	<b>291.3</b>
8	35	<b>Cal CRUTCHLOW</b>	GBR	LCR Honda	HONDA	<b>2'08.618</b>	4 8	1.498 0.027	<b>290.6</b>
9	46	<b>Valentino ROSSI</b>	ITA	Movistar Yamaha MotoGP	YAMAHA	<b>2'08.772</b>	9 9	1.652 0.154	<b>290.4</b>
10	41	<b>Aleix ESPARGARO</b>	SPA	Aprilia Racing Team Gresini	APRILIA	<b>2'08.776</b>	7 7	1.656 0.004	<b>293.6</b>
11	44	<b>Po1 ESPARGARO</b>	SPA	Red Bull KTM Factory Racing	KTM	<b>2'08.846</b>	6 6	1.726 0.070	<b>284.5</b>
12	9	<b>Dani10 PETRUCCI</b>	ITA	OCTO Pramac Racing	DUCATI	<b>2'08.940</b>	8 8	1.820 0.094	<b>296.7</b>
13	25	<b>Maverick VIÑALES</b>	SPA	Movistar Yamaha MotoGP	YAMAHA	<b>2'09.398</b>	7 7	2.278 0.458	<b>287.9</b>
14	38	<b>Bradley SMITH</b>	GBR	Red Bull KTM Factory Racing	KTM	<b>2'09.499</b>	6 7	2.379 0.101	<b>273.0</b>
15	5	<b>Johann ZARCO</b>	FRA	Monster Yamaha Tech 3	YAMAHA	<b>2'09.879</b>	8 9	2.759 0.380	<b>288.4</b>
16	8	<b>Hector BARBERA</b>	SPA	Reale Avintia Racing	DUCATI	<b>2'10.408</b>	8 8	3.288 0.529	<b>286.6</b>
17	29	<b>Andrea IANNONE</b>	ITA	Team SUZUKI ECSTAR	SUZUKI	<b>2'10.496</b>	6 7	3.376 0.088	<b>295.9</b>
18	76	<b>Loris BAZ</b>	FRA	Reale Avintia Racing	DUCATI	<b>2'10.579</b>	3 8	3.459 0.083	<b>278.1</b>
19	42	<b>Alex RINS</b>	SPA	Team SUZUKI ECSTAR	SUZUKI	<b>2'10.750</b>	2 9	3.630 0.171	<b>285.1</b>
20	19	<b>Alvaro BAUTISTA</b>	SPA	Pull&Bear Aspar Team	DUCATI	<b>2'11.018</b>	9 9	3.898 0.268	<b>289.5</b>
21	17	<b>Karel ABRAHAM</b>	CZE	Pull&Bear Aspar Team	DUCATI	<b>2'11.639</b>	3 6	4.519 0.621	<b>278.8</b>
22	43	<b>Jack MILLER</b>	AUS	EG 0,0 Marc VDS	HONDA	<b>2'11.829</b>	5 8	4.709 0.190	<b>283.6</b>
23	53	<b>Tito RABAT</b>	SPA	EG 0,0 Marc VDS	HONDA	<b>2'12.057</b>	8 9	4.937 0.228	<b>282.4</b>

Practice condition: **Wet**

Air: 19°

Humidity: 86%

Ground: 20°

<b>Fastest Lap:</b>	Lap: 9	<b>Marc MARQUEZ</b>	<b>2'07.120</b>	153 Km/h
<b>Circuit Record Lap:</b>	2014	<b>Dani PEDROSA</b>	<b>1'56.027</b>	167.6 Km/h
<b>Circuit Best Lap:</b>	2016	<b>Marc MARQUEZ</b>	<b>1'54.596</b>	169.7 Km/h

The results are provisional until the end of the limit for protest and appeals.

Time limit for protest expires 30' after publication of the results - ..... Time: .....

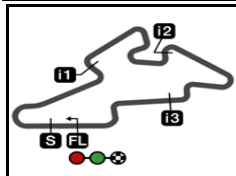
These data/results cannot be reproduced, stored and/or transmitted in whole or in part by any manner of electronic, mechanical, photocopying, recording, broadcasting or otherwise now known or herein after developed without the previous express consent by the copyright owner, except for reproduction in daily press and regular printed publications on sale to the public within 60 days of the event related to those data/results and always provided that copyright symbol appears together as follows below.

© DORNA, 2017

Official MotoGP Timing by **TISSOT**  
www.motogp.com

Brno, Sunday, August 06, 2017





5403 m.

## MONSTER ENERGY GRAND PRIX ČESKÉ REPUBLIKY

Warm Up

Top Speed &amp; Average

26



Rider	Nation	Motorcycle	Top 5 speeds					Average	Top
9 Danilo PETRUCCI	ITA	DUCATI	296.7	293.6	292.6	289.6	288.0	292.1	296.7
29 Andrea IANNONE	ITA	SUZUKI	295.9	282.6	279.4	274.3	268.1	280.1	295.9
4 Andrea DOVIZIOSO	ITA	DUCATI	295.4	295.0	293.7	286.7	284.8	291.1	295.4
93 Marc MARQUEZ	SPA	HONDA	295.1	289.8	288.5	283.0	279.3	287.1	295.1
45 Scott REDDING	GBR	DUCATI	294.3	291.8	291.4	290.1	289.4	291.4	294.3
41 Aleix ESPARGARO	SPA	APRILIA	293.6	284.2	282.4	278.8	266.2	281.0	293.6
94 Jonas FOLGER	GER	YAMAHA	291.3	291.3	289.3	285.7	284.1	288.3	291.3
99 Jorge LORENZO	SPA	DUCATI	290.8	290.5	290.3	290.0	288.0	289.9	290.8
35 Cal CRUTCHLOW	GBR	HONDA	290.6	288.1	287.5	287.3	287.2	288.1	290.6
46 Valentino ROSSI	ITA	YAMAHA	290.4	288.7	288.4	287.7	287.0	288.4	290.4
19 Alvaro BAUTISTA	SPA	DUCATI	289.5	280.1	280.0	276.5	269.8	279.2	289.5
5 Johann ZARCO	FRA	YAMAHA	288.4	288.3	282.5	276.6	276.3	282.4	288.4
25 Maverick VIÑALES	SPA	YAMAHA	287.9	287.6	281.6	281.1	267.0	281.0	287.9
26 Dani PEDROSA	SPA	HONDA	287.0	281.4	277.2	268.2	264.7	275.7	287.0
8 Hector BARBERA	SPA	DUCATI	286.6	283.2	275.9	274.6	273.5	278.8	286.6
22 Sam LOWES	GBR	APRILIA	286.1	275.3	270.8			277.4	286.1
42 Alex RINS	SPA	SUZUKI	285.1	284.2	278.4	277.4	276.2	280.3	285.1
44 Pol ESPARGARO	SPA	KTM	284.5	279.2	278.3	271.9		278.5	284.5
43 Jack MILLER	AUS	HONDA	283.6	282.5	281.4	278.8	277.7	280.8	283.6
53 Tito RABAT	SPA	HONDA	282.4	282.2	282.1	281.4	279.2	281.5	282.4
17 Karel ABRAHAM	CZE	DUCATI	278.8	278.7	276.4	268.7		275.7	278.8
76 Loris BAZ	FRA	DUCATI	278.1	275.6	275.3	273.2	263.0	273.0	278.1
38 Bradley SMITH	GBR	KTM	273.0	271.4	271.2	261.5	258.9	267.2	273.0

These data/results cannot be reproduced, stored and/or transmitted in whole or in part by any manner of electronic, mechanical, photocopying, recording, broadcasting or otherwise now known or herein after developed without the previous express consent by the copyright owner, except for reproduction in daily press and regular printed publications on sale to the public within 60 days of the event related to those data/results and always provided that copyright symbol appears together as follows below.

© DORNA, 2017

Official MotoGP Timing by TISSOT  
www.motogp.com



Brno, Sunday, August 06, 2017

## MONSTER ENERGY GRAND PRIX ČESKÉ REPUBLIKY

Warm Up

## Chronological Analysis of Performances

27



5403 m.

\* Lap / Sector time cancelled

T1 Time from finish line to 1st intermediate

T3 Time from 2nd intermed. to 3rd intermed.

P Crossing the finish line in pit lane

T2 Time from 1st intermed. to 2nd intermed.

T4 Time from 3rd intermediate to finish line

Lap	Lap Time	T1	T2	T3	T4	Speed	Lap	Lap Time	T1	T2	T3	T4	Speed	
<b>1st 93 Marc MARQUEZ</b> Repsol Honda Team SPA Runs=3 Total laps=9 Full laps=5							<b>6th 26 Dani PEDROSA</b> Repsol Honda Team SPA Runs=2 Total laps=8 Full laps=5							
1	2'30.419	P	42.524	42.479	38.246	27.170	1	2'29.597	P	40.782	42.436	37.501	28.878	
2	2'36.294		57.453	40.792	36.235	21.814	2	3'22.740		1'44.577	40.880	35.928	21.355	
3	<b>2'10.199</b>		32.764	39.489	36.036	21.910	283.0	3	<b>2'08.857</b>		32.708	39.090	35.648	21.411
4	<b>2'11.283</b>		33.039	39.775	36.236	22.233	272.5	4	<b>2'08.936</b>		32.679	39.324	35.581	21.352
5	<b>2'10.562</b>		33.130	39.429	36.098	21.905	279.3	5	<b>2'08.489</b>		32.767	39.043	35.306	21.373
6	<b>2'11.273</b>		32.995	39.647	36.682	21.949	289.8	6	<b>2'09.262</b>		32.822	39.548	35.450	21.442
7	2'15.550	P	32.993	39.329	36.104	27.124	288.5	7	<b>2'08.878</b>		32.701	39.187	35.534	21.456
8	3'38.807		2'00.583	40.021	36.635	21.568		8	<b>2'08.813</b>		32.758	39.243	35.374	21.438
9	<b>2'07.120</b>		32.176	38.366	35.268	21.310	295.1	9	<b>2'08.508</b>		32.394	39.207	35.456	21.451
<b>2nd 45 Scott REDDING</b> OCTO Pramac Racin GBR Runs=2 Total laps=9 Full laps=6							<b>7th 94 Jonas FOLGER</b> Monster Yamaha Tec GER Runs=2 Total laps=7 Full laps=4							
1	2'43.074		1'01.370	42.438	37.233	22.033		1	2'44.143		1'03.360	41.731	36.837	22.215
2	<b>2'10.447</b>		33.092	39.562	36.136	21.657	276.4	2	<b>2'11.174</b>		33.461	39.736	35.982	21.995
3	<b>2'10.085</b>		33.181	39.529	35.819	21.556	276.2	3	2'17.744	P	33.349	39.987	36.582	27.826
4	<b>2'09.285</b>		32.680	39.158	35.831	21.616	294.3	4	4'18.666		2'39.394	41.228	36.280	21.764
5	2'15.348	P	32.774	39.289	35.584	27.701	289.4	5	<b>2'10.408</b>		32.962	39.701	36.008	21.737
6	3'46.746		2'09.447	39.882	35.976	21.441		6	<b>2'09.380</b>		32.763	39.370	35.663	21.584
7	<b>2'08.160</b>		32.462	39.043	35.266	21.389	291.4	7	<b>2'08.587</b>		32.568	39.128	35.533	21.358
8	<b>2'08.909</b>		32.598	39.018	35.356	21.937	290.1	8	<b>2'08.561</b>		32.722	38.964	35.470	21.405
9	<b>2'08.564</b>		32.537	39.015	35.339	21.673	291.8							
<b>3rd 4 Andrea DOVIZIOSO</b> Ducati Team ITA Runs=1 Total laps=9 Full laps=8							<b>8th 35 Cal CRUTCHLOW</b> LCR Honda GBR Runs=2 Total laps=8 Full laps=6							
1	3'55.074		2'10.209	44.490	37.930	22.445		1	5'56.596	P	4'06.141	45.044	38.268	27.143
2	<b>2'12.898</b>		34.330	40.559	36.310	21.699	273.6	2	2'40.716		59.051	42.734	37.147	21.784
3	<b>2'10.868</b>		33.240	39.874	36.120	21.634	284.8	3	<b>2'09.224</b>		32.890	39.333	35.572	21.429
4	<b>2'09.202</b>		32.658	39.148	35.993	21.403	293.7	4	<b>2'08.618</b>		32.844	39.018	35.358	21.398
5	<b>2'08.448</b>		32.677	38.992	35.348	21.431	295.4	5	<b>2'09.017</b>		32.795	39.103	35.545	21.574
6	<b>2'12.218</b>		32.922	39.038	36.635	23.623	295.0	6	<b>2'18.020</b>		35.037	43.355	37.268	22.360
7	<b>2'12.122</b>		34.143	39.588	36.674	21.717	260.4	7	<b>2'14.200</b>		32.814	42.517	37.287	21.582
8	<b>2'08.855</b>		32.676	39.216	35.503	21.460	286.7	8	<b>2'08.999</b>		32.605	39.020	35.740	21.634
9	<b>2'09.616</b>		33.303	39.491	35.463	21.359	280.8							
<b>4th 22 Sam LOWES</b> Aprilia Racing Team GBR Runs=2 Total laps=5 Full laps=2							<b>9th 46 Valentino ROSSI</b> Movistar Yamaha Mot ITA Runs=1 Total laps=9 Full laps=8							
1	8'22.426		6'43.313	40.392	36.777	21.944		1	3'07.440		1'25.297	43.118	36.902	22.123
2	<b>2'12.622</b>		33.713	40.125	36.660	22.124	270.8	2	<b>2'10.561</b>		33.616	39.757	35.678	21.510
3	2'20.661	P	33.658	40.304	37.255	29.444	275.3	3	<b>2'10.096</b>		33.158	39.526	35.692	21.720
4	5'54.553		4'16.646	40.228	36.074	21.605								
5	<b>2'08.470</b>		32.507	38.984	35.508	21.471	286.1							
<b>5th 99 Jorge LORENZO</b> Ducati Team SPA Runs=2 Total laps=9 Full laps=7														

**Fastest Lap:** Marc MARQUEZ Repsol Honda Team SPA **2'07.120** 32.176 38.366 35.268 21.310

These data/results cannot be reproduced, stored and/or transmitted in whole or in part by any manner of electronic, mechanical, photocopying, recording, broadcasting or otherwise now known or herein after developed without the previous express consent by the copyright owner, except for reproduction in daily press and regular printed publications on sale to the public within 60 days of the event related to those data/results and always provided that copyright symbol appears together as follows below.  
© DORNA, 2017



# Warm Up

# MotoGP

Lap	Lap Time	T1	T2	T3	T4	Speed	Lap	Lap Time	T1	T2	T3	T4	Speed	
4	<b>2'09.818</b>	33.173	39.486	35.662	21.497	280.2								
5	<b>2'09.361</b>	32.937	39.301	35.618	21.505	288.4								
6	<b>2'09.406</b>	33.142	39.186	35.479	21.599	290.4								
7	<b>2'09.477</b>	32.991	39.325	35.557	21.604	282.2								
8	<b>2'08.857</b>	32.817	39.256	35.332	21.452	288.7								
9	<b>2'08.772</b>	32.761	39.136	35.371	21.504	287.7								
<b>10th</b>	<b>41</b>	<b>Alex ESPARGARO</b> Aprilia Racing Team SPA												
		Runs=2	Total laps=7	Full laps=4										
1	2'51.604	1'09.475	42.296	37.391	22.442									
2	<b>2'10.574</b>	33.546	39.520	35.671	21.837	278.8								
3	<b>2'09.717</b>	32.887	39.227	35.724	21.879	284.2								
4	2'21.669	P 34.083	40.535	36.209	30.842	266.2								
5	6'41.229	5'01.068	41.484	36.751	21.926									
6	<b>2'09.682</b>	33.129	39.418	35.307	21.828	282.4								
7	<b>2'08.776</b>	33.056	38.988	35.269	21.463	293.6								
<b>11th</b>	<b>44</b>	<b>Pol ESPARGARO</b> Red Bull KTM Factory SPA												
		Runs=2	Total laps=6	Full laps=3										
1	2'40.134	53.820	43.696	39.881	22.737									
2	<b>2'14.167</b>	34.034	40.580	37.390	22.163	271.9								
3	<b>2'14.279</b>	33.942	40.891	37.179	22.267	278.3								
4	2'28.365	P 36.529	42.719	40.017	29.100	284.5								
5	9'09.302	7'29.052	41.365	37.410	21.475									
6	<b>2'08.846</b>	32.714	39.185	35.590	21.357	279.2								
<b>12th</b>	<b>9</b>	<b>Danilo PETRUCCI</b> OCTO Pramac Racin ITA												
		Runs=2	Total laps=8	Full laps=5										
1	3'37.804	1'56.525	41.961	37.077	22.241									
2	<b>2'11.155</b>	33.036	40.032	36.263	21.824	288.0								
3	<b>2'10.956</b>	32.851	40.117	36.233	21.755	293.6								
4	<b>2'10.441</b>	32.817	39.719	36.128	21.777	289.6								
5	2'21.406	P 32.929	39.856	37.938	30.683	279.7								
6	4'18.035	2'40.709	39.769	35.877	21.680									
7	<b>2'08.961</b>	32.625	39.224	35.641	21.471	292.6								
8	<b>2'08.940</b>	32.397	39.366	35.682	21.495	296.7								
<b>13th</b>	<b>25</b>	<b>Maverick VIÑALES</b> Movistar Yamaha Mot SPA												
		Runs=2	Total laps=7	Full laps=4										
1	2'46.697	1'05.065	42.074	37.130	22.428									
2	<b>2'12.173</b>	33.436	40.271	36.237	22.229	267.0								
3	2'19.785	P 33.335	40.613	36.750	29.087	281.1								
4	7'30.893	5'53.590	39.632	35.776	21.895									
5	<b>2'10.155</b>	33.109	39.554	35.736	21.756	281.6								
6	<b>2'09.852</b>	32.964	39.468	35.754	21.666	287.6								
7	<b>2'09.398</b>	32.751	39.363	35.727	21.557	287.9								
<b>14th</b>	<b>38</b>	<b>Bradley SMITH</b> Red Bull KTM Factory GBR												
		Runs=2	Total laps=7	Full laps=3										
1	2'38.171	53.086	44.027	38.451	22.607									
2	<b>2'14.729</b>	34.442	41.040	37.080	22.167	261.5								
3	<b>2'14.013</b>	33.981	40.501	37.249	22.282	258.9								
4	2'32.838	P 37.709	46.687	40.618	27.824	273.0								
5	6'35.927	4'55.473	41.737	36.620	22.097									
6	<b>2'09.499</b>	33.319	39.381	35.395	21.404	271.4								
7	2'45.124	P 40.299	46.511	44.798	33.516	271.2								
<b>15th</b>	<b>5</b>	<b>Johann ZARCO</b> Monster Yamaha Tec FRA												
		Runs=1	Total laps=9	Full laps=8										
1	2'38.050	52.702	44.242	38.411	22.695									
2	<b>2'14.680</b>	34.429	41.006	37.031	22.214	275.7								
3	<b>2'12.280</b>	33.618	40.301	36.542	21.819	265.5								
4	<b>2'13.274</b>	33.348	40.355	37.124	22.447	271.4								
5	<b>2'11.995</b>	33.395	40.253	36.424	21.923	276.6								
6	<b>2'12.103</b>	33.844	39.951	36.424	21.884	276.3								
7	<b>2'10.245</b>	33.263	39.688	35.685	21.609	282.5								
8	<b>2'09.879</b>	32.996	39.514	35.773	21.596	288.4								
9	<b>2'10.106</b>	32.972	39.627	35.871	21.636	288.3								
<b>16th</b>	<b>8</b>	<b>Hector BARBERA</b> Reale Avintia Racing SPA												
		Runs=3	Total laps=8	Full laps=4										
1	2'28.529	P 38.868	41.512	37.108	31.041									
2	2'37.256	58.199	40.808	36.131	22.118									
3	<b>2'11.424</b>	33.198	39.891	36.458	21.877	274.6								
4	<b>2'11.828</b>	33.337	39.995	36.578	21.918	275.9								
5	2'23.340	P 33.294	41.617	38.848	29.581	283.2								
6	5'29.884	3'49.202	40.594	37.545	22.543									
7	<b>2'11.918</b>	33.316	40.559	36.185	21.858	273.5								
8	<b>2'10.408</b>	32.873	39.625	36.220	21.690	286.6								
<b>17th</b>	<b>29</b>	<b>Andrea IANNONE</b> Team SUZUKI ECST ITA												
		Runs=2	Total laps=7	Full laps=4										
1	3'41.216	1'57.771	43.021	37.864	22.560									
2	<b>2'14.751</b>	34.504	41.340	36.879	22.028	268.1								
3	<b>2'23.817</b>	37.301	48.624	36.113	21.779	274.3								
4	2'23.094	P 33.504	40.622	39.682	29.286	282.6								
5	5'12.264	3'13.747	1'00.548	36.211	21.758									
6	<b>2'10.496</b>	33.002	39.887	36.041	21.566	295.9								
7	<b>2'11.391</b>	33.208	40.089	36.180	21.914	279.4								
<b>18th</b>	<b>76</b>	<b>Loris BAZ</b> Reale Avintia Racing FRA												
		Runs=3	Total laps=8	Full laps=3										
1	2'26.944	P 39.114	41.669	36.975	29.186									
2	2'32.437	55.608	39.730	35.624	21.475									
3	<b>2'10.579</b>	32.960	39.541	36.169	21.909	275.6								
4	<b>2'11.336</b>	33.184	39.721	36.482	21.949	275.3								
5	2'16.456	P 33.442	39.902	36.244	26.868	278.1								
6	3'10.852	1'33.076	39.333	36.153	22.290									
7	<b>2'13.795</b>	33.865	40.382	36.964	22.584	273.2								
8	2'26.751	P 35.511	42.928	38.265	30.047	263.0								
<b>19th</b>	<b>42</b>	<b>Alex RINS</b> Team SUZUKI ECST SPA												
		Runs=1	Total laps=9	Full laps=8										
1	2'43.683	1'01.620	42.528	37.479	22.056									
2	<b>2'10.750</b>	33.236	39.758	35.991	21.765	277.4								
3	<b>2'11.332</b>	33.146	40.090	36.304	21.792	272.5								
4	<b>2'12.147</b>	33.230	40.206	36.727	21.984	276.2								
5	<b>2'12.225</b>	33.420	40.275	36.598	21.932	284.2								
6	<b>2'12.416</b>	33.820	40.309	36.434	21.853	275.6								
7	<b>2'11.544</b>	33.456	40.113	36.211	21.764	273.4								
8	<b>2'11.243</b>	33.246	40.070	36.102	21.825	278.4								
9	<b>2'12.700</b>	33.154	39.909	37.695	21.942	285.1								

**Fastest Lap:** Marc MARQUEZ Repsol Honda Team SPA **2'07.1**

Lap	Lap Time	T1	T2	T3	T4	Speed	Lap	Lap Time	T1	T2	T3	T4	Speed
<b>20th</b>	<b>19</b>	<b>Alvaro BAUTISTA</b>		Pull&Bear Aspar Tea		SPA							
		Runs=1	Total laps=9	Full laps=8									
1	2'38.510	55.435	42.616	37.932	22.527								
2	<b>2'14.463</b>	34.274	40.984	37.056	22.149	261.3							
3	<b>2'12.185</b>	33.601	40.212	36.617	21.755	265.2							
4	<b>2'12.283</b>	33.357	40.209	36.745	21.972	265.6							
5	<b>2'12.582</b>	33.468	40.335	36.758	22.021	280.0							
6	<b>2'12.178</b>	33.579	40.107	36.537	21.955	276.5							
7	<b>2'11.832</b>	33.676	39.889	36.382	21.885	269.8							
8	<b>2'11.194</b>	33.154	39.793	36.391	21.856	280.1							
9	<b>2'11.018</b>	33.098	39.692	36.375	21.853	289.5							
<b>21st</b>	<b>17</b>	<b>Karel ABRAHAM</b>		Pull&Bear Aspar Tea		CZE							
		Runs=2	Total laps=6	Full laps=3									
1	2'31.107	P 40.403	43.475	37.654	29.575								
2	7'01.193	5'21.330	41.528	36.333	22.002								
3	<b>2'11.639</b>	33.478	40.123	36.150	21.888	268.7							
4	<b>2'12.696</b>	33.359	40.474	36.741	22.122	278.7							
5	<b>2'12.238</b>	33.579	40.330	36.361	21.968	276.4							
6	2'23.078	P 33.886	42.122	37.471	29.599	278.8							
<b>22nd</b>	<b>43</b>	<b>Jack MILLER</b>		EG 0,0 Marc VDS		AUS							
		Runs=2	Total laps=8	Full laps=5									
1	2'30.867	P 41.066	43.651	38.047	28.103								
2	2'33.473	55.482	39.968	36.302	21.721								
3	<b>2'12.061</b>	33.094	40.418	36.634	21.915	277.7							
4	<b>2'12.058</b>	33.256	40.340	36.412	22.050	283.6							
5	<b>2'11.829</b>	33.476	40.029	36.371	21.953	275.8							
6	<b>2'14.009</b>	33.612	40.366	36.991	23.040	278.8							
7	<b>2'12.324</b>	33.494	40.199	36.398	22.233	282.5							
8	2'24.610	P 33.455	45.007	36.935	29.213	281.4							
<b>23rd</b>	<b>53</b>	<b>Tito RABAT</b>		EG 0,0 Marc VDS		SPA							
		Runs=1	Total laps=9	Full laps=8									
1	2'51.865	1'09.715	42.337	37.443	22.370								
2	<b>2'12.179</b>	33.833	40.104	36.287	21.955	268.3							
3	<b>2'12.678</b>	33.337	40.702	36.619	22.020	279.2							
4	<b>2'12.177</b>	33.508	40.076	36.557	22.036	282.4							
5	<b>2'12.253</b>	33.679	40.179	36.309	22.086	277.4							
6	<b>2'12.283</b>	33.472	40.384	36.398	22.029	282.1							
7	<b>2'13.619</b>	33.384	40.240	37.970	22.025	278.7							
8	<b>2'12.057</b>	33.426	40.214	36.276	22.141	281.4							
9	<b>2'16.837</b>	35.932	41.921	36.390	22.594	282.2							

**Fastest Lap:** Marc MARQUEZ Repsol Honda Team SPA **2'07.120** 32.176 38.366 35.268 21.310

These data/results cannot be reproduced, stored and/or transmitted in whole or in part by any manner of electronic, mechanical, photocopying, recording, broadcasting or otherwise now known or herein after developed without the previous express consent by the copyright owner, except for reproduction in daily press and regular printed publications on sale to the public within 60 days of the event related to those data/results and always provided that copyright symbol appears together as follows below.  
© DORNA, 2017





5403 m.

**MONSTER ENERGY GRAND PRIX ČESKÉ REPUBLIKY****Official Starting Grid****MotoGP™****28**

Race : 22 laps = 118.866 km



1	<b>1</b> 1'54.981 <b>93 Marc MARQUEZ</b> Honda	<b>2</b> 1'55.073 <b>46 Valentino ROSSI</b> Yamaha	<b>3</b> 1'55.119 <b>26 Dani PEDROSA</b> Honda
2	<b>4</b> 1'55.441 <b>4 Andrea DOVIZIOSO</b> Ducati	<b>5</b> 1'55.489 <b>35 Cal CRUTCHLOW</b> Honda	<b>6</b> 1'55.552 <b>99 Jorge LORENZO</b> Ducati
3	<b>7</b> 1'55.663 <b>25 Maverick VIÑALES</b> Yamaha	<b>8</b> 1'55.738 <b>9 Danilo PETRUCCI</b> Ducati	<b>9</b> 1'56.027 <b>19 Alvaro BAUTISTA</b> Ducati
4	<b>10</b> 1'56.075 <b>5 Johann ZARCO</b> Yamaha	<b>11</b> 1'56.355 <b>41 Aleix ESPARGARO</b> Aprilia	<b>12</b> 1'56.624 <b>76 Loris BAZ</b> Ducati
5	<b>13</b> 1'56.460 <b>42 Alex RINS</b> Suzuki	<b>14</b> 1'56.540 <b>94 Jonas FOLGER</b> Yamaha	<b>15</b> 1'56.543 <b>43 Jack MILLER</b> Honda
6	<b>16</b> 1'56.685 <b>8 Hector BARBERA</b> Ducati	<b>17</b> 1'56.786 <b>17 Karel ABRAHAM</b> Ducati	<b>18</b> 1'57.034 <b>44 Pol ESPARGARO</b> KTM
7	<b>19</b> 1'57.042 <b>38 Bradley SMITH</b> KTM	<b>20</b> 1'57.245 <b>29 Andrea IANNONE</b> Suzuki	<b>21</b> 1'57.288 <b>53 Tito RABAT</b> Honda
8	<b>22</b> 1'57.465 <b>22 Sam LOWES</b> Aprilia	<b>23</b> 1'57.517 <b>45 Scott REDDING</b> Ducati	

The results are provisional until the end of the limit for protest and appeals and until the ratification of the Event Management Committee.

Time limit for protest expires 60' at the latest after publication of the results - Mr. .... Time: .....

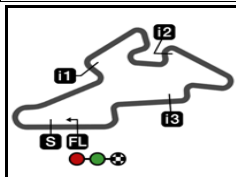
These data/results cannot be reproduced, stored and/or transmitted in whole or in part by any manner of electronic, mechanical, photocopying, recording, broadcasting or otherwise now known or herein after developed without the previous express consent by the copyright owner, except for reproduction in daily press and regular printed publications on sale to the public within 60 days of the event related to those data/results and always provided that copyright symbol appears together as follows below.

© DORNA, 2017

Official MotoGP Timing by TISSOT  
www.motogp.com

**Brno, Sunday, August 06, 2017**





5403 m.

## MONSTER ENERGY GRAND PRIX ČESKÉ REPUBLIKY

## Warm Up

## Best Partial Times

IT Ideal Lap Time, sum of the best partial times

BT Best Lap Time


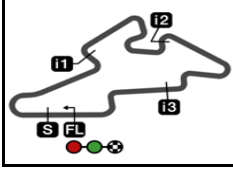
T1		T2		T3		T4				IT	BT	
Pos	Rider	Time	Rider	Time	Rider	Time	Rider	Time	Pos	Rider	IT	BT
1	M.MARQUEZ	32.176	M.MARQUEZ	38.366	S.REDDING	35.266	M.MARQUEZ	21.310	1	M.MARQUEZ	2'07.120	2'07.120 (1)
2	J.LORENZO	<b>32.394</b>	D.PEDROSA	<b>38.964</b>	M.MARQUEZ	<b>35.268</b>	J.LORENZO	<b>21.352</b>	2	J.LORENZO	2'08.095	2'08.489 (5)
3	D.PETRUCCI	32.397	S.LOWES	38.984	A.ESPARGARO	35.269	P.ESPARGARO	21.357	3	S.REDDING	2'08.132	2'08.160 (2)
4	S.REDDING	<b>32.462</b>	A.ESPARGARO	<b>38.988</b>	J.LORENZO	<b>35.306</b>	D.PEDROSA	<b>21.358</b>	4	A.DOVIZIOSO	2'08.357	2'08.448 (3)
5	S.LOWES	32.507	A.DOVIZIOSO	38.992	V.ROSSI	35.332	A.DOVIZIOSO	21.359	5	D.PEDROSA	2'08.360	2'08.561 (6)
6	D.PEDROSA	<b>32.568</b>	S.REDDING	<b>39.015</b>	A.DOVIZIOSO	<b>35.348</b>	S.REDDING	<b>21.389</b>	6	C.CRUTCHLOW	2'08.379	2'08.618 (8)
7	C.CRUTCHLOW	32.605	C.CRUTCHLOW	39.018	J.FOLGER	35.354	C.CRUTCHLOW	21.398	7	S.LOWES	2'08.470	2'08.470 (4)
8	A.DOVIZIOSO	<b>32.658</b>	J.LORENZO	<b>39.043</b>	C.CRUTCHLOW	<b>35.358</b>	B.SMITH	<b>21.404</b>	8	J.FOLGER	2'08.591	2'08.591 (7)
9	J.FOLGER	32.669	J.FOLGER	39.110	B.SMITH	35.395	V.ROSSI	21.452	9	A.ESPARGAR	2'08.607	2'08.776 (10)
10	P.ESPARGARO	<b>32.714</b>	V.ROSSI	<b>39.136</b>	D.PEDROSA	<b>35.470</b>	J.FOLGER	<b>21.458</b>	10	V.ROSSI	2'08.681	2'08.772 (9)
11	M.VIÑALES	32.751	P.ESPARGARO	39.185	S.LOWES	35.508	A.ESPARGARO	21.463	11	D.PETRUCCI	2'08.733	2'08.940 (12)
12	V.ROSSI	<b>32.761</b>	D.PETRUCCI	<b>39.224</b>	P.ESPARGARO	<b>35.590</b>	D.PETRUCCI	<b>21.471</b>	12	P.ESPARGAR	2'08.846	2'08.846 (11)
13	H.BARBERA	32.873	L.BAZ	39.333	L.BAZ	35.624	S.LOWES	21.471	13	L.BAZ	2'09.392	2'10.579 (18)
14	A.ESPARGARO	<b>32.887</b>	M.VIÑALES	<b>39.363</b>	D.PETRUCCI	<b>35.641</b>	L.BAZ	<b>21.475</b>	14	M.VIÑALES	2'09.398	2'09.398 (13)
15	L.BAZ	32.960	B.SMITH	39.381	J.ZARCO	35.685	M.VIÑALES	21.557	15	B.SMITH	2'09.499	2'09.499 (14)
16	J.ZARCO	<b>32.972</b>	J.ZARCO	<b>39.514</b>	M.VIÑALES	<b>35.727</b>	A.IANNONE	<b>21.566</b>	16	J.ZARCO	2'09.767	2'09.879 (15)
17	A.IANNONE	33.002	H.BARBERA	39.625	A.RINS	35.991	J.ZARCO	21.596	17	H.BARBERA	2'10.319	2'10.408 (16)
18	J.MILLER	<b>33.094</b>	A.BAUTISTA	<b>39.692</b>	A.IANNONE	<b>36.041</b>	H.BARBERA	<b>21.690</b>	18	A.IANNONE	2'10.496	2'10.496 (17)
19	A.BAUTISTA	33.098	A.RINS	39.758	H.BARBERA	36.131	J.MILLER	21.721	19	A.RINS	2'10.659	2'10.750 (19)
20	A.RINS	<b>33.146</b>	A.IANNONE	<b>39.887</b>	K.ABRAHAM	<b>36.150</b>	A.BAUTISTA	<b>21.755</b>	20	A.BAUTISTA	2'10.920	2'11.018 (20)
21	B.SMITH	33.319	J.MILLER	39.968	T.RABAT	36.276	A.RINS	21.764	21	J.MILLER	2'11.085	2'11.829 (22)
22	T.RABAT	<b>33.337</b>	T.RABAT	<b>40.076</b>	J.MILLER	<b>36.302</b>	K.ABRAHAM	<b>21.888</b>	22	K.ABRAHAM	2'11.520	2'11.639 (21)
23	K.ABRAHAM	33.359	K.ABRAHAM	40.123	A.BAUTISTA	36.375	T.RABAT	21.955	23	T.RABAT	2'11.644	2'12.057 (23)

These data/results cannot be reproduced, stored and/or transmitted in whole or in part by any manner of electronic, mechanical, photocopying, recording, broadcasting or otherwise now known or herein after developed without the previous express consent by the copyright owner, except for reproduction in daily press and regular printed publications on sale to the public within 60 days of the event related to those data/results and always provided that copyright symbol appears together as follows below.

© DORNA, 2017




Automotodrom Brno

Results and timing service provided by **MotoGP™**

5403 m.

**MONSTER ENERGY GRAND PRIX ČESKÉ REPUBLIKY****Warm Up****Fastest Laps Sequence**

<i>Practice Time</i>	 <i>Rider</i>	<i>Nation</i>	<i>Motorcycle</i>	<i>Time</i>	<i>Km/h</i>	<i>Rider's Lap</i>
<b>4'52.730</b>	5 <b>Johann ZARCO</b>	FRA	YAMAHA	<b>2'14.680</b>	144.4	2
<b>4'52.973</b>	19 <b>Alvaro BAUTISTA</b>	SPA	DUCATI	<b>2'14.463</b>	144.6	2
<b>4'53.521</b>	45 <b>Scott REDDING</b>	GBR	DUCATI	<b>2'10.447</b>	149.1	2
<b>7'03.606</b>	45 <b>Scott REDDING</b>	GBR	DUCATI	<b>2'10.085</b>	149.5	3
<b>7'11.895</b>	41 <b>Aleix ESPARGARO</b>	SPA	APRILIA	<b>2'09.717</b>	149.9	3
<b>8'01.194</b>	99 <b>Jorge LORENZO</b>	SPA	DUCATI	<b>2'08.857</b>	150.9	3
<b>12'18.619</b>	99 <b>Jorge LORENZO</b>	SPA	DUCATI	<b>2'08.489</b>	151.3	5
<b>12'36.490</b>	4 <b>Andrea DOVIZIOSO</b>	ITA	DUCATI	<b>2'08.448</b>	151.4	5
<b>17'23.145</b>	45 <b>Scott REDDING</b>	GBR	DUCATI	<b>2'08.160</b>	151.7	7
<b>21'51.507</b>	93 <b>Marc MARQUEZ</b>	SPA	HONDA	<b>2'07.120</b>	153.0	9

These data/results cannot be reproduced, stored and/or transmitted in whole or in part by any manner of electronic, mechanical, photocopying, recording, broadcasting or otherwise now known or herein after developed without the previous express consent by the copyright owner, except for reproduction in daily press and regular printed publications on sale to the public within 60 days of the event related to those data/results and always provided that copyright symbol appears together as follows below.

© DORNA, 2017

Official MotoGP Timing by TISSOT  
www.motogp.com

**Brno, Sunday, August 06, 2017**