


5245 m.

GRAN PREMIO D'ITALIA OAKLEY

Free Practice Nr. 2

Classification

6

	Rider	Nation	Team	Motorcycle	Time	Lap Total	Gap	Top Speed
1	73 Alex MARQUEZ	SPA	EG 0,0 Marc VDS	KALEX	1'52.229	4 19		286.3
2	30 Takaaki NAKAGAMI	JPN	IDEMITSU Honda Team Asia	KALEX	1'52.329	18 18	0.100 0.100	280.8
3	24 Simone CORSI	ITA	Speed Up Racing	SPEED UP	1'52.627	5 19	0.398 0.298	282.4
4	54 Mattia PASINI	ITA	Italtrans Racing Team	KALEX	1'52.753	13 17	0.524 0.126	288.2
5	42 Francesco BAGNAIA	ITA	SKY Racing Team VR46	KALEX	1'52.852	3 18	0.623 0.099	285.2
6	21 Franco MORBIDELLI	ITA	EG 0,0 Marc VDS	KALEX	1'52.899	8 18	0.670 0.047	279.8
7	41 Brad BINDER	RSA	Red Bull KTM Ajo	KTM	1'52.932	12 18	0.703 0.033	287.0
8	44 Miguel OLIVEIRA	POR	Red Bull KTM Ajo	KTM	1'52.978	12 20	0.749 0.046	283.0
9	12 Thomas LUTHI	SWI	CarXpert Interwetten	KALEX	1'53.013	6 17	0.784 0.035	285.7
10	7 Lorenzo BALDASSARRI	ITA	Forward Racing Team	KALEX	1'53.033	19 19	0.804 0.020	275.5
11	10 Luca MARINI	ITA	Forward Racing Team	KALEX	1'53.071	12 13	0.842 0.038	283.6
12	40 Fabio QUARTARARO	FRA	Pons HP40	KALEX	1'53.101	19 19	0.872 0.030	284.5
13	68 Yonny HERNANDEZ	COL	AGR Team	KALEX	1'53.147	17 18	0.918 0.046	286.4
14	87 Remy GARDNER	AUS	Tech 3 Racing	TECH 3	1'53.339	11 17	1.110 0.192	282.4
15	23 Marcel SCHROTTER	GER	Dynavolt Intact GP	SUTER	1'53.374	8 19	1.145 0.035	283.0
16	49 Axel PONS	SPA	RW Racing GP	KALEX	1'53.417	6 18	1.188 0.043	284.6
17	97 Xavi VIERGE	SPA	Tech 3 Racing	TECH 3	1'53.467	15 15	1.238 0.050	278.9
18	32 Isaac VIÑALES	SPA	BE-A-VIP SAG Team	KALEX	1'53.491	16 16	1.262 0.024	285.3
19	55 Hafizh SYAHRIN	MAL	Petronas Raceline Malaysia	KALEX	1'53.527	18 19	1.298 0.036	286.7
20	9 Jorge NAVARRO	SPA	Federal Oil Gresini Moto2	KALEX	1'53.597	20 20	1.368 0.070	284.0
21	11 Sandro CORTESE	GER	Dynavolt Intact GP	SUTER	1'53.702	2 17	1.473 0.105	281.1
22	52 Danny KENT	GBR	Garage Plus Interwetten	KALEX	1'53.767	14 16	1.538 0.065	288.3
23	19 Xavier SIMEON	BEL	Tasca Racing Scuderia Moto2	KALEX	1'53.825	17 17	1.596 0.058	279.5
24	77 Dominique AEGERTER	SWI	Kiefer Racing	SUTER	1'53.851	7 17	1.622 0.026	281.1
25	62 Stefano MANZI	ITA	SKY Racing Team VR46	KALEX	1'54.022	3 18	1.793 0.171	277.0
26	57 Edgar PONS	SPA	Pons HP40	KALEX	1'54.046	19 19	1.817 0.024	283.6
27	5 Andrea LOCATELLI	ITA	Italtrans Racing Team	KALEX	1'54.143	4 17	1.914 0.097	280.4
28	2 Jesko RAFFIN	SWI	Garage Plus Interwetten	KALEX	1'54.343	17 17	2.114 0.200	281.6
29	45 Tetsuta NAGASHIMA	JPN	Teluru SAG Team	KALEX	1'54.378	7 17	2.149 0.035	276.4
30	37 Augusto FERNANDEZ	SPA	Speed Up Racing	SPEED UP	1'54.608	12 17	2.379 0.230	277.2
31	22 Federico FULIGNI	ITA	Forward Junior Team	KALEX	1'55.081	10 15	2.852 0.473	281.5
32	89 Khairul Idham PAWI	MAL	IDEMITSU Honda Team Asia	KALEX	1'55.101	18 18	2.872 0.020	281.3
33	6 Tarran MACKENZIE	GBR	Kiefer Racing	SUTER	1'55.570	12 17	3.341 0.469	279.5

Practice condition: Dry

Air: 28°

Humidity: 26%

Ground: 55°

Fastest Lap:	Lap: 4	Alex MARQUEZ	1'52.229	168.2 Km/h
Circuit Record Lap:	2015	Tito RABAT	1'52.530	167.7 Km/h
Circuit Best Lap:	2015	Sam LOWES	1'51.514	169.3 Km/h

The results are provisional until the end of the limit for protest and appeals.

Time limit for protest expires 30' after publication of the results - Time:

These data/results cannot be reproduced, stored and/or transmitted in whole or in part by any manner of electronic, mechanical, photocopying, recording, broadcasting or otherwise now known or herein after developed without the previous express consent by the copyright owner, except for reproduction in daily press and regular printed publications on sale to the public within 60 days of the event related to those data/results and always provided that copyright symbol appears together as follows below.

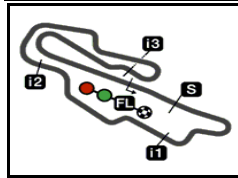
© DORNA, 2017

Official MotoGP Timing by TISSOT
www.motogp.com

Mugello, Friday, June 02, 2017

moto2™






5245 m.

GRAN PREMIO D'ITALIA OAKLEY

Free Practice Nr. 2

Combined Free Practice Times

7

	Rider	Nation	Team	MOTORCYCLE	FP1	FP2	Gap
1	73 A.MARQUEZ	SPA	EG 0,0 Marc VDS	KALEX	1'52.787 14	1'52.229 4	
2	30 T.NAKAGAMI	JPN	IDEMITSU Honda Team Asia	KALEX	1'52.850 6	1'52.329 18	0.100 0.100
3	21 F.MORBIDELLI	ITA	EG 0,0 Marc VDS	KALEX	1'52.568 16	1'52.899 8	0.339 0.239
4	54 M.PASINI	ITA	Italtrans Racing Team	KALEX	1'52.615 8	1'52.753 13	0.386 0.047
5	24 S.CORSI	ITA	Speed Up Racing	SPEED UP	1'52.989 18	1'52.627 5	0.398 0.012
6	42 F.BAGNAIA	ITA	SKY Racing Team VR46	KALEX	1'53.590 17	1'52.852 3	0.623 0.225
7	41 B.BINDER	RSA	Red Bull KTM Ajo	KTM	1'54.112 19	1'52.932 12	0.703 0.080
8	44 M.OLIVEIRA	POR	Red Bull KTM Ajo	KTM	1'53.143 16	1'52.978 12	0.749 0.046
9	12 T.LUTHI	SWI	CarXpert Interwetten	KALEX	1'53.410 13	1'53.013 6	0.784 0.035
10	7 L.BALDASSARRI	ITA	Forward Racing Team	KALEX	1'53.510 17	1'53.033 19	0.804 0.020
11	10 L.MARINI	ITA	Forward Racing Team	KALEX	1'53.869 13	1'53.071 12	0.842 0.038
12	40 F.QUARTARARO	FRA	Pons HP40	KALEX	1'54.362 14	1'53.101 19	0.872 0.030
13	68 Y.HERNANDEZ	COL	AGR Team	KALEX	1'53.867 17	1'53.147 17	0.918 0.046
14	87 R.GARDNER	AUS	Tech 3 Racing	TECH 3	1'54.466 17	1'53.339 11	1.110 0.192
15	23 M.SCHROTTER	GER	Dynavolt Intact GP	SUTER	1'53.688 7	1'53.374 8	1.145 0.035
16	49 A.PONS	SPA	RW Racing GP	KALEX	1'53.722 10	1'53.417 6	1.188 0.043
17	97 X.VIERGE	SPA	Tech 3 Racing	TECH 3	1'53.770 13	1'53.467 15	1.238 0.050
18	32 I.VIÑALES	SPA	BE-A-VIP SAG Team	KALEX	1'53.503 15	1'53.491 16	1.262 0.024
19	55 H.SYHRIN	MAL	Petronas Raceline Malaysia	KALEX	1'53.934 19	1'53.527 18	1.298 0.036
20	9 J.NAVARRO	SPA	Federal Oil Gresini Moto2	KALEX	1'54.423 16	1'53.597 20	1.368 0.070
21	11 S.CORTESE	GER	Dynavolt Intact GP	SUTER	1'53.644 11	1'53.702 2	1.415 0.047
22	52 D.KENT	GBR	Garage Plus Interwetten	KALEX	1'54.078 19	1'53.767 14	1.538 0.123
23	19 X.SIMEON	BEL	Tasca Racing Scuderia Moto2	KALEX	1'54.985 5	1'53.825 17	1.596 0.058
24	77 D.AEGERTER	SWI	Kiefer Racing	SUTER	1'54.055 10	1'53.851 7	1.622 0.026
25	62 S.MANZI	ITA	SKY Racing Team VR46	KALEX	1'55.158 16	1'54.022 3	1.793 0.171
26	57 E.PONS	SPA	Pons HP40	KALEX	1'54.562 20	1'54.046 19	1.817 0.024
27	5 A.LOCATELLI	ITA	Italtrans Racing Team	KALEX	1'54.318 17	1'54.143 4	1.914 0.097
28	2 J.RAFFIN	SWI	Garage Plus Interwetten	KALEX	1'54.489 8	1'54.343 17	2.114 0.200
29	45 T.NAGASHIMA	JPN	Teluru SAG Team	KALEX	1'55.747 11	1'54.378 7	2.149 0.035
30	37 A.FERNANDEZ	SPA	Speed Up Racing	SPEED UP	1'55.609 19	1'54.608 12	2.379 0.230
31	22 F.FULIGNI	ITA	Forward Junior Team	KALEX	1'55.913 17	1'55.081 10	2.852 0.473
32	89 K.PAWI	MAL	IDEMITSU Honda Team Asia	KALEX	1'56.321 18	1'55.101 18	2.872 0.020
33	6 T.MACKENZIE	GBR	Kiefer Racing	SUTER	1'56.564 17	1'55.570 12	3.341 0.469

Pole Position Record:	2015	Sam LOWES	1'51.514	169.3 Km/h
Circuit Record Lap:	2015	Tito RABAT	1'52.530	167.7 Km/h
Circuit Best Lap:	2015	Sam LOWES	1'51.514	169.3 Km/h

The results are provisional until the end of the limit for protest and appeals.

Time limit for protest expires 60' after publication of the results - Mr. Time:

These data/results cannot be reproduced, stored and/or transmitted in whole or in part by any manner of electronic, mechanical, photocopying, recording, broadcasting or otherwise now known or herein after developed without the previous express consent by the copyright owner, except for reproduction in daily press and regular printed publications on sale to the public within 60 days of the event related to those data/results and always provided that copyright symbol appears together as follows below.

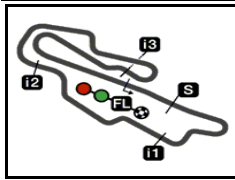
© DORNA, 2017

Official MotoGP Timing by TISSOT

www.motogp.com

Mugello, Friday, June 02, 2017





5245 m.

GRAN PREMIO D'ITALIA OAKLEY

Free Practice Nr. 2

Top Speed & Average

8

Rider	Nation	Motorcycle	Top 5 speeds					Average	Top
52 Danny KENT	GBR	KALEX	288.3	288.0	287.7	287.6	287.2	287.8	288.3
54 Mattia PASINI	ITA	KALEX	288.2	287.2	282.6	281.7	281.7	283.9	288.2
41 Brad BINDER	RSA	KTM	287.0	286.8	286.0	285.6	285.1	286.1	287.0
55 Hafizh SYAHRIN	MAL	KALEX	286.7	282.2	282.0	281.9	281.1	282.8	286.7
68 Yonny HERNANDEZ	COL	KALEX	286.4	281.1	280.5	279.7	279.0	281.0	286.4
73 Alex MARQUEZ	SPA	KALEX	286.3	281.9	281.1	281.1	280.6	281.9	286.3
12 Thomas LUTHI	SWI	KALEX	285.7	284.8	284.7	284.1	284.0	284.6	285.7
32 Isaac VIÑALES	SPA	KALEX	285.3	285.1	283.8	282.5	281.1	283.6	285.3
42 Francesco BAGNAIA	ITA	KALEX	285.2	282.2	280.4	279.9	279.8	281.5	285.2
49 Axel PONS	SPA	KALEX	284.6	283.0	281.6	280.6	280.2	282.0	284.6
40 Fabio QUARTARARO	FRA	KALEX	284.5	284.2	283.8	281.3	280.9	282.6	284.5
9 Jorge NAVARRO	SPA	KALEX	284.0	283.9	282.8	280.2	279.2	282.0	284.0
10 Luca MARINI	ITA	KALEX	283.6	279.5	278.4	277.0	276.4	279.0	283.6
57 Edgar PONS	SPA	KALEX	283.6	283.1	282.3	281.3	280.8	282.2	283.6
23 Marcel SCHROTTER	GER	SUTER	283.0	280.5	280.3	280.0	279.7	280.7	283.0
44 Miguel OLIVEIRA	POR	KTM	283.0	282.5	281.3	280.6	280.5	281.4	283.0
24 Simone CORSI	ITA	SPEED UP	282.4	279.3	278.5	278.4	278.2	279.4	282.4
87 Remy GARDNER	AUS	TECH 3	282.4	282.0	281.8	280.5	279.7	281.3	282.4
2 Jesko RAFFIN	SWI	KALEX	281.6	281.1	279.7	278.0	277.9	279.7	281.6
22 Federico FULIGNI	ITA	KALEX	281.5	280.6	278.7	278.0	277.9	279.3	281.5
89 Khairul Idham PAWI	MAL	KALEX	281.3	280.9	280.8	280.7	280.1	280.8	281.3
11 Sandro CORTESE	GER	SUTER	281.1	280.4	279.5	278.9	278.0	279.6	281.1
77 Dominique AEGERTER	SWI	SUTER	281.1	279.4	276.9	276.8	276.4	278.1	281.1
30 Takaaki NAKAGAMI	JPN	KALEX	280.8	277.8	277.6	277.4	277.2	278.2	280.8
5 Andrea LOCATELLI	ITA	KALEX	280.4	280.4	279.7	278.9	278.7	279.6	280.4
21 Franco MORBIDELLI	ITA	KALEX	279.8	279.5	279.2	278.4	277.9	279.0	279.8
6 Tarran MACKENZIE	GBR	SUTER	279.5	277.9	277.9	276.2	276.0	277.5	279.5
19 Xavier SIMEON	BEL	KALEX	279.5	278.5	277.0	276.9	276.8	277.7	279.5
97 Xavi VIERGE	SPA	TECH 3	278.9	277.9	277.9	277.7	277.5	278.0	278.9
37 Augusto FERNANDEZ	SPA	SPEED UP	277.2	276.9	276.8	276.7	276.3	276.8	277.2
62 Stefano MANZI	ITA	KALEX	277.0	276.6	276.0	275.3	275.1	276.0	277.0
45 Tetsuta NAGASHIMA	JPN	KALEX	276.4	275.8	275.5	275.2	274.8	275.5	276.4
7 Lorenzo BALDASSARRI	ITA	KALEX	275.5	275.0	274.8	274.7	274.4	274.9	275.5

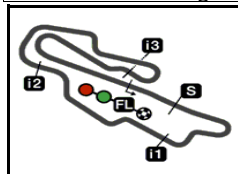
These data/results cannot be reproduced, stored and/or transmitted in whole or in part by any manner of electronic, mechanical, photocopying, recording, broadcasting or otherwise now known or herein after developed without the previous express consent by the copyright owner, except for reproduction in daily press and regular printed publications on sale to the public within 60 days of the event related to those data/results and always provided that copyright symbol appears together as follows below.

© DORNA, 2017

Official MotoGP Timing by TISSOT
www.motogp.com

Mugello, Friday, June 02, 2017





5245 m.

GRAN PREMIO D'ITALIA OAKLEY

Free Practice Nr. 2

Chronological Analysis of Performances

9

* Lap / Sector time cancelled

T1 Time from finish line to 1st intermedate

T3 Time from 2nd intermed. to 3rd intermed.

P Crossing the finish line in pit lane

T2 Time from 1st intermed. to 2nd intermed.

T4 Time from 3rd intermedate to finish line

Lap	Lap Time	T1	T2	T3	T4	Speed	Lap	Lap Time	T1	T2	T3	T4	Speed	
1st	73	Alex MARQUEZ EG 0,0 Marc VDS SPA						2	1'53.910	27.224	23.603	36.624	26.459	278.4
		Runs=3 Total laps=19 Full laps=14						3	1'53.049	26.937	23.545	36.121	26.446	282.4
1	2'03.166	33.790	25.139	37.243	26.994	187.6	4	1'52.888	26.886	23.466	36.165	26.371	276.4	
2	1'53.204	26.873	23.688	36.200	26.443	278.7	5	1'52.627	26.837	23.436	36.034	26.320	278.2	
3	1'52.595	26.664	23.452	35.989	26.490	279.7	6	1'52.846	26.790	23.506	36.166	26.384	279.3	
4	1'52.229	26.645	23.357	35.894	26.333	279.0	7	1'53.545	26.908	23.458	36.342	26.837	277.9	
5	1'53.280	27.027	23.454	36.235	26.564	281.1	8	1'53.104	26.857	23.567	36.277	26.403	278.5	
6	1'52.797	26.799	23.380	36.132	26.486	280.6	9	1'53.343	27.004	23.562	36.258	26.519	274.5	
7	7'17.640 P	28.107				280.0	10	1'53.127	26.980	23.482	36.250	26.415	273.0	
8	2'02.608	33.884	24.667	36.908	27.149	147.7	11	1'53.160	26.865	23.439	36.453	26.403	275.3	
9	1'53.231	26.976	23.619	36.046	26.590	277.1	12	1'53.055	26.921	23.481	36.252	26.401	276.3	
10	1'53.160 *	26.693	23.690*	36.218	26.559	281.9	13	1'52.846	26.894	23.418	36.137	26.397	277.2	
11	1'52.898	26.780	23.499	36.219	26.400	280.6	14	10'44.700 P	28.553				277.4	
12	1'52.992	26.739	23.520	36.320	26.413	278.5	15	1'59.236	31.405	24.491	36.648	26.692	183.8	
13	6'43.165 P	28.049				278.7	16	1'53.292	27.026	23.513	36.287	26.466	274.3	
14	2'05.335	33.919	24.868	39.253	27.295	179.0	17	1'53.259	26.957	23.640	36.204	26.458	275.7	
15	1'53.938	27.192	23.783	36.238	26.725	277.6	18	1'53.213	26.951	23.503	36.318	26.441	276.4	
16	1'52.815	26.787	23.577	36.011	26.440	277.7	19	1'53.503	27.047	23.584	36.370	26.502	277.8	
17	2'03.405	33.160	25.425	36.651	28.169	278.6								
18	1'53.393	26.709	23.666	36.442	26.576	281.1								
19	1'53.954	26.948	23.807	36.473	26.726	286.3								
2nd	30	Takaaki NAKAGAMI IDEMITSU Honda Te JPN						4th	54	Mattia PASINI Italtrans Racing Team ITA				
		Runs=2 Total laps=18 Full laps=15								Runs=2 Total laps=17 Full laps=14				
1	3'33.622	2'03.917	25.131	37.422	27.152	95.2	1	3'00.136	1'29.292	25.260	38.274	27.310	174.5	
2	2'02.309	34.187	24.600	36.884	26.638	274.1	2	1'54.055	27.061	23.757	36.750	26.487	279.3	
3	1'53.396	27.000	23.686	36.165	26.545	276.0	3	1'53.527	26.887	23.524	36.569	26.547	281.7	
4	1'53.329	27.149	23.660	36.130	26.390	277.4	4	1'53.597	26.924	23.595	36.503	26.575	281.7	
5	1'52.780	26.849	23.508	36.044	26.379	277.2	5	1'53.466	26.812	23.492	36.485	26.677	281.7	
6	1'52.810	26.861	23.499	36.048	26.402	276.9	6	1'53.547	26.853	23.556	36.550	26.588	280.6	
7	1'52.692	26.894	23.455	36.064	26.279	276.4	7	14'53.730 P	29.714				279.1	
8	1'52.380	26.892	23.439	35.838	26.211	275.9	8	2'00.606	31.770	24.842	37.192	26.802	173.7	
9	10'59.148 P	28.332				276.3	9	1'53.357	26.833	23.658	36.390	26.476	279.4	
10	2'07.944	37.477	25.740	37.544	27.183	114.8	10	1'53.604	26.906	23.633	36.401	26.664	277.8	
11	1'54.621	27.554	24.139	36.351	26.577	271.4	11	1'53.243	26.780	23.535	36.384	26.544	280.8	
12	1'53.110	26.859	23.592	36.208	26.451	274.6	12	2'07.104	31.343	28.667	40.285	26.809	280.8	
13	1'52.599	26.890	23.445	36.015	26.249	277.6	13	1'52.753	26.749	23.560	36.177	26.267	281.2	
14	1'58.970	30.880	24.815	36.642	26.633	280.8	14	1'52.873	26.985	23.419	36.141	26.328	287.2	
15	1'52.935	26.990	23.523	35.987	26.435	276.2	15	1'52.829	26.813	23.469	36.122	26.425	282.6	
16	1'52.664	26.922	23.495	35.929	26.318	275.2	16	2'02.452	28.921	24.337	38.327	30.867	272.5	
17	1'52.548	26.923	23.340	35.969	26.316	275.2	17	1'54.355	26.861	23.860	37.068	26.566	288.2	
18	1'52.329	26.804	23.414	35.826	26.285	277.8								
3rd	24	Simone CORSI Speed Up Racing ITA						5th	42	Francesco BAGNAI SKY Racing Team VR ITA				
		Runs=2 Total laps=19 Full laps=16								Runs=3 Total laps=18 Full laps=13				
1	2'30.240	1'01.566	24.888	36.988	26.798	172.0	1	2'29.486	1'00.949	25.151	36.827	26.559	189.0	
							2	1'53.590	27.055	23.825	36.248	26.462	285.2	
							3	1'52.852	26.923	23.543	35.961	26.425	279.5	
							4	1'52.969	26.883	23.546	36.102	26.438	279.8	
							5	1'52.960	26.831	23.586	36.041	26.502	279.7	

Fastest Lap: Alex MARQUEZ EG 0,0 Marc VDS SPA **1'52.229** 26.645 23.357 35.894 26.333

These data/results cannot be reproduced, stored and/or transmitted in whole or in part by any manner of electronic, mechanical, photocopying, recording, broadcasting or otherwise now known or herein after developed without the previous express consent by the copyright owner, except for reproduction in daily press and regular printed publications on sale to the public within 60 days of the event related to those data/results and always provided that copyright symbol appears together as follows below.
© DORNA, 2017

Free Practice Nr. 2

Moto2

Lap	Lap Time	T1	T2	T3	T4	Speed	Lap	Lap Time	T1	T2	T3	T4	Speed		
6	7'08.996	P	27.205			280.4	8th 44 Miguel OLIVEIRA	Red Bull KTM Ajo					POR		
7	2'04.613		34.677	25.551	37.530	26.855		171.9	Runs=2 Total laps=20 Full laps=17						
8	1'53.939		27.199	23.781	36.293	26.666		273.4	1	2'43.438	1'14.201	24.714	37.347	27.176	175.3
9	1'54.103		27.138	23.892	36.406	26.667		275.7	2	1'54.306	27.318	23.781	36.533	26.674	280.1
10	1'53.781		27.004	23.746	36.438	26.593		277.5	3	1'53.891	27.026	23.682	36.383	26.800	281.3
11	1'58.785		31.707	24.076	36.522	26.480		276.7	4	1'53.445	27.010	23.662	36.330	26.443	279.7
12	6'34.833	P	27.003	23.742	36.405	5'07.683		279.9	5	1'53.786	26.885	23.684	36.647	26.570	282.5
13	2'03.565		32.950	27.233	36.612	26.770		141.7	6	1'53.306	26.946	23.632	36.287	26.441	280.3
14	1'53.243		26.956	23.702	36.159	26.426		282.2	7	1'53.508	26.958	23.669	36.417	26.464	280.5
15	1'53.301		26.948	23.675	36.166	26.512		279.5	8	1'53.540	26.987	23.719	36.370	26.464	277.6
16	1'53.140		26.939	23.629	36.156	26.416		276.8	9	1'53.647	27.073	23.774	36.334	26.466	277.2
17	1'53.062		26.895	23.682	36.096	26.389		277.4	10	2'01.956	30.495	26.130	38.313	27.018	276.2
18	1'52.903		26.827	23.644	36.055	26.377		279.7	11	1'53.281	27.084	23.637	36.102	26.458	277.6
									12	1'52.978	26.905	23.584	36.107	26.382	278.4
									13	7'53.580	P	28.573			275.6
	6th 21 Franco MORBIDEL	EG 0,0 Marc VDS						ITA							
			Runs=4	Total laps=18	Full laps=11										
1	3'37.843		2'06.630	25.757	38.522	26.934		162.6	14	2'04.068	34.498	25.272	37.333	26.965	173.8
2	1'54.042		27.343	23.788	36.470	26.441	277.5	15	1'53.369	26.990	23.759	36.101	26.519	279.5	
3	1'53.244		26.967	23.639	36.298	26.340	276.2	16	1'53.112	26.854	23.667	36.172	26.419	280.6	
4	7'15.504	P	26.841				277.9	17	2'12.284	37.451	24.991	37.251	32.591	276.7	
5	2'03.761		36.061	24.437	36.717	26.546	181.3	18	1'53.689	26.966	23.981	36.343	26.399	283.0	
6	1'53.411		27.109	23.754	36.261	26.287	275.7	19	1'53.286	26.880	23.646	36.204	26.556	279.1	
7	1'53.060		26.912	23.618	36.230	26.300	275.9	20	1'53.206	26.897	23.653	36.213	26.443	280.5	
8	1'52.899		26.861	23.521	36.132	26.385	277.3								
9	1'52.970		26.830	23.526	36.312	26.302	277.0								
10	5'46.266	P	27.738				279.8								
11	2'00.221		32.733	24.184	36.676	26.628	170.1								
12	1'53.436		27.049	23.703	36.307	26.377	275.8								
13	1'53.967		26.876	23.595	36.844	26.652	279.5								
14	1'53.271		26.879	23.637	36.385	26.370	279.2								
15	1'53.270		26.956	23.537	36.357	26.420	277.3								
16	3'04.123	P	27.013				278.4								
17	1'58.612		31.575	23.962	36.454	26.621	183.0								
18	1'53.227		26.936	23.656	36.319	26.316	277.7								
	7th 41 Brad BINDER	Red Bull KTM Ajo					RSA								
			Runs=3	Total laps=19	Full laps=13										
1	2'42.179		1'09.053	25.607	40.088	27.431	178.3								
2	1'55.655		27.481	24.318	36.949	26.907	282.5								
3	1'54.456		27.349	23.840	36.438	26.829	281.1								
4	1'53.679		26.991	23.719	36.405	26.564	284.9								
5	1'53.481		26.982	23.788	36.339	26.372	286.0								
6	2'03.858		26.990	23.690	46.318	26.860	285.6								
7	6'06.794	P	27.329				284.9								
8	2'05.673		35.202	26.372	37.143	26.956	146.1								
9	1'54.732		27.343	24.058	36.603	26.728	281.4								
10	1'54.075		27.063	23.877	36.580	26.555	282.1								
11	2'02.580		29.882	28.635	37.727	26.336	282.4								
12	1'52.932		26.863	23.535	36.203	26.331	284.6								
13	1'53.792		27.188	23.775	36.342	26.487	285.1								
14	6'23.742	P	31.585				281.6								
15	2'29.548		37.010	24.211	47.054	41.273	134.5								
16	1'54.152		27.146	23.914	36.576	26.516	283.4								
17	1'53.917		27.109	23.767	36.478	26.563	287.0								
18	1'54.281		26.986	23.875	36.669	26.751	286.8								
	PIT		33.566				282.5								
	9th 12 Thomas LUTHI	CarXpert Interwetten					SWI								
			Runs=3	Total laps=17	Full laps=12										
1	3'26.254		1'55.463	25.805	37.850	27.136	179.5								
2	1'54.509		27.226	24.010	36.553	26.720	280.3								
3	1'53.675		26.874	23.781	36.516	26.504	282.6								
4	1'53.224		26.755	23.595	36.426	26.448	284.0								
5	1'53.166		26.794	23.641	36.382	26.349	284.1								
6	1'53.013		26.749	23.590	36.324	26.350	284.8								
7	1'53.126		26.814	23.620	36.349	26.343	283.6								
8	9'41.132	P	26.821				284.0								
9	2'06.371		35.751	25.634	37.918	27.068	152.5								
10	1'55.313		27.906	24.265	36.493	26.649	279.7								
11	1'53.806		26.908	23.962	36.335	26.601	282.0								
12	1'53.344		26.898	23.678	36.300	26.468	281.4								
13	1'53.124		26.731	23.644	36.276	26.473	283.6								
14	6'10.370	P	29.093				284.7								
15	2'02.354		32.247	25.892	37.172	27.043	174.6								
16	1'53.980		26.850	23.875	36.496	26.759	282.4								
17	1'53.407		26.775	23.674	36.463	26.495	285.7								
	10th 7 Lorenzo BALDASS	Forward Racing Team					ITA								
			Runs=3	Total laps=19	Full laps=14										
1	3'11.949		1'41.497	25.573	37.731	27.148	157.7								
2	1'54.613		27.396	23.915	36.663	26.639	271.6								
3	1'54.548		27.191	23.808	36.794	26.755	272.5								
4	9'13.020	P	31.038				273.0								
5	1'59.426		31.471	24.214	37.037	26.704	151.1								
6	1'54.321		27.226	23.870	36.587	26.638	270.6								
7	1'54.554		27.156	23.859	36.785	26.754	273.2								
8	1'56.569		28.418	24.154	37.316	26.681	273.9								
9	1'53.822		27.087	23.737	36.462	26.536	274.7								
10	1'53.925		27.074	23.692	36.575	26.584	273.2								

Fastest Lap: Alex MARQUEZ EG 0,0 Marc VDS SPA **1'52.229** 26.645 23.357 35.894 26.333

These data/results cannot be reproduced, stored and/or transmitted in whole or in part by any manner of electronic, mechanical, photocopying, recording, broadcasting or otherwise now known or herein after developed without the previous express consent by the copyright owner, except for reproduction in daily press and regular printed publications on sale to the public within 60 days of the event related to those data/results and always provided that copyright symbol appears together as follows below.
© DORNA, 2017

Official MotoGP Timing by TISSOT
www.motogp.com

Mugello, Friday, June 02, 2017



Free Practice Nr. 2

Moto2

Lap	Lap Time	T1	T2	T3	T4	Speed	Lap	Lap Time	T1	T2	T3	T4	Speed
11	1'55.013	27.667	23.974	36.453	26.919	271.0	6	1'53.458	26.897	23.532	36.428	26.601	279.0
12	1'53.616	26.957	23.706	36.465	26.488	273.4	7	1'54.023	27.054	23.706	36.357	26.906	281.1
13	1'53.584	27.071	23.693	36.371	26.449	272.1	8	1'53.802	27.012	23.667	36.366	26.757	271.2
14	1'53.929	27.114	23.788	36.441	26.586	274.8	9	1'54.002	27.064	23.653	36.375	26.910	272.7
15	1'55.235	26.953	23.791	37.796	26.695	275.0	10	12'53.720 P	31.607				270.0
16	1'53.377	26.919	23.707	36.280	26.471	273.9	11	2'13.201	35.661	24.356	41.922	31.262	139.3
17	3'09.347 P	27.009				274.4	12	1'53.732	26.977	23.730	36.277	26.748	277.7
18	1'59.599	31.501	24.486	36.986	26.626	185.4	13	2'04.293	29.186	23.940	39.899	31.268	277.5
19	1'53.033	26.873	23.626	36.101	26.433	275.5	14	1'54.063	27.219	23.867	36.283	26.694	277.6
11th 10 Luca MARINI Forward Racing Team ITA							14th 87 Remy GARDNER Tech 3 Racing AUS						
Runs=3 Total laps=13 Full laps=8							Runs=3 Total laps=17 Full laps=12						
1	2'27.542	58.168	24.987	37.217	27.170	178.0	1	2'40.260	1'09.230	25.981	37.893	27.156	180.0
2	1'54.156	27.200	23.774	36.359	26.823	275.9	2	1'55.171	27.175	23.899	37.100	26.997	278.8
3	1'53.212	26.888	23.559	36.099	26.666	276.4	3	1'54.253	27.261	23.759	36.504	26.729	282.0
4	9'49.122 P	28.800				279.5	4	1'53.870	27.164	23.724	36.419	26.563	279.0
5	2'03.654	35.131	24.693	36.842	26.988	131.1	5	1'59.562	27.221	24.520	38.770	29.051	279.7
6	1'53.981	27.145	23.859	36.183	26.794	271.6	6	1'53.901	26.947	23.703	36.617	26.634	280.5
7	1'53.577	26.897	23.698	36.221	26.761	273.2	7	7'30.122 P	28.741				278.2
8	1'53.411	26.865	23.639	36.170	26.737	274.1	8	2'15.758	36.885	26.182	39.688	33.003	172.0
9	13'58.878 P	34.146				275.1	9	1'54.274	27.182	23.791	36.489	26.812	276.3
10	2'12.318	37.161	25.281	41.344	28.532	120.1	10	1'56.319	26.901	24.478	38.343	26.597	275.7
11	1'53.643	27.013	23.783	36.068	26.779	283.6	11	1'53.339	26.911	23.487	36.456	26.485	277.9
12	1'53.071	26.925	23.559	36.015	26.572	277.0	12	1'53.601	26.980	23.598	36.257	26.766	276.8
13	2'18.916	35.349	29.329	44.450	29.788	278.4	13	7'45.123 P	29.395				273.0
12th 40 Fabio QUARTARAR Pons HP40 FRA							15th 23 Marcel SCHROTTE Dynavolt Intact GP GER						
Runs=3 Total laps=20 Full laps=14							Runs=3 Total laps=19 Full laps=14						
1	2'44.978	1'13.823	25.583	38.296	27.276	178.1	1	2'26.481	57.595	24.826	37.118	26.942	184.0
2	1'55.942	27.332	24.290	37.263	27.057	281.3	2	1'54.416	27.244	23.893	36.519	26.760	277.2
3	1'55.394	27.367	24.351	36.825	26.851	276.0	3	1'53.846	27.058	23.662	36.484	26.642	277.8
4	1'55.059	27.230	23.909	36.904	27.016	284.2	4	4'11.815 P	27.073				277.7
5	1'54.302	27.164	23.734	36.598	26.806	280.3	5	2'03.166	34.967	24.851	36.596	26.752	139.5
6	1'54.403	27.057	23.835	36.559	26.952	280.9	6	1'53.818	27.070	23.700	36.396	26.652	279.7
7	6'43.849 P	41.557				278.9	7	1'53.528	26.972	23.652	36.315	26.589	276.2
8	2'07.074	37.136	25.917	36.879	27.142	144.3	8	1'53.374	26.925	23.528	36.402	26.519	276.7
9	1'54.926	27.230	24.093	36.741	26.862	276.8	9	1'53.464	26.896	23.742	36.340	26.486	276.9
10	1'54.724	27.411	23.906	36.671	26.736	280.9	10	1'53.517	26.914	23.588	36.393	26.622	278.7
11	1'54.853	27.136	23.865	37.002	26.850	280.8	11	1'53.459	26.866	23.689	36.350	26.554	279.5
12	2'00.651	28.058	23.943	40.602	28.048	283.8	12	9'22.865 P	28.633				278.7
13	1'54.874	27.225	23.952	36.667	27.030	277.9	13	2'04.431	32.589	24.332	37.672	29.838	176.3
14	1'54.416	27.173	23.847	36.610	26.786	280.7	14	1'54.377	27.201	23.854	36.525	26.797	278.7
15	1'54.455	27.066	23.831	36.673	26.885	278.9	15	1'53.692	27.017	23.558	36.349	26.768	280.0
16	3'46.299 P	27.624				280.3	16	1'53.604	26.957	23.628	36.441	26.578	279.5
17	1'59.865	32.138	24.301	36.680	26.746	179.4	17	1'53.703	27.030	23.699	36.407	26.567	280.3
18	1'53.750	26.947	23.657	36.406	26.740	278.9	18	1'57.154	28.686	25.177	36.660	26.631	280.5
19	1'53.101	26.857	23.563	36.167	26.514	279.7	19	1'55.271	26.814	24.000	37.007	27.450	283.0
PIT 26.959 23.807 37.357 284.5													
13th 68 Yonny HERNANDE AGR Team COL													
Runs=2 Total laps=18 Full laps=15													
1	2'52.542	1'22.671	25.028	37.593	27.250	184.5							
2	1'54.692	27.402	23.876	36.512	26.902	273.5							
3	1'53.854	27.059	23.668	36.330	26.797	274.4							
4	1'53.712	27.180	23.631	36.244	26.657	275.8							
5	1'53.337	26.856	23.476	36.379	26.626	278.7							

Fastest Lap: Alex MARQUEZ EG 0,0 Marc VDS SPA 1'52.229 26.645 23.357 35.894 26.333

These data/results cannot be reproduced, stored and/or transmitted in whole or in part by any manner of electronic, mechanical, photocopying, recording, broadcasting or otherwise now known or herein after developed without the previous express consent by the copyright owner, except for reproduction in daily press and regular printed publications on sale to the public within 60 days of the event related to those data/results and always provided that copyright symbol appears together as follows below.
© DORNA, 2017

Official MotoGP Timing by TISSOT
www.motogp.com

Mugello, Friday, June 02, 2017

Page 3 of 7



Free Practice Nr. 2

Moto2

Lap	Lap Time	T1	T2	T3	T4	Speed	Lap	Lap Time	T1	T2	T3	T4	Speed		
16th	49	Axel PONS					RW Racing GP	SPA	16	1'53.491	26.809	23.708	36.246	26.728	281.1
		Runs=3	Total laps=18	Full laps=13											
1	2'44.322	1'15.075	24.909	37.271	27.067	168.9									
2	1'56.437	27.595	24.343	37.403	27.096	283.0									
3	1'53.888	27.085	23.729	36.424	26.650	277.1									
4	1'54.360	27.278	23.740	36.527	26.815	280.2									
5	1'53.805	27.155	23.791	36.362	26.497	276.9									
6	1'53.417	26.965	23.695	36.211	26.546	277.6									
7	8'35.162	P 29.129					280.0								
8	2'13.508	35.325	25.034	45.996	27.153	113.8									
9	1'54.195	27.241	23.774	36.502	26.678	272.7									
10	1'54.377	27.147	23.905	36.659	26.666	274.3									
11	1'54.656	27.246	23.933	36.755	26.722	271.9									
12	6'15.441	P 29.466					270.8								
13	2'04.992	33.506	24.839	39.618	27.029	175.9									
14	1'54.010	27.334	23.772	36.340	26.564	280.6									
15	1'54.257	27.359	23.872	36.435	26.591	284.6									
16	1'57.372	27.201	23.922	39.570	26.679	277.9									
17	1'55.524	27.391	24.218	36.759	27.156	277.0									
18	1'54.554	27.314	23.832	36.689	26.719	281.6									
17th	97	Xavi VIERGE					Tech 3 Racing	SPA							
		Runs=2	Total laps=15	Full laps=12											
1	2'39.963	1'10.057	25.026	37.841	27.039	179.1									
2	1'55.243	27.167	23.997	37.085	26.994	273.3									
3	1'54.209	27.058	23.991	36.482	26.678	273.9									
4	1'53.707	26.918	23.776	36.451	26.562	275.0									
5	1'58.724	27.207	27.532	37.153	26.832	277.5									
6	1'54.115	27.010	23.814	36.544	26.747	277.9									
7	18'04.224	P 30.090					275.7								
8	2'00.597	32.156	24.517	36.758	27.166	142.4									
9	1'54.032	27.071	23.912	36.387	26.662	273.4									
10	1'53.482	26.827	23.860	36.262	26.533	277.7									
11	1'56.335	27.058	23.830	38.512	26.935	277.9									
12	1'53.903	27.135	23.797	36.298	26.673	273.6									
13	1'57.800	29.804	24.455	36.913	26.628	252.5									
14	2'11.339	28.830	27.300	44.302	30.907	277.2									
15	1'53.467	26.936	23.663	36.415	26.453	278.9									
18th	32	Isaac VIÑALES					BE-A-VIP SAG Team	SPA							
		Runs=3	Total laps=16	Full laps=11											
1	2'46.559	1'17.169	24.676	37.298	27.416	165.6									
2	1'54.839	27.299	23.971	36.656	26.913	278.9									
3	1'54.756	27.085	24.035	36.619	27.017	282.5									
4	1'56.298	27.140	24.018	36.731	28.409	279.5									
5	1'54.468	27.267	23.906	36.644	26.651	285.1									
6	1'55.658	27.249	24.071	37.270	27.068	285.3									
7	11'20.857	P 27.919					283.8								
8	2'12.153	37.853	27.086	39.879	27.335	157.8									
9	1'56.072	27.458	24.224	37.233	27.157	277.0									
10	5'46.243	P 28.417					275.3								
11	2'01.227	32.882	24.610	36.834	26.901	171.2									
12	1'54.227	26.997	23.965	36.443	26.822	280.0									
13	1'59.957	27.118	25.093	40.978	26.768	279.1									
14	1'53.575	26.812	23.761	36.265	26.737	279.6									
15	1'58.274	30.088	25.195	36.195	26.796	278.9									
19th	55	Hafizh SYAHRIN					Petronas Raceline Ma	MAL							
		Runs=3	Total laps=19	Full laps=14											
1	2'44.049	1'03.036	26.449	46.082	28.482	171.2									
2	1'55.986	27.771	24.343	37.034	26.838	278.7									
3	1'54.561	27.354	23.880	36.585	26.742	278.4									
4	1'57.740	28.679	25.045	37.075	26.941	281.0									
5	1'54.380	27.080	23.822	36.773	26.705	281.1									
6	1'54.626	27.102	23.838	36.907	26.779	282.2									
7	6'00.400	P 27.242					279.7								
8	2'09.456	37.328	26.465	37.286	28.377	150.9									
9	1'54.725	27.216	23.999	36.648	26.862	277.2									
10	1'54.887	27.298	23.947	36.716	26.926	276.7									
11	2'08.030	33.112	26.681	41.293	26.944	276.7									
12	1'54.583	27.209	23.829	36.580	26.965	277.2									
13	5'02.464	P 28.094					275.6								
14	2'09.154	36.469	24.465	41.193	27.027	113.7									
15	1'54.633	27.340	23.871	36.549	26.873	281.9									
16	2'08.163	27.302	25.366	44.851	30.644	277.8									
17	1'53.985	27.183	23.873	36.389	26.540	282.0									
18	1'53.527	26.912	23.720	36.443	26.452	279.8									
19	1'53.547	26.947	23.648	36.474	26.478	286.7									
20th	9	Jorge NAVARRO					Federal Oil Gresini M	SPA							
		Runs=3	Total laps=20	Full laps=15											
1	2'18.520	44.070	25.621	37.946	30.883	182.6									
2	1'55.653	27.563	24.055	36.932	27.103	273.7									
3	1'55.130	27.392	23.898	36.825	27.015	274.6									
4	1'54.626	27.150	23.793	36.626	27.057	274.5									
5	2'01.527	29.394	28.328	36.851	26.954	276.2									
6	1'54.974	27.397	23.771	36.885	26.921	279.2									
7	1'54.431	27.157	23.866	36.554	26.854	276.3									
8	5'21.707	P 27.174					275.6								
9	1'59.938	31.703	24.305	36.988	26.942	162.9									
10	1'54.606	27.175	23.894	36.668	26.869	275.8									
11	1'54.471	27.151	23.796	36.682	26.842	277.5									
12	1'54.525	27.202	23.878	36.674	26.771	278.2									
13	5'57.030	P 28.138					277.3								
14	2'07.456	33.701	25.053	38.113	30.589	143.8									
15	1'54.904	27.388	24.018	36.641	26.857	278.7									
16	2'03.976	31.394	24.600	37.392	30.590	276.5									
17	1'53.750	27.087	23.722	36.398	26.543	280.2									
18	2'01.909	27.061	23.854	42.898	28.096	282.8									
19	1'53.740	27.002	23.734	36.463	26.541	283.9									
20	1'53.597	26.950	23.601	36.387	26.659	284.0									
21st	11	Sandro CORTESE					Dynavolt Intact GP	GER							
		Runs=3	Total laps=17	Full laps=12											
1	3'12.903	1'39.291	27.992	38.377	27.243	113.7									
2	1'53.702	27.126	23.840	36.212	26.524	278.0									
3	1'55.522	27.265	24.023	37.109	27.125	277.4									
4	1'53.933	27.079	23.950	36.359	26.545	278.9									
5	1'53.996	27.022	23.793	36.557	26.624	277.1									
6	8'35.992	P 30.903					273.7								
7	2'05.818	34.931	25.136	38.310	27.441	179.3									

Fastest Lap: Alex MARQUEZ EG 0,0 Marc VDS SPA 1'52.229 26.645 23.357 35.894 26.333

These data/results cannot be reproduced, stored and/or transmitted in whole or in part by any manner of electronic, mechanical, photocopying, recording, broadcasting or otherwise now known or herein after developed without the previous express consent by the copyright owner, except for reproduction in daily press and regular printed publications on sale to the public within 60 days of the event related to those data/results and always provided that copyright symbol appears together as follows below.
© DORNA, 2017

Official MotoGP Timing by TISSOT
www.motogp.com

Mugello, Friday, June 02, 2017

Page 4 of 7



Free Practice Nr. 2

Moto2

Lap	Lap Time	T1	T2	T3	T4	Speed	Lap	Lap Time	T1	T2	T3	T4	Speed
8	1'54.716	27.261	23.984	36.665	26.806	273.7	5	1'54.345	27.069	23.848	36.722	26.706	276.4
9	1'54.462	27.180	23.898	36.592	26.792	275.0	6	1'54.265	27.124	23.729	36.719	26.693	275.3
10	1'54.586	27.274	24.019	36.593	26.700	274.9	7	1'53.851	26.991	23.694	36.566	26.600	274.8
11	7'48.929 P	29.240				274.3	8	12'11.460 P	27.039				274.0
12	2'06.069	32.801	24.891	39.662	28.715	189.1	9	2'13.514	35.146	25.278	42.457	30.633	154.4
13	1'53.851	27.067	23.815	36.371	26.598	279.5	10	1'56.322	27.576	24.314	37.343	27.089	272.5
14	1'54.085	27.019	23.790	36.691	26.585	281.1	11	1'54.966	27.197	23.969	36.850	26.950	274.7
15	1'54.427	27.137	23.870	36.679	26.741	277.5	12	1'55.337	27.192	24.123	37.100	26.922	276.9
16	1'58.500	28.073	25.521	37.882	27.024	274.3	13	4'43.240 P	27.203				276.8
17	1'54.341	27.074	23.782	36.599	26.886	280.4	14	2'12.574	31.902	26.269	42.780	31.623	167.2
22nd 52 Danny KENT Garage Plus Interwett GBR													
Runs=3 Total laps=16 Full laps=11													
1	2'44.152	1'03.619	27.370	43.502	29.661	181.6							
2	1'58.327	27.503	24.405	38.644	27.775	287.7							
3	1'56.335	27.605	24.536	37.142	27.052	286.7							
4	1'55.029	27.193	23.922	36.931	26.983	285.7							
5	1'54.506	27.126	23.792	36.920	26.668	287.6							
6	7'43.803 P	29.808				288.0							
7	2'08.591	34.925	25.754	40.333	27.579	160.5							
8	1'55.318	27.366	24.004	36.947	27.001	281.7							
9	1'55.000	27.201	23.811	36.974	27.014	283.7							
10	1'54.907	27.108	23.797	36.992	27.010	284.4							
11	10'33.044 P	28.808	26.322	38.655	8'59.259	281.6							
12	2'25.145	36.790	24.465	41.815	42.075	145.4							
13	1'56.879	27.215	23.921	37.138	28.605	286.0							
14	1'53.767	26.923	23.654	36.495	26.695	286.7							
15	1'58.940	27.497	25.966	38.651	26.826	287.2							
16	2'00.698	27.015	23.688	41.368	28.627	288.3							

Lap	Lap Time	T1	T2	T3	T4	Speed	Lap	Lap Time	T1	T2	T3	T4	Speed
15	1'58.194	27.536	24.205	37.159	29.294	279.4							
16	1'55.946	27.509	24.327	37.224	26.886	273.7							
17	1'54.990	27.230	23.957	37.022	26.781	281.1							

Lap	Lap Time	T1	T2	T3	T4	Speed	Lap	Lap Time	T1	T2	T3	T4	Speed
							25th 62 Stefano MANZI SKY Racing Team VR ITA						
							Runs=3 Total laps=18 Full laps=13						
1	2'28.628	59.572	24.883	37.189	26.984	164.9							
2	1'55.463	27.312	24.094	37.059	26.998	275.3							
3	1'54.022	27.177	23.559	36.539	26.747	277.0							
4	1'54.891	27.206	23.905	36.935	26.845	274.1							
5	2'02.663	30.964	27.715	37.102	26.882	273.0							
6	1'54.697	27.233	23.777	36.813	26.874	274.6							
7	1'55.373	27.337	23.921	37.226	26.889	272.2							
8	9'01.944 P	31.178				275.1							
9	2'06.267	36.689	24.894	37.401	27.283	130.1							
10	1'55.775	27.645	24.135	36.993	27.002	271.0							
11	1'55.936	27.492	24.040	37.224	27.180	270.1							
12	4'24.905 P	29.852				268.1							
13	2'03.870	32.618	24.728	39.061	27.463	163.6							
14	1'55.648	28.289	23.908	36.715	26.736	274.4							
15	2'04.013	31.665	24.666	39.172	28.510	276.6							
16	1'58.656	27.273	23.921	40.409	27.053	274.4							
17	2'14.265	27.396	23.955	50.323	32.591	274.2							
18	1'56.030	27.557	24.255	37.103	27.115	276.0							

Lap	Lap Time	T1	T2	T3	T4	Speed	Lap	Lap Time	T1	T2	T3	T4	Speed
							23rd 19 Xavier SIMEON Tasca Racing Scuderi BEL						
							Runs=3 Total laps=17 Full laps=12						
1	3'46.637	2'16.986	25.035	37.522	27.094	175.8							
2	1'54.742	27.415	23.862	36.731	26.734	274.1							
3	1'54.454	27.181	23.780	36.735	26.758	275.2							
4	1'54.150	27.030	23.638	36.738	26.744	277.0							
5	1'54.092	27.116	23.690	36.626	26.660	276.8							
6	1'57.601	27.101	25.439	38.094	26.967	276.7							
7	1'53.978	27.145	23.674	36.437	26.722	275.6							
8	7'39.637 P	27.110				275.5							
9	2'04.159	33.403	24.910	38.152	27.694	173.6							
10	1'54.696	27.321	23.930	36.711	26.734	278.5							
11	1'54.381	27.129	23.811	36.770	26.671	276.9							
12	7'27.717 P	28.001				276.0							
13	2'03.569	33.767	24.966	37.468	27.368	171.7							
14	1'55.297	27.578	24.025	36.825	26.869	269.9							
15	1'54.260	27.218	23.786	36.552	26.704	274.3							
16	1'54.567	27.158	23.790	36.712	26.907	276.6							
17	1'53.825	27.082	23.652	36.489	26.602	279.5							

Lap	Lap Time	T1	T2	T3	T4	Speed	Lap	Lap Time	T1	T2	T3	T4	Speed
							24th 77 Dominique AEGER Kiefer Racing SWI						
							Runs=3 Total laps=17 Full laps=12						
1	2'20.858	45.562	25.668	39.853	29.775	179.3							
2	1'56.109	27.738	24.267	37.086	27.018	273.0							
3	1'54.891	27.332	23.976	36.787	26.796	273.6							
4	1'54.338	27.030	23.848	36.718	26.742	274.8							

Lap	Lap Time	T1	T2	T3	T4	Speed	Lap	Lap Time	T1	T2	T3	T4	Speed
							26th 57 Edgar PONS Pons HP40 SPA						
							Runs=3 Total laps=19 Full laps=14						
1	3'00.610	1'27.159	26.384	39.090	27.977	174.2							
2	1'56.743	27.581	24.367	37.579	27.216	281.3							
3	1'56.022	27.476	24.305	37.286	26.955	279.1							
4	1'55.400	27.354	24.013	37.188	26.845	277.7							
5	2'02.265	28.346	26.936	39.905	27.078	280.5							
6	1'56.045	27.625	24.227	37.264	26.929	280.8							
7	1'55.560	27.489	24.153	37.128	26.790	278.6							
8	7'53.473 P	31.313				276.5							
9	2'23.470	37.833	25.857	46.263	33.517	125.5							
10	1'55.686	27.640	24.186	37.045	26.815	279.2							
11	1'55.572	27.484	24.174	37.059	26.855	278.5							
12	2'00.084	27.277	24.669	40.565	27.573	277.7							
13	1'55.424	27.724	24.036	36.895	26.769	275.0							
14	1'54.828	27.315	23.972	36.854	26.687	283.1							
15	3'19.139 P	27.812				282.3							
16	2'15.901	37.755	28.404	42.536	27.206	122.2							
17	1'54.800	27.300	23.927	36.999	26.574	278.0							
18	1'54.386	27.127	23.885	36.727	26.647	280.0							
19	1'54.046	27.051	23.756	36.648	26.591	283.6							

Fastest Lap: Alex MARQUEZ EG 0,0 Marc VDS SPA 1'52.229 26.645 23.357 35.894 26.333

These data/results cannot be reproduced, stored and/or transmitted in whole or in part by any manner of electronic, mechanical, photocopying, recording, broadcasting or otherwise now known or herein after developed without the previous express consent by the copyright owner, except for reproduction in daily press and regular printed publications on sale to the public within 60 days of the event related to those data/results and always provided that copyright symbol appears together as follows below.
© DORNA, 2017

Official MotoGP Timing by TISSOT
www.motogp.com

Mugello, Friday, June 02, 2017

Page 5 of 7



Free Practice Nr. 2

Moto2

Lap	Lap Time	T1	T2	T3	T4	Speed	Lap	Lap Time	T1	T2	T3	T4	Speed	
27th	5	Andrea LOCATELLI Italtrans Racing Team ITA					Runs=3 Total laps=17 Full laps=12	14	1'56.200	27.364	24.380	37.432	27.024	274.6
							15	3'16.350 P	29.371				271.0	
1	2'29.165	58.990	25.022	38.093	27.060	166.8	16	2'02.771	33.169	24.770	37.679	27.153	154.1	
2	1'55.551	27.907	23.910	37.008	26.726	279.7	17	1'55.358	27.467	24.127	36.762	27.002	274.8	
3	1'54.538	27.323	23.788	36.652	26.775	280.4	30th 37 Augusto FERNAND Speed Up Racing SPA							
4	1'54.143	27.200	23.786	36.550	26.607	276.7	Runs=2 Total laps=17 Full laps=14	1	2'56.005	1'25.071	25.409	38.046	27.479	164.7
5	2'01.011	30.624	26.580	36.946	26.861	280.4	2	1'57.030	27.798	24.531	37.378	27.323	273.7	
6	1'54.710	27.314	23.905	36.661	26.830	277.5	3	1'55.612	27.378	24.357	37.029	26.848	274.0	
7	11'08.817 P	27.349				274.1	4	1'55.479	27.295	24.245	36.994	26.945	277.2	
8	2'03.391	32.542	25.368	37.865	27.616	150.7	5	1'55.723	27.341	24.149	37.208	27.025	276.7	
9	1'54.597	27.339	23.990	36.584	26.684	277.2	6	2'07.330	27.353	26.526	43.155	30.296	275.1	
10	2'06.654	28.686	26.831	42.316	28.821	278.4	7	1'57.482	28.395	24.450	37.261	27.376	255.8	
11	1'54.404	27.373	23.822	36.536	26.673	270.6	8	1'55.904	27.490	24.310	37.132	26.972	272.6	
12	1'55.081	27.295	23.865	36.988	26.933	275.2	9	13'25.754 P	30.824	25.249	37.399	1'52.282	271.6	
13	1'55.223	27.246	24.013	37.106	26.858	278.7	10	2'11.362	34.462	25.062	43.567	28.271	132.1	
14	4'08.986 P	27.631				278.9	11	1'54.997	27.405	24.178	36.632	26.782	275.5	
15	2'00.507	32.282	24.292	37.045	26.888	170.5	12	1'54.608	27.042	24.124	36.590	26.852	276.9	
16	1'55.275	27.495	24.139	36.795	26.846	274.8	13	1'57.693	27.275	24.187	39.207	27.024	276.2	
17	1'55.096	27.389	24.207	36.656	26.844	276.0	14	1'54.713	27.299	23.940	36.677	26.797	276.8	
28th 2 Jesko RAFFIN Garage Plus Interwett SWI							Runs=3 Total laps=17 Full laps=12	15	1'54.697	27.514	24.072	36.503	26.608	272.5
1	2'28.396	58.503	25.076	37.460	27.357	172.8	16	2'01.375	28.988	24.889	40.367	27.131	275.0	
2	1'55.655	27.444	24.057	37.086	27.068	277.6	17	1'54.883	27.295	24.061	36.807	26.720	276.3	
3	1'58.172	28.507	24.326	37.404	27.935	281.1	31st 22 Federico FULIGNI Forward Junior Team ITA							
4	1'56.271	27.281	24.161	37.258	27.571	277.9	Runs=3 Total laps=15 Full laps=10	1	3'13.676	1'42.831	25.284	37.955	27.606	177.3
5	1'55.117	27.323	23.883	36.859	27.052	278.0	2	1'56.882	27.579	24.484	37.381	27.438	276.7	
6	9'35.976 P	27.286	24.000	37.040	8'07.650	275.8	3	1'56.196	27.358	24.329	37.323	27.186	277.9	
7	2'09.097	35.062	25.684	40.714	27.637	165.0	4	1'56.018	27.335	24.270	37.220	27.193	278.0	
8	1'55.686	27.410	24.135	36.971	27.170	276.6	5	1'56.212	27.385	24.275	37.308	27.244	276.7	
9	1'56.374	27.406	24.079	37.058	27.831	276.7	6	9'59.426 P	29.402				276.9	
10	1'57.144	27.400	24.171	38.313	27.260	275.0	7	2'07.921	34.469	25.221	37.661	30.570	149.7	
11	1'55.189	27.271	24.054	36.858	27.006	277.6	8	1'56.003	27.485	24.225	37.019	27.274	280.6	
12	6'40.996 P	27.368				276.6	9	1'55.626	27.271	24.204	37.071	27.080	278.7	
13	2'00.969	31.941	24.682	37.187	27.159	185.5	10	1'55.081	27.150	23.961	36.985	26.985	277.7	
14	1'55.365	27.429	24.139	36.816	26.981	274.5	11	9'20.479 P	27.152	24.045	38.054	7'51.228	277.7	
15	1'54.975	27.259	23.990	36.854	26.872	277.6	12	2'05.792	35.672	25.131	37.537	27.452	171.7	
16	1'54.626	27.206	23.800	36.745	26.875	281.6	13	1'55.879	27.423	24.291	37.104	27.061	276.7	
17	1'54.343	27.093	23.790	36.601	26.859	279.7	14	1'56.911	27.692	24.185	37.440	27.594	276.8	
29th 45 Tetsuta NAGASHIM Teluru SAG Team JPN							Runs=4 Total laps=17 Full laps=10	15	1'55.799	27.381	24.112	37.236	27.070	281.5
1	2'31.024	1'02.035	24.827	37.112	27.050	175.2	32nd 89 Khairul Idham PAWI IDEMITSU Honda Te MAL							
2	1'55.678	27.545	24.070	36.924	27.139	276.4	Runs=3 Total laps=18 Full laps=13	1	3'00.986	1'27.923	26.692	38.809	27.562	153.2
3	1'54.844	27.290	23.902	36.633	27.019	275.5	2	1'57.484	27.681	24.558	37.636	27.609	281.3	
4	1'56.912	28.779	24.151	36.907	27.075	273.8	3	1'56.382	27.752	24.111	37.219	27.300	280.1	
5	6'23.803 P	27.553				267.4	4	1'55.663	27.525	24.004	36.976	27.158	280.0	
6	2'02.548	34.052	24.953	36.811	26.732	169.0	5	2'01.322	27.452	28.477	38.356	27.037	280.9	
7	1'54.378	27.247	23.940	36.512	26.679	274.6	6	1'55.669	27.482	24.044	37.182	26.961	280.7	
8	1'54.976	27.351	23.960	36.714	26.951	273.2	7	7'07.756 P	27.443				279.9	
9	1'57.877	29.799	24.351	36.676	27.051	273.3	8	2'14.983	37.957	27.896	41.007	28.123	158.3	
10	1'55.309	27.402	24.077	36.724	27.106	275.2	9	1'57.716	27.806	24.486	37.842	27.582	275.4	
11	8'12.796 P	29.401				274.3	10	1'56.358	27.535	24.158	37.265	27.400	276.7	
12	2'05.539	35.830	25.085	37.345	27.279	145.6	11	4'20.150 P	31.306				276.4	
13	2'00.110	27.261	24.477	41.254	27.118	275.8	Fastest Lap: Alex MARQUEZ EG 0,0 Marc VDS SPA 1'52.229 26.645 23.357 35.894 26.333							

These data/results cannot be reproduced, stored and/or transmitted in whole or in part by any manner of electronic, mechanical, photocopying, recording, broadcasting or otherwise now known or herein after developed without the previous express consent by the copyright owner, except for reproduction in daily press and regular printed publications on sale to the public within 60 days of the event related to those data/results and always provided that copyright symbol appears together as follows below.
© DORNA, 2017

Free Practice Nr. 2

Moto2

Lap	Lap Time	T1	T2	T3	T4	Speed	Lap	Lap Time	T1	T2	T3	T4	Speed
12	2'22.653	37.870	29.958	44.797	30.028	118.9							
13	1'56.156	27.594	24.273	37.062	27.227	278.4							
14	1'59.644	30.296	24.142	37.927	27.279	280.0							
15	2'24.823	33.197	24.423	41.180	46.023	277.6							
16	2'40.305	1'00.427	29.000	41.385	29.493	278.2							
17	2'00.199	27.825	24.937	40.444	26.993	278.2							
18	1'55.101	27.405	23.940	36.914	26.842	280.8							

33rd **6** **Tarran MACKENZIE** Kiefer Racing GBR
 Runs=2 Total laps=17 Full laps=14

1	2'38.580	1'06.159	25.640	39.363	27.418	140.9							
2	1'56.615	27.646	24.324	37.467	27.178	273.5							
3	1'57.088	27.838	24.246	37.559	27.445	266.3							
4	1'56.934	27.766	24.301	37.649	27.218	274.8							
5	1'56.464	27.489	24.176	37.454	27.345	279.5							
6	1'56.717	27.579	24.212	37.727	27.199	275.6							
7	13'28.348 P	32.905				276.2							
8	2'18.082	42.606	27.181	40.517	27.778	94.5							
9	1'56.085	27.635	24.222	37.236	26.992	272.1							
10	2'02.715	27.555	25.081	37.391	32.688	273.6							
11	1'55.927	27.599	24.188	37.209	26.931	272.1							
12	1'55.570	27.285	24.182	37.058	27.045	277.9							
13	1'55.844	27.407	24.179	37.177	27.081	276.0							
14	1'55.999	27.689	24.108	37.163	27.039	273.9							
15	1'55.682	27.622	24.147	36.992	26.921	273.4							
16	2'02.629	30.224	24.671	40.748	26.986	274.1							
17	1'55.882	27.602	24.241	37.101	26.938	277.9							

Fastest Lap: Alex MARQUEZ EG 0,0 Marc VDS SPA **1'52.229** 26.645 23.357 35.894 26.333

These data/results cannot be reproduced, stored and/or transmitted in whole or in part by any manner of electronic, mechanical, photocopying, recording, broadcasting or otherwise now known or herein after developed without the previous express consent by the copyright owner, except for reproduction in daily press and regular printed publications on sale to the public within 60 days of the event related to those data/results and always provided that copyright symbol appears together as follows below.
 © DORNA, 2017

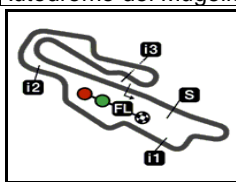
Official MotoGP Timing by TISSOT
 www.motogp.com

Mugello, Friday, June 02, 2017

Page 7 of 7

moto2





5245 m.

GRAN PREMIO D'ITALIA OAKLEY

Free Practice Nr. 2

Best Partial Times

Moto2™

IT Ideal Lap Time, sum of the best partial times

BT Best Lap Time

T1		T2		T3		T4				IT	BT	
Pos	Rider	Time	Rider	Time	Rider	Time	Rider	Time	Pos	Rider	IT	BT
1	A.MARQUEZ	26.645	T.NAKAGAMI	23.340	T.NAKAGAMI	35.826	T.NAKAGAMI	26.211	1	T.NAKAGAMI	1'52.181	1'52.329 (2)
2	T.LUTHI	26.731	A.MARQUEZ	23.357	A.MARQUEZ	35.894	M.PASINI	26.267	2	A.MARQUEZ	1'52.229	1'52.229 (1)
3	M.PASINI	26.749	S.CORSI	23.418	F.BAGNAIA	35.961	F.MORBIDELLI	26.287	3	M.PASINI	1'52.557	1'52.753 (4)
4	Y.HERNANDEZ	26.754	M.PASINI	23.419	L.MARINI	36.015	S.CORSI	26.320	4	S.CORSI	1'52.562	1'52.627 (3)
5	S.CORSI	26.790	Y.HERNANDEZ	23.476	S.CORSI	36.034	B.BINDER	26.331	5	F.BAGNAIA	1'52.708	1'52.852 (5)
6	T.NAKAGAMI	26.804	R.GARDNER	23.487	L.BALDASSARRI	36.101	A.MARQUEZ	26.333	6	F.MORBIDELLI	1'52.770	1'52.899 (6)
7	I.VIÑALES	26.809	F.MORBIDELLI	23.521	M.OLIVEIRA	36.101	T.LUTHI	26.343	7	Y.HERNANDEZ	1'52.873	1'53.147 (13)
8	M.SCHROTTER	26.814	M.SCHROTTER	23.528	Y.HERNANDEZ	36.105	F.BAGNAIA	26.377	8	M.OLIVEIRA	1'52.921	1'52.978 (8)
9	F.BAGNAIA	26.827	B.BINDER	23.535	M.PASINI	36.122	M.OLIVEIRA	26.382	9	B.BINDER	1'52.932	1'52.932 (7)
10	X.VIERGE	26.827	F.BAGNAIA	23.543	F.MORBIDELLI	36.132	L.BALDASSARRI	26.433	10	T.LUTHI	1'52.940	1'53.013 (9)
11	F.MORBIDELLI	26.830	L.MARINI	23.559	R.GARDNER	36.144	R.GARDNER	26.446	11	R.GARDNER	1'52.960	1'53.339 (14)
12	M.OLIVEIRA	26.854	S.MANZI	23.559	F.QUARTARARO	36.167	H.SYHRIN	26.452	12	L.MARINI	1'53.011	1'53.071 (11)
13	F.QUARTARARO	26.857	F.QUARTARARO	23.563	I.VIÑALES	36.195	X.VIERGE	26.453	13	L.BALDASSAR	1'53.033	1'53.033 (10)
14	B.BINDER	26.863	M.OLIVEIRA	23.584	B.BINDER	36.203	M.SCHROTTER	26.486	14	F.QUARTARAR	1'53.101	1'53.101 (12)
15	L.MARINI	26.865	T.LUTHI	23.590	A.PONS	36.211	A.PONS	26.497	15	M.SCHROTTE	1'53.143	1'53.374 (15)
16	L.BALDASSARRI	26.873	J.NAVARRO	23.601	S.CORTESE	36.212	F.QUARTARARO	26.514	16	X.VIERGE	1'53.205	1'53.467 (17)
17	R.GARDNER	26.883	L.BALDASSARRI	23.626	X.VIERGE	36.262	S.CORTESE	26.524	17	I.VIÑALES	1'53.363	1'53.491 (18)
18	H.SYHRIN	26.912	X.SIMEON	23.638	T.LUTHI	36.276	Y.HERNANDEZ	26.538	18	A.PONS	1'53.368	1'53.417 (16)
19	D.KENT	26.923	H.SYHRIN	23.648	M.SCHROTTER	36.315	J.NAVARRO	26.541	19	H.SYHRIN	1'53.401	1'53.527 (19)
20	J.NAVARRO	26.950	D.KENT	23.654	J.NAVARRO	36.387	L.MARINI	26.572	20	J.NAVARRO	1'53.479	1'53.597 (20)
21	A.PONS	26.965	X.VIERGE	23.663	H.SYHRIN	36.389	E.PONS	26.574	21	S.CORTESE	1'53.537	1'53.702 (21)
22	D.AEGERTER	26.991	D.AEGERTER	23.694	X.SIMEON	36.437	D.AEGERTER	26.600	22	X.SIMEON	1'53.707	1'53.825 (23)
23	S.CORTESE	27.019	A.PONS	23.695	D.KENT	36.495	X.SIMEON	26.602	23	D.KENT	1'53.740	1'53.767 (22)
24	X.SIMEON	27.030	I.VIÑALES	23.708	A.FERNANDEZ	36.503	A.LOCATELLI	26.607	24	D.AEGERTER	1'53.851	1'53.851 (24)

These data/results cannot be reproduced, stored and/or transmitted in whole or in part by any manner of electronic, mechanical, photocopying, recording, broadcasting or otherwise now known or herein after developed without the previous express consent by the copyright owner, except for reproduction in daily press and regular printed publications on sale to the public within 60 days of the event related to those data/results and always provided that copyright symbol appears together as follows below.

© DORNA, 2017

Official MotoGP Timing by TISSOT
www.motogp.com

moto2™





5245 m.

GRAN PREMIO D'ITALIA OAKLEY

Free Practice Nr. 2

Best Partial Times

IT Ideal Lap Time, sum of the best partial times*BT* Best Lap Time

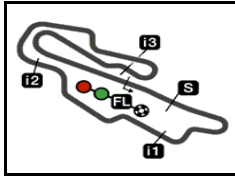
<i>T1</i>			<i>T2</i>			<i>T3</i>			<i>T4</i>				
<i>Pos</i>	<i>Rider</i>	<i>Time</i>	<i>Rider</i>	<i>Time</i>	<i>Rider</i>	<i>Time</i>	<i>Rider</i>	<i>Time</i>	<i>Pos</i>	<i>Rider</i>	<i>IT</i>	<i>BT</i>	
25	A.FERNANDEZ	27.042	E.PONS	23.756	T.NAGASHIMA	36.512	A.FERNANDEZ	26.608	25	S.MANZI	1'54.011	1'54.022 (25)	
26	E.PONS	27.051	S.CORTESE	23.782	A.LOCATELLI	36.536	I.VIÑALES	26.651	26	E.PONS	1'54.029	1'54.046 (26)	
27	J.RAFFIN	27.093	A.LOCATELLI	23.786	S.MANZI	36.539	D.KENT	26.668	27	A.FERNANDEZ	1'54.093	1'54.608 (30)	
28	F.FULIGNI	27.150	J.RAFFIN	23.790	D.AEGERTER	36.566	T.NAGASHIMA	26.679	28	A.LOCATELLI	1'54.129	1'54.143 (27)	
29	S.MANZI	27.177	T.NAGASHIMA	23.902	J.RAFFIN	36.601	S.MANZI	26.736	29	T.NAGASHIMA	1'54.340	1'54.378 (29)	
30	A.LOCATELLI	27.200	A.FERNANDEZ	23.940	E.PONS	36.648	K.PAWI	26.842	30	J.RAFFIN	1'54.343	1'54.343 (28)	
31	T.NAGASHIMA	27.247	K.PAWI	23.940	K.PAWI	36.914	J.RAFFIN	26.859	31	F.FULIGNI	1'55.081	1'55.081 (31)	
32	T.MACKENZIE	27.285	F.FULIGNI	23.961	F.FULIGNI	36.985	T.MACKENZIE	26.921	32	K.PAWI	1'55.101	1'55.101 (32)	
33	K.PAWI	27.405	T.MACKENZIE	24.108	T.MACKENZIE	36.992	F.FULIGNI	26.985	33	T.MACKENZIE	1'55.306	1'55.570 (33)	

These data/results cannot be reproduced, stored and/or transmitted in whole or in part by any manner of electronic, mechanical, photocopying, recording, broadcasting or otherwise now known or herein after developed without the previous express consent by the copyright owner, except for reproduction in daily press and regular printed publications on sale to the public within 60 days of the event related to those data/results and always provided that copyright symbol appears together as follows below.

© DORNA, 2017

Official MotoGP Timing by **TISSOT**
www.motogp.com






5245 m.

GRAN PREMIO D'ITALIA OAKLEY

Free Practice Nr. 2

Fastest Laps Sequence

<i>Practice Time</i>	 <i>Rider</i>	<i>Nation</i>	<i>Motorcycle</i>	<i>Time</i>	<i>Km/h</i>	<i>Rider's Lap</i>
3'56.370	73 Alex MARQUEZ	SPA	KALEX	1'53.204	166.7	2
5'48.965	73 Alex MARQUEZ	SPA	KALEX	1'52.595	167.6	3
7'41.194	73 Alex MARQUEZ	SPA	KALEX	1'52.229	168.2	4

These data/results cannot be reproduced, stored and/or transmitted in whole or in part by any manner of electronic, mechanical, photocopying, recording, broadcasting or otherwise now known or herein after developed without the previous express consent by the copyright owner, except for reproduction in daily press and regular printed publications on sale to the public within 60 days of the event related to those data/results and always provided that copyright symbol appears together as follows below.

© DORNA, 2017

Official MotoGP Timing by TISSOT
www.motogp.com

Mugello, Friday, June 02, 2017

