

5543 m.

SHELL MALAYSIA MOTORCYCLE GRAND PRIX

Free Practice Nr. 2

Classification

6

	Rider	Nation	Team	Motorcycle	Time	Lap Total	Gap	Top Speed
1	4 Andrea DOVIZIOSO	ITA	Ducati Team	DUCATI	2'11.640	7 16		305.6
2	93 Marc MARQUEZ	SPA	Repsol Honda Team	HONDA	2'12.166	9 16	0.526 0.526	307.6
3	99 Jorge LORENZO	SPA	Ducati Team	DUCATI	2'12.695	15 16	1.055 0.529	303.4
4	25 Maverick VIÑALES	SPA	Movistar Yamaha MotoGP	YAMAHA	2'12.878	17 18	1.238 0.183	302.0
5	9 Danilo PETRUCCI	ITA	OCTO Pramac Racing	DUCATI	2'13.048	15 16	1.408 0.170	303.7
6	46 Valentino ROSSI	ITA	Movistar Yamaha MotoGP	YAMAHA	2'13.071	16 16	1.431 0.023	297.9
7	19 Alvaro BAUTISTA	SPA	Pull&Bear Aspar Team	DUCATI	2'13.291	17 17	1.651 0.220	303.5
8	42 Alex RINS	SPA	Team SUZUKI ECSTAR	SUZUKI	2'13.416	17 18	1.776 0.125	305.3
9	29 Andrea IANNONE	ITA	Team SUZUKI ECSTAR	SUZUKI	2'13.483	13 17	1.843 0.067	293.0
10	22 Sam LOWES	GBR	Aprilia Racing Team Gresini	APRILIA	2'13.561	16 16	1.921 0.078	296.2
11	5 Johann ZARCO	FRA	Monster Yamaha Tech 3	YAMAHA	2'13.648	13 15	2.008 0.087	308.3
12	43 Jack MILLER	AUS	EG 0,0 Marc VDS	HONDA	2'13.740	14 17	2.100 0.092	305.6
13	17 Karel ABRAHAM	CZE	Pull&Bear Aspar Team	DUCATI	2'13.760	13 15	2.120 0.020	291.3
14	35 Cal CRUTCHLOW	GBR	LCR Honda	HONDA	2'13.872	16 16	2.232 0.112	291.6
15	45 Scott REDDING	GBR	OCTO Pramac Racing	DUCATI	2'14.281	9 14	2.641 0.409	292.6
16	44 Poi ESPARGARO	SPA	Red Bull KTM Factory Racing	KTM	2'14.287	16 16	2.647 0.006	295.1
17	38 Bradley SMITH	GBR	Red Bull KTM Factory Racing	KTM	2'14.543	14 16	2.903 0.256	293.9
18	26 Dani PEDROSA	SPA	Repsol Honda Team	HONDA	2'14.574	15 16	2.934 0.031	290.0
19	60 Michael VAN DER MARK	NED	Monster Yamaha Tech 3	YAMAHA	2'14.938	17 17	3.298 0.364	306.1
20	8 Hector BARBERA	SPA	Reale Avintia Racing	DUCATI	2'15.163	10 11	3.523 0.225	284.0
21	53 Tito RABAT	SPA	EG 0,0 Marc VDS	HONDA	2'16.280	12 16	4.640 1.117	301.6
22	76 Loris BAZ	FRA	Reale Avintia Racing	DUCATI	2'17.627	12 13	5.987 1.347	303.1

Practice condition: **Wet**

Air: 25°

Humidity: 95%

Ground: 27°

Fastest Lap:	Lap: 7	Andrea DOVIZIOSO	2'11.640	151.5 Km/h
Circuit Record Lap:	2015	Jorge LORENZO	2'00.606	165.4 Km/h
Circuit Best Lap:	2015	Dani PEDROSA	1'59.053	167.6 Km/h

The results are provisional until the end of the limit for protest and appeals.

Time limit for protest expires 30' after publication of the results - Time:

These data/results cannot be reproduced, stored and/or transmitted in whole or in part by any manner of electronic, mechanical, photocopying, recording, broadcasting or otherwise now known or herein after developed without the previous express consent by the copyright owner, except for reproduction in daily press and regular printed publications on sale to the public within 60 days of the event related to those data/results and always provided that copyright symbol appears together as follows below.

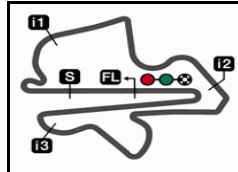
© DORNA, 2017

Official MotoGP Timing by TISSOT

www.motogp.com

Sepang, Friday, October 27, 2017






5543 m.

SHELL MALAYSIA MOTORCYCLE GRAND PRIX

Free Practice Nr. 2

Combined Free Practice Times

7

		Rider	Nation	Team	MOTORCYCLE	FP1	FP2	Gap
1	4	A.DOVIZIOSO	ITA	Ducati Team	DUCATI	2'00.671	10	2'11.640 7
2	19	A.BAUTISTA	SPA	Pull&Bear Aspar Team	DUCATI	2'00.742	17	2'13.291 17 0.071 0.071
3	5	J.ZARCO	FRA	Monster Yamaha Tech 3	YAMAHA	2'00.807	14	2'13.648 13 0.136 0.065
4	25	M.VIÑALES	SPA	Movistar Yamaha MotoGP	YAMAHA	2'00.903	10	2'12.878 17 0.232 0.096
5	93	M.MARQUEZ	SPA	Repsol Honda Team	HONDA	2'00.950	8	2'12.166 9 0.279 0.047
6	35	C.CRUTCHLOW	GBR	LCR Honda	HONDA	2'01.060	14	2'13.872 16 0.389 0.110
7	17	K.ABRAHAM	CZE	Pull&Bear Aspar Team	DUCATI	2'01.077	11	2'13.760 13 0.406 0.017
8	8	H.BARBERA	SPA	Reale Avintia Racing	DUCATI	2'01.147	14	2'15.163 10 0.476 0.070
9	26	D.PEDROSA	SPA	Repsol Honda Team	HONDA	2'01.162	8	2'14.574 15 0.491 0.015
10	99	J.LORENZO	SPA	Ducati Team	DUCATI	2'01.189	11	2'12.695 15 0.518 0.027
11	9	D.PETRUCCI	ITA	OCTO Pramac Racing	DUCATI	2'01.560	9	2'13.048 15 0.889 0.371
12	46	V.ROSSI	ITA	Movistar Yamaha MotoGP	YAMAHA	2'01.662	12	2'13.071 16 0.991 0.102
13	29	A.IANNONE	ITA	Team SUZUKI ECSTAR	SUZUKI	2'01.740	8	2'13.483 13 1.069 0.078
14	43	J.MILLER	AUS	EG 0,0 Marc VDS	HONDA	2'01.803	14	2'13.740 14 1.132 0.063
15	44	P.ESPARGARO	SPA	Red Bull KTM Factory Racing	KTM	2'01.831	13	2'14.287 16 1.160 0.028
16	76	L.BAZ	FRA	Reale Avintia Racing	DUCATI	2'02.416	10	2'17.627 12 1.745 0.585
17	38	B.SMITH	GBR	Red Bull KTM Factory Racing	KTM	2'02.469	10	2'14.543 14 1.798 0.053
18	45	S.REDDING	GBR	OCTO Pramac Racing	DUCATI	2'03.056	10	2'14.281 9 2.385 0.587
19	60	M.VAN DER MAR	NED	Monster Yamaha Tech 3	YAMAHA	2'03.473	7	2'14.938 17 2.802 0.417
20	53	T.RABAT	SPA	EG 0,0 Marc VDS	HONDA	2'03.531	10	2'16.280 12 2.860 0.058
21	22	S.LOWES	GBR	Aprilia Racing Team Gresini	APRILIA	2'03.534	12	2'13.561 16 2.863 0.003
22	42	A.RINS	SPA	Team SUZUKI ECSTAR	SUZUKI	2'04.381	13	2'13.416 17 3.710 0.847

Pole Position Record:	2015	Dani PEDROSA	1'59.053	167.6 Km/h
Circuit Record Lap:	2015	Jorge LORENZO	2'00.606	165.4 Km/h
Circuit Best Lap:	2015	Dani PEDROSA	1'59.053	167.6 Km/h

The results are provisional until the end of the limit for protest and appeals.

Time limit for protest expires 60' after publication of the results - Mr. Time:

These data/results cannot be reproduced, stored and/or transmitted in whole or in part by any manner of electronic, mechanical, photocopying, recording, broadcasting or otherwise now known or herein after developed without the previous express consent by the copyright owner, except for reproduction in daily press and regular printed publications on sale to the public within 60 days of the event related to those data/results and always provided that copyright symbol appears together as follows below.

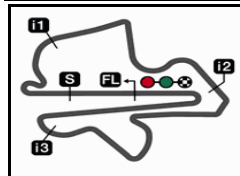
© DORNA, 2017

Official MotoGP Timing by TISSOT

www.motogp.com

Sepang, Friday, October 27, 2017





5543 m.

SHELL MALAYSIA MOTORCYCLE GRAND PRIX

Free Practice Nr. 2

Top Speed & Average

8



Rider	Nation	Motorcycle	Top 5 speeds					Average	Top
5 Johann ZARCO	FRA	YAMAHA	308.3	305.5	300.8	300.3	297.8	302.5	308.3
93 Marc MARQUEZ	SPA	HONDA	307.6	307.2	305.6	305.5	305.3	306.1	307.6
60 Michael VAN DER MARK	NED	YAMAHA	306.1	303.9	303.0	298.8	298.1	302.0	306.1
43 Jack MILLER	AUS	HONDA	305.6	302.6	302.4	301.8	300.5	302.6	305.6
4 Andrea DOVIZIOSO	ITA	DUCATI	305.6	300.4	299.9	299.0	298.5	300.7	305.6
42 Alex RINS	SPA	SUZUKI	305.3	301.8	301.7	301.6	300.4	302.2	305.3
9 Danilo PETRUCCI	ITA	DUCATI	303.7	303.7	299.0	296.9	296.3	299.9	303.7
19 Alvaro BAUTISTA	SPA	DUCATI	303.5	299.8	299.0	298.9	293.0	298.8	303.5
99 Jorge LORENZO	SPA	DUCATI	303.4	302.0	301.6	300.9	300.3	301.6	303.4
76 Loris BAZ	FRA	DUCATI	303.1	296.7	296.0	289.8	289.6	295.0	303.1
25 Maverick VIÑALES	SPA	YAMAHA	302.0	301.5	298.8	297.5	296.0	299.2	302.0
53 Tito RABAT	SPA	HONDA	301.6	300.8	296.7	295.2	294.8	297.8	301.6
46 Valentino ROSSI	ITA	YAMAHA	297.9	296.3	294.9	291.3	291.1	294.3	297.9
22 Sam LOWES	GBR	APRILIA	296.2	295.4	295.0	292.6	292.2	294.3	296.2
44 Pol ESPARGARO	SPA	KTM	295.1	294.6	292.8	292.7	285.4	292.1	295.1
38 Bradley SMITH	GBR	KTM	293.9	288.4	284.6	284.2	284.0	287.0	293.9
29 Andrea IANNONE	ITA	SUZUKI	293.0	292.4	288.9	287.3	287.2	289.8	293.0
45 Scott REDDING	GBR	DUCATI	292.6	289.3	288.6	287.3	286.2	288.8	292.6
35 Cal CRUTCHLOW	GBR	HONDA	291.6	290.9	290.7	290.0	289.2	290.5	291.6
17 Karel ABRAHAM	CZE	DUCATI	291.3	290.7	289.2	287.8	286.3	289.1	291.3
26 Dani PEDROSA	SPA	HONDA	290.0	285.8	285.7	283.3	282.2	285.4	290.0
8 Hector BARBERA	SPA	DUCATI	284.0	281.9	280.8	275.7	275.4	279.6	284.0

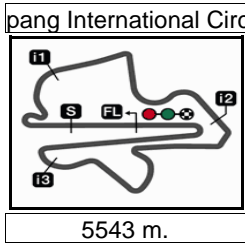
These data/results cannot be reproduced, stored and/or transmitted in whole or in part by any manner of electronic, mechanical, photocopying, recording, broadcasting or otherwise now known or herein after developed without the previous express consent by the copyright owner, except for reproduction in daily press and regular printed publications on sale to the public within 60 days of the event related to those data/results and always provided that copyright symbol appears together as follows below.

© DORNA, 2017

Official MotoGP Timing by TISSOT
www.motogp.com



Sepang, Friday, October 27, 2017



Results and timing service provided by **TISSOT**

MotoGP™

SHELL MALAYSIA MOTORCYCLE GRAND PRIX

Free Practice Nr. 2

Chronological Analysis of Performances

9

* Lap / Sector time cancelled T1 Time from finish line to 1st intermediate T3 Time from 2nd intermed. to 3rd intermed.
P Crossing the finish line in pit lane T2 Time from 1st intermed. to 2nd intermed. T4 Time from 3rd intermediate to finish line

Lap	Lap Time	T1	T2	T3	T4	Speed	Lap	Lap Time	T1	T2	T3	T4	Speed
1st 4 Andrea DOVIZIOSO Ducati Team ITA							Runs=2 Total laps=16 Full laps=12						
Run # 1 Front Tyre Wet-Medium Rear Tyre Wet-Medium							Run # 2 Front Tyre Wet-Medium Rear Tyre Wet-Medium						
1	3'19.629	31.984	36.743	47.158	35.302		5	7'07.814	27.114	31.908	43.347	33.479	
2	2'21.572	29.093	32.684	45.625	34.170	279.6	6	2'15.213	28.031	31.261	42.659	33.262	294.8
3	2'15.753	28.090	31.450	42.726	33.487	289.4	7	2'14.420	27.719	31.040	42.543	33.118	299.0
4	2'14.167	27.558	30.994	42.555	33.060	294.4	8	2'13.648	27.855	30.729	42.160	32.904	301.6
5	2'13.246	27.519	30.764	42.001	32.962	299.0	9	2'13.790	27.492	30.686	42.674	32.938	297.4
6	2'13.555	27.546	30.554	41.989	33.466	290.5	10	2'13.341	27.475	30.914	41.954	32.998	299.5
7	2'11.640	27.239	30.314	41.402	32.685	299.9	11	1'09.523 P	27.691				297.8
8	1'11.647 P	28.470				289.6	Run # 3 Front Tyre Wet-Medium Rear Tyre Wet-Medium						
Run # 2 Front Tyre Wet-Medium Rear Tyre Wet-Medium							12	10'14.051	26.333	31.252	42.393	32.860	
9	13'22.697	30.195	33.135	43.949	33.966		13	2'13.533	27.657	30.919	42.106	32.851	303.4
10	2'16.789	29.993	30.954	42.361	33.481	226.1	14	2'12.742	27.421	30.626	41.984	32.711	300.9
11	2'16.477	27.745	30.580	45.062	33.090	300.4	15	2'12.695	27.467	30.573	41.867	32.788	300.3
12	2'20.299	31.502	32.864	42.841	33.092	305.6	16	2'12.734	27.420	30.644	42.031	32.639	302.0
13	2'12.940	27.274	30.330	42.253	33.083	297.5	4th 25 Maverick VIÑALES Movistar Yamaha Mot SPA						
14	2'12.118	27.068	30.341	41.848	32.861	298.5	Runs=3 Total laps=18 Full laps=13						
15	2'11.939	27.172	30.408	41.532	32.827	297.6	Run # 1 Front Tyre Wet-Medium Rear Tyre Wet-Medium						
16	1'16.571 P	31.589				237.3	1	2'40.101	29.675	34.794	45.843	34.621	
2nd 93 Marc MARQUEZ Repsol Honda Team SPA							2	2'18.557	28.897	31.991	43.683	33.986	264.6
Runs=2 Total laps=16 Full laps=13							3	2'22.123	29.095	31.766	42.905	38.357	287.3
Run # 1 Front Tyre Wet-Medium Rear Tyre Wet-Medium							4	1'21.248 P	37.159				146.5
1	2'36.592	29.838	34.759	45.431	34.504		Run # 2 Front Tyre Wet-Medium Rear Tyre Wet-Medium						
2	2'17.289	28.416	31.805	43.363	33.705	283.7	5	6'36.794	28.014	31.913	43.845	33.741	
3	2'15.535	28.396	31.535	42.532	33.072	275.0	6	2'16.276	28.357	31.044	43.193	33.682	290.5
4	2'13.999	27.754	30.983	42.212	33.050	297.9	7	2'14.758	28.120	31.036	42.165	33.437	290.7
5	2'13.877	27.771	30.955	42.345	32.806	291.8	8	2'14.177	27.965	30.713	42.175	33.324	298.8
6	2'12.471	27.393	30.590	41.692	32.796	301.0	9	1'09.428 P	27.864				302.0
7	2'12.171	27.425	30.501	41.594	32.651	305.6	Run # 3 Front Tyre Wet-Medium Rear Tyre Wet-Medium						
8	2'12.527	27.599	30.682	41.588	32.658	305.5	10	5'56.938	28.487	31.586	43.081	33.314	
9	2'12.166	27.388	30.618	41.603	32.557	305.3	11	2'15.004	27.961	30.853	42.798	33.392	294.5
10	1'13.801 P	29.070				278.7	12	2'13.523	27.728	30.689	41.874	33.232	294.1
Run # 2 Front Tyre Wet-Medium Rear Tyre Wet-Medium							13	2'15.826	28.301	31.037	43.279	33.209	301.5
11	12'53.390	28.799	33.320	43.890	33.002		14	2'13.256	27.690	30.595	41.861	33.110	296.0
12	2'13.743	27.573	31.012	42.255	32.903	301.3	15	2'13.024	27.587	30.443	41.985	33.009	294.6
13	2'13.339	27.332	30.692	41.809	33.506	305.3	16	2'14.428	27.607	31.165	42.115	33.541	297.5
14	2'12.573	27.372	30.643	41.740	32.818	307.6	17	2'12.878	27.656	30.467	41.719	33.036	289.3
15	2'12.714	27.534	30.642	41.766	32.772	307.2	18	2'15.764	28.009	30.513	43.515	33.727	273.0
16	2'12.485	27.302	30.776	41.665	32.742	301.7	3rd 99 Jorge LORENZO Ducati Team SPA						
Runs=3 Total laps=16 Full laps=11							Run # 1 Front Tyre Wet-Medium Rear Tyre Wet-Medium						

Fastest Lap: Andrea DOVIZIOSO Ducati Team ITA **2'11.640** 27.239 30.314 41.402 32.685

These data/results cannot be reproduced, stored and/or transmitted in whole or in part by any manner of electronic, mechanical, photocopying, recording, broadcasting or otherwise now known or herein after developed without the previous express consent by the copyright owner, except for reproduction in daily press and regular printed publications on sale to the public within 60 days of the event related to those data/results and always provided that copyright symbol appears together as follows below.
© DORNA, 2017



Free Practice Nr. 2

MotoGP

Lap	Lap Time	T1	T2	T3	T4	Speed	Lap	Lap Time	T1	T2	T3	T4	Speed	
5th	9	Danilo PETRUCCI OCTO Pramac Racin ITA					9	2'14.104	27.819	30.846	42.275	33.164		290.9
		Runs=2 Total laps=16 Full laps=13					10	1'14.321 P	29.587					282.6
Run #	1	Front Tyre	Wet-Medium	Rear Tyre	Wet-Medium		Run #	2	Front Tyre	Wet-Medium	Rear Tyre	Wet-Medium		
1	2'57.094	29.491	35.001	44.848	34.825		11	9'59.657	28.312	31.822	43.032	33.748		
2	2'17.857	28.477	32.368	43.299	33.713	295.0	12	2'14.900	27.981	31.215	42.432	33.272	283.9	
3	2'17.112	28.461	31.771	43.488	33.392	296.2	13	2'14.468	27.906	30.898	42.435	33.229	293.0	
4	2'14.959	27.901	31.400	42.338	33.320	279.5	14	2'14.250	28.057	31.035	42.175	32.983	299.8	
5	2'14.738	27.802	31.305	42.457	33.174	295.2	15	2'13.716	27.631	30.861	42.054	33.170	298.9	
6	2'14.528	28.079	31.122	42.199	33.128	281.2	16	2'13.915	27.560	31.116	42.094	33.145	303.5	
7	2'13.782	27.662	31.028	42.032	33.060	295.7	17	2'13.291	27.514	30.781	41.902	33.094	299.0	
8	2'14.175	27.577	31.280	42.243	33.075	289.0								
9	2'17.886 P	27.648	31.145	42.169	36.924	290.2								
Run #	2	Front Tyre	Wet-Medium	Rear Tyre	Wet-Medium		Run #	1	Front Tyre	Wet-Medium	Rear Tyre	Wet-Medium		
10	11'54.803	27.825	31.686	42.994	33.200		1	2'28.973	28.472	33.166	45.353	34.812		
11	2'13.784	27.622	31.058	41.995	33.109	303.7	2	2'19.699	28.775	32.220	44.421	34.283	289.5	
12	2'13.478	27.479	31.026	41.890	33.083	296.9	3	2'17.554	28.951	31.868	42.800	33.935	276.3	
13	2'13.620	27.388	31.021	42.120	33.091	299.0	4	2'16.578	28.116	31.524	42.870	34.068	296.1	
14	2'26.180	30.029	32.543	47.579	36.029	303.7	5	2'15.483	28.742	31.304	42.314	33.123	301.8	
15	2'13.048	27.436	30.856	41.756	33.000	296.3	6	2'13.917	27.747	31.040	41.850	33.280	289.4	
16	2'13.242	27.362	30.778	41.916	33.186	291.1	7	2'20.691	32.012	31.705	42.798	34.176	305.3	
							8	2'20.542 P	27.791	31.560	43.625	37.566	301.6	
6th	46	Valentino ROSSI Movistar Yamaha Mot ITA												
		Runs=3 Total laps=16 Full laps=11					Run #	2	Front Tyre	Wet-Medium	Rear Tyre	Wet-Medium		
1	2'57.852	30.621	35.627	45.417	34.562		9	8'01.612	28.565	33.562	44.068	34.104		
2	2'17.697	28.794	32.164	43.208	33.531	261.3	10	2'16.160	28.329	31.836	42.450	33.545	296.2	
3	2'16.156	28.155	31.722	43.015	33.264	282.0	11	2'14.673	27.953	31.249	42.159	33.312	291.5	
4	2'14.954	27.897	31.317	42.569	33.171	290.1	12	2'13.877	27.703	31.043	41.820	33.311	300.3	
5	2'14.973	27.884	31.207	42.670	33.212	296.3	13	2'14.281	27.626	30.885	42.453	33.317	300.0	
6	2'16.095	28.167	32.063	42.589	33.276	287.2	14	2'13.800	27.694	30.926	41.954	33.226	299.4	
7	2'14.038	27.732	31.011	42.385	32.910	290.4	15	2'13.784	27.631	30.983	41.837	33.333	301.7	
8	1'10.458 P	29.282				272.4	16	2'28.114	34.709	33.522	46.211	33.672	299.5	
Run #	3	Front Tyre	Wet-Medium	Rear Tyre	Wet-Medium		17	2'13.416	27.531	30.892	41.711	33.282	294.5	
9	8'08.800	28.515	32.851	43.617	33.435		18	2'15.204	27.546	30.663	42.392	34.603	300.4	
10	2'15.475	28.015	31.590	42.560	33.310	290.2								
11	2'18.561 P	28.025	31.343	42.412	36.781	291.3								
Run #	3	Front Tyre	Wet-Medium	Rear Tyre	Wet-Medium		9th	29	Andrea IANNONE Team SUZUKI ECST ITA					
12	7'04.969	29.067	32.624	42.968	33.127									
13	2'14.312	27.881	31.354	41.856	33.221	291.1								
14	2'14.102	27.970	31.082	42.034	33.016	282.4								
15	2'13.353	27.694	30.866	41.908	32.885	294.9								
16	2'13.071	27.665	30.829	41.657	32.920	297.9								
7th	19	Alvaro BAUTISTA Pull&Bear Aspar Tea SPA												
		Runs=2 Total laps=17 Full laps=14					Run #	2	Front Tyre	Wet-Medium	Rear Tyre	Wet-Medium		
1	2'47.406	29.902	34.402	45.487	34.949		9	9'09.622	27.056	32.199	43.040	33.437		
2	2'19.758	29.007	32.399	44.106	34.246	276.5	10	2'15.479	28.164	31.375	42.614	33.326	286.5	
3	2'17.325	28.418	31.714	43.325	33.868	277.4	11	2'14.875	28.078	31.050	42.245	33.502	282.5	
4	2'15.807	28.399	31.204	42.666	33.538	274.5	12	2'14.025	27.777	31.102	42.108	33.038	293.0	
5	2'14.967	28.064	31.138	42.349	33.416	286.7	13	2'13.483	27.755	30.961	41.838	32.929	287.2	
6	2'15.832	28.269	31.274	42.645	33.644	274.6	14	2'17.969	27.668	30.652	46.167	33.482	292.4	
7	2'14.604	27.855	31.191	42.148	33.410	282.8	15	2'13.743	27.827	31.035	41.850	33.031	276.7	
8	2'14.807	27.869	30.793	42.829	33.316	282.4	16	1'12.903 P	29.728				287.3	

Fastest Lap: Andrea DOVIZIOSO Ducati Team ITA **2'11.640** 27.239 30.314 41.402 32.685

These data/results cannot be reproduced, stored and/or transmitted in whole or in part by any manner of electronic, mechanical, photocopying, recording, broadcasting or otherwise now known or herein after developed without the previous express consent by the copyright owner, except for reproduction in daily press and regular printed publications on sale to the public within 60 days of the event related to those data/results and always provided that copyright symbol appears together as follows below.

© DORNA, 2017

Official MotoGP Timing by TISSOT
www.motogp.com

Sepang, Friday, October 27, 2017

Page 2 of 5



Free Practice Nr. 2

MotoGP

Lap	Lap Time	T1	T2	T3	T4	Speed	Lap	Lap Time	T1	T2	T3	T4	Speed
10th 22 Sam LOWES Aprilia Racing Team GBR Runs=2 Total laps=16 Full laps=13							Run # 2 Front Tyre Wet-Medium Rear Tyre Wet-Medium						
17	3'01.222	31.836	35.448	47.905	34.474		7	2'14.119	27.824	31.148	42.159	32.988	300.5
1	3'02.632	29.967	34.008	45.984	34.534		8	2'14.163	27.699	31.269	42.029	33.166	302.4
2	2'18.368	29.017	32.013	43.507	33.831	263.4	9	1'10.053 P	28.029				283.3
3	2'16.677	28.513	31.500	43.065	33.599	263.8	10	10'50.598	32.615	32.553	44.062	33.352	
4	2'15.523	28.166	31.355	42.594	33.408	279.7	11	2'19.736	27.942	31.088	47.058	33.648	298.8
5	2'14.819	28.262	30.932	42.273	33.352	288.7	12	2'13.766	27.744	31.210	41.843	32.969	287.9
6	2'15.644	28.160	31.118	42.925	33.441	295.4	13	2'17.407	28.335	31.849	43.516	33.707	302.6
7	2'14.076	27.791	30.840	42.258	33.187	292.6	14	2'13.740	27.724	30.894	42.037	33.085	301.8
8	2'14.113	27.791	30.879	42.219	33.224	291.4	15	2'17.022	30.129	30.993	42.518	33.382	305.6
9	2'14.021	27.869	30.780	42.036	33.336	288.3	16	2'14.162	27.792	31.091	42.022	33.257	293.6
10	1'13.292 P	29.122				286.9	17	2'13.937	27.636	31.081	42.057	33.163	294.6
11th 5 Johann ZARCO Monster Yamaha Tec FRA Runs=3 Total laps=15 Full laps=9							Run # 1 Front Tyre Wet-Medium Rear Tyre Wet-Medium						
11	11'45.458	29.309	32.176	44.027	33.558		1	2'36.902	29.569	34.839	46.800	35.203	
12	2'15.634	28.212	31.213	42.809	33.400	288.9	2	2'22.056	29.781	32.698	44.726	34.851	262.7
13	2'15.202	28.027	30.949	42.746	33.480	285.5	3	2'18.729	28.915	31.919	43.118	34.777	273.4
14	2'14.752	27.905	31.124	42.494	33.229	295.0	4	2'18.919	28.399	32.032	43.814	34.674	287.8
15	2'13.879	27.861	30.864	42.122	33.032	292.2	5	2'17.627	28.403	31.729	42.881	34.614	269.6
16	2'13.561	27.826	30.662	42.198	32.875	296.2	6	2'15.577	27.992	31.693	42.388	33.504	282.3
13th 17 Karel ABRAHAM Pull&Bear Aspar Tea CZE Runs=2 Total laps=15 Full laps=12							Run # 2 Front Tyre Wet-Medium Rear Tyre Wet-Medium						
1	1'12.841 P	29.707				272.4	9	15'20.608	29.125	34.230	46.842	43.427	
2	2'16.131	28.394	31.546	42.691	33.500	274.9	10	2'16.131	28.394	31.546	42.691	33.500	274.9
3	2'17.420	27.788	31.331	44.708	33.593	286.3	11	2'17.420	27.788	31.331	44.708	33.593	286.3
4	2'14.937	27.928	31.299	42.120	33.590	283.8	12	2'14.937	27.928	31.299	42.120	33.590	283.8
5	2'13.760	27.838	30.806	41.860	33.256	289.2	13	2'13.760	27.838	30.806	41.860	33.256	289.2
6	2'14.068	27.830	31.011	41.964	33.263	290.7	14	2'14.068	27.830	31.011	41.964	33.263	290.7
7	2'13.924	27.603	31.065	41.919	33.337	291.3	15	2'13.924	27.603	31.065	41.919	33.337	291.3
14th 35 Cal CRUTCHLOW LCR Honda GBR Runs=3 Total laps=16 Full laps=11							Run # 1 Front Tyre Wet-Medium Rear Tyre Wet-Medium						
1	3'06.254	30.327	35.498	47.161	35.565		1	3'06.254	30.327	35.498	47.161	35.565	
2	2'21.549	29.788	33.021	44.180	34.560	268.2	2	2'21.549	29.788	33.021	44.180	34.560	268.2
3	2'19.265	29.095	32.327	43.770	34.073	279.3	3	2'19.265	29.095	32.327	43.770	34.073	279.3
4	2'29.036	29.149	40.730	44.735	34.422	282.3	4	2'29.036	29.149	40.730	44.735	34.422	282.3
5	2'18.610	28.896	32.062	43.653	33.999	275.9	5	2'18.610	28.896	32.062	43.653	33.999	275.9
6	2'17.754	28.850	31.670	43.282	33.952	290.0	6	2'17.754	28.850	31.670	43.282	33.952	290.0
7	1'14.144 P	31.386				281.2	7	1'14.144 P	31.386				281.2
8	10'15.135	29.480	33.763	44.771	34.544		8	10'15.135	29.480	33.763	44.771	34.544	
9	2'17.772	28.742	31.820	43.330	33.880	289.2	9	2'17.772	28.742	31.820	43.330	33.880	289.2
10	2'16.143	28.482	31.382	42.744	33.535	291.6	10	2'16.143	28.482	31.382	42.744	33.535	291.6
11	2'15.689	28.293	31.264	42.668	33.464	290.9	11	2'15.689	28.293	31.264	42.668	33.464	290.9
12	2'15.575	28.166	31.304	42.571	33.534	287.3	12	2'15.575	28.166	31.304	42.571	33.534	287.3
13	1'12.422 P	29.703				286.7	13	1'12.422 P	29.703				286.7
14	4'56.732	28.062	32.794	43.738	33.642		14	4'56.732	28.062	32.794	43.738	33.642	
15	2'15.329	28.322	31.269	42.340	33.398	284.6	15	2'15.329	28.322	31.269	42.340	33.398	284.6
16	2'13.872	27.944	30.834	41.943	33.151	290.7	16	2'13.872	27.944	30.834	41.943	33.151	290.7
12th 43 Jack MILLER EG 0,0 Marc VDS AUS Runs=2 Total laps=17 Full laps=14							Run # 3 Front Tyre Wet-Medium Rear Tyre Wet-Medium						
1	2'48.039	29.124	33.949	44.581	34.093		14	4'56.732	28.062	32.794	43.738	33.642	
2	2'18.406	29.042	32.407	43.576	33.381	296.4	15	2'15.329	28.322	31.269	42.340	33.398	284.6
3	2'16.213	28.416	31.610	42.764	33.423	291.1	16	2'13.872	27.944	30.834	41.943	33.151	290.7
4	2'15.102	28.161	31.241	42.474	33.226	291.1	1	2'48.039	29.124	33.949	44.581	34.093	
5	2'15.807	28.215	31.577	42.345	33.670	273.5	2	2'18.406	29.042	32.407	43.576	33.381	296.4
6	2'15.559	28.233	31.733	42.558	33.035	297.1	3	2'16.213	28.416	31.610	42.764	33.423	291.1

Fastest Lap: Andrea DOVIZIOSO Ducati Team ITA 2'11.640 27.239 30.314 41.402 32.685

These data/results cannot be reproduced, stored and/or transmitted in whole or in part by any manner of electronic, mechanical, photocopying, recording, broadcasting or otherwise now known or herein after developed without the previous express consent by the copyright owner, except for reproduction in daily press and regular printed publications on sale to the public within 60 days of the event related to those data/results and always provided that copyright symbol appears together as follows below.
© DORNA, 2017

Official MotoGP Timing by TISSOT
www.motogp.com

Sepang, Friday, October 27, 2017

Page 3 of 5



Free Practice Nr. 2

MotoGP

Lap	Lap Time	T1	T2	T3	T4	Speed	Lap	Lap Time	T1	T2	T3	T4	Speed	
15th	45	Scott REDDING OCTO Pramac Racin GBR					9	2'16.670	28.362	31.759	43.040	33.509		282.7
		Runs=3	Total laps=14	Full laps=9		10	1'11.354	P	29.166					274.3
	Run # 1	Front Tyre	Wet-Medium	Rear Tyre		Wet-Medium								
1	3'46.190	30.412	34.309	45.251	35.129									
2	2'19.295	29.128	32.173	43.762	34.232	280.5								
3	2'16.135	28.128	31.567	42.743	33.697	284.9								
4	2'15.402	27.995	31.185	42.541	33.681	288.6								
5	2'15.007	27.958	31.162	42.430	33.457	285.0								
6	1'14.262	P	30.187			282.1								
	Run # 2	Front Tyre	Wet-Medium	Rear Tyre		Wet-Medium								
7	10'48.637	29.634	32.581	43.534	34.383									
8	2'15.707	28.149	31.483	42.739	33.336	285.4								
9	2'14.281	27.771	30.998	42.183	33.329	286.2								
10	2'14.313	27.737	30.921	42.265	33.390	289.3								
11	1'13.972	P	30.121			281.8								
	Run # 3	Front Tyre	Wet-Medium	Rear Tyre		Wet-Medium								
12	7'42.015	31.694	31.773	42.962	33.472									
13	2'51.405	1'00.433	32.078	43.371	35.523	292.6								
14	2'14.843	27.851	31.202	42.389	33.401	287.3								
18th	26	Dani PEDROSA Repsol Honda Team SPA					9	2'16.670	28.362	31.759	43.040	33.509		282.7
		Runs=3	Total laps=16	Full laps=10		10	1'11.354	P	29.166					274.3
	Run # 1	Front Tyre	Wet-Medium	Rear Tyre		Wet-Medium								
1	2'34.993	30.966	34.546	46.704	35.255									
2	2'24.468	29.928	33.445	45.359	35.736	256.8								
3	1'13.460	P	30.727			243.4								
	Run # 2	Front Tyre	Wet-Medium	Rear Tyre		Wet-Medium								
4	7'45.797	29.940	36.323	46.454	34.845									
5	2'22.094	29.918	32.934	44.764	34.478	255.8								
6	2'20.732	29.351	32.733	44.207	34.441	272.3								
7	2'20.039	28.958	32.208	44.521	34.352	270.0								
8	2'18.823	28.810	32.151	43.821	34.041	277.2								
9	2'18.168	28.857	31.942	43.542	33.827	282.2								
10	2'17.505	28.462	31.721	43.637	33.685	285.7								
11	1'11.134	P	28.813			283.3								
	Run # 3	Front Tyre	Wet-Medium	Rear Tyre		Wet-Soft								
12	6'28.548	29.602	32.947	44.953	34.264									
13	2'16.290	28.404	31.425	42.808	33.653	276.2								
14	2'15.165	28.141	31.142	42.355	33.527	285.8								
15	2'14.574	27.902	31.052	42.111	33.509	290.0								
16	1'12.630	P	29.812			264.4								
19th	60	Michael VAN DER M Monster Yamaha Tec NED					9	2'16.670	28.362	31.759	43.040	33.509		282.7
		Runs=2	Total laps=17	Full laps=14		10	1'11.354	P	29.166					274.3
	Run # 1	Front Tyre	Wet-Medium	Rear Tyre		Wet-Medium								
1	2'38.122	29.152	34.875	45.892	35.098									
2	2'21.209	29.369	32.598	44.219	35.023	247.4								
3	2'18.804	29.069	31.862	43.486	34.387	257.7								
4	2'18.258	28.487	32.055	43.452	34.264	273.2								
5	2'16.781	28.330	31.612	43.033	33.806	280.3								
6	2'18.087	28.365	32.703	43.031	33.988	291.4								
7	2'16.336	28.442	31.420	42.582	33.892	279.2								
8	1'12.291	P	28.940			289.0								
	Run # 2	Front Tyre	Wet-Medium	Rear Tyre		Wet-Medium								
9	10'35.873	27.738	31.976	43.237	33.940									
10	2'15.702	28.185	31.510	42.754	33.253	285.6								
11	2'15.911	28.059	31.433	42.813	33.606	298.1								
12	2'15.279	27.974	31.341	42.535	33.429	303.0								
13	2'22.577	28.483	36.671	43.871	33.552	298.8								
14	2'15.641	28.109	31.444	42.589	33.499	293.8								
15	2'15.063	27.911	31.117	42.441	33.594	297.8								
16	2'19.785	31.217	32.637	42.410	33.521	306.1								
17	2'14.938	27.904	31.155	42.139	33.740	303.9								
17th	38	Bradley SMITH Red Bull KTM Factory GBR					9	2'16.670	28.362	31.759	43.040	33.509		282.7
		Runs=3	Total laps=16	Full laps=11		10	1'11.354	P	29.166					274.3
	Run # 1	Front Tyre	Wet-Medium	Rear Tyre		Wet-Medium								
1	2'39.687	28.821	34.396	46.568	34.699									
2	2'20.574	29.769	32.537	43.922	34.346	256.0								
3	2'19.118	29.266	32.194	43.579	34.079	255.8								
4	2'17.803	28.622	31.906	43.419	33.856	270.9								
5	1'12.197	P	28.504			279.5								
	Run # 2	Front Tyre	Wet-Medium	Rear Tyre		Wet-Medium								
6	9'09.965	29.101	33.276	44.704	34.413									
7	2'18.889	28.726	32.486	43.615	34.062	284.0								
8	2'17.913	28.600	31.925	43.448	33.940	293.9								

Fastest Lap: Andrea DOVIZIOSO Ducati Team ITA **2'11.640** 27.239 30.314 41.402 32.685

These data/results cannot be reproduced, stored and/or transmitted in whole or in part by any manner of electronic, mechanical, photocopying, recording, broadcasting or otherwise now known or herein after developed without the previous express consent by the copyright owner, except for reproduction in daily press and regular printed publications on sale to the public within 60 days of the event related to those data/results and always provided that copyright symbol appears together as follows below.
© DORNA, 2017

Official MotoGP Timing by TISSOT
www.motogp.com

Sepang, Friday, October 27, 2017

Page 4 of 5



Free Practice Nr. 2

MotoGP

Lap	Lap Time	T1	T2	T3	T4	Speed	Lap	Lap Time	T1	T2	T3	T4	Speed		
20th	8	Hector BARBERA					Reale Avintia Racing SPA	Run # 4	Front Tyre Wet-Medium					Rear Tyre Wet-Medium	
		Runs=3	Total laps=12	Full laps=9			11	9'32.682	29.356	32.786	46.663	34.043			
		Run # 1	Front Tyre	Wet-Medium	Rear Tyre	Wet-Medium	12	2'17.627	28.167	32.043	43.141	34.276	286.5		
1	2'37.830	29.026	33.505	44.944	34.416		13	2'25.573	32.436	34.201	43.683	35.253	303.1		
2	2'21.355	29.301	32.567	44.121	35.366										
-1	unfinished	28.937	31.935	43.054	270.3										
		Run # 2	Front Tyre	Wet-Medium	Rear Tyre	Wet-Medium									
3	2'25.363	30.168	33.292	46.797	35.106										
4	2'19.354	29.412	32.115	43.755	34.072		270.4								
5	1'10.150 P	28.388			280.8										
		Run # 3	Front Tyre	Wet-Medium	Rear Tyre	Wet-Medium									
6	7'57.233	31.011	32.368	43.496	34.551										
7	2'24.219	28.606	31.745	47.707	36.161		275.4								
8	2'17.048	28.544	31.511	43.319	33.674		267.3								
9	2'15.947	28.298	31.266	42.474	33.909		275.7								
10	2'15.163	27.853	31.103	42.568	33.639	284.0									
11	2'15.321	27.829	31.208	42.510	33.774		281.9								

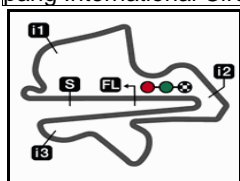
21st	53	Tito RABAT					EG 0,0 Marc VDS SPA	
		Runs=2	Total laps=16	Full laps=13				
		Run # 1	Front Tyre	Wet-Medium	Rear Tyre	Wet-Medium		
1	2'46.116	28.571	34.444	46.204	34.796			
2	2'21.630	29.440	33.182	44.870	34.138		282.2	
3	2'30.177 P	28.882	32.410	50.986	37.899		275.7	
		Run # 2	Front Tyre	Wet-Medium	Rear Tyre	Wet-Medium		
4	10'57.515	32.308	32.871	44.117	33.863			
5	2'18.422	28.699	32.282	43.650	33.791		287.2	
6	2'17.798	28.545	32.110	43.379	33.764		294.8	
7	2'18.224	28.612	32.384	43.605	33.623		288.9	
8	2'17.112	28.533	31.780	43.123	33.676		290.3	
9	2'16.852	28.394	31.706	43.152	33.600		300.8	
10	2'16.528	28.315	31.768	42.831	33.614	301.6		
11	2'16.725	28.366	31.737	42.962	33.660		284.1	
12	2'16.280	28.413	31.412	42.758	33.697		281.1	
13	2'16.532	28.162	31.885	42.952	33.533	289.6		
14	2'16.573	28.207	31.830	42.936	33.600		292.4	
15	2'16.497	28.254	31.615	42.813	33.815		296.7	
16	2'29.529	31.528	38.308	44.707	34.986		295.2	

22nd	76	Loris BAZ					Reale Avintia Racing FRA	
		Runs=4	Total laps=13	Full laps=6				
		Run # 1	Front Tyre	Wet-Medium	Rear Tyre	Wet-Medium		
1	2'31.694	29.441	33.918	44.706	34.483			
2	2'19.668	28.837	32.582	43.975	34.274		279.6	
3	1'12.110 P	28.554			296.0			
		Run # 2	Front Tyre	Wet-Medium	Rear Tyre	Wet-Medium		
4	10'10.566	30.121	32.804	43.993	34.202			
5	1'11.711 P	28.620			286.6			
		Run # 3	Front Tyre	Wet-Medium	Rear Tyre	Wet-Medium		
6	5'07.843	28.703	33.282	43.834	34.317			
7	2'19.259	28.914	32.156	43.974	34.215		289.6	
8	2'19.278	28.687	32.374	44.042	34.175		296.7	
9	2'17.773	28.350	31.889	43.479	34.055		289.8	
10	1'14.710 P	30.679			288.3			

Fastest Lap: Andrea DOVIZIOSO Ducati Team ITA **2'11.640** 27.239 30.314 41.402 32.685

These data/results cannot be reproduced, stored and/or transmitted in whole or in part by any manner of electronic, mechanical, photocopying, recording, broadcasting or otherwise now known or herein after developed without the previous express consent by the copyright owner, except for reproduction in daily press and regular printed publications on sale to the public within 60 days of the event related to those data/results and always provided that copyright symbol appears together as follows below.
© DORNA, 2017





5543 m.

SHELL MALAYSIA MOTORCYCLE GRAND PRIX

Free Practice Nr. 2

Best Partial Times

MotoGP™

IT Ideal Lap Time, sum of the best partial times

BT Best Lap Time

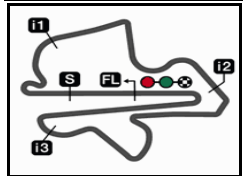
T1		T2		T3		T4				IT	BT	
Pos	Rider	Time	Rider	Time	Rider	Time	Rider	Time	Pos	Rider	IT	BT
1	A.DOVIOSIO	27.068	A.DOVIOSIO	30.314	A.DOVIOSIO	41.402	M.MARQUEZ	32.557	1	A.DOVIOSIO	2'11.469	2'11.640 (1)
2	M.MARQUEZ	27.302	M.VIÑALES	30.443	M.MARQUEZ	41.588	J.LORENZO	32.639	2	M.MARQUEZ	2'11.948	2'12.166 (2)
3	D.PETRUCCI	27.362	M.MARQUEZ	30.501	V.ROSSI	41.657	A.DOVIOSIO	32.685	3	J.LORENZO	2'12.499	2'12.695 (3)
4	J.LORENZO	27.420	J.LORENZO	30.573	A.RINS	41.711	S.LOWES	32.875	4	M.VIÑALES	2'12.758	2'12.878 (4)
5	A.BAUTISTA	27.514	A.IANNONE	30.652	M.VIÑALES	41.719	V.ROSSI	32.885	5	D.PETRUCCI	2'12.896	2'13.048 (5)
6	A.RINS	27.531	S.LOWES	30.662	D.PETRUCCI	41.756	A.IANNONE	32.929	6	A.RINS	2'13.028	2'13.416 (8)
7	M.VIÑALES	27.587	A.RINS	30.663	A.IANNONE	41.838	J.MILLER	32.969	7	V.ROSSI	2'13.036	2'13.071 (6)
8	K.ABRAHAM	27.603	D.PETRUCCI	30.778	J.ZARCO	41.840	A.BAUTISTA	32.983	8	A.IANNONE	2'13.087	2'13.483 (9)
9	J.MILLER	27.636	A.BAUTISTA	30.781	J.MILLER	41.843	D.PETRUCCI	33.000	9	A.BAUTISTA	2'13.180	2'13.291 (7)
10	V.ROSSI	27.665	K.ABRAHAM	30.806	K.ABRAHAM	41.860	M.VIÑALES	33.009	10	J.MILLER	2'13.342	2'13.740 (12)
11	A.IANNONE	27.668	J.ZARCO	30.817	J.LORENZO	41.867	P.ESPARGARO	33.025	11	S.LOWES	2'13.364	2'13.561 (10)
12	J.ZARCO	27.702	V.ROSSI	30.829	A.BAUTISTA	41.902	J.ZARCO	33.028	12	J.ZARCO	2'13.387	2'13.648 (11)
13	S.REDDING	27.737	C.CRUTCHLOW	30.834	C.CRUTCHLOW	41.943	A.RINS	33.123	13	K.ABRAHAM	2'13.525	2'13.760 (13)
14	B.SMITH	27.786	J.MILLER	30.894	S.LOWES	42.036	C.CRUTCHLOW	33.151	14	C.CRUTCHLO	2'13.872	2'13.872 (14)
15	S.LOWES	27.791	S.REDDING	30.921	D.PEDROSA	42.111	B.SMITH	33.228	15	P.ESPARGAR	2'14.042	2'14.287 (16)
16	P.ESPARGARO	27.818	P.ESPARGARO	30.984	M.VAN DER MAR	42.139	M.VAN DER MAR	33.253	16	S.REDDING	2'14.170	2'14.281 (15)
17	H.BARBERA	27.829	D.PEDROSA	31.052	S.REDDING	42.183	K.ABRAHAM	33.256	17	M.VAN DER M	2'14.413	2'14.938 (19)
18	D.PEDROSA	27.902	B.SMITH	31.091	P.ESPARGARO	42.215	S.REDDING	33.329	18	B.SMITH	2'14.420	2'14.543 (17)
19	M.VAN DER MAR	27.904	H.BARBERA	31.103	B.SMITH	42.315	D.PEDROSA	33.509	19	D.PEDROSA	2'14.574	2'14.574 (18)
20	C.CRUTCHLOW	27.944	M.VAN DER MAR	31.117	H.BARBERA	42.474	T.RABAT	33.533	20	H.BARBERA	2'15.045	2'15.163 (20)
21	T.RABAT	28.162	T.RABAT	31.412	T.RABAT	42.758	H.BARBERA	33.639	21	T.RABAT	2'15.865	2'16.280 (21)
22	L.BAZ	28.167	L.BAZ	31.889	L.BAZ	43.141	L.BAZ	34.043	22	L.BAZ	2'17.240	2'17.627 (22)

These data/results cannot be reproduced, stored and/or transmitted in whole or in part by any manner of electronic, mechanical, photocopying, recording, broadcasting or otherwise now known or herein after developed without the previous express consent by the copyright owner, except for reproduction in daily press and regular printed publications on sale to the public within 60 days of the event related to those data/results and always provided that copyright symbol appears together as follows below.

© DORNA, 2017

Official MotoGP Timing by TISSOT
www.motogp.com






5543 m.

SHELL MALAYSIA MOTORCYCLE GRAND PRIX

Free Practice Nr. 2

Fastest Laps Sequence

<i>Practice Time</i>	 <i>Rider</i>	<i>Nation</i>	<i>Motorcycle</i>	<i>Time</i>	<i>Km/h</i>	<i>Rider's Lap</i>
4'48.672	42 Alex RINS	SPA	SUZUKI	2'19.699	142.8	2
4'51.362	76 Loris BAZ	FRA	DUCATI	2'19.668	142.8	2
4'53.881	93 Marc MARQUEZ	SPA	HONDA	2'17.289	145.3	2
7'09.416	93 Marc MARQUEZ	SPA	HONDA	2'15.535	147.2	3
9'23.415	93 Marc MARQUEZ	SPA	HONDA	2'13.999	148.9	4
11'37.292	93 Marc MARQUEZ	SPA	HONDA	2'13.877	149.0	5
12'24.367	4 Andrea DOVIZIOSO	ITA	DUCATI	2'13.246	149.7	5
13'49.763	93 Marc MARQUEZ	SPA	HONDA	2'12.471	150.6	6
16'01.934	93 Marc MARQUEZ	SPA	HONDA	2'12.171	150.9	7
16'49.562	4 Andrea DOVIZIOSO	ITA	DUCATI	2'11.640	151.5	7

These data/results cannot be reproduced, stored and/or transmitted in whole or in part by any manner of electronic, mechanical, photocopying, recording, broadcasting or otherwise now known or herein after developed without the previous express consent by the copyright owner, except for reproduction in daily press and regular printed publications on sale to the public within 60 days of the event related to those data/results and always provided that copyright symbol appears together as follows below.

© DORNA, 2017

Official MotoGP Timing by TISSOT
www.motogp.com

Sepang, Friday, October 27, 2017

