


GRAND PRIX OF QATAR

Race

Classification after 20 laps = 107.6 km

29

Pos		Rider	Nation	Team	Motorcycle	Total Time	Km/h	Gap
1	25	Maverick VIÑALES	SPA	Movistar Yamaha MotoGP	YAMAHA	38'59.999	165.5	
2	20	Andrea DOVIZIOSO	ITA	Ducati Team	DUCATI	39'00.460	165.5	0.461
3	16	Valentino ROSSI	ITA	Movistar Yamaha MotoGP	YAMAHA	39'01.927	165.4	1.928
4	13	Marc MARQUEZ	SPA	Repsol Honda Team	HONDA	39'06.744	165.0	6.745
5	11	Dani PEDROSA	SPA	Repsol Honda Team	HONDA	39'07.127	165.0	7.128
6	10	Aleix ESPARGARO	SPA	Aprilia Racing Team Gresini	APRILIA	39'07.660	164.9	7.661
7	9	Scott REDDING	GBR	OCTO Pramac Racing	DUCATI	39'09.781	164.8	9.782
8	8	Jack MILLER	AUS	EG 0,0 Marc VDS	HONDA	39'14.485	164.5	14.486
9	7	Alex RINS	SPA	Team SUZUKI ECSTAR	SUZUKI	39'14.787	164.4	14.788
10	6	Jonas FOLGER	GER	Monster Yamaha Tech 3	YAMAHA	39'15.068	164.4	15.069
11	5	Jorge LORENZO	SPA	Ducati Team	DUCATI	39'20.515	164.0	20.516
12	4	Loris BAZ	FRA	Reale Avintia Racing	DUCATI	39'21.254	164.0	21.255
13	3	Hector BARBERA	SPA	Reale Avintia Racing	DUCATI	39'28.827	163.5	28.828
14	2	Karel ABRAHAM	CZE	Pull&Bear Aspar Team	DUCATI	39'29.122	163.5	29.123
15	1	Tito RABAT	SPA	EG 0,0 Marc VDS	HONDA	39'29.469	163.4	29.470
16		Poi ESPARGARO	SPA	Red Bull KTM Factory Racing	KTM	39'33.600	163.1	33.601
17		Bradley SMITH	GBR	Red Bull KTM Factory Racing	KTM	39'39.703	162.7	39.704
18		Sam LOWES	GBR	Aprilia Racing Team Gresini	APRILIA	39'47.130	162.2	47.131

Not Classified

9	Danilo PETRUCCI	ITA	OCTO Pramac Racing	DUCATI	27'31.191	164.2	6 laps
29	Andrea IANNONE	ITA	Team SUZUKI ECSTAR	SUZUKI	19'34.409	164.9	10 laps
19	Alvaro BAUTISTA	SPA	Pull&Bear Aspar Team	DUCATI	13'46.030	164.1	13 laps
5	Johann ZARCO	FRA	Monster Yamaha Tech 3	YAMAHA	11'44.661	164.9	14 laps
35	Cal CRUTCHLOW	GBR	LCR Honda	HONDA	8'44.974	147.5	16 laps

Race condition: Dry

Air: 21°
Humidity: 96%
Ground: 22°

Pole Position:		Maverick VIÑALES	1'54.316	169.4 Km/h
Fastest Lap:	Lap 4	Johann ZARCO	1'55.990	166.9 Km/h
Circuit Record Lap:	2016	Jorge LORENZO	1'54.927	168.5 Km/h
Circuit Best Lap:	2008	Jorge LORENZO	1'53.927	170.0 Km/h

20:40'00

21:15'00

21:21'25

21:40'00

21:45'16

21:46'06

21:53'13 Cal CRUTCHLOW

21:53'57 Cal CRUTCHLOW

21:56'08 Cal CRUTCHLOW

21:57'16 Johann ZARCO

22:00'51 Alvaro BAUTISTA

22:05'29 Andrea IANNONE

22:15'06 Danilo PETRUCCI

SIGHTING LAP START

SIGHTING LAP START

Start delayed

WARM UP LAP START

RACE START

No jump start

crashed out - Rider OK

re-joined race

crashed out - Rider OK

crashed out - Rider OK

crashed out - Rider OK

crashed out - Rider OK

retired

The results are provisional until the end of the limit for protest and appeals.

Time limit for protest expires 30' after publication of the results - Mr. Time:

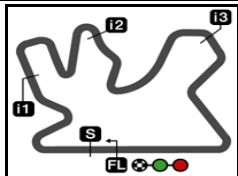
These data/results cannot be reproduced, stored and/or transmitted in whole or in part by any manner of electronic, mechanical, photocopying, recording, broadcasting or otherwise now known or herein after developed without the previous express consent by the copyright owner, except for reproduction in daily press and regular printed publications on sale to the public within 60 days of the event related to those data/results and always provided that copyright symbol appears together as follows below.

© DORNA, 2017

Official MotoGP Timing by TISSOT
www.motogp.com

Doha, Sunday, March 26, 2017





5380 m.

GRAND PRIX OF QATAR

World Championship Classification

30

Rider	Nation	Points	Leader	Previous	QAT	ARG	AME	SPA	FRA	ITA	CAT	NED	GER	CZE	AUT	GBR	RSM	ARA	JPN	AUS	MAL	VAL	
1 VIÑALES Maverick	SPA	25			25																		
2 DOVIZIOSO Andrea	ITA	20	5	5	20																		
3 ROSSI Valentino	ITA	16	9	4	16																		
4 MARQUEZ Marc	SPA	13	12	3	13																		
5 PEDROSA Dani	SPA	11	14	2	11																		
6 ESPARGARO Aleix	SPA	10	15	1	10																		
7 REDDING Scott	GBR	9	16	1	9																		
8 MILLER Jack	AUS	8	17	1	8																		
9 RINS Alex	SPA	7	18	1	7																		
10 FOLGER Jonas	GER	6	19	1	6																		
11 LORENZO Jorge	SPA	5	20	1	5																		
12 BAZ Loris	FRA	4	21	1	4																		
13 BARBERA Hector	SPA	3	22	1	3																		
14 ABRAHAM Karel	CZE	2	23	1	2																		
15 RABAT Tito	SPA	1	24	1	1																		
16 ESPARGARO Pol	SPA	0	25	1	0																		
17 SMITH Bradley	GBR	0	25	0	0																		
18 LOWES Sam	GBR	0	25	0	0																		

These data/results cannot be reproduced, stored and/or transmitted in whole or in part by any manner of electronic, mechanical, photocopying, recording, broadcasting or otherwise now known or herein after developed without the previous express consent by the copyright owner, except for reproduction in daily press and regular printed publications on sale to the public within 60 days of the event related to those data/results and always provided that copyright symbol appears together as follows below.

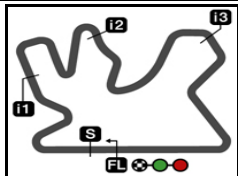
© DORNA, 2017

Official MotoGP Timing by TISSOT
www.motogp.com

Doha, Sunday, March 26, 2017

Page 1 of 2





GRAND PRIX OF QATAR

World Championship Classification

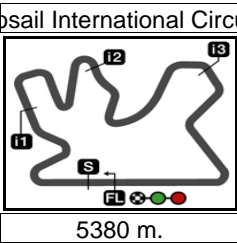
30

Constructor	Points	Leader Previous	QAT	ARG	AME	SPA	FRA	ITA	CAT	NED	GER	CZE	AUT	GBR	RSM	ARA	JPN	AUS	MAL	VAL
1 YAMAHA	25		25																	
2 DUCATI	20	5	5	20																
3 HONDA	13	12	7	13																
4 APRILIA	10	15	3	10																
5 SUZUKI	7	18	3	7																

Team	Points	Leader Previous	QAT	ARG	AME	SPA	FRA	ITA	CAT	NED	GER	CZE	AUT	GBR	RSM	ARA	JPN	AUS	MAL	VAL
1 MOVISTAR YAMAHA MOTOGP	41		41																	
2 DUCATI TEAM	25	16	16	25																
3 REPSOL HONDA TEAM	24	17	1	24																
4 APRILIA RACING TEAM GRESI	10	31	14	10																
5 OCTO PRAMAC RACING	9	32	1	9																
6 EG 0,0 MARC VDS	9	32	0	9																
7 TEAM SUZUKI ECSTAR	7	34	2	7																
8 REALE AVINTIA RACING	7	34	0	7																
9 MONSTER YAMAHA TECH 3	6	35	1	6																
10 PULL&BEAR ASPAR TEAM	2	39	4	2																

These data/results cannot be reproduced, stored and/or transmitted in whole or in part by any manner of electronic, mechanical, photocopying, recording, broadcasting or otherwise now known or herein after developed without the previous express consent by the copyright owner, except for reproduction in daily press and regular printed publications on sale to the public within 60 days of the event related to those data/results and always provided that copyright symbol appears together as follows below.
© DORNA, 2017





GRAND PRIX OF QATAR

Race
Lap Chart

31

Pos	1	2	3	4	5	6	7	8	9	10	11	12	13	14	15	16	17	18	19	20	21	22	23
Grid	25	29	93	5	4	45	26	94	35	46	9	99	19	76	41	43	17	42	53	8	22	44	38

1	5	93	29	4	25	26	46	19	45	43	35	42	76	9	41	99	53	94	17	44	22	38	8
2	5	93	29	4	25	26	46	19	45	43	35	42	76	9	41	99	94	53	17	8	44	22	38
3	5	93	4	29	25	26	46	19	43	45	35	42	76	9	41	99	94	53	17	8	44	38	22
4	5	93	4	29	25	46	19	26	43	45	42	76	9	41	99	94	53	17	8	44	38	22	35
5	5	93	4	29	25	46	19	26	43	45	42	76	41	9	99	94	53	17	8	44	38	22	
6	5	4	93	29	25	46	19	26	43	45	42	76	41	99	9	94	53	17	8	44	38	22	
7	4	93	29	25	46	19	26	43	45	42	41	99	76	9	94	17	53	8	44	38	22		
8	4	93	29	25	46	26	43	45	41	42	99	9	76	94	17	53	8	44	38	22			
9	4	93	29	25	46	26	45	43	41	99	42	9	76	94	17	53	8	44	38	22			
10	4	93	29	25	46	26	45	43	41	99	9	42	76	94	17	53	8	44	38	22			
L a P S	11	4	93	25	46	26	45	43	41	99	9	42	76	94	17	8	53	44	38	22			
	12	4	25	46	93	26	45	41	43	99	9	42	76	94	17	8	53	44	38	22			
	13	4	25	46	93	26	41	45	43	99	9	42	76	94	17	8	53	44	38	22			
	14	25	4	46	93	26	41	45	43	99	9	42	94	76	8	17	53	44	38	22			
	15	25	4	46	93	26	41	45	43	42	94	99	76	8	17	53	44	38	22				
	16	25	4	46	93	41	26	45	43	42	94	76	99	8	17	53	44	38	22				
	17	25	4	46	93	41	26	45	43	94	42	76	99	8	17	53	44	38	22				
	18	4	25	46	93	26	41	45	43	94	42	99	76	8	17	53	44	38	22				
	19	25	4	46	93	26	41	45	43	94	42	99	76	8	17	53	44	38	22				
	20	25	4	46	93	26	41	45	43	42	94	99	76	8	17	53	44	38	22				

Winner Lapped rider

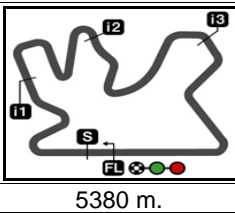
These data/results cannot be reproduced, stored and/or transmitted in whole or in part by any manner of electronic, mechanical, photocopying, recording, broadcasting or otherwise now known or herein after developed without the previous express consent by the copyright owner, except for reproduction in daily press and regular printed publications on sale to the public within 60 days of the event related to those data/results and always provided that copyright symbol appears together as follows below.

© DORNA, 2017

Official MotoGP Timing by TISSOT
www.motogp.com

Doha, Sunday, March 26, 2017






GRAND PRIX OF QATAR

Race

Fastest Lap of Each Rider

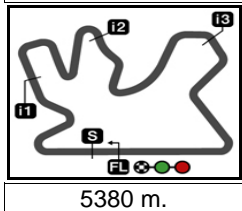
32

	Rider	Nation	Team	Motorcycle	Time	Lap Total	Gap
1	5 Johann ZARCO	FRA	Monster Yamaha Tech 3	YAMAHA	1'55.990	4 6	
2	25 Maverick VIÑALES	SPA	Movistar Yamaha MotoGP	YAMAHA	1'56.157	20 20	0.167 0.167
3	41 Aleix ESPARGARO	SPA	Aprilia Racing Team Gresini	APRILIA	1'56.194	10 20	0.204 0.037
4	4 Andrea DOVIZIOSO	ITA	Ducati Team	DUCATI	1'56.245	17 20	0.255 0.051
5	93 Marc MARQUEZ	SPA	Repsol Honda Team	HONDA	1'56.379	4 20	0.389 0.134
6	46 Valentino ROSSI	ITA	Movistar Yamaha MotoGP	YAMAHA	1'56.398	16 20	0.408 0.019
7	26 Dani PEDROSA	SPA	Repsol Honda Team	HONDA	1'56.515	20 20	0.525 0.117
8	29 Andrea IANNONE	ITA	Team SUZUKI ECSTAR	SUZUKI	1'56.564	3 10	0.574 0.049
9	94 Jonas FOLGER	GER	Monster Yamaha Tech 3	YAMAHA	1'56.636	18 20	0.646 0.072
10	42 Alex RINS	SPA	Team SUZUKI ECSTAR	SUZUKI	1'56.689	19 20	0.699 0.053
11	99 Jorge LORENZO	SPA	Ducati Team	DUCATI	1'56.744	6 20	0.754 0.055
12	19 Alvaro BAUTISTA	SPA	Pull&Bear Aspar Team	DUCATI	1'56.757	4 7	0.767 0.013
13	45 Scott REDDING	GBR	OCTO Pramac Racing	DUCATI	1'56.868	15 20	0.878 0.111
14	43 Jack MILLER	AUS	EG 0,0 Marc VDS	HONDA	1'56.875	3 20	0.885 0.007
15	9 Danilo PETRUCCI	ITA	OCTO Pramac Racing	DUCATI	1'57.014	9 14	1.024 0.139
16	35 Cal CRUTCHLOW	GBR	LCR Honda	HONDA	1'57.135	3 4	1.145 0.121
17	8 Hector BARBERA	SPA	Reale Avintia Racing	DUCATI	1'57.145	13 20	1.155 0.010
18	76 Loris BAZ	FRA	Reale Avintia Racing	DUCATI	1'57.303	12 20	1.313 0.158
19	38 Bradley SMITH	GBR	Red Bull KTM Factory Racing	KTM	1'57.365	11 20	1.375 0.062
20	17 Karel ABRAHAM	CZE	Pull&Bear Aspar Team	DUCATI	1'57.435	9 20	1.445 0.070
21	53 Tito RABAT	SPA	EG 0,0 Marc VDS	HONDA	1'57.549	4 20	1.559 0.114
22	44 PoI ESPARGARO	SPA	Red Bull KTM Factory Racing	KTM	1'57.776	11 20	1.786 0.227
23	22 Sam LOWES	GBR	Aprilia Racing Team Gresini	APRILIA	1'57.881	20 20	1.891 0.105

These data/results cannot be reproduced, stored and/or transmitted in whole or in part by any manner of electronic, mechanical, photocopying, recording, broadcasting or otherwise now known or herein after developed without the previous express consent by the copyright owner, except for reproduction in daily press and regular printed publications on sale to the public within 60 days of the event related to those data/results and always provided that copyright symbol appears together as follows below.

© DORNA, 2017





GRAND PRIX OF QATAR

After the Race

Event Best Maximum Speed

33



Rider	Nation Team	Motorcycle	Km/h	
19 Alvaro BAUTISTA	SPA Pull&Bear Aspar Team	DUCATI	349.6	Free Practice Nr. 2
99 Jorge LORENZO	SPA Ducati Team	DUCATI	348.7	Free Practice Nr. 3
4 Andrea DOVIZIOSO	ITA Ducati Team	DUCATI	348.0	Free Practice Nr. 3
8 Hector BARBERA	SPA Reale Avintia Racing	DUCATI	345.8	Free Practice Nr. 3
17 Karel ABRAHAM	CZE Pull&Bear Aspar Team	DUCATI	345.7	Free Practice Nr. 2
5 Johann ZARCO	FRA Monster Yamaha Tech 3	YAMAHA	344.8	Free Practice Nr. 2
41 Aleix ESPARGARO	SPA Aprilia Racing Team Gresini	APRILIA	344.8	Free Practice Nr. 3
9 Danilo PETRUCCI	ITA OCTO Pramac Racing	DUCATI	344.7	Free Practice Nr. 3
26 Dani PEDROSA	SPA Repsol Honda Team	HONDA	344.0	Free Practice Nr. 3
45 Scott REDDING	GBR OCTO Pramac Racing	DUCATI	343.2	Free Practice Nr. 2
93 Marc MARQUEZ	SPA Repsol Honda Team	HONDA	343.0	Free Practice Nr. 3
53 Tito RABAT	SPA EG 0,0 Marc VDS	HONDA	343.0	Free Practice Nr. 2
44 Pol ESPARGARO	SPA Red Bull KTM Factory Racing	KTM	342.7	Free Practice Nr. 2
25 Maverick VIÑALES	SPA Movistar Yamaha MotoGP	YAMAHA	342.7	Free Practice Nr. 2
46 Valentino ROSSI	ITA Movistar Yamaha MotoGP	YAMAHA	342.6	Free Practice Nr. 3
43 Jack MILLER	AUS EG 0,0 Marc VDS	HONDA	341.7	Free Practice Nr. 3
42 Alex RINS	SPA Team SUZUKI ECSTAR	SUZUKI	341.7	Free Practice Nr. 2
35 Cal CRUTCHLOW	GBR LCR Honda	HONDA	341.2	Free Practice Nr. 2
94 Jonas FOLGER	GER Monster Yamaha Tech 3	YAMAHA	341.0	Free Practice Nr. 2
76 Loris BAZ	FRA Reale Avintia Racing	DUCATI	339.1	Free Practice Nr. 2
38 Bradley SMITH	GBR Red Bull KTM Factory Racing	KTM	338.8	Free Practice Nr. 2
29 Andrea IANNONE	ITA Team SUZUKI ECSTAR	SUZUKI	337.5	Free Practice Nr. 3
22 Sam LOWES	GBR Aprilia Racing Team Gresini	APRILIA	336.3	Free Practice Nr. 3

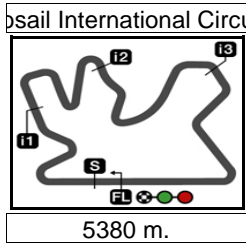
These data/results cannot be reproduced, stored and/or transmitted in whole or in part by any manner of electronic, mechanical, photocopying, recording, broadcasting or otherwise now known or herein after developed without the previous express consent by the copyright owner, except for reproduction in daily press and regular printed publications on sale to the public within 60 days of the event related to those data/results and always provided that copyright symbol appears together as follows below.

© DORNA, 2017

Official MotoGP Timing by TISSOT
www.motogp.com

Doha, Sunday, March 26, 2017





Results and timing service provided by TISSOT

MotoGP™

GRAND PRIX OF QATAR

Race

Chronological Analysis of Performances

34

* Lap / Sector time cancelled T1 Time from finish line to 1st intermediate T3 Time from 2nd intermed. to 3rd intermed.
P Crossing the finish line in pit lane T2 Time from 1st intermed. to 2nd intermed. T4 Time from 3rd intermediate to finish line

Lap	Lap Time	T1	T2	T3	T4	Speed	Lap	Lap Time	T1	T2	T3	T4	Speed
1st 25 Maverick VIÑALES Movistar Yamaha Mot SPA							3rd 46 Valentino ROSSI Movistar Yamaha Mot ITA						
1	2'03.848	31.801	30.996	28.839	32.212	189.4	1	2'04.559	31.982	31.110	29.270	32.197	201.6
2	1'56.636	25.579	30.319	28.607	32.131	332.4	2	1'56.562	25.416	30.296	28.794	32.056	337.1
3	1'56.842	25.664	30.416	28.622	32.140	304.1	3	1'57.156	25.697	30.674	28.697	32.088	333.8
4	1'57.454	25.470	30.503	29.265	32.216	330.2	4	1'56.797	25.510	30.132	29.086	32.069	336.9
5	1'56.869	25.563	30.448	28.643	32.215	329.5	5	1'56.755	25.503	30.365	28.750	32.137	334.2
6	1'56.507	25.350	30.429	28.546	32.182	332.7	6	1'56.556	25.362	30.422	28.716	32.056	335.0
7	1'56.631	25.375	30.510	28.602	32.144	333.1	7	1'56.599	25.382	30.490	28.720	32.007	335.7
8	1'56.303	25.327	30.201	28.595	32.180	332.6	8	1'56.853	25.387	30.237	29.016	32.213	336.4
9	1'56.746	25.434	30.386	28.602	32.324	331.5	9	1'56.679	25.277	30.371	28.858	32.173	335.5
10	1'56.677	25.392	30.506	28.690	32.089	336.7	10	1'56.566	25.359	30.340	28.812	32.055	336.5
11	1'56.999	25.477	30.679	28.658	32.185	333.4	11	1'56.738	25.615	30.305	28.753	32.065	337.7
12	1'56.441	25.412	30.307	28.615	32.107	332.8	12	1'56.841	25.430	30.457	28.790	32.164	338.3
13	1'56.525	25.435	30.398	28.625	32.067	330.8	13	1'56.471	25.359	30.265	28.769	32.078	333.2
14	1'56.715	25.321	30.347	28.842	32.205	331.7	14	1'56.688	25.507	30.245	28.846	32.090	334.6
15	1'56.598	25.368	30.417	28.685	32.128	325.1	15	1'56.463	25.351	30.276	28.826	32.010	335.4
16	1'56.518	25.520	30.228	28.712	32.058	329.8	16	1'56.398	25.317	30.335	28.802	31.944	334.5
17	1'56.326	25.274	30.251	28.664	32.137	331.6	17	1'56.614	25.299	30.417	28.858	32.040	337.5
18	1'56.775	25.408	30.466	28.883	32.018	330.9	18	1'56.906	25.360	30.436	28.982	32.128	336.8
19	1'56.432	25.407	30.388	28.633	32.004	330.1	19	1'56.757	25.430	30.362	28.830	32.135	334.9
20	1'56.157	25.323	30.111	28.643	32.080	328.6	20	1'56.969	25.426	30.285	29.059	32.199	335.2
2nd 4 Andrea DOVIZIOSO Ducati Team ITA							4th 93 Marc MARQUEZ Repsol Honda Team SPA						
1	2'03.550	31.629	30.824	28.985	32.112	194.3	1	2'03.154	31.484	30.661	28.825	32.184	191.7
2	1'56.811	25.445	30.467	28.679	32.220	338.1	2	1'57.145	25.393	30.447	28.831	32.474	336.8
3	1'56.538	25.657	30.399	28.521	31.961	334.3	3	1'56.387	25.344	30.255	28.546	32.242	335.6
4	1'56.359	25.482	30.265	28.673	31.939	337.7	4	1'56.379	25.420	30.183	28.579	32.197	332.2
5	1'56.658	25.536	30.399	28.635	32.088	338.7	5	1'56.770	25.437	30.369	28.654	32.310	332.9
6	1'56.385	25.452	30.219	28.758	31.956	341.1	6	1'56.846	25.607	30.365	28.689	32.185	332.9
7	1'56.787	25.478	30.339	28.807	32.163	337.5	7	1'56.714	25.522	30.303	28.624	32.265	334.3
8	1'56.803	25.496	30.316	28.800	32.191	336.3	8	1'56.786	25.467	30.353	28.714	32.252	333.4
9	1'56.780	25.454	30.330	28.836	32.160	336.6	9	1'57.216	25.585	30.595	28.775	32.261	334.0
10	1'56.690	25.362	30.317	28.914	32.097	337.9	10	1'57.002	25.562	30.374	28.826	32.240	330.5
11	1'56.908	25.489	30.298	28.906	32.215	336.8	11	1'57.095	25.438	30.452	28.817	32.388	330.9
12	1'56.917	25.422	30.398	28.916	32.181	337.5	12	1'57.283	25.626	30.418	28.766	32.473	330.6
13	1'56.852	25.387	30.411	28.896	32.158	336.6	13	1'56.963	25.478	30.452	28.808	32.225	332.3
14	1'57.171	25.498	30.482	29.152	32.039	336.6	14	1'57.156	25.569	30.438	28.909	32.240	334.9
15	1'56.688	25.293	30.370	29.018	32.007	338.3	15	1'56.935	25.396	30.388	28.844	32.307	336.0
16	1'56.571	25.330	30.553	28.744	31.944	342.2	16	1'57.149	25.357	30.496	28.920	32.376	334.9
17	1'56.245	25.363	30.303	28.696	31.883	341.7	17	1'57.393	25.516	30.524	28.937	32.416	333.5
18	1'56.607	25.259	30.334	28.948	32.066	342.9	18	1'57.096	25.454	30.438	28.874	32.330	332.9
19	1'56.785	25.460	30.677	28.713	31.935	338.5	19	1'57.237	25.373	30.453	29.031	32.380	333.7
20	1'56.355	25.320	30.235	28.811	31.989	339.3	20	1'58.038	25.605	30.697	29.174	32.562	333.7

Fastest Lap: 1'56.157 25.323 30.111 28.643 32.080

These data/results cannot be reproduced, stored and/or transmitted in whole or in part by any manner of electronic, mechanical, photocopying, recording, broadcasting or otherwise now known or herein after developed without the previous express consent by the copyright owner, except for reproduction in daily press and regular printed publications on sale to the public within 60 days of the event related to those data/results and always provided that copyright symbol appears together as follows below.
© DORNA, 2017



Race

MotoGP

Lap	Lap Time	T1	T2	T3	T4	Speed	Lap	Lap Time	T1	T2	T3	T4	Speed
5th 26 Dani PEDROSA Repsol Honda Team SPA							9	1'56.900	25.407	30.559	28.831	32.103	337.9
							10	1'57.233	25.416	30.599	28.845	32.373	338.3
1	2'03.922	31.905	31.034	28.832	32.151	200.3	11	1'57.523	25.563	30.495	28.992	32.473	336.2
2	1'57.032	25.768	30.387	28.798	32.079	325.3	12	1'57.095	25.504	30.420	28.867	32.304	336.9
3	1'57.267	25.761	30.541	28.796	32.169	325.1	13	1'57.472	25.480	30.644	29.022	32.326	336.8
4	1'57.315	25.768	30.408	29.077	32.062	333.8	14	1'57.248	25.466	30.548	28.933	32.301	339.5
5	1'56.940	25.620	30.377	28.869	32.074	326.4	15	1'56.868	25.488	30.389	28.766	32.225	337.2
6	1'57.096	25.515	30.489	28.810	32.282	333.5	16	1'57.060	25.444	30.456	28.870	32.290	338.1
7	1'56.737	25.529	30.391	28.791	32.026	334.1	17	1'56.998	25.419	30.495	28.833	32.251	337.0
8	1'56.814	25.350	30.385	28.748	32.331	335.0	18	1'56.979	25.368	30.463	28.867	32.281	337.9
9	1'56.886	25.492	30.311	28.890	32.193	334.8	19	1'56.934	25.414	30.449	28.835	32.236	336.9
10	1'57.166	25.580	30.331	28.933	32.322	334.6	20	1'57.334	25.426	30.561	29.023	32.324	338.7
11	1'57.211	25.459	30.502	28.986	32.264	332.7	8th 43 Jack MILLER EG 0,0 Marc VDS AUS						
12	1'57.064	25.534	30.337	28.947	32.246	334.0	1	2'05.077	32.596	31.089	29.012	32.380	210.1
13	1'57.380	25.603	30.364	29.020	32.393	329.0	2	1'57.125	25.752	30.417	28.787	32.169	330.2
14	1'57.405	25.666	30.391	29.005	32.343	332.0	3	1'56.875	25.402	30.450	28.736	32.287	339.9
15	1'56.889	25.435	30.309	28.925	32.220	332.7	4	1'56.885	25.478	30.420	28.817	32.170	333.6
16	1'57.156	25.706	30.438	28.862	32.150	331.1	5	1'56.935	25.456	30.430	28.722	32.327	336.1
17	1'56.605	25.424	30.302	28.826	32.053	334.7	6	1'56.890	25.472	30.460	28.777	32.181	333.1
18	1'56.847	25.496	30.289	28.885	32.177	335.5	7	1'57.235	25.554	30.577	28.762	32.342	335.0
19	1'56.880	25.467	30.316	28.926	32.171	332.6	8	1'56.925	25.401	30.441	28.882	32.201	332.6
20	1'56.515	25.320	30.210	28.868	32.117	333.7	9	1'57.105	25.371	30.558	28.904	32.272	332.1
6th 41 Aleix ESPARGARO Aprilia Racing Team SPA							10	1'57.542	25.653	30.619	28.903	32.367	331.8
1	2'05.977	33.271	31.428	29.090	32.188	208.8	11	1'57.361	25.452	30.567	28.911	32.431	333.8
2	1'57.614	25.805	30.663	28.900	32.246	333.0	12	1'57.338	25.532	30.553	28.909	32.344	334.5
3	1'56.993	25.594	30.461	28.810	32.128	327.6	13	1'57.227	25.519	30.564	28.846	32.298	337.5
4	1'57.465	25.874	30.526	28.935	32.130	318.5	14	1'57.324	25.535	30.627	28.932	32.230	332.9
5	1'57.288	25.765	30.597	28.744	32.182	316.7	15	1'57.470	25.527	30.618	29.007	32.318	336.4
6	1'57.223	25.713	30.284	28.887	32.339	335.2	16	1'57.685	25.400	30.625	29.154	32.506	332.4
7	1'56.962	25.472	30.453	28.881	32.156	333.8	17	1'57.799	25.539	30.707	29.117	32.436	330.7
8	1'57.205	25.497	30.525	28.850	32.333	334.3	18	1'57.661	25.506	30.700	29.039	32.416	330.9
9	1'56.661	25.484	30.234	28.755	32.188	330.5	19	1'57.948	25.527	30.813	29.171	32.437	330.8
10	1'56.194	25.348	30.098	28.712	32.036	332.7	20	1'58.078	25.577	30.702	29.414	32.385	330.8
11	1'56.546	25.460	30.244	28.809	32.033	331.0	9th 42 Alex RINS Team SUZUKI ECST SPA						
12	1'56.992	25.543	30.500	28.879	32.070	332.2	1	2'05.206	32.857	31.406	28.923	32.020	215.7
13	1'56.736	25.429	30.362	28.847	32.098	333.2	2	1'57.651	26.280	30.486	28.668	32.217	326.7
14	1'56.633	25.484	30.176	28.855	32.118	332.2	3	1'57.119	25.447	30.641	28.735	32.296	334.0
15	1'56.662	25.405	30.285	28.936	32.036	334.9	4	1'57.508	25.734	30.706	28.879	32.189	325.9
16	1'56.817	25.465	30.238	28.920	32.194	336.9	5	1'57.397	25.737	30.649	28.752	32.259	328.7
17	1'56.882	25.498	30.237	28.900	32.247	330.2	6	1'57.281	25.577	30.537	28.764	32.403	328.5
18	1'57.216	25.619	30.539	28.954	32.104	328.9	7	1'57.221	25.478	30.752	28.825	32.166	328.8
19	1'56.822	25.533	30.300	28.865	32.124	333.7	8	1'57.534	25.511	30.826	28.876	32.321	328.9
20	1'56.772	25.413	30.306	28.890	32.163	335.2	9	1'57.398	25.670	30.734	28.762	32.232	330.8
7th 45 Scott REDDING OCTO Pramac Racin GBR							10	1'58.247	25.516	30.731	29.265	32.735	332.6
1	2'04.865	32.521	31.058	29.025	32.261	181.7	11	1'57.190	25.579	30.614	28.811	32.186	333.2
2	1'57.243	25.727	30.512	28.825	32.179	335.0	12	1'56.988	25.437	30.536	28.799	32.216	333.7
3	1'57.183	25.664	30.606	28.725	32.188	338.2	13	1'57.066	25.452	30.750	28.764	32.100	335.2
4	1'56.919	25.415	30.571	28.790	32.143	338.4	14	1'57.425	25.520	30.646	28.875	32.384	335.9
5	1'56.964	25.449	30.562	28.797	32.156	337.8	15	1'58.028	25.689	30.807	29.165	32.367	331.7
6	1'57.043	25.597	30.529	28.740	32.177	334.1	16	1'57.459	25.793	30.592	28.862	32.212	329.4
7	1'57.013	25.518	30.548	28.783	32.164	337.0	17	1'57.223	25.561	30.784	28.836	32.042	329.5
8	1'56.907	25.464	30.477	28.785	32.181	339.0	18	1'56.907	25.412	30.553	28.824	32.118	335.1

Fastest Lap:

1'56.157 25.323 30.111 28.643 32.080

These data/results cannot be reproduced, stored and/or transmitted in whole or in part by any manner of electronic, mechanical, photocopying, recording, broadcasting or otherwise now known or herein after developed without the previous express consent by the copyright owner, except for reproduction in daily press and regular printed publications on sale to the public within 60 days of the event related to those data/results and always provided that copyright symbol appears together as follows below.

© DORNA, 2017

Official MotoGP Timing by TISSOT
www.motogp.com

Doha, Sunday, March 26, 2017

Page 2 of 5



Race

MotoGP

Lap	Lap Time	T1	T2	T3	T4	Speed	Lap	Lap Time	T1	T2	T3	T4	Speed
19	1'56.689	25.345	30.530	28.801	32.013	332.8	6	1'57.332	25.554	30.484	28.833	32.461	332.5
20	1'57.250	25.420	30.622	29.076	32.132	334.0	7	1'57.440	25.665	30.586	28.889	32.300	334.5
10th 94 Jonas FOLGER Monster Yamaha Tec GER							8	1'57.989	25.560	30.772	29.243	32.414	323.8
1	2'07.112	33.200	32.046	29.327	32.539	198.2	9	1'57.321	25.424	30.608	28.935	32.354	330.8
2	1'58.122	25.910	30.531	29.218	32.463	336.7	10	1'57.348	25.489	30.585	28.977	32.297	333.5
3	1'57.807	25.555	30.683	29.071	32.498	335.8	11	1'57.411	25.655	30.611	28.891	32.254	327.6
4	1'57.266	25.459	30.412	28.878	32.517	333.8	12	1'57.303	25.480	30.528	28.886	32.409	333.4
5	1'57.065	25.538	30.373	28.840	32.314	332.9	13	1'57.483	25.494	30.558	28.968	32.463	331.3
6	1'56.902	25.393	30.462	28.826	32.221	333.7	14	1'57.821	25.608	30.597	29.269	32.347	329.8
7	1'57.235	25.542	30.518	28.882	32.293	334.1	15	1'57.745	25.506	30.591	29.175	32.473	332.9
8	1'57.200	25.530	30.343	28.958	32.369	332.6	16	1'58.214	25.557	31.055	29.174	32.428	332.4
9	1'57.173	25.561	30.459	28.841	32.312	334.1	17	1'57.954	25.696	30.648	29.132	32.478	330.1
10	1'57.117	25.463	30.356	28.962	32.336	335.6	18	1'58.292	25.804	30.702	29.249	32.537	329.7
11	1'57.284	25.622	30.480	28.995	32.187	329.7	19	1'58.016	25.670	30.740	29.176	32.430	325.4
12	1'57.519	25.899	30.452	28.882	32.286	336.8	20	1'58.380	25.767	30.834	29.210	32.569	325.4
13	1'57.148	25.643	30.380	28.899	32.226	334.7	13th 8 Hector BARBERA Reale Avintia Racing SPA						
14	1'57.335	25.681	30.560	28.944	32.150	333.2	1	2'08.360	33.677	32.764	29.582	32.337	217.1
15	1'57.084	25.363	30.472	28.963	32.286	336.3	2	1'58.248	25.981	30.674	29.121	32.472	336.5
16	1'57.528	25.863	30.543	28.852	32.270	333.5	3	1'57.879	25.881	30.772	29.080	32.146	329.6
17	1'56.802	25.495	30.523	28.685	32.099	333.8	4	1'57.467	25.657	30.590	28.999	32.221	337.1
18	1'56.636	25.396	30.330	28.672	32.238	333.2	5	1'57.714	25.734	30.683	29.036	32.261	339.1
19	1'56.766	25.422	30.423	28.710	32.211	333.0	6	1'57.603	25.773	30.551	29.053	32.226	337.7
20	1'57.967	25.366	30.378	29.700	32.523	333.8	7	1'57.449	25.619	30.796	28.897	32.137	339.1
11th 99 Jorge LORENZO Ducati Team SPA							8	1'57.715	25.643	30.650	29.015	32.407	338.6
1	2'06.834	32.088	32.914	29.267	32.565	206.1	9	1'57.622	25.566	30.705	29.072	32.279	341.7
2	1'58.033	25.902	30.689	29.252	32.190	338.7	10	1'57.661	25.633	31.027	28.905	32.096	337.9
3	1'57.753	25.733	30.768	29.091	32.161	341.6	11	1'57.827	26.001	30.768	28.862	32.196	337.9
4	1'56.915	25.456	30.384	28.980	32.095	342.4	12	1'57.552	25.607	30.649	29.043	32.253	339.7
5	1'56.816	25.478	30.423	28.852	32.063	340.3	13	1'57.145	25.606	30.526	28.978	32.035	337.8
6	1'56.744	25.557	30.347	28.777	32.063	339.3	14	1'57.699	25.557	30.674	29.179	32.289	338.8
7	1'56.762	25.455	30.507	28.843	31.957	340.9	15	1'57.921	25.619	30.730	29.148	32.424	339.3
8	1'57.076	25.478	30.539	29.029	32.030	335.2	16	1'57.956	25.953	30.719	29.058	32.226	334.7
9	1'57.195	25.535	30.561	28.929	32.170	341.2	17	1'57.881	25.718	30.704	29.151	32.308	338.1
10	1'57.872	25.620	30.824	29.181	32.247	341.5	18	1'59.271	26.050	31.066	29.240	32.915	338.2
11	1'57.201	25.467	30.439	28.998	32.297	342.3	19	1'59.088	25.828	31.155	29.458	32.647	336.3
12	1'57.148	25.491	30.538	28.998	32.121	342.5	20	1'58.769	25.783	31.110	29.486	32.390	336.3
13	1'57.141	25.540	30.413	29.064	32.124	342.5	14th 17 Karel ABRAHAM Pull&Bear Aspar Tea CZE						
14	1'57.670	25.507	30.550	29.054	32.559	342.4	1	2'07.219	33.515	31.995	29.314	32.395	211.5
15	1'58.709	25.700	30.762	29.753	32.494	338.9	2	1'58.274	26.086	30.980	29.006	32.202	319.7
16	1'58.892	26.035	31.316	29.281	32.260	342.5	3	1'57.827	25.976	30.875	28.843	32.133	316.3
17	1'58.134	25.749	30.940	29.199	32.246	347.2	4	1'57.518	25.947	30.700	28.783	32.088	316.3
18	1'57.836	25.705	30.771	29.116	32.244	339.5	5	1'57.783	25.822	30.688	29.104	32.169	319.0
19	1'57.825	25.544	30.639	29.283	32.359	343.8	6	1'57.654	25.695	30.741	28.917	32.301	324.6
20	1'57.959	25.673	30.594	29.217	32.475	340.9	7	1'57.536	25.731	30.665	28.870	32.270	333.8
12th 76 Loris BAZ Reale Avintia Racing FRA							8	1'57.603	25.613	30.594	28.977	32.419	336.9
1	2'05.504	32.868	31.248	28.919	32.469	207.1	9	1'57.435	25.500	30.656	28.983	32.296	337.9
2	1'57.407	25.816	30.471	28.671	32.449	327.2	10	1'57.888	25.526	30.780	29.058	32.524	337.8
3	1'57.309	25.721	30.505	28.736	32.347	324.9	11	1'57.901	25.656	30.673	29.128	32.444	337.3
4	1'57.564	25.721	30.604	28.909	32.330	329.9	12	1'57.640	25.608	30.641	29.004	32.387	337.3
5	1'57.421	25.632	30.613	28.769	32.407	330.4	13	1'57.743	25.508	30.717	29.145	32.373	338.0
							14	1'58.209	25.458	30.704	29.680	32.367	336.6
							15	1'58.026	25.556	30.882	29.055	32.533	338.9

Fastest Lap:

1'56.157 25.323 30.111 28.643 32.080

These data/results cannot be reproduced, stored and/or transmitted in whole or in part by any manner of electronic, mechanical, photocopying, recording, broadcasting or otherwise now known or herein after developed without the previous express consent by the copyright owner, except for reproduction in daily press and regular printed publications on sale to the public within 60 days of the event related to those data/results and always provided that copyright symbol appears together as follows below.

© DORNA, 2017

Official MotoGP Timing by TISSOT
www.motogp.com

Doha, Sunday, March 26, 2017

Page 3 of 5



Race

MotoGP

Lap	Lap Time	T1	T2	T3	T4	Speed	Lap	Lap Time	T1	T2	T3	T4	Speed
16	1'58.476	25.763	30.931	29.364	32.418	335.1	3	1'58.461	26.096	30.822	29.104	32.439	319.0
17	1'58.036	25.546	30.934	29.126	32.430	338.4	4	1'58.548	25.812	30.847	29.019	32.870	329.8
18	1'58.489	25.605	31.043	29.231	32.610	337.0	5	1'57.971	25.899	30.630	28.968	32.474	330.7
19	1'58.954	25.851	31.051	29.430	32.622	333.9	6	1'57.858	25.813	30.625	28.920	32.500	330.5
20	1'58.911	25.833	31.085	29.498	32.495	334.6	7	1'57.903	25.737	30.643	29.005	32.518	332.8
15th 53 Tito RABAT EG 0,0 Marc VDS SPA							8	1'58.294	25.860	30.761	29.033	32.640	333.3
							9	1'58.489	26.008	30.917	28.992	32.572	329.0
							10	1'57.812	25.763	30.637	28.976	32.436	331.5
1	2'07.046	33.417	31.729	29.265	32.635	216.0	11	1'57.365	25.609	30.623	28.858	32.275	332.3
2	1'58.259	26.066	30.802	29.035	32.356	327.8	12	1'57.748	25.594	30.694	28.950	32.510	333.3
3	1'57.890	25.742	30.785	29.016	32.347	324.4	13	1'58.071	25.798	30.780	29.021	32.472	333.3
4	1'57.549	25.650	30.615	28.923	32.361	333.7	14	1'58.334	25.682	30.686	29.495	32.471	331.8
5	1'57.649	25.655	30.674	28.928	32.392	337.8	15	1'58.474	25.715	30.593	29.010	33.156	331.1
6	1'57.824	25.726	30.656	28.998	32.444	335.8	16	1'58.457	25.904	30.837	29.104	32.612	330.5
7	1'58.067	26.027	30.676	28.979	32.385	331.6	17	1'58.900	25.946	31.038	29.271	32.645	331.4
8	1'58.007	25.699	30.719	29.003	32.586	332.7	18	1'59.639	25.879	31.435	29.476	32.849	329.7
9	1'57.595	25.557	30.641	28.972	32.425	337.2	19	1'59.764	26.197	31.071	29.492	33.004	329.8
10	1'57.823	25.702	30.783	28.983	32.355	337.3	20	2'00.233	26.100	31.363	29.704	33.066	328.9
11	1'57.886	25.815	30.712	28.949	32.410	323.2	18th 22 Sam LOWES Aprilia Racing Team GBR						
12	1'57.924	25.746	30.804	28.960	32.414	333.1	1	2'08.126	33.929	32.270	29.218	32.709	215.5
13	1'57.735	25.732	30.786	28.952	32.265	331.4	2	1'58.858	26.369	30.903	28.941	32.645	322.1
14	1'57.573	25.569	30.680	29.012	32.312	335.8	3	2'00.315	27.235	31.594	29.009	32.477	321.9
15	1'57.930	25.651	30.727	29.090	32.462	338.0	4	1'58.059	26.024	30.569	28.881	32.585	315.8
16	1'58.303	25.673	30.862	29.327	32.441	336.9	5	1'58.920	25.974	30.648	28.902	33.396	325.7
17	1'58.007	25.667	30.790	29.170	32.380	333.2	6	1'58.325	25.945	30.648	29.136	32.596	325.8
18	1'58.312	25.762	30.832	29.335	32.383	332.6	7	1'58.679	26.123	30.819	29.011	32.726	330.2
19	1'58.955	26.043	30.882	29.478	32.552	323.8	8	1'58.818	25.981	31.016	29.040	32.781	326.1
20	1'59.135	25.935	31.123	29.562	32.515	328.2	9	1'59.968	26.211	30.985	29.286	33.486	324.9
16th 44 Poi ESPARGARO Red Bull KTM Factory SPA							10	1'59.010	26.205	30.940	29.117	32.748	327.9
1	2'07.685	33.610	32.110	29.325	32.640	219.4	11	1'58.911	26.404	30.781	29.050	32.676	327.0
2	1'58.987	26.072	31.047	29.238	32.630	332.4	12	1'59.925	26.126	31.858	29.098	32.843	326.8
3	1'58.478	26.019	30.825	29.079	32.555	327.8	13	1'58.711	26.054	30.919	29.009	32.729	327.1
4	1'58.493	25.987	30.756	29.202	32.548	332.7	14	1'59.445	26.090	31.015	29.188	33.152	325.2
5	1'58.066	25.748	30.623	29.181	32.514	331.8	15	1'59.265	26.183	30.970	29.356	32.756	325.0
6	1'58.173	25.737	30.695	29.224	32.517	331.3	16	1'58.539	26.084	30.754	29.011	32.690	326.0
7	1'58.120	25.756	30.679	29.143	32.542	332.0	17	1'58.096	25.897	30.702	28.982	32.515	328.1
8	1'58.042	25.741	30.677	29.086	32.538	330.9	18	1'59.345	26.028	30.627	29.804	32.886	328.5
9	1'58.034	25.841	30.595	29.124	32.474	331.0	19	1'57.934	26.001	30.632	28.967	32.334	327.8
10	1'57.827	25.653	30.571	29.237	32.366	331.8	20	1'57.881	25.823	30.652	28.935	32.471	328.9
11	1'57.776	25.646	30.622	29.063	32.445	332.5	19th 9 Danilo PETRUCCI OCTO Pramac Racin ITA						
12	1'57.942	25.670	30.599	29.190	32.483	332.5	1	2'05.825	33.123	31.419	29.064	32.219	200.8
13	1'57.923	25.685	30.573	29.061	32.604	330.1	2	1'57.511	25.766	30.692	28.707	32.346	330.0
14	1'57.947	25.707	30.669	29.121	32.450	329.4	3	1'57.038	25.394	30.631	28.700	32.313	337.5
15	1'58.067	25.726	30.535	29.317	32.489	331.4	4	1'57.640	25.650	30.822	28.797	32.371	333.0
16	1'58.000	25.741	30.654	29.182	32.423	331.4	5	1'57.353	25.550	30.690	28.811	32.302	337.6
17	1'57.925	25.610	30.672	29.199	32.444	331.3	6	1'57.765	25.766	30.685	28.927	32.387	340.3
18	1'58.395	25.743	30.790	29.300	32.562	331.0	7	1'57.433	25.533	30.677	28.810	32.413	333.7
19	1'58.494	25.834	30.807	29.334	32.519	330.3	8	1'57.109	25.293	30.603	28.921	32.292	338.3
20	1'59.226	25.953	31.194	29.390	32.689	330.3	9	1'57.014	25.389	30.508	28.839	32.278	339.8
17th 38 Bradley SMITH Red Bull KTM Factory GBR							10	1'57.592	25.307	30.715	29.299	32.271	338.5
1	2'08.302	33.844	32.253	29.462	32.743	219.1	11	1'57.125	25.314	30.609	28.809	32.393	338.0
2	1'59.080	26.364	31.089	29.022	32.605	326.3	12	1'57.220	25.334	30.633	28.991	32.262	338.7

Fastest Lap:

1'56.157 25.323 30.111 28.643 32.080

These data/results cannot be reproduced, stored and/or transmitted in whole or in part by any manner of electronic, mechanical, photocopying, recording, broadcasting or otherwise now known or herein after developed without the previous express consent by the copyright owner, except for reproduction in daily press and regular printed publications on sale to the public within 60 days of the event related to those data/results and always provided that copyright symbol appears together as follows below.

© DORNA, 2017

Official MotoGP Timing by TISSOT
www.motogp.com

Doha, Sunday, March 26, 2017

Page 4 of 5



Race

MotoGP

Lap	Lap Time	T1	T2	T3	T4	Speed	Lap	Lap Time	T1	T2	T3	T4	Speed
13	1'57.134	25.382	30.553	28.891	32.308	340.0							
14	1'57.432	25.407	30.524	29.002	32.499	341.5							
	unfinished	25.351	31.863			338.9							

20th 29 Andrea IANNONE Team SUZUKI ECST ITA

1	2'03.196	31.192	31.091	28.857	32.056	193.1							
2	1'57.149	25.494	30.454	28.845	32.356	335.6							
3	1'56.564	25.519	30.295	28.694	32.056	334.4							
4	1'56.570	25.664	30.311	28.609	31.986	330.8							
5	1'56.564	25.581	30.437	28.629	31.917	325.9							
6	1'56.770	25.603	30.404	28.728	32.035	336.1							
7	1'56.724	25.567	30.429	28.681	32.047	332.4							
8	1'56.679	25.556	30.326	28.613	32.184	331.7							
9	1'57.194	25.492	30.806	28.801	32.095	330.6							
10	1'56.999	25.641	30.426	28.813	32.119	325.7							
	unfinished	25.513				320.0							

21st 19 Alvaro BAUTISTA Pull&Bear Aspar Tea SPA

1	2'04.632	32.368	30.879	29.020	32.365	208.5							
2	1'56.813	25.762	30.314	28.759	31.978	330.8							
3	1'57.016	25.668	30.516	28.685	32.147	340.8							
4	1'56.757	25.680	30.471	28.682	31.924	333.6							
5	1'56.953	25.645	30.373	28.788	32.147	333.1							
6	1'56.909	25.525	30.617	28.690	32.077	342.7							
7	1'56.950	25.432	30.509	28.855	32.154	342.7							
	unfinished	25.399	30.419	28.788		342.6							

22nd 5 Johann ZARCO Monster Yamaha Tec FRA

1	2'02.728	31.291	30.603	28.644	32.190	194.4							
2	1'57.097	25.599	30.391	28.987	32.120	330.9							
3	1'56.470	25.454	30.274	28.731	32.011	330.2							
4	1'55.990	25.306	30.126	28.481	32.077	330.0							
5	1'56.184	25.300	30.188	28.600	32.096	329.7							
6	1'56.192	25.241	30.167	28.682	32.102	329.8							

23rd 35 Cal CRUTCHLOW LCR Honda GBR

1	2'05.135	32.656	31.224	28.953	32.302	200.2							
2	1'57.161	25.902	30.330	28.741	32.188	327.2							
3	1'57.135	25.636	30.608	28.637	32.254	325.2							
4	2'45.543	25.554	30.373	28.831	1'20.785	323.8							
	unfinished	29.387	32.476	30.712		257.5							

Fastest Lap:

1'56.157 25.323 30.111 28.643 32.080

These data/results cannot be reproduced, stored and/or transmitted in whole or in part by any manner of electronic, mechanical, photocopying, recording, broadcasting or otherwise now known or herein after developed without the previous express consent by the copyright owner, except for reproduction in daily press and regular printed publications on sale to the public within 60 days of the event related to those data/results and always provided that copyright symbol appears together as follows below.

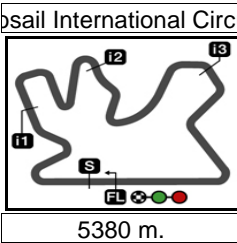
© DORNA, 2017

Official MotoGP Timing by **TISSOT**
www.motogp.com

Doha, Sunday, March 26, 2017

Page 5 of 5





GRAND PRIX OF QATAR

Race

Analysis by Lap

35

Num Lap Time Gap

Num	Lap	Time	Gap	Num	Lap	Time	Gap	Num	Lap	Time	Gap				
Lap 1															
5	2'02.728			43	1'56.875	2.782		8	1'57.714	11.199					
93	2'03.154	0.426		45	1'57.183	2.996		45	1'56.907	4.246					
29	2'03.196	0.468		35	1'57.135	3.136		41	1'57.205	6.836					
4	2'03.550	0.822		42	1'57.119	3.681		42	1'57.534	7.026					
25	2'03.848	1.120		76	1'57.309	3.925		99	1'57.076	7.042					
26	2'03.922	1.194		9	1'57.038	4.079		9	1'57.109	7.783					
46	2'04.559	1.831		41	1'56.993	4.289		76	1'57.989	8.075					
19	2'04.632	1.904		99	1'57.753	6.325		94	1'57.200	8.818					
45	2'04.865	2.137		94	1'57.807	6.746		17	1'57.603	11.523					
43	2'05.077	2.349		53	1'57.890	6.900		53	1'58.007	12.400					
35	2'05.135	2.407		17	1'57.827	7.025		8	1'57.715	12.544					
42	2'05.206	2.478		8	1'57.879	8.192		44	1'58.042	16.153					
76	2'05.504	2.776		44	1'58.478	8.855		38	1'58.294	16.526					
9	2'05.825	3.097		38	1'58.461	9.548		22	1'58.818	20.209					
41	2'05.977	3.249		22	2'00.315	11.004		Lap 9							
99	2'06.834	4.106		Lap 4			4	1'56.780							
53	2'07.046	4.318		5	1'55.990		93	1'57.216	0.726						
94	2'07.112	4.384		93	1'56.379	0.780	29	1'57.194	0.739						
17	2'07.219	4.491		4	1'56.359	0.973	25	1'56.746	1.165						
44	2'07.685	4.957		29	1'56.570	1.194	46	1'56.679	1.845						
22	2'08.126	5.398		25	1'57.454	2.495	26	1'56.886	3.338						
38	2'08.302	5.574		46	1'56.797	2.789	45	1'56.900	4.366						
8	2'08.360	5.632		19	1'56.757	2.933	43	1'57.105	4.381						
Lap 2															
5	1'57.097			26	1'57.315	3.251	99	1'57.195	7.457						
93	1'57.145	0.474		43	1'56.885	3.677	42	1'57.398	7.644						
29	1'57.149	0.520		45	1'56.919	3.925	9	1'57.014	8.017						
4	1'56.811	0.536		42	1'57.508	5.199	76	1'57.321	8.616						
25	1'56.636	0.659		76	1'57.564	5.499	94	1'57.173	9.211						
26	1'57.032	1.129		9	1'57.640	5.729	17	1'57.435	12.178						
46	1'56.562	1.296		41	1'57.465	5.764	53	1'57.595	13.215						
19	1'56.813	1.620		99	1'56.915	7.250	8	1'57.622	13.386						
45	1'57.243	2.283		94	1'57.266	8.022	44	1'58.034	17.407						
43	1'57.125	2.377		53	1'57.549	8.459	38	1'58.489	18.235						
35	1'57.161	2.471		17	1'57.518	8.553	22	1'59.968	23.397						
42	1'57.651	3.032		8	1'57.467	9.669	Lap 10								
76	1'57.407	3.086		44	1'58.493	11.358	4	1'56.690							
9	1'57.511	3.511		38	1'58.548	12.106	93	1'57.002	1.038						
41	1'57.614	3.766		22	1'58.059	13.073	29	1'56.999	1.048						
99	1'58.033	5.042		35	2'45.543	52.689	25	1'56.677	1.152						
94	1'58.122	5.409		Lap 5			46	1'56.566	1.721						
53	1'58.259	5.480		5	1'56.184		26	1'57.166	3.814						
17	1'58.274	5.668		93	1'56.770	1.366	45	1'57.233	4.909						
8	1'58.248	6.783		4	1'56.658	1.447	43	1'57.542	5.233						
44	1'58.987	6.847		29	1'56.564	1.574	41	1'56.194	6.221						
22	1'58.858	7.159		25	1'56.869	3.180	99	1'57.872	8.639						
38	1'59.080	7.557		46	1'56.755	3.360	9	1'57.592	8.919						
Lap 3															
5	1'56.470			19	1'56.953	3.702	42	1'58.247	9.201						
93	1'56.387	0.391		26	1'56.940	4.007	76	1'57.348	9.274						
4	1'56.538	0.604		43	1'56.935	4.428	94	1'57.117	9.638						
29	1'56.564	0.614		45	1'56.964	4.705	17	1'57.888	13.376						
25	1'56.842	1.031		42	1'57.397	6.412	53	1'57.823	14.348						
26	1'57.267	1.926		76	1'57.421	6.736	8	1'57.661	14.357						
46	1'57.156	1.982		41	1'57.288	6.868	44	1'57.827	18.544						
19	1'57.016	2.166		9	1'57.353	6.898	38	1'57.812	19.357						
Lap 4															
5	1'56.192			99	1'56.816	7.882	22	1'59.010	25.717						
4	1'56.385	1.640		94	1'57.065	8.903	Lap 11								
93	1'56.846	2.020		53	1'57.649	9.924	4	1'56.908							
29	1'56.770	2.152		17	1'57.827	10.632									
25	1'56.507	3.495		46	1'57.812	10.632									
46	1'56.556	3.724		26	1'56.814	3.232									
38	1'56.909	4.419		43	1'56.925	4.056									
19	1'56.909	4.419		Lap 6											
26	1'57.096	4.911		5	1'56.192										
43	1'56.890	5.126		4	1'56.385	1.640									
45	1'57.043	5.556		93	1'56.846	2.020									
42	1'57.281	7.501		29	1'56.770	2.152									
76	1'57.332	7.876		25	1'56.507	3.495									
41	1'57.223	7.899		46	1'56.556	3.724									
99	1'56.744	8.434		19	1'56.909	4.419									
9	1'57.765	8.471		26	1'57.096	4.911									
94	1'56.902	9.613		43	1'56.890	5.126									
53	1'57.824	11.556		45	1'57.043	5.556									
17	1'57.654	11.614		42	1'57.281	7.501									
8	1'57.603	12.610		76	1'57.332	7.876									
44	1'58.173	15.221		41	1'57.223	7.899									
38	1'57.858	15.559		99	1'56.744	8.434									
22	1'58.325	17.942		9	1'57.765	8.471									
Lap 7															
4	1'56.787			94	1'56.902	9.613									
93	1'56.714	0.307		53	1'57.824	11.556									
29	1'56.724	0.449		17	1'57.654	11.614									
25	1'56.631	1.699		8	1'57.603	12.610									
46	1'56.599	1.896		44	1'58.173	15.221									
19	1'56.950	2.942		38	1'57.858	15.559									
26	1'56.737	3.221		22	1'58.325	17.942									
43	1'57.235	3.934		Lap 8											
45	1'57.013	4.142		4	1'56.803										
42	1'57.221	6.295		93	1'56.786	0.290									
41	1'56.962	6.434		29	1'56.679	0.325									
99	1'56.762	6.769		25	1'56.303	1.199									
76	1'57.440	6.889		46	1'56.853	1.946									
9	1'57.433	7.477		26	1'56.814	3.232									
94	1'57.235	8.421		43	1'56.925	4.056									
17	1'57.536	10.723		Lap 9											
53	1'58.067	11.196		4	1'56.780										
8	1'57.449	11.632		93	1'57.216	0.726									
44	1'58.120	14.914		29	1'57.194	0.739									
38	1'57.903	15.035		25	1'56.746	1.165									
22	1'58.679	18.194		46	1'56.679	1.845									
Lap 10															
4	1'56.690			26	1'56.886	3.338									
93	1'57.002	1.038		45	1'56.900	4.366									
29	1'56.999	1.048		43	1'57.105	4.381									
25	1'56.677	1.152		41	1'56.661	6.717									
46	1'56.566	1.721		99	1'57.195	7.457									
26	1'57.166	3.814		42	1'57.398	7.644									
45	1'57.233	4.909		9	1'57.014	8.017									
43	1'57.542	5.233		76	1'57.321	8.616									
41	1'56.194	6.221		94	1'57.173	9.211									
99	1'57.872	8.639		17	1'57.435	12.178									
9	1'57.592	8.919		53	1'57.595	13.215									
42	1'58.247	9.201		8	1'57.622	13.386									
76	1'57.348	9.274		44	1'58.034	17.407									
94	1'57.117	9.638		38	1'58.489	18.235									
17	1'57.888	13.376		22	1'59.968	23.397									
53	1'57.823	14.348		Lap 11											
8	1'57.661	14.357		4	1'56.690										
44	1'57.827	18.544		93	1'57.002	1.038									
38	1'57.812	19.357		29	1'56.999	1.048									
22	1'59.010	25.717		25	1'56.677	1.152									
Lap 12															
4	1'56.917			46	1'56.566	1.721									
25	1'56.441	0.767		26	1'57.166	3.814									
46	1'56.841	1.475		45	1'57.233	4.909									
93	1'57.283	1.591		43	1'57.542	5.233									

Num Lap Time Gap

Lap 14			Lap 18		
25	1'56.715		43	1'57.799	10.163
4	1'57.171	0.016	94	1'56.802	13.064
46	1'56.688	0.627	42	1'57.223	13.306
93	1'57.156	1.703	76	1'57.954	15.931
26	1'57.405	5.042	99	1'58.134	16.260
41	1'56.633	5.296	8	1'57.881	21.064
45	1'57.248	6.415	17	1'58.036	22.133
43	1'57.324	6.651	53	1'58.007	22.432
99	1'57.670	9.967	44	1'57.925	26.850
9	1'57.432	9.998	38	1'58.900	29.432
42	1'57.425	10.038	22	1'58.096	41.335
94	1'57.335	11.092			
76	1'57.821	11.460			
8	1'57.699	16.748			
17	1'58.209	17.037			
53	1'57.573	17.634			
44	1'57.947	22.300			
38	1'58.334	23.043			
22	1'59.445	34.877			

Lap 15		
25	1'56.598	
4	1'56.688	0.106
46	1'56.463	0.492
93	1'56.935	2.040
26	1'56.889	5.333
41	1'56.662	5.360
45	1'56.868	6.685
43	1'57.470	7.523
42	1'58.028	11.468
94	1'57.084	11.578
99	1'58.709	12.078
76	1'57.745	12.607
8	1'57.921	18.071
17	1'58.026	18.465
53	1'57.930	18.966
44	1'58.067	23.769
38	1'58.474	24.919
22	1'59.265	37.544

Lap 16		
25	1'56.518	
4	1'56.571	0.159
46	1'56.398	0.372
93	1'57.149	2.671
41	1'56.817	5.659
26	1'57.156	5.971
45	1'57.060	7.227
43	1'57.685	8.690
42	1'57.459	12.409
94	1'57.528	12.588
76	1'58.214	14.303
99	1'58.892	14.452
8	1'57.956	19.509
17	1'58.476	20.423
53	1'58.303	20.751
44	1'58.000	25.251
38	1'58.457	26.858
22	1'58.539	39.565

Lap 17		
25	1'56.326	
4	1'56.245	0.078
46	1'56.614	0.660
93	1'57.393	3.738
41	1'56.882	6.215
26	1'56.605	6.250
45	1'56.998	7.899

43	1'57.799	10.163
94	1'56.802	13.064
42	1'57.223	13.306
76	1'57.954	15.931
99	1'58.134	16.260
8	1'57.881	21.064
17	1'58.036	22.133
53	1'58.007	22.432
44	1'57.925	26.850
38	1'58.900	29.432
22	1'58.096	41.335

4	1'56.607	
25	1'56.775	0.090
46	1'56.906	0.881
93	1'57.096	4.149
26	1'56.847	6.412
41	1'57.216	6.746
45	1'56.979	8.193
43	1'57.661	11.139
94	1'56.636	13.015
42	1'56.907	13.528
99	1'57.836	17.411
76	1'58.292	17.538
8	1'59.271	23.650
17	1'58.489	23.937
53	1'58.312	24.059
44	1'58.395	28.560
38	1'59.639	32.386
22	1'59.345	43.995

Lap 19		
25	1'56.432	
4	1'56.785	0.263
46	1'56.757	1.116
93	1'57.237	4.864
26	1'56.880	6.770
41	1'56.822	7.046
45	1'56.934	8.605
43	1'57.948	12.565
94	1'56.766	13.259
42	1'56.689	13.695
99	1'57.825	18.714
76	1'58.016	19.032
8	1'59.088	26.216
17	1'58.954	26.369
53	1'58.955	26.492
44	1'58.494	30.532
38	1'59.764	35.628
22	1'57.934	45.407

Lap 20		
25	1'56.157	
4	1'56.355	0.461
46	1'56.969	1.928
93	1'58.038	6.745
26	1'56.515	7.128
41	1'56.772	7.661
45	1'57.334	9.782
43	1'58.078	14.486
42	1'57.250	14.788
94	1'57.967	15.069
99	1'57.959	20.516
76	1'58.380	21.255
8	1'58.769	28.828
17	1'58.911	29.123
53	1'59.135	29.470
44	1'59.226	33.601
38	2'00.233	39.704

Lapped rider

These data/results cannot be reproduced, stored and/or transmitted in whole or in part by any manner of electronic, mechanical, photocopying, recording, broadcasting or otherwise now known or herein after developed without the previous express consent by the copyright owner, except for reproduction in daily press and regular printed publications on sale to the public within 60 days of the event related to those data/results and always provided that copyright symbol appears together as follows below.

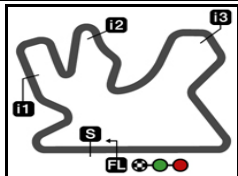
© DORNA, 2017

Official MotoGP Timing by TISSOT
www.motogp.com

Doha, Sunday, March 26, 2017

Page 2 of 2





5380 m.

GRAND PRIX OF QATAR

2017 Independent Team Rider

36

Rider	Nation	Point	Leader Previous	QAT	ARG	AME	SPA	FRA	ITA	CAT	NED	GER	CZE	AUT	GBR	RSM	ARA	JPN	AUS	MAL	VAL	
1 ESPARGARO Aleix	SPA	10		10																		
2 REDDING Scott	GBR	9	1	1	9																	
3 MILLER Jack	AUS	8	2	1	8																	
4 FOLGER Jonas	GER	6	4	2	6																	
5 BAZ Loris	FRA	4	6	2	4																	
6 BARBERA Hector	SPA	3	7	1	3																	
7 ABRAHAM Karel	CZE	2	8	1	2																	
8 RABAT Tito	SPA	1	9	1	1																	

2017 Rookie of the Year Classification

Rider	Nation	Point	Leader Previous	QAT	ARG	AME	SPA	FRA	ITA	CAT	NED	GER	CZE	AUT	GBR	RSM	ARA	JPN	AUS	MAL	VAL	
1 RINS Alex	SPA	7		7																		
2 FOLGER Jonas	GER	6	1	1	6																	

These data/results cannot be reproduced, stored and/or transmitted in whole or in part by any manner of electronic, mechanical, photocopying, recording, broadcasting or otherwise now known or herein after developed without the previous express consent by the copyright owner, except for reproduction in daily press and regular printed publications on sale to the public within 60 days of the event related to those data/results and always provided that copyright symbol appears together as follows below.

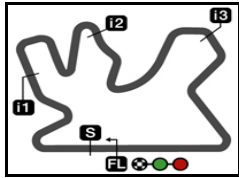
© DORNA, 2017

Official MotoGP Timing by TISSOT
www.motogp.com

Doha, Sunday, March 26, 2017



psail International Circu



5380 m.

Results and timing service provided by **TISSOT**

After the **GRAND PRIX OF QATAR**

MotoGP™

2017 Riders Performance

(Qualifying Position - Starting Position - Race Position)

37

Rider	Points	QAT	ARG	AME	SPA	FRA	ITA	CAT	NED	GER	CZE	AUT	GBR	RSM	ARA	JPN	AUS	MAL	VAL
1 VIÑALES Maverick	25	1																	
		1-1	-	-	-	-	-	-	-	-	-	-	-	-	-	-	-	-	-
2 DOVIZIOSO Andrea	20	5																	
		5-2	-	-	-	-	-	-	-	-	-	-	-	-	-	-	-	-	-
3 ROSSI Valentino	16	10																	
		10-3	-	-	-	-	-	-	-	-	-	-	-	-	-	-	-	-	-
4 MARQUEZ Marc	13	3																	
		3-4	-	-	-	-	-	-	-	-	-	-	-	-	-	-	-	-	-
5 PEDROSA Dani	11	7																	
		7-5	-	-	-	-	-	-	-	-	-	-	-	-	-	-	-	-	-
6 ESPARGARO Aleix	10	15																	
		15-6	-	-	-	-	-	-	-	-	-	-	-	-	-	-	-	-	-
7 REDDING Scott	9	6																	
		6-7	-	-	-	-	-	-	-	-	-	-	-	-	-	-	-	-	-
8 MILLER Jack	8	16																	
		16-8	-	-	-	-	-	-	-	-	-	-	-	-	-	-	-	-	-
9 RINS Alex	7	18																	
		18-9	-	-	-	-	-	-	-	-	-	-	-	-	-	-	-	-	-
10 FOLGER Jonas	6	8																	
		8-10	-	-	-	-	-	-	-	-	-	-	-	-	-	-	-	-	-
11 LORENZO Jorge	5	12																	
		12-11	-	-	-	-	-	-	-	-	-	-	-	-	-	-	-	-	-
12 BAZ Loris	4	14																	
		14-12	-	-	-	-	-	-	-	-	-	-	-	-	-	-	-	-	-

NC=Not classified NL=Not finished first lap NP=Not started race re-start N2=Not finished first lap race re-start EX=Excluded NS=Not Started DS=Disqualified

These data/results cannot be reproduced, stored and/or transmitted in whole or in part by any manner of electronic, mechanical, photocopying, recording, broadcasting or otherwise now known or herein after developed without the previous express consent by the copyright owner, except for reproduction in daily press and regular printed publications on sale to the public within 60 days of the event related to those data/results and always provided that copyright symbol appears together as follows below.
© DORNA, 2017

Official MotoGP Timing by **TISSOT**
www.motogp.com



	Rider	Points	QAT	ARG	AME	SPA	FRA	ITA	CAT	NED	GER	CZE	AUT	GBR	RSM	ARA	JPN	AUS	MAL	VAL
13	BARBERA Hector	3	20																	
			20-13	-	-	-	-	-	-	-	-	-	-	-	-	-	-	-	-	-
14	ABRAHAM Karel	2	17																	
			17-14	-	-	-	-	-	-	-	-	-	-	-	-	-	-	-	-	-
15	RABAT Tito	1	19																	
			19-15	-	-	-	-	-	-	-	-	-	-	-	-	-	-	-	-	-
16	ESPARGARO Pol	0	22																	
			22-16	-	-	-	-	-	-	-	-	-	-	-	-	-	-	-	-	-
17	SMITH Bradley	0	23																	
			23-17	-	-	-	-	-	-	-	-	-	-	-	-	-	-	-	-	-
18	LOWES Sam	0	21																	
			21-18	-	-	-	-	-	-	-	-	-	-	-	-	-	-	-	-	-
19	PETRUCCI Danilo	0	11																	
			11-NC	-	-	-	-	-	-	-	-	-	-	-	-	-	-	-	-	-
20	IANNONE Andrea	0	2																	
			2-NC	-	-	-	-	-	-	-	-	-	-	-	-	-	-	-	-	-
21	BAUTISTA Alvaro	0	13																	
			13-NC	-	-	-	-	-	-	-	-	-	-	-	-	-	-	-	-	-
22	ZARCO Johann	0	4																	
			4-NC	-	-	-	-	-	-	-	-	-	-	-	-	-	-	-	-	-
23	CRUTCHLOW Cal	0	9																	
			9-NC	-	-	-	-	-	-	-	-	-	-	-	-	-	-	-	-	-


NC=Not classified NL=Not finished first lap NP=Not started race re-start N2=Not finished first lap race re-start EX=Excluded NS=Not Started DS=Disqualified

These data/results cannot be reproduced, stored and/or transmitted in whole or in part by any manner of electronic, mechanical, photocopying, recording, broadcasting or otherwise now known or herein after developed without the previous express consent by the copyright owner, except for reproduction in daily press and regular printed publications on sale to the public within 60 days of the event related to those data/results and always provided that copyright symbol appears together as follows below.
© DORNA, 2017

Official MotoGP Timing by **TISSOT**
www.motogp.com

Doha, Sunday, March 26, 2017





GRAND PRIX OF QATAR
Official Starting Grid

Race : 20 laps = 107.6 km



1	1 1'54.316 25 Maverick VIÑALES Yamaha	2 1'54.848 29 Andrea IANNONE Suzuki	3 1'54.912 93 Marc MARQUEZ Honda
2	4 1'55.008 5 Johann ZARCO Yamaha	5 1'55.042 4 Andrea DOVIZIOSO Ducati	6 1'55.085 45 Scott REDDING Ducati
3	7 1'55.113 26 Dani PEDROSA Honda	8 1'55.208 94 Jonas FOLGER Yamaha	9 1'55.211 35 Cal CRUTCHLOW Honda
4	10 1'55.414 46 Valentino ROSSI Yamaha	11 1'55.435 9 Danilo PETRUCCI Ducati	12 1'55.461 99 Jorge LORENZO Ducati
5	13 1'55.581 19 Alvaro BAUTISTA Ducati	14 1'55.624 76 Loris BAZ Ducati	15 1'55.634 41 Aleix ESPARGARO Aprilia
6	16 1'55.959 43 Jack MILLER Honda	17 1'56.003 17 Karel ABRAHAM Ducati	18 1'56.179 42 Alex RINS Suzuki
7	19 1'56.368 53 Tito RABAT Honda	20 1'56.725 8 Hector BARBERA Ducati	21 1'56.854 22 Sam LOWES Aprilia
8	22 1'57.116 44 Pol ESPARGARO KTM	23 1'57.654 38 Bradley SMITH KTM	

The results are provisional until the end of the limit for protest and appeals and until the ratification of the Event Management Committee.

Time limit for protest expires 60' at the latest after publication of the results - Mr. Time:

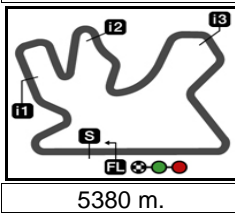
These data/results cannot be reproduced, stored and/or transmitted in whole or in part by any manner of electronic, mechanical, photocopying, recording, broadcasting or otherwise now known or herein after developed without the previous express consent by the copyright owner, except for reproduction in daily press and regular printed publications on sale to the public within 60 days of the event related to those data/results and always provided that copyright symbol appears together as follows below.

© DORNA, 2017

Official MotoGP Timing by TISSOT
www.motogp.com

Doha, Sunday, March 26, 2017





GRAND PRIX OF QATAR

Race

Top Speed & Average



Rider	Nation	Motorcycle	Top 5 speeds					Average	Top
99 Jorge LORENZO	SPA	DUCATI	347.2	343.8	342.5	342.5	342.5	343.7	347.2
4 Andrea DOVIZIOSO	ITA	DUCATI	342.9	342.2	341.7	341.1	339.3	341.4	342.9
19 Alvaro BAUTISTA	SPA	DUCATI	342.7	342.7	342.6	340.8	333.6	340.5	342.7
8 Hector BARBERA	SPA	DUCATI	341.7	339.7	339.3	339.1	339.1	339.8	341.7
9 Danilo PETRUCCI	ITA	DUCATI	341.5	340.3	340.0	339.8	338.9	340.1	341.5
43 Jack MILLER	AUS	HONDA	339.9	337.5	336.4	336.1	335.0	337.0	339.9
45 Scott REDDING	GBR	DUCATI	339.5	339.0	338.7	338.4	338.3	338.8	339.5
17 Karel ABRAHAM	CZE	DUCATI	338.9	338.4	338.0	337.9	337.8	338.2	338.9
46 Valentino ROSSI	ITA	YAMAHA	338.3	337.7	337.5	337.1	336.9	337.5	338.3
53 Tito RABAT	SPA	HONDA	338.0	337.8	337.3	337.2	336.9	337.4	338.0
41 Aleix ESPARGARO	SPA	APRILIA	336.9	335.2	335.2	334.9	334.3	335.3	336.9
93 Marc MARQUEZ	SPA	HONDA	336.8	336.0	335.6	334.9	334.9	335.6	336.8
94 Jonas FOLGER	GER	YAMAHA	336.8	336.7	336.3	335.8	335.6	336.2	336.8
25 Maverick VIÑALES	SPA	YAMAHA	336.7	333.4	333.1	332.8	332.7	333.7	336.7
29 Andrea IANNONE	ITA	SUZUKI	336.1	335.6	334.4	332.4	331.7	334.0	336.1
42 Alex RINS	SPA	SUZUKI	335.9	335.2	335.1	334.0	334.0	334.8	335.9
26 Dani PEDROSA	SPA	HONDA	335.5	335.0	334.8	334.7	334.6	334.9	335.5
76 Loris BAZ	FRA	DUCATI	334.5	333.5	333.4	332.9	332.5	333.4	334.5
38 Bradley SMITH	GBR	KTM	333.3	333.3	333.3	332.8	332.3	333.0	333.3
44 Pol ESPARGARO	SPA	KTM	332.7	332.5	332.5	332.4	332.0	332.4	332.7
5 Johann ZARCO	FRA	YAMAHA	330.9	330.2	330.0	329.8	329.7	330.1	330.9
22 Sam LOWES	GBR	APRILIA	330.2	328.9	328.5	328.1	327.9	328.7	330.2
35 Cal CRUTCHLOW	GBR	HONDA	327.2	325.2	323.8	257.5	200.2	286.8	327.2

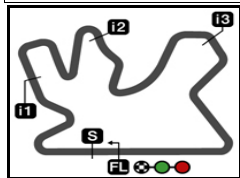
These data/results cannot be reproduced, stored and/or transmitted in whole or in part by any manner of electronic, mechanical, photocopying, recording, broadcasting or otherwise now known or herein after developed without the previous express consent by the copyright owner, except for reproduction in daily press and regular printed publications on sale to the public within 60 days of the event related to those data/results and always provided that copyright symbol appears together as follows below.

© DORNA, 2017

Official MotoGP Timing by TISSOT
www.motogp.com



Doha, Sunday, March 26, 2017



5380 m.

GRAND PRIX OF QATAR

Race

Fastest Laps Sequence

Lap	Race Time	 Rider	Nation	Motorcycle	Time	Km/h	Riders's Lap
2	3'59.825	5 Johann ZARCO	FRA	YAMAHA	1'57.097	165.4	2
2	4'00.361	4 Andrea DOVIZIOSO	ITA	DUCATI	1'56.811	165.8	2
2	4'00.484	25 Maverick VIÑALES	SPA	YAMAHA	1'56.636	166.0	2
2	4'01.121	46 Valentino ROSSI	ITA	YAMAHA	1'56.562	166.1	2
3	5'56.295	5 Johann ZARCO	FRA	YAMAHA	1'56.470	166.2	3
3	5'56.686	93 Marc MARQUEZ	SPA	HONDA	1'56.387	166.4	3
4	7'52.285	5 Johann ZARCO	FRA	YAMAHA	1'55.990	166.9	4

These data/results cannot be reproduced, stored and/or transmitted in whole or in part by any manner of electronic, mechanical, photocopying, recording, broadcasting or otherwise now known or herein after developed without the previous express consent by the copyright owner, except for reproduction in daily press and regular printed publications on sale to the public within 60 days of the event related to those data/results and always provided that copyright symbol appears together as follows below.

© DORNA, 2017

Official MotoGP Timing by TISSOT
www.motogp.com

Doha, Sunday, March 26, 2017

