


4423 m.

GRAN PREMIO RED BULL DE ESPAÑA

Free Practice Nr. 4

Classification

14

	Rider	Nation	Team	Motorcycle	Time	Lap Total	Gap	Top Speed
1	93 Marc MARQUEZ	SPA	Repsol Honda Team	HONDA	1'39.467	6 15		292.5
2	5 Johann ZARCO	FRA	Monster Yamaha Tech 3	YAMAHA	1'39.674	11 16	0.207 0.207	294.1
3	94 Jonas FOLGER	GER	Monster Yamaha Tech 3	YAMAHA	1'39.675	3 14	0.208 0.001	292.9
4	99 Jorge LORENZO	SPA	Ducati Team	DUCATI	1'39.732	3 15	0.265 0.057	293.2
5	35 Cal CRUTCHLOW	GBR	LCR Honda	HONDA	1'39.790	5 12	0.323 0.058	289.8
6	46 Valentino ROSSI	ITA	Movistar Yamaha MotoGP	YAMAHA	1'39.871	9 16	0.404 0.081	288.4
7	4 Andrea DOVIZIOSO	ITA	Ducati Team	DUCATI	1'39.947	5 12	0.480 0.076	295.4
8	26 Dani PEDROSA	SPA	Repsol Honda Team	HONDA	1'39.994	5 16	0.527 0.047	293.7
9	44 Poi ESPARGARO	SPA	Red Bull KTM Factory Racing	KTM	1'40.049	10 14	0.582 0.055	293.0
10	53 Tito RABAT	SPA	EG 0,0 Marc VDS	HONDA	1'40.072	12 15	0.605 0.023	289.6
11	19 Alvaro BAUTISTA	SPA	Pull&Bear Aspar Team	DUCATI	1'40.075	5 16	0.608 0.003	293.0
12	41 Aleix ESPARGARO	SPA	Aprilia Racing Team Gresini	APRILIA	1'40.099	10 11	0.632 0.024	294.1
13	43 Jack MILLER	AUS	EG 0,0 Marc VDS	HONDA	1'40.129	3 15	0.662 0.030	289.0
14	9 Danilo PETRUCCI	ITA	OCTO Pramac Racing	DUCATI	1'40.143	10 13	0.676 0.014	290.1
15	29 Andrea IANNONE	ITA	Team SUZUKI ECSTAR	SUZUKI	1'40.171	3 14	0.704 0.028	290.9
16	25 Maverick VIÑALES	SPA	Movistar Yamaha MotoGP	YAMAHA	1'40.174	6 14	0.707 0.003	292.0
17	17 Karel ABRAHAM	CZE	Pull&Bear Aspar Team	DUCATI	1'40.377	6 8	0.910 0.203	290.5
18	45 Scott REDDING	GBR	OCTO Pramac Racing	DUCATI	1'40.407	10 14	0.940 0.030	294.3
19	76 Loris BAZ	FRA	Reale Avintia Racing	DUCATI	1'40.518	12 12	1.051 0.111	285.7
20	8 Hector BARBERA	SPA	Reale Avintia Racing	DUCATI	1'40.692	3 11	1.225 0.174	293.7
21	38 Bradley SMITH	GBR	Red Bull KTM Factory Racing	KTM	1'40.784	15 15	1.317 0.092	288.2
22	22 Sam LOWES	GBR	Aprilia Racing Team Gresini	APRILIA	1'40.802	6 15	1.335 0.018	288.3
23	12 Takuya TSUDA	JPN	Team SUZUKI ECSTAR	SUZUKI	1'41.351	12 12	1.884 0.549	284.9

Practice condition: Dry

Air: 24°

Humidity: 43%

Ground: 40°

Fastest Lap:	Lap: 6	Marc MARQUEZ	1'39.467	160 Km/h
Circuit Record Lap:	2015	Jorge LORENZO	1'38.735	161.2 Km/h
Circuit Best Lap:	2015	Jorge LORENZO	1'37.910	162.6 Km/h

The results are provisional until the end of the limit for protest and appeals.

Time limit for protest expires 30' after publication of the results - Time:

These data/results cannot be reproduced, stored and/or transmitted in whole or in part by any manner of electronic, mechanical, photocopying, recording, broadcasting or otherwise now known or herein after developed without the previous express consent by the copyright owner, except for reproduction in daily press and regular printed publications on sale to the public within 60 days of the event related to those data/results and always provided that copyright symbol appears together as follows below.

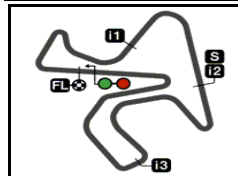
© DORNA, 2017

Official MotoGP Timing by TISSOT

www.motogp.com

Jerez de la Frontera, Saturday, May 06, 2017





4423 m.

GRAN PREMIO RED BULL DE ESPAÑA

Free Practice Nr. 4

Top Speed & Average

15



Rider	Nation	Motorcycle	Top 5 speeds					Average	Top
4 Andrea DOVIZIOSO	ITA	DUCATI	295.4	295.1	294.9	294.0	294.0	294.7	295.4
45 Scott REDDING	GBR	DUCATI	294.3	291.4	289.9	289.9	289.6	291.0	294.3
5 Johann ZARCO	FRA	YAMAHA	294.1	293.0	292.8	292.3	292.0	292.8	294.1
41 Aleix ESPARGARO	SPA	APRILIA	294.1	292.1	292.0	288.1	287.6	290.8	294.1
8 Hector BARBERA	SPA	DUCATI	293.7	293.3	291.9	291.4	291.1	292.3	293.7
26 Dani PEDROSA	SPA	HONDA	293.7	293.0	293.0	291.8	291.4	292.6	293.7
99 Jorge LORENZO	SPA	DUCATI	293.2	292.9	292.5	292.3	292.1	292.5	293.2
19 Alvaro BAUTISTA	SPA	DUCATI	293.0	292.6	292.5	291.4	291.3	292.0	293.0
44 Poi ESPARGARO	SPA	KTM	293.0	291.9	291.4	290.5	290.4	291.4	293.0
94 Jonas FOLGER	GER	YAMAHA	292.9	290.8	290.0	289.9	289.6	290.6	292.9
93 Marc MARQUEZ	SPA	HONDA	292.5	292.2	291.1	290.1	290.1	291.2	292.5
25 Maverick VIÑALES	SPA	YAMAHA	292.0	290.4	289.5	289.3	288.5	289.9	292.0
29 Andrea IANNONE	ITA	SUZUKI	290.9	290.6	290.4	290.3	287.8	290.0	290.9
17 Karel ABRAHAM	CZE	DUCATI	290.5	288.5	287.9	287.8	287.3	288.4	290.5
9 Danilo PETRUCCI	ITA	DUCATI	290.1	289.6	289.4	289.1	288.9	289.4	290.1
35 Cal CRUTCHLOW	GBR	HONDA	289.8	289.6	289.6	288.0	287.5	288.9	289.8
53 Tito RABAT	SPA	HONDA	289.6	288.6	287.7	287.2	287.0	287.9	289.6
43 Jack MILLER	AUS	HONDA	289.0	289.0	288.5	287.9	287.8	288.4	289.0
46 Valentino ROSSI	ITA	YAMAHA	288.4	287.8	287.5	287.3	287.3	287.7	288.4
22 Sam LOWES	GBR	APRILIA	288.3	287.5	287.0	286.7	286.7	287.2	288.3
38 Bradley SMITH	GBR	KTM	288.2	287.9	287.4	287.2	287.0	287.5	288.2
76 Loris BAZ	FRA	DUCATI	285.7	285.5	285.0	284.7	283.7	284.9	285.7
12 Takuya TSUDA	JPN	SUZUKI	284.9	284.6	284.3	283.8	283.7	284.3	284.9

These data/results cannot be reproduced, stored and/or transmitted in whole or in part by any manner of electronic, mechanical, photocopying, recording, broadcasting or otherwise now known or herein after developed without the previous express consent by the copyright owner, except for reproduction in daily press and regular printed publications on sale to the public within 60 days of the event related to those data/results and always provided that copyright symbol appears together as follows below.

© DORNA, 2017

Official MotoGP Timing by TISSOT
www.motogp.com



Jerez de la Frontera, Saturday, May 06, 2017



Results and timing service provided by TISSOT

MotoGP™

GRAN PREMIO RED BULL DE ESPAÑA

Free Practice Nr. 4

Chronological Analysis of Performances

16

* Lap / Sector time cancelled T1 Time from finish line to 1st intermediate T3 Time from 2nd intermed. to 3rd intermed.
P Crossing the finish line in pit lane T2 Time from 1st intermed. to 2nd intermed. T4 Time from 3rd intermediate to finish line

Lap	Lap Time	T1	T2	T3	T4	Speed	Lap	Lap Time	T1	T2	T3	T4	Speed
1st 93 Marc MARQUEZ Repsol Honda Team SPA							8 7'24.912 P 26.539 14.711 31.176 6'12.486 284.5						
Runs=2 Total laps=15 Full laps=12							9 1'47.452 31.372 14.778 30.454 30.848 288.1						
1	2'20.248	48.260	15.516	38.714	37.758	282.2	10	1'40.263	25.142	14.485	29.996	30.640	289.0
2	1'43.280	25.695	14.848	30.635	32.102	282.8	11	1'40.795	25.199	14.508	30.238	30.850	288.0
3	1'39.712	25.029	14.568	29.701	30.414	290.1	12	1'42.136	26.035	14.730	30.628	30.743	283.6
4	1'41.602	25.060	14.608	30.905	31.029	292.5	13	1'44.330	28.684	14.678	30.202	30.766	284.1
5	1'39.867	24.896	14.527	29.716	30.728	290.1	14	1'40.620	25.211	14.548	30.150	30.711	285.1
6	1'39.467	24.796	14.542	29.735	30.394	291.1	4th 99 Jorge LORENZO Ducati Team SPA						
7	1'39.732	24.836	14.685	29.688	30.523	292.2	Runs=2 Total laps=15 Full laps=12						
8	6'43.988 P	25.003	14.745	31.308	5'32.932	286.5	1	1'47.574	31.365	14.880	30.560	30.769	290.0
9	1'55.579	34.589	15.204	33.267	32.519	282.7	2	1'40.001	25.071	14.450	29.840	30.640	292.3
10	1'40.547	25.297	14.730	29.852	30.668	286.7	3	1'39.732	25.012	14.381	29.889	30.450	292.9
11	1'39.920	24.853	14.691	29.722	30.654	287.6	4	1'39.933	25.064	14.532	29.816	30.521	292.1
12	1'39.714	24.845	14.630	29.643	30.596	288.0	5	1'39.854	24.953	14.513	29.863	30.525	292.5
13	1'40.213	24.879	14.743	29.665	30.926	287.0	6	1'40.104	24.997	14.589	29.926	30.592	289.8
14	1'47.376	28.190	16.297	31.043	31.846	228.9	7	1'40.320	25.128	14.585	29.982	30.625	291.4
15	1'40.102	24.965	14.748	29.848	30.541	286.2	8	7'22.791 P	26.440	14.783	30.937	6'10.631	287.3
2nd 5 Johann ZARCO Monster Yamaha Tec FRA							9 1'46.162 30.670 14.750 30.117 30.625 287.0						
Runs=2 Total laps=16 Full laps=13							10 1'40.169 24.988 14.576 30.050 30.555 292.1						
1	2'17.418	57.683	15.556	32.069	32.110	267.5	11	1'40.283	24.984	14.557	30.126	30.616	291.0
2	1'42.827	26.010	14.650	30.867	31.300	289.8	12	1'40.260	25.053	14.541	30.003	30.663	293.2
3	1'41.287	25.589	14.588	30.351	30.759	294.1	13	1'40.517	25.071	14.633	30.133	30.680	290.7
4	1'41.798	25.305	14.644	30.999	30.850	292.3	14	1'40.643	25.233	14.614	30.106	30.690	290.4
5	1'41.421	25.243	14.517	30.800	30.861	292.8	15	1'40.499	25.082	14.639	30.132	30.646	290.4
6	1'40.439	25.240	14.536	30.086	30.577	293.0	5th 35 Cal CRUTCHLOW LCR Honda GBR						
7	1'40.825	25.228	14.603	30.238	30.756	292.0	Runs=2 Total laps=13 Full laps=9						
8	5'40.058 P	25.243	14.693	30.265	4'29.857	287.4	1	2'10.510	46.080	15.438	35.386	33.606	280.6
9	1'48.021	31.180	15.110	30.939	30.792	284.2	2	1'44.056	27.900	14.771	30.433	30.952	287.3
10	1'40.247	25.017	14.580	30.044	30.606	288.2	3	1'40.267	25.124	14.666	29.858	30.619	285.7
11	1'39.674	24.897	14.465	29.847	30.465	289.5	4	1'39.981	25.005	14.652	29.746	30.578	287.1
12	1'39.791	24.929	14.490	29.869	30.503	290.0	5	1'39.790	24.889	14.558	29.880	30.463	289.6
13	1'40.452	25.069	14.551	30.111	30.721	290.0	6	1'46.770	29.535	14.819	30.818	31.598	288.0
14	1'42.547	25.381	15.561	30.638	30.967	284.2	7	8'27.819 P	25.047	14.572	29.883	7'18.317	289.6
15	1'41.467	25.290	14.605	30.199	31.373	288.8	8	1'51.748	32.176	16.912	31.242	31.418	268.4
16	1'40.856	25.316	14.617	30.117	30.806	286.5	9	1'40.749	25.149	14.659	30.064	30.877	286.5
3rd 94 Jonas FOLGER Monster Yamaha Tec GER							10 1'40.412 25.075 14.657 29.971 30.709 287.5						
Runs=2 Total laps=14 Full laps=11							11 1'43.067 25.141 16.782 30.068 31.076 276.2						
1	2'22.328	1'04.048	15.701	31.437	31.142	275.9	12	1'40.421	25.084	14.705	29.937	30.695	289.8
2	1'41.703	25.508	14.499	30.383	31.313	290.0	PIT 25.355 14.850 31.056 286.0						
3	1'39.675	25.081	14.368	29.900	30.326	289.6	6th 46 Valentino ROSSI Movistar Yamaha Mot ITA						
4	1'41.530	25.083	14.423	31.104	30.920	292.9	Runs=2 Total laps=16 Full laps=13						
5	1'44.385	25.054	14.452	33.660	31.219	289.0	1	2'41.258	1'21.926	15.590	32.006	31.736	278.3
6	1'40.067	25.218	14.425	29.893	30.531	289.9	2	1'42.672	25.852	14.796	30.852	31.172	283.2
7	1'40.344	25.216	14.448	30.004	30.676	290.8							

Fastest Lap: Marc MARQUEZ Repsol Honda Team SPA **1'39.467** 24.796 14.542 29.735 30.394

These data/results cannot be reproduced, stored and/or transmitted in whole or in part by any manner of electronic, mechanical, photocopying, recording, broadcasting or otherwise now known or herein after developed without the previous express consent by the copyright owner, except for reproduction in daily press and regular printed publications on sale to the public within 60 days of the event related to those data/results and always provided that copyright symbol appears together as follows below.
© DORNA, 2017



Free Practice Nr. 4

MotoGP

Lap	Lap Time	T1	T2	T3	T4	Speed	Lap	Lap Time	T1	T2	T3	T4	Speed	
3	1'41.394	25.471	14.647	30.277	30.999	285.6	5	1'52.999	29.011	17.080	33.614	33.294	214.4	
4	1'41.097	25.347	14.581	30.208	30.961	286.2	6	1'46.823	25.352	16.880	31.505	33.086	237.2	
5	1'40.737	25.187	14.617	30.115	30.818	285.4	7	1'42.732	25.297	14.564	31.982	30.889	293.0	
6	5'01.813 P	25.320	14.560	30.780	3'51.153	287.3	8	5'24.715 P	25.190	14.548	30.237	4'14.740	290.2	
7	1'50.003	33.221	14.994	30.856	30.932	283.6	9	1'48.426	29.481	15.210	31.528	32.207	279.5	
8	1'40.057	25.215	14.460	29.915	30.467	287.5	10	1'40.049	25.083	14.524	29.889	30.553	289.1	
9	1'39.871	25.092	14.454	29.886	30.439	288.4	11	1'40.364	25.185	14.542	29.968	30.669	290.5	
10	1'39.968	25.001	14.487	30.042	30.438	287.3	12	1'41.068	25.062	14.555	30.432	31.019	290.4	
11	1'40.092	25.057	14.483	29.949	30.603	286.9	13	1'43.991	28.165	14.661	30.270	30.895	289.9	
12	1'44.596	25.044	14.585	33.811	31.156	284.9	14	1'40.877	25.222	14.644	30.162	30.849	288.8	
13	1'40.375	25.124	14.498	30.052	30.701	287.2	PIT			27.778	16.435	32.158	254.6	
14	1'40.341	25.105	14.508	30.116	30.612	287.8	10th 53 Tito RABAT						EG 0,0 Marc VDS	SPA
15	1'40.400	25.128	14.544	30.010	30.718	287.0	Runs=2			Total laps=15	Full laps=12			
16	1'40.494	25.109	14.570	30.107	30.708	286.1	1	1'55.686	36.957	15.207	31.365	32.157	283.9	

7th	4	Andrea DOVIZIOSO	Ducati Team	ITA		
		Runs=2	Total laps=13	Full laps=9		
1	2'17.871	59.454	15.428	31.669	31.320	279.5
2	1'42.495	25.746	14.742	30.842	31.165	289.6
3	1'41.760	25.546	14.582	31.091	30.541	295.1
4	1'39.999	25.054	14.471	30.039	30.435	294.9
5	1'39.947	25.006	14.461	30.007	30.473	295.4
6	10'17.509 P	25.068	14.538	30.102	9'07.801	288.6
7	1'48.561	31.006	15.352	31.453	30.750	283.4
8	1'41.785	25.097	14.437	30.859	31.392	294.0
9	1'41.469	24.915	14.541	31.101	30.912	291.9
10	1'41.070	24.987	14.962	30.239	30.882	292.6
11	1'40.087	24.989	14.511	29.899	30.688	292.2
12	1'40.141	25.006	14.464	29.894	30.777	294.0
PIT		25.016	14.559	30.046	292.5	

8th	26	Dani PEDROSA	Repsol Honda Team	SPA		
		Runs=2	Total laps=16	Full laps=13		
1	2'17.004	57.050	15.651	32.154	32.149	275.7
2	1'43.109	25.896	14.941	30.763	31.509	288.8
3	1'41.037	25.390	14.654	30.123	30.870	290.0
4	1'40.724	25.111	14.618	30.360	30.635	293.0
5	1'39.994	24.973	14.632	29.831	30.558	293.0
6	1'40.336	25.092	14.605	29.974	30.665	291.8
7	1'40.842	25.157	14.620	30.112	30.953	293.7
8	4'31.951 P	26.213	14.664	30.596	3'20.478	289.4
9	1'53.075	35.102	15.338	31.193	31.442	284.2
10	1'42.007	25.679	14.864	30.357	31.107	288.6
11	1'47.143	25.372	14.819	32.198	34.754	288.6
12	1'41.066	25.425	14.685	30.137	30.819	288.8
13	1'40.872	25.205	14.685	29.996	30.986	291.1
14	2'08.613	25.096	38.197	33.959	31.361	217.3
15	1'42.020	25.388	14.772	30.168	31.692	291.4
16	1'40.555	25.184	14.710	29.999	30.662	288.8

9th	44	PoI ESPARGARO	Red Bull KTM Factory	SPA		
		Runs=2	Total laps=15	Full laps=11		
1	1'57.430	37.910	15.044	31.430	33.046	288.5
2	1'44.969	25.722	14.558	31.317	33.372	291.4
3	1'41.047	25.172	14.606	30.357	30.912	288.6
4	1'40.399	25.074	14.518	30.013	30.794	291.9

11th	19	Alvaro BAUTISTA	Pull&Bear Aspar Tea	SPA		
		Runs=1	Total laps=17	Full laps=15		
1	2'13.555	47.486	15.384	35.406	35.279	286.3
2	1'41.782	25.732	14.758	30.359	30.933	291.3
3	1'40.484	25.189	14.672	30.067	30.556	291.4
4	1'40.165	25.153	14.584	29.926	30.502	293.0
5	1'40.075	25.127	14.520	29.869	30.559	292.6
6	1'43.224	27.785	14.867	29.951	30.621	289.8
7	1'40.631	25.130	14.603	30.243	30.655	290.9
8	1'40.270	25.098	14.601	29.887	30.684	289.6
9	1'40.278	24.981	14.663	29.975	30.659	285.7
10	1'40.274	25.057	14.677	29.973	30.567	289.0
11	1'40.286	25.023	14.623	30.037	30.603	290.3
12	1'40.324	25.111	14.650	29.893	30.670	287.9
13	1'40.207	25.033	14.683	29.901	30.590	289.6
14	1'40.301	25.092	14.594	30.032	30.583	291.3
15	1'40.395	25.018	14.583	30.024	30.770	289.5
16	1'40.192	25.069	14.563	29.958	30.602	292.5
PIT		27.830	15.679	31.830	281.9	

12th	41	Aleix ESPARGARO	Aprilia Racing Team	SPA		
		Runs=2	Total laps=12	Full laps=8		
1	2'21.508	1'03.019	15.427	31.209	31.853	280.7
2	1'41.125	25.451	14.530	30.161	30.983	287.6
3	1'40.407	25.097	14.495	30.172	30.643	288.1
4	1'40.241	25.041	14.476	30.076	30.648	292.0

Fastest Lap: Marc MARQUEZ Repsol Honda Team SPA 1'39.467 24.796 14.542 29.735 30.394

These data/results cannot be reproduced, stored and/or transmitted in whole or in part by any manner of electronic, mechanical, photocopying, recording, broadcasting or otherwise now known or herein after developed without the previous express consent by the copyright owner, except for reproduction in daily press and regular printed publications on sale to the public within 60 days of the event related to those data/results and always provided that copyright symbol appears together as follows below.
© DORNA, 2017



Free Practice Nr. 4

MotoGP

Lap	Lap Time	T1	T2	T3	T4	Speed	Lap	Lap Time	T1	T2	T3	T4	Speed
5	1'40.718	25.403	14.491	30.290	30.534	294.1	10	1'40.489	25.194	14.651	29.947	30.697	290.3
6	1'40.288	25.149	14.596	29.906	30.637	284.2	11	4'12.130 P	27.959	15.539	31.103	2'57.529	268.2
7	6'28.333 P	25.136	14.491	30.165	5'18.541	292.1	12	1'51.893	31.622	15.586	33.278	31.407	273.2
8	1'51.168	31.141	15.708	32.864	31.455	281.9	13	1'40.274	25.182	14.608	29.858	30.626	283.8
9	1'40.508	25.428	14.655	29.898	30.527	285.5	14	1'42.003	25.154	15.180	30.591	31.078	277.3
10	1'40.099	25.114	14.614	29.784	30.587	286.8	16th 25 Maverick VIÑALES Movistar Yamaha Mot SPA						
11	1'40.775	25.083	14.600	30.167	30.925	284.9	Runs=3	Total laps=14	Full laps=9				
	PIT	28.363	14.834	31.242		286.4	1	2'12.074	51.476	15.431	32.971	32.196	281.9
13th 43 Jack MILLER EG 0,0 Marc VDS AUS							2	1'41.621	25.668	14.721	30.387	30.845	288.5
							3	1'46.702	25.941	17.085	32.694	30.982	244.2
							4	1'40.864	25.116	14.644	30.399	30.705	289.5
							5	1'40.384	25.144	14.664	30.004	30.572	289.3
							6	1'40.174	25.090	14.592	29.983	30.509	290.4
							7	1'41.432	25.143	14.588	30.953	30.748	292.0
							8	5'46.733 P	25.397	15.590	30.481	4'35.265	274.8
							9	1'49.483	31.752	15.428	30.860	31.443	284.9
							10	1'41.495	25.549	14.763	30.207	30.976	287.3
							11	1'41.098	25.264	14.720	30.289	30.825	287.6
							12	1'41.278	25.240	14.738	30.303	30.997	287.6
							13	3'55.143 P	26.395	14.746	30.924	2'43.078	281.9
							14	1'46.781	30.110	14.976	30.718	30.977	284.4
14th 9 Danilo PETRUCCI OCTO Pramac Racin ITA							17th 17 Karel ABRAHAM Pull&Bear Aspar Tea CZE						
							Runs=1	Total laps=9	Full laps=7				
							1	1'55.896	37.548	15.065	31.166	32.117	286.1
							2	1'44.749	25.776	14.842	31.019	33.112	284.5
							3	1'40.954	25.326	14.450	30.391	30.787	287.9
							4	1'45.145	25.279	14.743	32.967	32.156	287.3
							5	1'40.717	25.301	14.502	30.328	30.586	290.5
							6	1'40.377	25.112	14.511	30.112	30.642	288.5
							7	1'40.901	25.160	14.532	30.358	30.851	286.9
							8	1'40.571	25.134	14.541	30.192	30.704	287.8
								PIT	25.207	14.829	32.051		281.4
14th 9 Danilo PETRUCCI OCTO Pramac Racin ITA							18th 45 Scott REDDING OCTO Pramac Racin GBR						
							Runs=2	Total laps=15	Full laps=11				
							1	2'18.824	59.268	15.451	31.564	32.541	281.2
							2	1'42.108	25.368	14.540	30.636	31.564	289.6
							3	1'40.977	25.223	14.617	30.536	30.601	291.4
							4	1'40.627	25.165	14.500	30.359	30.603	294.3
							5	1'40.762	25.207	14.549	30.136	30.870	289.9
							6	6'06.716 P	27.742	14.669	30.460	4'53.845	289.9
							7	1'49.575	31.884	15.154	31.212	31.325	284.6
							8	1'41.430	25.468	14.683	30.206	31.073	286.9
							9	1'40.842	25.141	14.649	30.275	30.777	286.9
							10	1'40.407	25.086	14.600	29.970	30.751	285.0
							11	1'40.742	25.149	14.629	30.067	30.897	286.7
							12	1'57.493	31.358	17.234	34.482	34.419	217.8
							13	1'42.861	25.298	14.634	32.097	30.832	285.6
							14	1'48.500	28.062	16.881	31.146	32.411	234.6
								PIT	25.787	14.787	37.543		289.0
15th 29 Andrea IANNONE Team SUZUKI ECST ITA							19th 76 Loris BAZ Reale Avintia Racing FRA						
							Runs=2	Total laps=13	Full laps=9				
							1	1'48.405	31.643	15.070	30.567	31.125	281.2

Fastest Lap: Marc MARQUEZ Repsol Honda Team SPA 1'39.467 24.796 14.542 29.735 30.394

These data/results cannot be reproduced, stored and/or transmitted in whole or in part by any manner of electronic, mechanical, photocopying, recording, broadcasting or otherwise now known or herein after developed without the previous express consent by the copyright owner, except for reproduction in daily press and regular printed publications on sale to the public within 60 days of the event related to those data/results and always provided that copyright symbol appears together as follows below.
© DORNA, 2017

Official MotoGP Timing by TISSOT
www.motogp.com

Jerez de la Frontera, Saturday, May 06, 2017

Page 3 of 4



Free Practice Nr. 4

MotoGP

Lap	Lap Time	T1	T2	T3	T4	Speed	Lap	Lap Time	T1	T2	T3	T4	Speed
2	1'40.772	25.215	14.595	29.981	30.981	283.3	9	1'41.268	25.329	14.694	30.258	30.987	281.1
3	1'40.993	25.199	14.711	30.086	30.997	283.3	10	1'41.159	25.291	14.708	30.218	30.942	282.3
4	1'40.610	25.108	14.671	29.963	30.868	285.7	11	1'41.063	25.189	14.760	30.248	30.866	283.6
5	1'41.055	25.193	14.694	30.136	31.032	284.7	12	6'38.956 P	33.042	16.614	32.949	5'16.351	252.0
6	1'43.815	27.957	14.800	30.122	30.936	285.5	13	1'52.913	34.600	15.552	31.293	31.468	246.1
7	1'40.692	25.169	14.721	30.004	30.798	283.4	14	1'41.548	25.366	14.765	30.352	31.065	284.5
8	8'30.493 P	29.532	15.139	30.776	7'15.046	280.4	15	1'41.556	25.530	14.698	30.317	31.011	287.5
9	1'48.246	31.137	14.978	30.418	31.713	279.3	23rd 12 Takuya TSUDA Team SUZUKI ECST JPN						
10	1'40.777	25.140	14.678	30.083	30.876	285.0	Runs=3		Total laps=13		Full laps=7		
11	1'43.613	26.270	14.942	31.415	30.986	283.6	1	2'30.796	1'10.653	15.853	32.304	31.986	279.5
12	1'40.518	25.086	14.683	29.867	30.882	283.7	2	1'42.826	25.702	14.761	30.789	31.574	284.3
PIT		31.902	14.860	30.514		283.2	3	1'41.845	25.459	14.676	30.474	31.236	282.4

20th 8	Hector BARBERA	Reale Avintia Racing	SPA	Runs=2	Total laps=12	Full laps=8
1	1'49.014	32.271	14.868	30.741	31.134	285.5
2	1'40.817	25.359	14.539	30.238	30.681	291.9
3	1'40.692	25.169	14.525	30.254	30.744	290.6
4	1'42.469	25.233	14.588	31.767	30.881	290.4
5	1'40.835	25.357	14.527	30.301	30.650	293.7
6	1'40.766	25.357	14.580	30.182	30.647	290.9
7	7'09.589 P	25.561	16.232	30.592	5'57.204	284.2
8	1'57.702	33.950	15.474	31.356	36.922	285.4
9	1'47.624	26.372	15.286	34.792	31.174	284.7
10	1'41.589	25.468	14.569	30.548	31.004	293.3
11	1'41.956	25.566	14.587	30.402	31.401	291.4
PIT		25.406	14.756	30.575		291.1

21st 38	Bradley SMITH	Red Bull KTM Factory	GBR	Runs=2	Total laps=15	Full laps=12
1	2'04.756	45.366	15.585	31.836	31.969	280.0
2	1'42.259	25.782	14.805	30.532	31.140	283.9
3	1'41.435	25.397	14.682	30.274	31.082	286.0
4	1'41.172	25.304	14.646	30.247	30.975	288.2
5	1'41.012	25.264	14.647	30.197	30.904	286.3
6	1'41.215	25.302	14.743	30.244	30.926	283.7
7	1'41.131	25.275	14.699	30.178	30.979	287.2
8	6'44.808 P	27.784	15.345	31.307	5'30.372	275.2
9	1'53.143	34.288	15.463	31.551	31.841	282.4
10	1'42.417	25.768	14.815	30.576	31.258	285.7
11	1'41.187	25.379	14.607	30.225	30.976	287.0
12	1'40.969	25.281	14.586	30.201	30.901	286.7
13	1'40.868	25.138	14.701	30.179	30.850	286.3
14	1'42.710	26.891	14.693	30.285	30.841	287.4
15	1'40.784	25.168	14.594	30.266	30.756	287.9

22nd 22	Sam LOWES	Aprilia Racing Team	GBR	Runs=2	Total laps=15	Full laps=12
1	2'14.089	53.827	15.284	32.286	32.692	281.9
2	1'42.384	25.836	14.772	30.623	31.153	286.7
3	1'41.388	25.572	14.574	30.325	30.917	288.3
4	1'49.308	25.262	14.624	38.267	31.155	286.7
5	1'41.027	25.315	14.687	30.240	30.785	287.0
6	1'40.802	25.346	14.683	29.988	30.785	286.1
7	1'40.877	25.154	14.652	30.196	30.875	285.4
8	1'45.251	25.202	14.694	33.500	31.855	282.6

Fastest Lap: Marc MARQUEZ Repsol Honda Team SPA 1'39.467 24.796 14.542 29.735 30.394

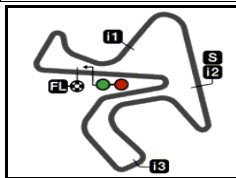
These data/results cannot be reproduced, stored and/or transmitted in whole or in part by any manner of electronic, mechanical, photocopying, recording, broadcasting or otherwise now known or herein after developed without the previous express consent by the copyright owner, except for reproduction in daily press and regular printed publications on sale to the public within 60 days of the event related to those data/results and always provided that copyright symbol appears together as follows below.
© DORNA, 2017

Official MotoGP Timing by TISSOT
www.motogp.com



Jerez de la Frontera, Saturday, May 06, 2017

Page 4 of 4



4423 m.

GRAN PREMIO RED BULL DE ESPAÑA

Free Practice Nr. 4

Best Partial Times

MotoGP™

IT Ideal Lap Time, sum of the best partial times

BT Best Lap Time

T1		T2		T3		T4				IT		BT	
Pos	Rider	Time	Rider	Time	Rider	Time	Rider	Time	Pos	Rider	IT	BT	
1	M.MARQUEZ	24.796	J.FOLGER	14.368	M.MARQUEZ	29.643	J.FOLGER	30.326	1	M.MARQUEZ	1'39.360	1'39.467	(1)
2	J.MILLER	24.878	J.LORENZO	14.381	C.CRUTCHLOW	29.746	M.MARQUEZ	30.394	2	J.LORENZO	1'39.600	1'39.732	(4)
3	C.CRUTCHLOW	24.889	A.DOVIZIOSO	14.437	A.ESPARGARO	29.784	A.DOVIZIOSO	30.435	3	J.FOLGER	1'39.641	1'39.675	(3)
4	J.ZARCO	24.897	A.IANNONE	14.442	J.LORENZO	29.816	V.ROSSI	30.438	4	C.CRUTCHLO	1'39.656	1'39.790	(5)
5	T.RABAT	24.898	K.ABRAHAM	14.450	J.MILLER	29.821	J.LORENZO	30.450	5	J.ZARCO	1'39.674	1'39.674	(2)
6	A.DOVIZIOSO	24.915	V.ROSSI	14.454	D.PEDROSA	29.831	C.CRUTCHLOW	30.463	6	A.DOVIZIOSO	1'39.681	1'39.947	(7)
7	J.LORENZO	24.953	J.ZARCO	14.465	T.RABAT	29.842	J.ZARCO	30.465	7	V.ROSSI	1'39.779	1'39.871	(6)
8	D.PEDROSA	24.973	A.ESPARGARO	14.476	J.ZARCO	29.847	A.BAUTISTA	30.502	8	A.ESPARGAR	1'39.828	1'40.099	(12)
9	A.BAUTISTA	24.981	S.REDDING	14.500	A.IANNONE	29.858	M.VIÑALES	30.509	9	A.BAUTISTA	1'39.872	1'40.075	(11)
10	V.ROSSI	25.001	P.ESPARGARO	14.518	L.BAZ	29.867	A.IANNONE	30.520	10	A.IANNONE	1'39.892	1'40.171	(15)
11	D.PETRUCCI	25.031	D.PETRUCCI	14.519	A.BAUTISTA	29.869	A.ESPARGARO	30.527	11	D.PEDROSA	1'39.967	1'39.994	(8)
12	A.ESPARGARO	25.041	A.BAUTISTA	14.520	V.ROSSI	29.886	P.ESPARGARO	30.553	12	J.MILLER	1'40.017	1'40.129	(13)
13	J.FOLGER	25.054	H.BARBERA	14.525	P.ESPARGARO	29.889	D.PEDROSA	30.558	12	T.RABAT	1'40.017	1'40.072	(10)
14	P.ESPARGARO	25.062	T.RABAT	14.526	J.FOLGER	29.893	D.PETRUCCI	30.572	14	P.ESPARGAR	1'40.022	1'40.049	(9)
15	A.IANNONE	25.072	M.MARQUEZ	14.527	A.DOVIZIOSO	29.894	K.ABRAHAM	30.586	15	D.PETRUCCI	1'40.063	1'40.143	(14)
16	S.REDDING	25.086	C.CRUTCHLOW	14.558	D.PETRUCCI	29.941	S.REDDING	30.601	16	S.REDDING	1'40.157	1'40.407	(18)
17	L.BAZ	25.086	S.LOWES	14.574	S.REDDING	29.970	H.BARBERA	30.647	17	M.VIÑALES	1'40.170	1'40.174	(16)
18	M.VIÑALES	25.090	B.SMITH	14.586	M.VIÑALES	29.983	J.MILLER	30.704	18	K.ABRAHAM	1'40.260	1'40.377	(17)
19	K.ABRAHAM	25.112	M.VIÑALES	14.588	S.LOWES	29.988	T.RABAT	30.751	19	L.BAZ	1'40.346	1'40.518	(19)
20	B.SMITH	25.138	L.BAZ	14.595	K.ABRAHAM	30.112	B.SMITH	30.756	20	S.LOWES	1'40.501	1'40.802	(22)
21	S.LOWES	25.154	D.PEDROSA	14.605	B.SMITH	30.178	S.LOWES	30.785	21	H.BARBERA	1'40.523	1'40.692	(20)
22	H.BARBERA	25.169	J.MILLER	14.614	H.BARBERA	30.182	L.BAZ	30.798	22	B.SMITH	1'40.658	1'40.784	(21)
23	T.TSUDA	25.221	T.TSUDA	14.676	T.TSUDA	30.321	T.TSUDA	30.954	23	T.TSUDA	1'41.172	1'41.351	(23)

These data/results cannot be reproduced, stored and/or transmitted in whole or in part by any manner of electronic, mechanical, photocopying, recording, broadcasting or otherwise now known or herein after developed without the previous express consent by the copyright owner, except for reproduction in daily press and regular printed publications on sale to the public within 60 days of the event related to those data/results and always provided that copyright symbol appears together as follows below.


© DORNA, 2017

Official MotoGP Timing by TISSOT

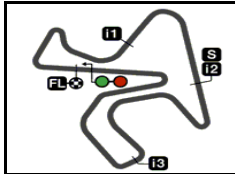
www.motogp.com



Circuito de Jerez

Results and timing service provided by 

MotoGP™




4423 m.

GRAN PREMIO RED BULL DE ESPAÑA

Free Practice Nr. 4

Fastest Laps Sequence

<i>Practice Time</i>	 <i>Rider</i>	<i>Nation</i>	<i>Motorcycle</i>	<i>Time</i>	<i>Km/h</i>	<i>Rider's Lap</i>
3'27.575	99 Jorge LORENZO	SPA	DUCATI	1'40.001	159.2	2
5'07.307	99 Jorge LORENZO	SPA	DUCATI	1'39.732	159.6	3
5'43.240	93 Marc MARQUEZ	SPA	HONDA	1'39.712	159.6	3
5'43.706	94 Jonas FOLGER	GER	YAMAHA	1'39.675	159.7	3
10'44.176	93 Marc MARQUEZ	SPA	HONDA	1'39.467	160.0	6

These data/results cannot be reproduced, stored and/or transmitted in whole or in part by any manner of electronic, mechanical, photocopying, recording, broadcasting or otherwise now known or herein after developed without the previous express consent by the copyright owner, except for reproduction in daily press and regular printed publications on sale to the public within 60 days of the event related to those data/results and always provided that copyright symbol appears together as follows below.

© DORNA, 2017

Official MotoGP Timing by TISSOT
www.motogp.com

Jerez de la Frontera, Saturday, May 06, 2017

