


## GRAN PREMIO MOTUL DE LA COMUNITAT VALENCIANA

## Race

Classification after 24 laps = 96.12 km

29

Pos		Rider	Nation	Team	Motorcycle	Total Time	Km/h	Gap
1	25	88 <b>Jorge MARTIN</b>	SPA	Del Conca Gresini Moto3	HONDA	<b>40'02.193</b>	144.0	
2	20	36 <b>Joan MIR</b>	SPA	Leopard Racing	HONDA	<b>40'05.953</b>	143.8	3.760
3	16	42 <b>Marcos RAMIREZ</b>	SPA	Platinum Bay Real Estate	KTM	<b>40'06.070</b>	143.8	3.877
4	13	5 <b>Romano FENATI</b>	ITA	Marinelli Rivacold Snipers	HONDA	<b>40'06.146</b>	143.8	3.953
5	11	33 <b>Enea BASTIANINI</b>	ITA	Estrella Galicia 0,0	HONDA	<b>40'06.192</b>	143.8	3.999
6	10	58 <b>Juanfran GUEVARA</b>	SPA	RBA BOE Racing Team	KTM	<b>40'07.133</b>	143.7	4.940
7	9	10 <b>Dennis FOGGIA</b>	ITA	Sky Junior Team VR46 Acade	KTM	<b>40'06.928</b>	143.7	4.735
8	8	17 <b>John MCPHEE</b>	GBR	British Talent Team	HONDA	<b>40'07.264</b>	143.7	5.071
9	7	44 <b>Aron CANET</b>	SPA	Estrella Galicia 0,0	HONDA	<b>40'07.411</b>	143.7	5.218
10	6	39 <b>Kazuki MASAKI</b>	JPN	Asia Talent Team	HONDA	<b>40'08.655</b>	143.6	6.462
11	5	24 <b>Tatsuki SUZUKI</b>	JPN	SIC58 Squadra Corse	HONDA	<b>40'08.737</b>	143.6	6.544
12	4	64 <b>Bo BENDSNEYDER</b>	NED	Red Bull KTM Ajo	KTM	<b>40'08.826</b>	143.6	6.633
13	3	71 <b>Ayumu SASAKI</b>	JPN	SIC Racing Team	HONDA	<b>40'10.880</b>	143.5	6.687
14	2	23 <b>Niccolò ANTONELLI</b>	ITA	Red Bull KTM Ajo	KTM	<b>40'18.293</b>	143.0	16.100
15	1	65 <b>Philipp OETTL</b>	GER	Südmittel Schedl GP Racing	KTM	<b>40'18.349</b>	143.0	16.156
16		16 <b>Andrea MIGNO</b>	ITA	SKY Racing Team VR46	KTM	<b>40'18.456</b>	143.0	16.263
17		7 <b>Adam NORRODIN</b>	MAL	SIC Racing Team	HONDA	<b>40'18.591</b>	143.0	16.398
18		84 <b>Jakub KORNFEIL</b>	CZE	Peugeot MC Saxoprint	PEUGEOT	<b>40'35.321</b>	142.0	33.128
19		95 <b>Jules DANILO</b>	FRA	Marinelli Rivacold Snipers	HONDA	<b>40'36.000</b>	142.0	33.807
20		48 <b>Lorenzo DALLA PORTA</b>	ITA	Aspar Mahindra Moto3	MAHINDRA	<b>40'36.553</b>	142.0	34.360
21		41 <b>Nakarin ATIRATPHUVAP</b>	THA	Honda Team Asia	HONDA	<b>40'36.822</b>	142.0	34.629
22		96 <b>Manuel PAGLIANI</b>	ITA	CIP	MAHINDRA	<b>40'36.596</b>	142.0	34.403
23		75 <b>Albert ARENAS</b>	SPA	Aspar Mahindra Moto3	MAHINDRA	<b>40'37.151</b>	141.9	34.958
24		27 <b>Kaito TOBA</b>	JPN	Honda Team Asia	HONDA	<b>40'37.923</b>	141.9	35.730
25		14 <b>Tony ARBOLINO</b>	ITA	SIC58 Squadra Corse	HONDA	<b>40'41.524</b>	141.7	39.331
26		6 <b>Maria HERRERA</b>	SPA	MH6 Team	KTM	<b>40'48.402</b>	141.3	46.209
27		11 <b>Livio LOI</b>	BEL	Leopard Racing	HONDA	<b>40'53.727</b>	141.0	51.534
28		12 <b>Marco BEZZECCHI</b>	ITA	CIP	MAHINDRA	<b>41'19.302</b>	139.5	1'17.109
29		4 <b>Patrik PULKKINEN</b>	FIN	Peugeot MC Saxoprint	PEUGEOT	<b>41'33.249</b>	133.0	1 lap
<b>Not Classified</b>								
		21 <b>Fabio DI GIANNANTONIO</b>	ITA	Del Conca Gresini Moto3	HONDA	<b>12'44.467</b>	132.0	17 laps
		19 <b>Gabriel RODRIGO</b>	ARG	RBA BOE Racing Team	KTM	<b>3'24.984</b>	140.6	22 laps

The results are provisional until the end of the limit for protest and appeals.

Time limit for protest expires 30' after publication of the results - ..... Time: .....

These data/results cannot be reproduced, stored and/or transmitted in whole or in part by any manner of electronic, mechanical, photocopying, recording, broadcasting or otherwise now known or herein after developed without the previous express consent by the copyright owner, except for reproduction in daily press and regular printed publications on sale to the public within 60 days of the event related to those data/results and always provided that copyright symbol appears together as follows below.

© DORNA, 2017

Official MotoGP Timing by TISSOT  
www.motogp.com

Cheste, Sunday, November 12, 2017

Page 1 of 2

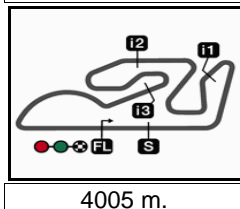


## GRAN PREMIO MOTUL DE LA COMUNITAT VALENCIANA

## Race

Classification after 24 laps = 96.12 km

29



Pos	Rider	Nation	Team	Motorcycle	Total Time	Km/h	Gap
-----	-------	--------	------	------------	------------	------	-----

Race condition: Dry

Air: 20°

Humidity: 36%

Ground: 20°

Pole Position:

Fastest Lap (New record):

Circuit Record Lap:

Circuit Best Lap:

	Jorge MARTIN	1'38.428	146.4 Km/h
Lap 2	Marcos RAMIREZ	1'39.109	145.4 Km/h
2014	Efren VAZQUEZ	1'39.400	145.0 Km/h
2017	Jorge MARTIN	1'38.428	146.4 Km/h

10:45'00

10:58'00

11:01'01

11:01'21 Livio LOI

11:03'03

11:05'31 Gabriel RODRIGO

11:06'17 Marco BEZZECCHI

11:06'37 Marco BEZZECCHI

11:11'18 Fabio DI GIANNANTONIO

11:12'19 Fabio DI GIANNANTONIO

11:13'47 Fabio DI GIANNANTONIO

11:18'17 Patrik PULKKINEN

11:20'34 Patrik PULKKINEN

11:29'22 Tatsuki SUZUKI

11:35'47 Dennis FOGGIA

11:41'40 Dennis FOGGIA

11:44'49 Manuel PAGLIANI

SIGHTING LAP START

WARM UP LAP START

RACE START

starting from pit lane

No jump start

crashed out - Rider OK

crashed out - Rider OK

re-joined race

crashed out - Rider OK

re-joined race

entered pits and retired

entered pits

re-joined race

to drop 1 position - due to exceeding t

to drop 1 position - due to exceeding t

drops 1 position - due to exceeding tr:

drops 1 position - due to exceeding tr:

The results are provisional until the end of the limit for protest and appeals.

Time limit for protest expires 30' after publication of the results - ..... Time: .....

These data/results cannot be reproduced, stored and/or transmitted in whole or in part by any manner of electronic, mechanical, photocopying, recording, broadcasting or otherwise now known or herein after developed without the previous express consent by the copyright owner, except for reproduction in daily press and regular printed publications on sale to the public within 60 days of the event related to those data/results and always provided that copyright symbol appears together as follows below.

© DORNA, 2017

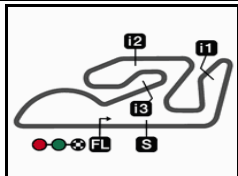
Official MotoGP Timing by TISSOT

www.motogp.com

Cheste, Sunday, November 12, 2017

Page 2 of 2





4005 m.

## GRAN PREMIO MOTUL DE LA COMUNITAT VALENCIANA

Moto3™

## World Championship Classification

30

Rider	Nation	Points	Leader	Previous	QAT	ARG	AME	SPA	FRA	ITA	CAT	NED	GER	CZE	AUT	GBR	RSM	ARA	JPN	AUS	MAL	VAL	
1	MIR Joan	SPA	341			25	25	8	16	25	9	25	7	25	25	25	11	20	25	0	25	25	20
2	FENATI Romano	ITA	248	93	93	11	9	25	20	-	3	20	20	20	20	3	9	25	6	25	10	9	13
3	CANET Aron	SPA	199	142	49	13	5	-	25	20	11	11	25	-	16	11	25	-	11	11	-	8	7
4	MARTIN Jorge	SPA	196	145	3	16	16	20	7	-	1	16	13	-	-	16	16	-	13	1	16	20	25
5	DI GIANNANTONIO Fabi	ITA	153	188	43	8	-	16	11	16	20	9	-	5	0	10	6	16	20	9	-	7	-
6	BASTIANINI Enea	ITA	141	200	12	0	0	13	8	10	5	13	-	10	0	6	20	2	16	0	11	16	11
7	MCPHEE John	GBR	131	210	10	20	20	9	-	4	10	4	16	-	10	-	3	-	10	6	-	11	8
8	RAMIREZ Marcos	SPA	123	218	8	7	3	0	13	13	7	10	10	16	9	4	-	4	9	2	0	0	16
9	MIGNO Andrea	ITA	118	223	5	10	11	4	10	8	25	8	2	0	5	0	8	7	5	3	2	10	0
10	OETTL Philipp	GER	105	236	13	-	13	7	-	0	2	3	5	11	3	20	7	13	7	10	3	0	1
11	GUEVARA Juanfran	SPA	88	253	17	-	7	10	6	11	16	0	4	4	11	2	-	-	4	-	0	3	10
12	BULEGA Nicolo	ITA	81	260	7	2	0	11	9	0	6	7	6	13	0	5	0	11	2	4	5	-	-
13	LOI Livio	BEL	80	261	1	4	10	1	0	0	0	0	0	9	0	13	10	-	-	0	20	13	0
14	SUZUKI Tatsuki	JPN	71	270	9	1	8	-	-	-	-	6	8	7	8	-	5	-	3	13	7	-	5
15	BENDSNEYDER Bo	NED	65	276	6	0	0	-	5	7	4	1	-	8	13	-	-	10	0	7	0	6	4
16	RODRIGO Gabriel	ARG	54	287	11	-	-	5	3	-	-	-	9	-	0	9	13	-	-	-	13	2	-
17	NORRODIN Adam	MAL	42	299	12	6	0	0	-	-	0	0	-	3	7	8	4	-	1	-	8	5	0
18	ANTONELLI Niccolò	ITA	38	303	4	9	-	2	0	-	0	5	-	-	0	-	0	-	0	20	-	-	2
19	BINDER Darryn	RSA	35	306	3	3	4	6	0	-	13	-	3	6	-	-	-	-	0	0	0	-	-
20	SASAKI Ayumu	JPN	32	309	3	5	0	0	1	0	8	0	1	0	1	0	0	-	0	-	9	4	3
21	DANILO Jules	FRA	29	312	3	0	0	3	4	9	-	-	11	2	-	0	0	-	0	0	-	-	0
22	KORNFEIL Jakub	CZE	26	315	3	0	0	0	0	5	0	0	0	0	0	0	9	0	8	4	0	0	0
23	BEZZECCHI Marco	ITA	20	321	6	0	0	0	-	1	0	2	0	1	0	-	0	-	0	16	-	0	0
24	FOGGIA Dennis	ITA	19	322	1	-	-	-	-	-	-	-	-	-	2	-	-	-	8	-	-	-	9
25	ATIRATPHUVAPAT Nak	THA	16	325	3	0	0	0	0	3	0	0	0	0	6	-	2	-	-	5	0	0	0
26	ARENAS Albert	SPA	14	327	2	-	0	0	2	-	-	-	-	-	4	-	0	8	0	-	-	-	0
27	MASIA Jaume	SPA	13	328	1	-	-	-	-	-	-	-	-	-	-	7	-	6	0	-	-	-	-
28	DALLA PORTA Lorenzo	ITA	9	332	4	0	-	0	0	2	0	0	-	0	0	-	0	1	-	-	6	-	0

These data/results cannot be reproduced, stored and/or transmitted in whole or in part by any manner of electronic, mechanical, photocopying, recording, broadcasting or otherwise now known or herein after developed without the previous express consent by the copyright owner, except for reproduction in daily press and regular printed publications on sale to the public within 60 days of the event related to those data/results and always provided that copyright symbol appears together as follows below.

© DORNA, 2017

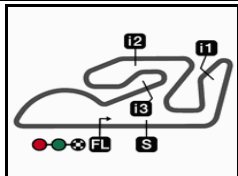
Official MotoGP Timing by TISSOT  
www.motogp.com

Cheste, Sunday, November 12, 2017

Page 1 of 3

motoE™





4005 m.

## GRAN PREMIO MOTUL DE LA COMUNITAT VALENCIANA

Moto3™

## World Championship Classification

30

29	<b>PAGLIANI Manuel</b>	ITA	<b>8</b>	333	1	0	0	0	0	0	0	0	0	0	0	0	0	0	1	5	0	-	1	1	0
30	<b>TOBA Kaito</b>	JPN	<b>7</b>	334	1	0	6	-	0	-	0	0	0	0	0	1	-	-	0	0	0	0	0	0	0
31	<b>MASAKI Kazuki</b>	JPN	<b>6</b>	335	1	-	-	-	-	-	-	-	-	-	-	-	-	-	-	-	-	-	-	-	6
32	<b>KENT Danny</b>	GBR	<b>6</b>	335	0	-	-	-	-	6	-	-	-	-	-	-	-	-	-	-	-	-	-	-	-
33	<b>FABBRI Alex</b>	RSM	<b>3</b>	338	3	-	-	-	-	-	-	-	-	-	-	-	-	3	-	-	-	-	-	-	-
34	<b>ARBOLINO Tony</b>	ITA	<b>2</b>	339	1	0	2	0	0	0	0	0	-	-	0	0	0	-	0	0	0	0	0	0	0
35	<b>HERRERA Maria</b>	SPA	<b>1</b>	340	1	0	1	0	0	0	0	0	0	0	-	0	0	-	-	-	0	0	0	0	0
36	<b>GEORGI Tim</b>	GER	<b>0</b>	341	1	-	-	-	-	-	-	-	0	0	-	-	-	-	-	-	-	-	-	-	-
37	<b>BOOTH-AMOS Tom</b>	GBR	<b>0</b>	341	0	-	-	-	-	-	-	-	-	-	-	0	-	-	-	-	-	-	-	-	-
38	<b>PULKKINEN Patrik</b>	FIN	<b>0</b>	341	0	-	0	0	0	0	0	0	0	0	0	0	0	-	0	0	0	-	0	0	0
39	<b>TOPARIS Tom</b>	AUS	<b>0</b>	341	0	-	-	-	-	-	-	-	-	-	-	-	-	-	-	0	0	-	-	-	-
40	<b>FERNANDEZ Raul</b>	SPA	<b>0</b>	341	0	-	-	-	0	-	-	-	0	-	-	-	-	-	-	-	-	-	-	-	-
41	<b>KOFLER Maximilian</b>	AUT	<b>0</b>	341	0	-	-	-	-	-	-	-	-	-	0	-	-	-	-	-	-	-	-	-	-
42	<b>POLANCO Aaron</b>	SPA	<b>0</b>	341	0	-	-	-	-	-	-	-	-	-	-	-	-	0	-	-	-	-	-	-	-
43	<b>MARTINEZ-ABREGO Ga</b>	MEX	<b>0</b>	341	0	-	-	0	-	-	-	-	-	0	-	-	-	-	-	-	-	-	-	-	-
44	<b>VIU Aleix</b>	SPA	<b>0</b>	341	0	-	-	-	-	-	-	0	-	-	-	-	-	-	-	-	-	-	-	-	-

These data/results cannot be reproduced, stored and/or transmitted in whole or in part by any manner of electronic, mechanical, photocopying, recording, broadcasting or otherwise now known or herein after developed without the previous express consent by the copyright owner, except for reproduction in daily press and regular printed publications on sale to the public within 60 days of the event related to those data/results and always provided that copyright symbol appears together as follows below.

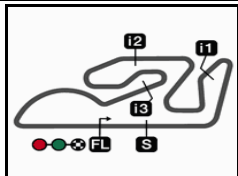
© DORNA, 2017

Official MotoGP Timing by TISSOT  
www.motogp.com

Chestre, Sunday, November 12, 2017

Page 2 of 3





4005 m.

## GRAN PREMIO MOTUL DE LA COMUNITAT VALENCIANA

Moto3™

## World Championship Classification

30

Constructor	Points	Leader Previous	QAT	ARG	AME	SPA	FRA	ITA	CAT	NED	GER	CZE	AUT	GBR	RSM	ARA	JPN	AUS	MAL	VAL
1 HONDA	445		25	25	25	25	25	20	25	25	25	25	25	25	25	25	25	25	25	25
2 KTM	248	197	197	10	13	11	13	13	25	10	10	16	13	20	13	9	20	13	10	16
3 MAHINDRA	43	402	205	-	-	-	2	2	-	2	-	4	-	1	8	-	16	6	1	-
4 PEUGEOT	26	419	17	-	-	-	-	5	-	-	-	-	-	-	9	-	8	4	-	-

These data/results cannot be reproduced, stored and/or transmitted in whole or in part by any manner of electronic, mechanical, photocopying, recording, broadcasting or otherwise now known or herein after developed without the previous express consent by the copyright owner, except for reproduction in daily press and regular printed publications on sale to the public within 60 days of the event related to those data/results and always provided that copyright symbol appears together as follows below.  
© DORNA, 2017

Official MotoGP Timing by TISSOT  
www.motogp.com

Cheste, Sunday, November 12, 2017

Page 3 of 3

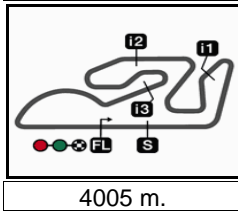


GRAN PREMIO MOTUL DE LA COMUNITAT VALENCIANA

Race

Lap Chart

31



4005 m.

Pos	1	2	3	4	5	6	7	8	9	10	11	12	13	14	15	16	17	18	19	20	21	22	23	24	25	26	27	28	29	30	31
Grid	88	36	19	24	33	44	71	42	21	64	58	7	5	23	10	65	75	39	48	27	95	17	96	16	84	4	11	12	14	6	41



1	88	19	36	33	71	21	58	24	44	42	5	23	64	10	39	7	65	84	16	75	4	17	12	48	96	41	27	95	14	6	11
2	88	19	36	33	21	71	58	42	44	24	5	23	64	10	39	7	65	16	17	84	75	12	96	48	41	95	27	14	6	4	11
3	88	21	33	58	71	42	44	24	5	23	10	64	39	7	65	17	16	84	36	75	96	48	41	95	27	14	6	4	11	12	
4	88	58	33	71	42	21	5	44	24	10	23	39	64	7	17	65	16	84	36	75	48	96	41	95	27	14	6	4	11	12	
5	88	33	42	21	58	71	44	5	24	10	39	23	64	7	17	65	36	16	84	96	48	75	41	95	27	14	6	4	11	12	
6	88	33	42	21	58	71	44	5	10	24	39	23	64	7	17	65	36	16	84	48	96	75	95	41	27	14	6	4	11	12	
7	88	33	42	58	71	44	5	10	24	39	17	23	64	7	36	65	16	84	48	75	96	95	41	27	14	6	4	11	12	21	
8	88	33	58	42	44	71	10	5	24	39	17	64	36	23	7	65	16	84	48	75	95	41	96	27	14	6	4	11	12		
9	88	33	42	58	44	10	71	5	24	39	36	17	64	7	65	23	16	84	48	75	95	96	41	27	14	6	4	11	12		
10	88	33	42	58	10	44	71	5	24	39	36	17	64	65	23	7	16	84	95	48	75	96	41	27	14	6	11	4	12		
L	11	88	42	10	58	33	71	5	24	44	39	36	17	64	65	23	16	7	84	48	75	95	96	41	27	14	6	11	12	4	
a	12	88	10	42	33	58	71	5	44	24	39	36	17	64	65	16	23	7	84	48	95	75	96	41	27	14	6	11	12	4	
P	13	88	10	33	42	58	71	5	24	44	39	36	17	64	65	16	23	7	84	48	95	75	41	96	27	14	6	11	12	4	
S	14	88	33	10	42	58	5	44	71	24	39	36	17	64	65	23	16	7	84	48	75	95	41	96	27	14	6	11	12	4	
	15	88	10	33	42	58	5	44	71	36	24	39	17	64	65	23	16	7	84	75	95	41	48	96	27	14	6	11	12	4	
	16	88	10	33	5	42	58	44	36	24	17	71	39	64	65	23	16	7	84	41	95	48	75	96	27	14	6	11	12	4	
	17	88	5	33	42	10	58	36	24	44	17	39	71	64	65	23	16	7	84	95	48	75	41	96	27	14	6	11	12	4	
	18	88	5	33	42	36	10	58	24	17	44	39	71	64	65	23	16	7	84	48	95	75	96	41	27	14	6	11	12	4	
	19	88	33	36	42	5	10	58	44	17	24	39	71	64	65	23	16	7	84	95	48	96	75	41	27	14	6	11	12	4	
	20	88	36	42	33	5	10	58	44	17	24	39	71	64	65	23	16	7	84	95	48	96	75	41	27	14	6	11	12	4	
	21	88	36	33	42	5	58	44	10	24	17	39	64	71	65	23	16	7	84	95	96	48	75	41	27	14	6	11	12	4	
	22	88	36	42	33	5	58	10	44	17	24	39	64	71	65	23	16	7	84	96	95	48	75	41	27	14	6	11	12	4	
	23	88	36	42	5	33	58	10	44	17	39	24	64	71	65	23	16	7	84	95	48	96	41	75	27	14	6	11	12	4	
	24	88	36	42	5	33	10	58	17	44	39	24	64	71	23	65	16	7	84	95	48	96	41	75	27	14	6	11	12		

Winner  Lapped rider

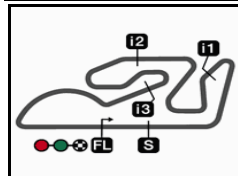
These data/results cannot be reproduced, stored and/or transmitted in whole or in part by any manner of electronic, mechanical, photocopying, recording, broadcasting or otherwise now known or herein after developed without the previous express consent by the copyright owner, except for reproduction in daily press and regular printed publications on sale to the public within 60 days of the event related to those data/results and always provided that copyright symbol appears together as follows below.

© DORNA, 2017

Official MotoGP Timing by TISSOT  
www.motogp.com

Cheste, Sunday, November 12, 2017





4005 m.

# Moto3™

## GRAN PREMIO MOTUL DE LA COMUNITAT VALENCIANA

Race

Fastest Lap of Each Rider

32

	Rider	Nation	Team	Motorcycle	Time	Lap Total	Gap
1	42 Marcos RAMIREZ	SPA	Platinum Bay Real Estate	KTM	<b>1'39.109</b>	2 24	
2	58 Juanfran GUEVARA	SPA	RBA BOE Racing Team	KTM	<b>1'39.153</b>	2 24	0.044 0.044
3	19 Gabriel RODRIGO	ARG	RBA BOE Racing Team	KTM	<b>1'39.236</b>	2 2	0.127 0.083
4	88 Jorge MARTIN	SPA	Del Conca Gresini Moto3	HONDA	<b>1'39.236</b>	3 24	0.127
5	21 Fabio DI GIANNANTONIO	ITA	Del Conca Gresini Moto3	HONDA	<b>1'39.258</b>	2 7	0.149 0.022
6	36 Joan MIR	SPA	Leopard Racing	HONDA	<b>1'39.265</b>	2 24	0.156 0.007
7	17 John MCPHEE	GBR	British Talent Team	HONDA	<b>1'39.474</b>	4 24	0.365 0.209
8	33 Enea BASTIANINI	ITA	Estrella Galicia 0,0	HONDA	<b>1'39.481</b>	24 24	0.372 0.007
9	5 Romano FENATI	ITA	Marinelli Rivacold Snipers	HONDA	<b>1'39.507</b>	24 24	0.398 0.026
10	10 Dennis FOGGIA	ITA	Sky Junior Team VR46 Acade	KTM	<b>1'39.583</b>	5 24	0.474 0.076
11	64 Bo BENDSNEYDER	NED	Red Bull KTM Ajo	KTM	<b>1'39.583</b>	12 24	0.474
12	16 Andrea MIGNO	ITA	SKY Racing Team VR46	KTM	<b>1'39.603</b>	6 24	0.494 0.020
13	44 Aron CANET	SPA	Estrella Galicia 0,0	HONDA	<b>1'39.612</b>	2 24	0.503 0.009
14	39 Kazuki MASAKI	JPN	Asia Talent Team	HONDA	<b>1'39.655</b>	5 24	0.546 0.043
15	71 Ayumu SASAKI	JPN	SIC Racing Team	HONDA	<b>1'39.730</b>	3 24	0.621 0.075
16	24 Tatsuki SUZUKI	JPN	SIC58 Squadra Corse	HONDA	<b>1'39.754</b>	21 24	0.645 0.024
17	7 Adam NORRODIN	MAL	SIC Racing Team	HONDA	<b>1'39.759</b>	6 24	0.650 0.005
18	23 Niccolò ANTONELLI	ITA	Red Bull KTM Ajo	KTM	<b>1'39.870</b>	6 24	0.761 0.111
19	65 Philipp OETTL	GER	Südmotall Schedl GP Racing	KTM	<b>1'39.982</b>	6 24	0.873 0.112
20	84 Jakub KORNFEIL	CZE	Peugeot MC Saxoprint	PEUGEOT	<b>1'40.149</b>	4 24	1.040 0.167
21	96 Manuel PAGLIANI	ITA	CIP	MAHINDRA	<b>1'40.334</b>	2 24	1.225 0.185
22	95 Jules DANILO	FRA	Marinelli Rivacold Snipers	HONDA	<b>1'40.462</b>	5 24	1.353 0.128
23	41 Nakarin ATIRATPHUVAPAT	THA	Honda Team Asia	HONDA	<b>1'40.576</b>	4 24	1.467 0.114
24	48 Lorenzo DALLA PORTA	ITA	Aspar Mahindra Moto3	MAHINDRA	<b>1'40.654</b>	2 24	1.545 0.078
25	12 Marco BEZZECCHI	ITA	CIP	MAHINDRA	<b>1'40.696</b>	2 24	1.587 0.042
26	6 Maria HERRERA	SPA	MH6 Team	KTM	<b>1'40.763</b>	8 24	1.654 0.067
27	27 Kaito TOBA	JPN	Honda Team Asia	HONDA	<b>1'40.852</b>	4 24	1.743 0.089
28	75 Albert ARENAS	SPA	Aspar Mahindra Moto3	MAHINDRA	<b>1'40.866</b>	24 24	1.757 0.014
29	14 Tony ARBOLINO	ITA	SIC58 Squadra Corse	HONDA	<b>1'40.869</b>	8 24	1.760 0.003
30	11 Livio LOI	BEL	Leopard Racing	HONDA	<b>1'41.072</b>	2 24	1.963 0.203
31	4 Patrik PULKKINEN	FIN	Peugeot MC Saxoprint	PEUGEOT	<b>1'41.376</b>	8 23	2.267 0.304

These data/results cannot be reproduced, stored and/or transmitted in whole or in part by any manner of electronic, mechanical, photocopying, recording, broadcasting or otherwise now known or herein after developed without the previous express consent by the copyright owner, except for reproduction in daily press and regular printed publications on sale to the public within 60 days of the event related to those data/results and always provided that copyright symbol appears together as follows below.

© DORNA, 2017

Official MotoGP Timing by TISSOT  
www.motogp.com

Cheste, Sunday, November 12, 2017






## GRAN PREMIO MOTUL DE LA COMUNITAT VALENCIANA

After the Race

## Event Best Maximum Speed

33



Rider	Nation Team	Motorcycle	Km/h	
58 Juanfran GUEVARA	SPA RBA BOE Racing Team	KTM	230.5	Free Practice Nr. 1
36 Joan MIR	SPA Leopard Racing	HONDA	227.2	Race
23 Niccolò ANTONELLI	ITA Red Bull KTM Ajo	KTM	226.8	Qualifying
71 Ayumu SASAKI	JPN SIC Racing Team	HONDA	226.4	Free Practice Nr. 3
11 Livio LOI	BEL Leopard Racing	HONDA	226.3	Qualifying
10 Dennis FOGGIA	ITA Sky Junior Team VR46 Academ	KTM	226.1	Race
17 John MCPHEE	GBR British Talent Team	HONDA	225.9	Race
65 Philipp OETTL	GER Südmetall Schedl GP Racing	KTM	225.7	Qualifying
19 Gabriel RODRIGO	ARG RBA BOE Racing Team	KTM	225.6	Free Practice Nr. 3
5 Romano FENATI	ITA Marinelli Rivacold Snipers	HONDA	225.0	Race
44 Aron CANET	SPA Estrella Galicia 0,0	HONDA	225.0	Race
42 Marcos RAMIREZ	SPA Platinum Bay Real Estate	KTM	224.9	Race
88 Jorge MARTIN	SPA Del Conca Gresini Moto3	HONDA	224.7	Free Practice Nr. 1
39 Kazuki MASAKI	JPN Asia Talent Team	HONDA	224.6	Race
7 Adam NORRODIN	MAL SIC Racing Team	HONDA	224.5	Qualifying
16 Andrea MIGNO	ITA SKY Racing Team VR46	KTM	224.4	Qualifying
95 Jules DANILLO	FRA Marinelli Rivacold Snipers	HONDA	224.2	Qualifying
14 Tony ARBOLINO	ITA SIC58 Squadra Corse	HONDA	223.9	Qualifying
33 Enea BASTIANINI	ITA Estrella Galicia 0,0	HONDA	223.9	Race
6 Maria HERRERA	SPA MH6 Team	KTM	223.7	Warm Up
21 Fabio DI GIANNANTONIO	ITA Del Conca Gresini Moto3	HONDA	223.4	Race
41 Nakarin ATIRATPHUVAPAT	THA Honda Team Asia	HONDA	222.8	Race
12 Marco BEZZECCHI	ITA CIP	MAHINDRA	222.6	Warm Up
40 Darryn BINDER	RSA Platinum Bay Real Estate	KTM	222.6	Free Practice Nr. 1
27 Kaito TOBA	JPN Honda Team Asia	HONDA	221.7	Warm Up
24 Tatsuki SUZUKI	JPN SIC58 Squadra Corse	HONDA	221.5	Race
64 Bo BENDSNEYDER	NED Red Bull KTM Ajo	KTM	221.5	Qualifying
75 Albert ARENAS	SPA Aspar Mahindra Moto3	MAHINDRA	221.1	Race
96 Manuel PAGLIANI	ITA CIP	MAHINDRA	221.0	Free Practice Nr. 2
48 Lorenzo DALLA PORTA	ITA Aspar Mahindra Moto3	MAHINDRA	221.0	Warm Up
8 Nicolo BULEGA	ITA SKY Racing Team VR46	KTM	221.0	Free Practice Nr. 1
84 Jakub KORNFEIL	CZE Peugeot MC Saxoprint	PEUGEOT	219.3	Free Practice Nr. 1
4 Patrik PULKKINEN	FIN Peugeot MC Saxoprint	PEUGEOT	218.9	Free Practice Nr. 3

These data/results cannot be reproduced, stored and/or transmitted in whole or in part by any manner of electronic, mechanical, photocopying, recording, broadcasting or otherwise now known or herein after developed without the previous express consent by the copyright owner, except for reproduction in daily press and regular printed publications on sale to the public within 60 days of the event related to those data/results and always provided that copyright symbol appears together as follows below.

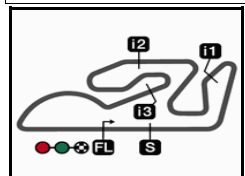
© DORNA, 2017

Official MotoGP Timing by TISSOT  
www.motogp.com

Cheste, Sunday, November 12, 2017







4005 m.

# GRAN PREMIO MOTUL DE LA COMUNITAT VALENCIANA

## Race

### Chronological Analysis of Performances

34

\* Lap / Sector time cancelled

T1 Time from finish line to 1st intermediate

T3 Time from 2nd intermed. to 3rd intermed.

P Crossing the finish line in pit lane

T2 Time from 1st intermed. to 2nd intermed.

T4 Time from 3rd intermediate to finish line

Lap	Lap Time	T1	T2	T3	T4	Speed	Lap	Lap Time	T1	T2	T3	T4	Speed
<b>1st 88 Jorge MARTIN</b> Del Conca Gresini Mo SPA							<b>3rd 42 Marcos RAMIREZ</b> Platinum Bay Real Es SPA						
Runs=1 Total laps=24 Full laps=23							Runs=1 Total laps=24 Full laps=23						
1	1'45.653	29.175	26.229	22.865	27.384	159.9	1	1'47.687	30.339	26.773	23.027	27.548	168.1
2	1'39.255	23.065	26.144	22.781	27.265	214.4	2	1'39.109	23.030	26.124	22.808	27.147	223.3
3	1'39.236	23.247	26.012	22.745	27.232	214.4	3	1'39.431	23.281	26.106	22.820	27.224	218.0
4	1'39.285	23.201	26.093	22.756	27.235	213.4	4	1'39.790	23.420	26.104	22.939	27.327	221.5
5	1'39.433	23.230	26.117	22.807	27.279	214.2	5	1'39.989	23.398	26.226	22.996	27.369	222.8
6	1'39.384	23.174	26.095	22.823	27.292	213.8	6	1'40.031	23.306	26.297	23.009	27.419	218.1
7	1'39.538	23.249	26.121	22.831	27.337	213.6	7	1'40.054	23.516	26.293	22.853	27.392	218.9
8	1'39.682	23.232	26.154	22.897	27.399	213.8	8	1'39.868	23.435	26.235	22.905	27.293	217.9
9	1'39.712	23.308	26.154	22.868	27.382	213.6	9	1'39.703	23.269	26.173	22.868	27.393	220.2
10	1'39.795	23.276	26.160	22.933	27.426	213.5	10	1'40.034	23.356	26.257	22.960	27.461	218.6
11	1'39.722	23.215	26.156	22.936	27.415	213.1	11	1'40.005	23.295	26.226	22.956	27.528	219.0
12	1'39.662	23.249	26.132	22.922	27.359	213.2	12	1'40.233	23.460	26.331	22.935	27.507	211.8
13	1'39.881	23.304	26.219	22.981	27.377	213.3	13	1'40.284	23.557	26.241	22.970	27.516	218.1
14	1'39.952	23.300	26.216	23.047	27.389	213.2	14	1'40.320	23.529	26.237	23.149	27.405	223.8
15	1'39.997	23.257	26.330	23.018	27.392	213.9	15	1'39.894	23.238	26.321	22.933	27.402	218.8
16	1'40.066	23.235	26.253	23.012	27.566	213.8	16	1'40.471	23.703	26.315	22.953	27.500	219.3
17	1'39.926	23.241	26.239	22.982	27.464	213.8	17	1'39.871	23.319	26.186	22.977	27.389	222.0
18	1'40.077	23.285	26.274	23.004	27.514	213.8	18	1'40.273	23.414	26.349	23.071	27.439	218.8
19	1'40.109	23.290	26.375	22.994	27.450	214.1	19	1'40.137	23.477	26.205	22.982	27.473	219.8
20	1'40.175	23.267	26.364	23.077	27.467	213.8	20	1'39.685	23.100	26.206	22.957	27.422	224.9
21	1'40.083	23.263	26.274	23.052	27.494	213.9	21	1'39.914	23.402	26.165	22.952	27.395	220.0
22	1'40.038	23.178	26.307	23.010	27.543	214.6	22	1'39.979	23.332	26.261	23.020	27.366	219.5
23	1'40.412	23.328	26.423	23.126	27.535	214.2	23	1'39.684	23.364	26.181	22.870	27.269	216.7
24	1'41.120	23.268	26.406	23.074	28.372	214.0	24	1'39.624	23.202	26.143	22.949	27.330	219.5
<b>2nd 36 Joan MIR</b> Leopard Racing SPA							<b>4th 5 Romano FENATI</b> Marinelli Rivacold Sni ITA						
Runs=1 Total laps=24 Full laps=23							Runs=1 Total laps=24 Full laps=23						
1	1'45.901	29.655	26.199	22.833	27.214	164.7	1	1'47.762	30.600	26.692	23.112	27.358	173.0
2	1'39.265	23.160	26.081	22.911	27.113	220.0	2	1'39.990	23.364	26.419	22.958	27.249	221.2
3	1'46.945	23.324	26.040	30.028	27.553	219.5	3	1'39.620	23.160	26.210	23.033	27.217	218.3
4	1'39.576	23.118	26.182	22.869	27.407	217.7	4	1'39.802	23.216	26.305	22.976	27.305	221.0
5	1'39.270	23.049	26.066	22.924	27.231	219.1	5	1'40.058	23.421	26.237	22.977	27.423	215.8
6	1'39.539	23.074	26.233	22.882	27.350	218.6	6	1'39.545	23.209	26.174	22.850	27.312	220.5
7	1'39.627	23.296	26.100	22.979	27.252	218.2	7	1'39.840	23.396	26.211	22.971	27.262	222.9
8	1'39.815	23.120	26.494	22.851	27.350	222.0	8	1'40.157	23.291	26.571	22.908	27.387	225.0
9	1'39.646	23.178	26.259	22.908	27.301	216.1	9	1'39.699	23.173	26.277	22.908	27.341	217.6
10	1'39.608	23.147	26.240	22.883	27.338	217.1							
11	1'39.507	23.058	26.226	22.840	27.383	218.4							
12	1'39.601	23.118	26.246	22.905	27.332	217.4							
13	1'39.920	23.096	26.307	23.200	27.317	218.1							
14	1'39.705	23.187	26.236	22.966	27.316	218.1							
15	1'39.535	23.145	26.200	22.978	27.212	221.3							
16	1'39.812	23.196	26.174	23.120	27.322	225.3							
17	1'39.998	23.236	26.258	23.152	27.352	227.2							

**Fastest Lap:** Jorge MARTIN Del Conca Gresini Mo SPA 1'39.236 23.247 26.012 22.745 27.232

These data/results cannot be reproduced, stored and/or transmitted in whole or in part by any manner of electronic, mechanical, photocopying, recording, broadcasting or otherwise now known or herein after developed without the previous express consent by the copyright owner, except for reproduction in daily press and regular printed publications on sale to the public within 60 days of the event related to those data/results and always provided that copyright symbol appears together as follows below.  
© DORNA, 2017

## Race

## Moto3

Lap	Lap Time	T1	T2	T3	T4	Speed	Lap	Lap Time	T1	T2	T3	T4	Speed
10	1'39.840	23.335	26.151	23.012	27.342	222.0	12	1'40.422	23.367	26.730	22.926	27.399	217.0
11	1'39.998	23.364	26.374	22.963	27.297	221.8	13	1'39.915	23.263	26.319	22.913	27.420	219.4
12	1'40.337	23.451	26.371	23.183	27.332	221.0	14	1'40.379	23.523	26.413	23.010	27.433	223.8
13	1'39.935	23.306	26.248	23.057	27.324	224.1	15	1'39.905	23.236	26.283	22.956	27.430	221.7
14	1'40.172	23.330	26.406	23.036	27.400	223.8	16	1'40.443	23.541	26.463	22.960	27.479	219.3
15	1'39.966	23.275	26.277	22.966	27.448	222.9	17	1'40.136	23.300	26.300	23.093	27.443	222.7
16	1'40.036	23.310	26.130	23.073	27.523	219.4	18	1'40.380	23.473	26.435	23.052	27.420	220.3
17	1'39.862	23.287	26.224	22.959	27.392	222.8	19	1'40.143	23.342	26.491	22.949	27.361	221.2
18	1'40.269	23.411	26.339	22.984	27.535	213.6	20	1'39.843	23.271	26.173	23.036	27.363	220.5
19	1'40.400	23.728	26.240	22.961	27.471	213.2	21	1'39.675	23.362	26.162	22.913	27.238	220.3
20	1'40.079	23.418	26.280	23.110	27.271	222.5	22	1'39.913	23.157	26.238	23.063	27.455	221.2
21	1'39.641	23.421	26.133	22.863	27.224	217.1	23	1'39.706	23.240	26.163	22.965	27.338	221.5
22	1'39.940	23.228	26.232	23.013	27.467	219.5	24	1'40.292	23.383	26.603	22.929	27.377	223.5
23	1'39.691	23.253	26.161	22.953	27.324	221.6							
24	1'39.507	23.351	26.044	22.794	27.318	221.0							

**5th 33 Enea BASTIANINI** Estrella Galicia 0,0 ITA  
Runs=1 Total laps=24 Full laps=23

1	1'46.238	29.884	26.192	22.820	27.342	165.0
2	1'39.776	23.256	26.211	22.898	27.411	216.2
3	1'39.769	23.281	26.135	23.042	27.311	215.1
4	1'40.023	23.547	26.175	22.909	27.392	213.7
5	1'40.131	23.331	26.407	22.928	27.465	216.1
6	1'39.952	23.258	26.239	22.960	27.495	213.1
7	1'39.895	23.223	26.274	22.932	27.466	212.8
8	1'39.791	23.204	26.264	22.852	27.471	213.3
9	1'39.929	23.228	26.272	22.920	27.509	212.4
10	1'40.053	23.311	26.261	22.955	27.526	212.9
11	1'40.509	23.843	26.290	22.998	27.378	212.4
12	1'40.055	23.383	26.237	22.966	27.469	219.5
13	1'40.011	23.229	26.206	23.050	27.526	219.0
14	1'40.058	23.251	26.305	22.998	27.504	220.7
15	1'40.118	23.427	26.339	22.932	27.420	212.5
16	1'40.364	23.411	26.316	23.104	27.533	220.0
17	1'39.972	23.210	26.298	22.927	27.537	220.2
18	1'40.260	23.284	26.478	23.070	27.428	217.4
19	1'40.095	23.288	26.255	22.952	27.600	214.7
20	1'39.950	23.466	26.148	22.984	27.352	214.0
21	1'39.691	23.187	26.134	22.982	27.388	221.5
22	1'40.185	23.354	26.259	23.009	27.563	220.2
23	1'39.886	23.160	26.131	22.946	27.649	220.0
24	1'39.481	23.419	26.083	22.779	27.200	223.9

**6th 58 Juanfran GUEVARA** RBA BOE Racing Tea SPA  
Runs=1 Total laps=24 Full laps=23

1	1'47.221	30.503	26.510	22.938	27.270	171.0
2	1'39.153	23.108	26.083	22.803	27.159	218.3
3	1'39.516	23.069	26.102	23.091	27.254	224.4
4	1'39.874	23.156	26.295	22.967	27.456	221.0
5	1'40.523	23.552	26.496	22.982	27.493	214.9
6	1'39.976	23.308	26.253	23.103	27.312	223.4
7	1'39.911	23.433	26.253	22.892	27.333	220.7
8	1'39.689	23.218	26.266	22.838	27.367	222.1
9	1'39.967	23.293	26.400	22.940	27.334	218.3
10	1'39.975	23.363	26.201	23.026	27.385	220.6
11	1'40.176	23.361	26.269	23.144	27.402	221.1

**7th 10 Dennis FOGGIA** Sky Junior Team VR4 ITA  
Runs=1 Total laps=24 Full laps=23

1	1'48.338	31.038	26.754	23.185	27.361	176.7
2	1'39.985	23.373	26.280	23.149	27.183	224.9
3	1'39.911	23.239	26.298	23.008	27.366	219.4
4	1'39.653	23.181	26.228	22.960	27.284	222.2
5	1'39.583	23.110	26.192	23.050	27.231	219.5
6	1'39.690	23.127	26.319	22.988	27.256	225.8
7	1'39.643	23.291	26.198	22.961	27.193	220.2
8	1'39.644	23.261	26.181	22.990	27.212	222.2
9	1'39.694	23.154	26.291	22.985	27.264	225.8
10	1'39.751	23.243	26.155	23.059	27.294	221.8
11	1'39.841	23.403	26.214	22.936	27.288	224.4
12	1'40.082	23.284	26.262	23.032	27.504	216.8
13	1'40.210	23.315	26.288	23.068	27.539	214.8
14	1'40.338	23.658	26.366	22.965	27.349	214.9
15	1'39.850	23.103	26.307	23.024	27.416	221.6
16	1'40.354	23.400	26.333	23.088	27.533	215.4
17	1'40.385	23.587	26.355	23.112	27.331	215.1
18	1'40.417	23.387	26.681	23.035	27.314	222.6
19	1'40.028	23.381	26.232	23.069	27.346	223.6
20	1'39.994	23.211	26.250	23.136	27.397	226.1
21	1'40.272	23.835	26.225	22.997	27.215	217.5
22	1'39.617	23.119	26.214	22.978	27.306	223.9
23	1'39.856	23.303	26.181	23.075	27.297	223.8
24	1'39.792	23.202	26.336	22.910	27.344	222.8

**8th 17 John MCPHEE** British Talent Team GBR  
Runs=1 Total laps=24 Full laps=23

1	1'50.230	31.830	27.626	23.309	27.465	180.1
2	1'40.039	23.174	26.255	23.169	27.441	223.7
3	1'39.855	23.344	26.314	22.981	27.216	221.2
4	1'39.474	23.083	26.136	23.047	27.208	218.4
5	1'39.605	23.132	26.258	22.956	27.259	217.9
6	1'39.534	23.238	26.190	22.899	27.207	220.4
7	1'40.546	23.756	26.371	22.934	27.485	225.7
8	1'40.589	23.429	26.581	22.975	27.604	215.9
9	1'39.822	23.419	26.181	22.936	27.286	212.8
10	1'39.579	23.288	26.117	22.910	27.264	219.7
11	1'39.612	23.177	26.216	22.923	27.296	218.6
12	1'39.524	23.116	26.144	22.971	27.293	220.5
13	1'39.938	23.189	26.245	23.157	27.347	221.1

**Fastest Lap:** Jorge MARTIN Del Conca Gresini Mo SPA 1'39.236 23.247 26.012 22.745 27.232

These data/results cannot be reproduced, stored and/or transmitted in whole or in part by any manner of electronic, mechanical, photocopying, recording, broadcasting or otherwise now known or herein after developed without the previous express consent by the copyright owner, except for reproduction in daily press and regular printed publications on sale to the public within 60 days of the event related to those data/results and always provided that copyright symbol appears together as follows below.  
© DORNA, 2017

## Race

## Moto3

Lap	Lap Time	T1	T2	T3	T4	Speed	Lap	Lap Time	T1	T2	T3	T4	Speed
14	1'39.740	23.175	26.272	23.011	27.282	221.2	16	1'40.296	23.456	26.418	23.106	27.316	223.6
15	1'39.780	23.234	26.215	22.971	27.360	222.0	17	1'39.961	23.171	26.345	23.031	27.414	224.6
16	1'39.793	23.280	26.241	23.031	27.241	225.9	18	1'40.195	23.294	26.285	23.209	27.407	220.7
17	1'40.182	23.224	26.309	23.124	27.525	223.6	19	1'40.144	23.300	26.383	23.073	27.388	223.8
18	1'40.134	23.262	26.304	23.212	27.356	222.1	20	1'40.025	23.243	26.329	23.103	27.350	220.3
19	1'40.089	23.373	26.331	23.060	27.325	222.1	21	1'40.026	23.217	26.395	23.082	27.332	223.3
20	1'39.939	23.210	26.336	23.042	27.351	223.6	22	1'39.880	23.174	26.295	23.057	27.354	219.6
21	1'40.049	23.245	26.599	23.013	27.192	221.2	23	1'39.974	23.165	26.301	23.136	27.372	219.0
22	1'39.504	23.062	26.196	22.993	27.253	221.6	24	1'40.370	23.170	26.466	23.129	27.605	217.9
23	1'39.863	23.280	26.312	22.903	27.368	225.8							
24	1'39.844	23.245	26.371	23.005	27.223	225.5							

9th	44	Aron CANET	Estrella Galicia 0,0	SPA
Runs=1	Total laps=24	Full laps=23		

1	1'47.617	30.581	26.613	23.077	27.346	166.8
2	1'39.612	23.318	26.087	22.919	27.288	219.7
3	1'39.865	23.304	26.121	22.970	27.470	216.8
4	1'40.112	23.289	26.334	23.023	27.466	215.5
5	1'39.855	23.232	26.251	23.032	27.340	216.9
6	1'39.624	23.257	26.139	22.912	27.316	216.1
7	1'39.852	23.389	26.128	23.055	27.280	218.9
8	1'39.678	23.230	26.119	22.995	27.334	221.6
9	1'39.862	23.291	26.218	22.958	27.395	217.9
10	1'40.039	23.449	26.208	22.974	27.408	217.1
11	1'40.775	23.601	26.715	23.113	27.346	220.0
12	1'39.817	23.222	26.142	23.030	27.423	222.0
13	1'40.151	23.412	26.449	22.956	27.334	225.0
14	1'40.258	23.340	26.459	23.060	27.399	219.2
15	1'40.046	23.497	26.231	22.955	27.363	218.3
16	1'40.006	23.309	26.229	22.985	27.483	217.0
17	1'40.428	23.498	26.402	23.112	27.416	222.6
18	1'40.464	23.270	26.406	23.200	27.588	222.9
19	1'39.815	23.226	26.196	23.018	27.375	224.6
20	1'39.822	23.260	26.200	22.990	27.372	220.7
21	1'39.779	23.385	26.185	22.912	27.297	219.7
22	1'40.011	23.411	26.251	22.965	27.384	219.5
23	1'39.837	23.267	26.186	23.033	27.351	220.7
24	1'40.086	23.197	26.404	22.974	27.511	221.5

11th	24	Tatsuki SUZUKI	SIC58 Squadra Corse	JPN
Runs=1	Total laps=24	Full laps=23		

1	1'47.563	30.147	26.351	23.317	27.748	165.0
2	1'39.864	23.507	26.204	22.883	27.270	216.5
3	1'39.775	23.222	26.145	22.979	27.429	218.7
4	1'40.192	23.302	26.486	23.039	27.365	218.1
5	1'39.961	23.345	26.202	23.076	27.338	219.5
6	1'39.975	23.369	26.114	23.119	27.373	220.6
7	1'39.812	23.491	26.029	22.974	27.318	218.9
8	1'39.813	23.233	26.227	22.977	27.376	217.3
9	1'39.759	23.184	26.170	23.017	27.388	218.0
10	1'39.922	23.231	26.217	22.992	27.482	218.3
11	1'40.160	23.299	26.465	22.984	27.412	217.0
12	1'40.108	23.407	26.222	23.094	27.385	217.5
13	1'39.924	23.341	26.149	23.003	27.431	219.1
14	1'40.589	23.495	26.475	23.176	27.443	217.6
15	1'40.229	23.323	26.269	23.087	27.550	219.3
16	1'39.847	23.317	26.091	23.031	27.408	220.0
17	1'39.984	23.283	26.171	23.119	27.411	219.8
18	1'40.201	23.489	26.237	23.105	27.370	216.3
19	1'40.493	23.396	26.160	22.948	27.989	220.5
20	1'40.089	23.274	26.305	23.078	27.432	221.5
21	1'39.754	23.196	26.232	22.960	27.366	219.3
22	1'40.250	23.311	26.181	23.153	27.605	217.4
23	1'40.217	23.383	26.259	23.130	27.445	216.2
24	1'40.256	23.245	26.284	23.161	27.566	219.3

10th	39	Kazuki MASAKI	Asia Talent Team	JPN
Runs=1	Total laps=24	Full laps=23		

1	1'48.504	31.243	26.713	23.185	27.363	175.4
2	1'40.019	23.322	26.338	23.094	27.265	224.4
3	1'39.980	23.310	26.288	23.070	27.312	220.7
4	1'39.956	23.209	26.387	23.029	27.331	219.7
5	1'39.655	23.207	26.265	22.905	27.278	222.0
6	1'39.779	23.239	26.172	23.030	27.338	216.5
7	1'39.666	23.214	26.206	22.889	27.357	216.7
8	1'39.899	23.198	26.350	22.954	27.397	217.8
9	1'39.872	23.117	26.370	23.016	27.369	216.5
10	1'39.860	23.157	26.290	22.974	27.439	216.3
11	1'39.887	23.226	26.280	23.089	27.292	216.5
12	1'40.044	23.254	26.365	23.119	27.306	221.4
13	1'40.053	23.262	26.385	23.082	27.324	220.4
14	1'40.403	23.290	26.471	23.253	27.389	219.6
15	1'40.207	23.295	26.291	23.265	27.356	221.2

12th	64	Bo BENDSNEYDER	Red Bull KTM Ajo	NED
Runs=1	Total laps=24	Full laps=23		

1	1'48.129	30.729	26.716	23.168	27.516	169.4
2	1'40.180	23.402	26.410	22.964	27.404	219.7
3	1'40.154	23.409	26.320	22.961	27.464	217.8
4	1'40.192	23.392	26.367	23.030	27.403	216.8
5	1'40.033	23.338	26.418	22.977	27.300	219.5
6	1'39.849	23.253	26.248	23.011	27.337	217.9
7	1'40.947	23.818	26.440	23.161	27.528	218.4
8	1'40.401	23.406	26.607	22.933	27.455	217.4
9	1'39.989	23.605	26.139	22.934	27.311	211.5
10	1'39.660	23.243	26.120	22.931	27.366	218.2
11	1'39.597	23.295	26.089	22.840	27.373	216.1
12	1'39.583	23.204	26.123	22.878	27.378	217.2
13	1'39.825	23.258	26.187	23.015	27.365	216.9
14	1'39.886	23.245	26.158	23.064	27.419	218.0
15	1'39.840	23.299	26.233	22.883	27.425	216.1
16	1'40.241	23.424	26.155	23.087	27.575	217.0
17	1'40.081	23.288	26.189	23.064	27.540	216.1

**Fastest Lap:** Jorge MARTIN Del Conca Gresini Mo SPA 1'39.236 23.247 26.012 22.745 27.232

These data/results cannot be reproduced, stored and/or transmitted in whole or in part by any manner of electronic, mechanical, photocopying, recording, broadcasting or otherwise now known or herein after developed without the previous express consent by the copyright owner, except for reproduction in daily press and regular printed publications on sale to the public within 60 days of the event related to those data/results and always provided that copyright symbol appears together as follows below.  
© DORNA, 2017

## Race

## Moto3

Lap	Lap Time	T1	T2	T3	T4	Speed	Lap	Lap Time	T1	T2	T3	T4	Speed
18	1'40.017	23.360	26.282	22.971	27.404	218.1	20	1'40.555	23.428	26.459	23.177	27.491	220.0
19	1'40.204	23.319	26.245	23.119	27.521	220.7	21	1'40.397	23.420	26.462	23.119	27.396	218.6
20	1'40.023	23.344	26.112	23.115	27.452	217.3	22	1'40.381	23.412	26.420	23.085	27.464	220.3
21	1'40.155	23.382	26.224	23.051	27.498	220.2	23	1'40.541	23.410	26.393	23.273	27.465	220.4
22	1'40.161	23.404	26.239	22.992	27.526	212.4	24	1'40.760	23.355	26.478	23.120	27.807	222.4
23	1'39.755	23.280	26.156	22.929	27.390	215.8							
24	1'39.924	23.301	26.262	22.920	27.441	216.8							

**13th 71 Ayumu SASAKI** SIC Racing Team JPN  
Runs=1 Total laps=24 Full laps=23

1	1'46.469	29.984	26.292	22.985	27.208	167.7
2	1'39.806	23.302	26.227	22.932	27.345	217.9
3	1'39.730	23.391	26.165	22.948	27.226	221.0
4	1'39.900	23.429	26.224	22.920	27.327	220.7
5	1'40.477	23.779	26.323	23.057	27.318	218.6
6	1'39.995	23.385	26.225	23.133	27.252	222.7
7	1'39.966	23.482	26.255	22.986	27.243	222.0
8	1'40.003	23.523	26.216	22.982	27.282	220.6
9	1'40.004	23.425	26.280	22.988	27.311	222.3
10	1'39.847	23.330	26.204	22.995	27.318	220.3
11	1'40.002	23.426	26.266	22.998	27.312	223.1
12	1'40.328	23.424	26.380	23.160	27.364	219.5
13	1'39.969	23.316	26.287	22.978	27.388	221.0
14	1'40.678	23.549	26.491	23.075	27.563	220.9
15	1'40.149	23.293	26.305	23.237	27.314	222.9
16	1'40.672	23.527	26.387	23.389	27.369	221.5
17	1'40.243	23.408	26.321	23.109	27.405	220.0
18	1'40.082	23.302	26.280	23.127	27.373	220.9
19	1'40.208	23.342	26.350	23.158	27.358	225.0
20	1'40.116	23.336	26.299	23.101	27.380	221.6
21	1'40.521	23.339	26.375	23.353	27.454	221.4
22	1'40.282	23.437	26.306	23.068	27.471	217.1
23	1'40.285	23.344	26.347	23.098	27.496	219.2
24	1'41.148	23.476	26.605	23.192	27.875	217.4

**14th 23 Niccolò ANTONELL** Red Bull KTM Ajo ITA  
Runs=1 Total laps=24 Full laps=23

1	1'48.111	30.889	26.764	23.116	27.342	174.8
2	1'39.973	23.300	26.341	22.961	27.371	223.6
3	1'40.035	23.196	26.324	23.063	27.452	221.6
4	1'40.227	23.417	26.415	22.987	27.408	220.0
5	1'40.157	23.428	26.349	23.065	27.315	220.6
6	1'39.870	23.271	26.249	23.020	27.330	220.9
7	1'40.936	23.905	26.404	23.029	27.598	220.0
8	1'40.978	23.390	27.099	23.117	27.372	218.8
9	1'40.708	23.347	26.318	23.426	27.617	220.4
10	1'40.259	23.450	26.334	23.060	27.415	221.0
11	1'40.639	23.381	26.449	23.275	27.534	220.6
12	1'40.628	23.503	26.441	23.121	27.563	220.1
13	1'40.323	23.365	26.436	23.126	27.396	220.7
14	1'40.527	23.384	26.498	23.118	27.527	222.7
15	1'40.518	23.418	26.470	23.159	27.471	219.5
16	1'40.396	23.362	26.426	23.135	27.473	218.3
17	1'40.520	23.398	26.547	23.125	27.450	220.1
18	1'40.439	23.392	26.492	23.089	27.466	220.0
19	1'40.415	23.327	26.455	23.078	27.555	219.7

**15th 65 Philipp OETTL** Südmetall Schedl GP GER  
Runs=1 Total laps=24 Full laps=23

1	1'48.990	31.333	26.849	23.327	27.481	177.2
2	1'40.223	23.288	26.377	23.196	27.362	224.3
3	1'40.444	23.403	26.327	23.245	27.469	220.6
4	1'40.175	23.201	26.271	23.345	27.358	219.0
5	1'40.012	23.176	26.346	23.080	27.410	223.0
6	1'39.982	23.187	26.272	23.085	27.438	219.7
7	1'40.408	23.550	26.287	23.070	27.501	218.6
8	1'40.534	23.153	26.631	23.255	27.495	225.5
9	1'40.041	23.261	26.276	23.138	27.366	223.0
10	1'40.246	23.308	26.347	23.148	27.443	220.3
11	1'40.632	23.410	26.361	23.336	27.525	217.8
12	1'40.253	23.240	26.396	23.179	27.438	218.4
13	1'40.281	23.272	26.365	23.199	27.445	217.9
14	1'40.327	23.286	26.422	23.182	27.437	218.0
15	1'40.349	23.257	26.349	23.255	27.488	217.9
16	1'40.719	23.399	26.428	23.291	27.601	216.6
17	1'40.611	23.382	26.433	23.212	27.584	218.2
18	1'40.276	23.220	26.369	23.187	27.500	218.1
19	1'40.526	23.240	26.385	23.231	27.670	218.3
20	1'40.470	23.350	26.344	23.248	27.528	218.1
21	1'40.687	23.428	26.386	23.309	27.564	217.3
22	1'40.539	23.286	26.424	23.248	27.581	217.4
23	1'40.745	23.344	26.415	23.422	27.564	217.1
24	1'40.879	23.577	26.407	23.318	27.577	220.0

**16th 16 Andrea MIGNO** SKY Racing Team VR ITA  
Runs=1 Total laps=24 Full laps=23

1	1'49.656	31.614	27.183	23.279	27.580	178.9
2	1'40.581	23.257	26.562	23.249	27.513	222.5
3	1'40.430	23.212	26.404	23.395	27.419	222.2
4	1'40.130	23.378	26.312	22.998	27.442	218.8
5	1'40.280	23.430	26.308	23.167	27.375	218.2
6	1'39.603	23.141	26.199	22.965	27.298	222.2
7	1'39.909	23.351	26.171	22.996	27.391	221.2
8	1'40.231	23.412	26.242	23.180	27.397	220.4
9	1'40.379	23.365	26.274	23.094	27.646	223.7
10	1'40.288	23.481	26.338	23.089	27.380	221.5
11	1'40.482	23.402	26.299	23.258	27.523	223.5
12	1'40.206	23.270	26.359	23.103	27.474	223.3
13	1'40.532	23.482	26.364	23.138	27.548	219.1
14	1'40.820	23.613	26.545	23.106	27.556	218.1
15	1'40.505	23.411	26.451	23.146	27.497	220.1
16	1'40.526	23.367	26.401	23.211	27.547	221.1
17	1'40.507	23.427	26.464	23.127	27.489	220.5
18	1'40.366	23.380	26.398	23.113	27.475	221.2
19	1'40.425	23.322	26.401	23.163	27.539	220.5
20	1'40.518	23.460	26.439	23.092	27.527	221.3
21	1'40.421	23.385	26.455	23.139	27.442	220.2

**Fastest Lap:** Jorge MARTIN Del Conca Gresini Mo SPA 1'39.236 23.247 26.012 22.745 27.232

These data/results cannot be reproduced, stored and/or transmitted in whole or in part by any manner of electronic, mechanical, photocopying, recording, broadcasting or otherwise now known or herein after developed without the previous express consent by the copyright owner, except for reproduction in daily press and regular printed publications on sale to the public within 60 days of the event related to those data/results and always provided that copyright symbol appears together as follows below.  
© DORNA, 2017



## Race

## Moto3

Lap	Lap Time	T1	T2	T3	T4	Speed	Lap	Lap Time	T1	T2	T3	T4	Speed
22	<b>1'40.409</b>	23.381	26.448	23.067	27.513	221.5	24	<b>1'41.200</b>	23.643	26.573	23.184	27.800	209.9
23	<b>1'40.565</b>	23.382	26.360	23.230	27.593	221.1	<b>19th 95 Jules DANILLO</b> Marinelli Rivacold Sni FRA						
24	<b>1'40.687</b>	23.406	26.369	23.207	27.705	219.3	Runs=1 Total laps=24 Full laps=23						
<b>17th 7 Adam NORRODIN</b> SIC Racing Team MAL							1	1'51.824	31.374	27.807	23.516	29.127	178.5
Runs=1 Total laps=24 Full laps=23							2	<b>1'40.955</b>	23.525	26.595	23.187	27.648	219.5
1	1'48.713	31.167	26.935	23.252	27.359	170.9	3	<b>1'41.005</b>	23.410	26.498	23.471	27.626	218.5
2	<b>1'40.048</b>	23.338	26.340	23.060	27.310	224.2	4	<b>1'40.690</b>	23.495	26.523	23.151	27.521	216.7
3	<b>1'39.959</b>	23.272	26.239	23.098	27.350	222.3	5	<b>1'40.462</b>	<b>23.383</b>	26.427	23.175	<b>27.477</b>	218.2
4	<b>1'40.034</b>	23.315	26.291	23.123	27.305	222.3	6	<b>1'40.964</b>	23.558	26.472	23.272	27.662	<b>221.0</b>
5	<b>1'40.121</b>	23.489	26.302	23.066	<b>27.264</b>	<b>224.4</b>	7	<b>1'40.966</b>	23.708	26.433	23.196	27.629	221.0
6	<b>1'39.759</b>	<b>23.257</b>	<b>26.215</b>	<b>23.009</b>	27.278	221.5	8	<b>1'40.918</b>	23.695	<b>26.381</b>	23.277	27.565	220.5
7	<b>1'41.147</b>	24.069	26.670	23.044	27.364	223.6	9	<b>1'41.101</b>	23.455	26.716	23.261	27.669	219.0
8	<b>1'40.674</b>	23.329	26.860	23.139	27.346	220.8	10	<b>1'41.134</b>	23.481	26.629	23.293	27.731	219.0
9	<b>1'40.326</b>	23.379	26.291	23.142	27.514	220.7	11	<b>1'41.464</b>	23.702	26.577	23.452	27.733	214.8
10	<b>1'40.621</b>	23.770	26.373	23.077	27.401	217.7	12	<b>1'41.057</b>	23.572	26.523	23.278	27.684	218.3
11	<b>1'40.751</b>	23.659	26.362	23.226	27.504	220.4	13	<b>1'41.348</b>	23.641	26.669	23.326	27.712	216.2
12	<b>1'40.630</b>	23.449	26.486	23.215	27.480	221.0	14	<b>1'41.596</b>	23.943	26.550	23.454	27.649	211.8
13	<b>1'40.446</b>	23.488	26.416	23.091	27.451	220.5	15	<b>1'41.427</b>	23.515	26.577	23.416	27.919	217.6
14	<b>1'40.860</b>	23.444	26.491	23.175	27.750	220.2	16	<b>1'41.396</b>	23.506	26.612	23.509	27.769	214.5
15	<b>1'40.343</b>	23.396	26.413	23.043	27.491	218.0	17	<b>1'41.078</b>	23.433	26.552	23.421	27.672	215.9
16	<b>1'40.433</b>	23.393	26.353	23.190	27.497	219.3	18	<b>1'41.511</b>	23.723	26.644	23.211	27.933	216.6
17	<b>1'40.571</b>	23.517	26.461	23.115	27.478	220.4	19	<b>1'41.083</b>	23.511	26.573	23.276	27.723	217.6
18	<b>1'40.439</b>	23.417	26.386	23.148	27.488	220.9	20	<b>1'40.814</b>	23.387	26.575	23.246	27.606	216.5
19	<b>1'40.324</b>	23.466	26.283	23.119	27.456	219.0	21	<b>1'40.831</b>	23.410	26.531	23.249	27.641	216.0
20	<b>1'40.520</b>	23.440	26.421	23.201	27.458	220.2	22	<b>1'40.855</b>	23.711	26.406	<b>23.144</b>	27.594	217.1
21	<b>1'40.447</b>	23.453	26.418	23.183	27.393	220.0	23	<b>1'40.677</b>	23.387	26.457	23.228	27.605	219.2
22	<b>1'40.448</b>	23.419	26.456	23.128	27.445	219.7	24	<b>1'40.844</b>	23.419	26.477	23.249	27.699	216.7
23	<b>1'40.484</b>	23.392	26.452	23.151	27.489	219.7	<b>20th 48 Lorenzo DALLA PO</b> Aspar Mahindra Moto ITA						
24	<b>1'40.493</b>	23.426	26.341	23.141	27.585	221.2	Runs=1 Total laps=24 Full laps=23						
<b>18th 84 Jakub KORNFEL</b> Peugeot MC Saxoprin CZE							1	1'50.786	31.970	27.714	23.408	27.694	172.8
Runs=1 Total laps=24 Full laps=23							2	<b>1'40.654</b>	23.611	26.526	<b>23.111</b>	<b>27.406</b>	214.6
1	1'49.377	31.443	26.870	23.317	27.747	177.4	3	<b>1'41.206</b>	<b>23.314</b>	<b>26.296</b>	23.998	27.598	217.6
2	<b>1'40.897</b>	23.408	26.630	23.200	27.659	214.2	4	<b>1'40.811</b>	23.495	26.402	23.158	27.756	218.0
3	<b>1'40.604</b>	23.541	26.410	23.124	27.529	210.9	5	<b>1'41.161</b>	23.639	26.435	23.419	27.668	211.2
4	<b>1'40.149</b>	<b>23.347</b>	26.321	<b>22.983</b>	<b>27.498</b>	<b>214.9</b>	6	<b>1'40.744</b>	23.556	26.387	23.170	27.631	217.2
5	<b>1'40.465</b>	23.418	<b>26.275</b>	23.156	27.616	214.5	7	<b>1'41.017</b>	23.585	26.466	23.238	27.728	209.1
6	<b>1'40.585</b>	23.467	26.422	23.154	27.542	213.8	8	<b>1'41.110</b>	23.576	26.517	23.303	27.714	209.1
7	<b>1'41.007</b>	23.641	26.466	23.122	27.778	211.7	9	<b>1'41.134</b>	23.523	26.491	23.287	27.833	210.7
8	<b>1'41.029</b>	23.666	26.542	23.206	27.615	211.0	10	<b>1'41.484</b>	24.042	26.526	23.361	27.555	208.5
9	<b>1'40.926</b>	23.612	26.492	23.168	27.654	210.6	11	<b>1'41.079</b>	23.483	26.598	23.232	27.766	217.7
10	<b>1'41.069</b>	23.633	26.468	23.212	27.756	210.7	12	<b>1'41.289</b>	23.649	26.527	23.293	27.820	209.1
11	<b>1'41.234</b>	23.647	26.609	23.269	27.709	210.3	13	<b>1'41.248</b>	23.633	26.569	23.302	27.744	209.3
12	<b>1'41.090</b>	23.571	26.573	23.263	27.683	210.2	14	<b>1'41.631</b>	23.842	26.638	23.317	27.834	208.2
13	<b>1'41.449</b>	23.677	26.665	23.291	27.816	211.3	15	<b>1'41.720</b>	23.893	26.484	23.520	27.823	209.3
14	<b>1'41.299</b>	23.609	26.677	23.219	27.794	210.5	16	<b>1'41.350</b>	23.615	26.535	23.485	27.715	216.9
15	<b>1'41.174</b>	23.578	26.652	23.227	27.717	210.7	17	<b>1'41.021</b>	23.495	26.524	23.393	27.609	215.2
16	<b>1'41.335</b>	23.629	26.591	23.288	27.827	210.1	18	<b>1'41.214</b>	23.561	26.541	23.211	27.901	217.0
17	<b>1'41.431</b>	23.639	26.680	23.310	27.802	210.9	19	<b>1'41.383</b>	23.861	26.593	23.230	27.699	209.0
18	<b>1'41.393</b>	23.620	26.696	23.296	27.781	210.2	20	<b>1'40.826</b>	23.482	26.491	23.261	27.592	217.6
19	<b>1'41.592</b>	23.733	26.683	23.315	27.861	210.5	21	<b>1'41.024</b>	23.508	26.618	23.236	27.662	<b>218.1</b>
20	<b>1'41.704</b>	23.737	26.701	23.376	27.890	210.3	22	<b>1'40.682</b>	23.567	26.399	23.165	27.551	217.1
21	<b>1'41.620</b>	23.832	26.648	23.359	27.781	209.9	23	<b>1'40.842</b>	23.573	26.420	23.190	27.659	217.7
22	<b>1'41.313</b>	23.610	26.560	23.288	27.855	210.7	24	<b>1'41.137</b>	23.631	26.473	23.390	27.643	216.1
23	<b>1'41.379</b>	23.689	26.637	23.228	27.825	210.2							

**Fastest Lap:** Jorge MARTIN Del Conca Gresini Mo SPA **1'39.236** 23.247 26.012 22.745 27.232

These data/results cannot be reproduced, stored and/or transmitted in whole or in part by any manner of electronic, mechanical, photocopying, recording, broadcasting or otherwise now known or herein after developed without the previous express consent by the copyright owner, except for reproduction in daily press and regular printed publications on sale to the public within 60 days of the event related to those data/results and always provided that copyright symbol appears together as follows below.  
© DORNA, 2017

## Race

## Moto3

Lap	Lap Time	T1	T2	T3	T4	Speed	Lap	Lap Time	T1	T2	T3	T4	Speed	
<b>21st</b>	<b>41</b>	<b>Nakaran ATIRATPH</b> Honda Team Asia THA						1	1'49.912	31.529	27.492	23.231	27.660	173.5
		Runs=1		Total laps=24		Full laps=23	2	1'40.996	23.626	26.578	23.176	27.616	216.9	
1	1'51.384	32.345	27.572	23.631	27.836	184.5	3	1'41.420	23.566	26.478	23.808	27.568	212.6	
2	1'40.872	23.635	26.390	23.288	27.559	217.0	4	1'41.105	23.505	26.622	23.309	27.669	213.1	
3	1'40.902	23.760	26.375	23.246	27.521	215.2	5	1'41.256	23.965	26.467	23.208	27.616	208.5	
4	1'40.576	23.481	26.231	23.165	27.699	215.2	6	1'41.045	23.626	26.591	23.189	27.639	217.6	
5	1'41.154	23.834	26.470	23.192	27.658	218.0	7	1'40.896	23.655	26.537	23.040	27.664	215.5	
6	1'41.155	23.833	26.417	23.229	27.676	218.0	8	1'40.953	23.535	26.485	23.247	27.686	213.2	
7	1'41.007	23.872	26.366	23.188	27.581	219.6	9	1'41.215	23.787	26.481	23.172	27.775	209.7	
8	1'40.992	23.625	26.548	23.205	27.614	219.0	10	1'41.482	23.675	26.667	23.499	27.641	213.4	
9	1'41.178	23.528	26.581	23.328	27.741	217.1	11	1'41.109	23.568	26.549	23.260	27.732	215.6	
10	1'41.464	23.676	26.624	23.280	27.884	219.0	12	1'41.366	23.776	26.476	23.386	27.728	212.6	
11	1'41.070	23.660	26.435	23.244	27.731	218.8	13	1'41.188	23.579	26.598	23.380	27.631	214.3	
12	1'41.217	23.853	26.489	23.259	27.616	219.2	14	1'41.497	23.982	26.544	23.244	27.727	216.1	
13	1'41.038	23.557	26.521	23.425	27.535	217.2	15	1'41.446	23.675	26.539	23.237	27.995	214.4	
14	1'41.625	23.981	26.557	23.375	27.712	221.0	16	1'41.725	23.970	26.456	23.327	27.972	207.7	
15	1'41.327	23.744	26.515	23.231	27.837	218.1	17	1'40.982	23.518	26.553	23.249	27.662	214.1	
16	1'41.306	23.612	26.524	23.303	27.867	214.6	18	1'41.319	23.634	26.629	23.263	27.793	216.5	
17	1'41.509	23.741	26.806	23.220	27.742	211.4	19	1'41.333	23.821	26.663	23.257	27.592	213.2	
18	1'41.392	23.631	26.802	23.249	27.710	219.7	20	1'41.160	23.524	26.530	23.352	27.754	221.1	
19	1'41.202	23.685	26.653	23.354	27.510	220.2	21	1'40.928	23.580	26.429	23.268	27.651	213.8	
20	1'41.068	23.520	26.530	23.355	27.663	222.8	22	1'40.872	23.507	26.512	23.165	27.688	213.4	
21	1'41.122	23.742	26.382	23.235	27.763	215.5	23	1'41.080	23.552	26.518	23.435	27.575	213.5	
22	1'40.819	23.688	26.375	23.096	27.660	218.2	24	1'40.866	23.534	26.455	23.156	27.721	215.8	
23	1'40.776	23.612	26.378	23.231	27.555	220.0								
24	1'40.667	23.514	26.478	23.126	27.549	216.5								
<b>22nd</b>	<b>96</b>	<b>Manuel PAGLIANI</b> CIP ITA						1	1'51.551	32.258	27.594	23.606	28.093	177.4
		Runs=1		Total laps=24		Full laps=23	2	1'41.464	23.659	26.900	23.262	27.643	220.1	
1	1'50.945	32.097	27.557	23.235	28.056	173.2	3	1'40.977	23.435	26.626	23.334	27.582	218.2	
2	1'40.334	23.390	26.461	22.994	27.489	216.8	4	1'40.852	23.475	26.612	23.180	27.585	217.5	
3	1'41.257	23.361	26.314	23.972	27.610	215.6	5	1'41.064	23.506	26.586	23.271	27.701	217.5	
4	1'41.049	23.469	26.702	23.192	27.686	215.5	6	1'41.283	23.558	26.660	23.347	27.718	213.8	
5	1'40.925	23.652	26.502	23.098	27.673	213.0	7	1'41.075	23.461	26.659	23.216	27.739	214.1	
6	1'41.098	23.572	26.640	23.189	27.697	211.6	8	1'41.009	23.510	26.499	23.259	27.741	214.0	
7	1'41.175	23.665	26.440	23.368	27.702	214.3	9	1'41.307	23.568	26.713	23.282	27.744	213.8	
8	1'41.416	23.587	26.487	23.193	28.149	216.5	10	1'41.165	23.554	26.562	23.310	27.739	213.2	
9	1'40.851	23.557	26.458	23.137	27.699	216.1	11	1'41.319	23.569	26.671	23.325	27.754	214.6	
10	1'41.448	23.720	26.570	23.377	27.781	216.1	12	1'41.081	23.481	26.598	23.262	27.740	214.1	
11	1'41.207	23.550	26.499	23.351	27.807	215.0	13	1'40.996	23.435	26.575	23.232	27.754	215.0	
12	1'41.231	23.738	26.411	23.273	27.809	215.4	14	1'41.447	23.609	26.727	23.363	27.748	215.2	
13	1'41.365	23.814	26.530	23.257	27.764	215.2	15	1'41.269	23.519	26.709	23.282	27.759	216.0	
14	1'41.570	23.922	26.537	23.492	27.619	215.5	16	1'41.333	23.508	26.657	23.364	27.804	215.9	
15	1'41.407	23.671	26.577	23.272	27.887	217.0	17	1'41.182	23.468	26.546	23.369	27.799	217.4	
16	1'41.462	23.757	26.542	23.301	27.862	214.6	18	1'41.039	23.467	26.580	23.302	27.690	217.3	
17	1'41.274	23.606	26.622	23.243	27.803	218.1	19	1'41.231	23.574	26.625	23.431	27.601	220.1	
18	1'40.970	23.519	26.582	23.150	27.719	216.3	20	1'40.947	23.463	26.539	23.314	27.631	219.0	
19	1'41.180	23.630	26.672	23.214	27.664	217.8	21	1'41.161	23.703	26.534	23.260	27.664	220.8	
20	1'40.936	23.486	26.528	23.265	27.657	219.0	22	1'41.290	23.677	26.576	23.299	27.738	219.9	
21	1'40.608	23.425	26.390	23.201	27.592	215.5	23	1'40.999	23.540	26.488	23.273	27.698	215.0	
22	1'40.677	23.470	26.396	23.043	27.768	219.2	24	1'40.882	23.434	26.535	23.227	27.686	216.2	
23	1'41.101	23.659	26.415	23.170	27.857	211.5								
24	1'41.110	23.432	26.493	23.368	27.817	217.7								
<b>23rd</b>	<b>75</b>	<b>Albert ARENAS</b> Aspar Mahindra Moto SPA						1	1'52.223	32.102	27.964	24.109	28.048	182.2
		Runs=1		Total laps=24		Full laps=23	2	1'41.532	23.549	26.919	23.372	27.692	222.4	
<b>Fastest Lap:</b>	Jorge MARTIN	Del Conca Gresini Mo SPA					1'39.236	23.247	26.012	22.745	27.232			

These data/results cannot be reproduced, stored and/or transmitted in whole or in part by any manner of electronic, mechanical, photocopying, recording, broadcasting or otherwise now known or herein after developed without the previous express consent by the copyright owner, except for reproduction in daily press and regular printed publications on sale to the public within 60 days of the event related to those data/results and always provided that copyright symbol appears together as follows below.  
© DORNA, 2017

## Race

## Moto3

Lap	Lap Time	T1	T2	T3	T4	Speed	Lap	Lap Time	T1	T2	T3	T4	Speed
3	1'41.341	23.483	26.762	23.423	27.673	219.0	5	1'41.138	23.503	26.593	23.346	27.696	214.6
4	1'41.037	23.493	26.625	23.292	27.627	216.7	6	1'41.110	23.605	26.492	23.324	27.689	214.0
5	1'41.215	23.559	26.643	23.285	27.728	217.7	7	1'41.098	23.591	26.506	23.316	27.685	213.5
6	1'40.891	23.437	26.629	23.270	27.555	217.2	8	1'41.254	23.497	26.579	23.471	27.707	214.0
7	1'41.047	23.490	26.701	23.255	27.601	217.3	9	1'41.343	23.487	26.606	23.453	27.797	213.2
8	1'40.869	23.473	26.564	23.268	27.564	217.0	10	1'41.397	23.596	26.644	23.399	27.758	213.2
9	1'41.029	23.655	26.597	23.201	27.576	215.6	11	1'41.292	23.491	26.654	23.466	27.681	213.4
10	1'40.986	23.483	26.585	23.272	27.646	217.2	12	1'41.261	23.517	26.638	23.391	27.715	212.8
11	1'41.307	23.560	26.668	23.397	27.682	218.7	13	1'41.306	23.490	26.674	23.391	27.751	213.6
12	1'41.143	23.496	26.536	23.394	27.717	218.2	14	1'41.196	23.500	26.627	23.420	27.649	213.5
13	1'40.971	23.522	26.612	23.291	27.546	218.5	15	1'41.212	23.442	26.625	23.430	27.715	213.1
14	1'41.303	23.441	26.691	23.466	27.705	218.4	16	1'41.426	23.513	26.630	23.474	27.809	213.0
15	1'41.305	23.546	26.773	23.314	27.672	219.5	17	1'41.434	23.562	26.664	23.398	27.810	213.2
16	1'41.321	23.528	26.642	23.422	27.729	219.3	18	1'41.504	23.565	26.698	23.451	27.790	213.5
17	1'41.175	23.511	26.654	23.324	27.686	219.7	19	1'41.562	23.582	26.703	23.408	27.869	213.8
18	1'41.154	23.350	26.638	23.396	27.770	220.2	20	1'41.593	23.621	26.764	23.464	27.744	214.0
19	1'41.794	23.708	26.911	23.453	27.722	220.5	21	1'41.520	23.593	26.678	23.488	27.761	213.9
20	1'41.272	23.482	26.624	23.424	27.742	218.4	22	1'41.312	23.572	26.622	23.383	27.735	214.3
21	1'41.145	23.416	26.595	23.463	27.671	217.2	23	1'41.603	23.645	26.739	23.432	27.787	213.6
22	1'41.481	23.609	26.666	23.456	27.750	217.6	24	1'41.730	23.603	26.753	23.525	27.849	213.7
23	1'41.858	23.632	26.827	23.519	27.880	217.4							
24	1'42.125	23.679	26.869	23.569	28.008	216.5							

**28th 12** Marco BEZZECCHI CIP ITA  
Runs=1 Total laps=24 Full laps=23

26th 6 Maria HERRERA MH6 Team SPA							28th 12 Marco BEZZECCHI CIP ITA						
		Runs=1	Total laps=24	Full laps=23					Runs=1	Total laps=24	Full laps=23		
1	1'52.263	32.546	27.611	23.725	28.381	178.0	1	1'50.291	31.908	27.355	23.323	27.705	180.9
2	1'41.622	23.681	26.819	23.476	27.646	221.2	2	1'40.696	23.452	26.578	23.083	27.583	221.0
3	1'41.626	23.548	26.633	23.726	27.719	222.1	3	2'07.556	23.272	26.224	49.331	28.729	218.7
4	1'40.990	23.492	26.473	23.372	27.653	219.0	4	1'41.885	23.813	26.759	23.469	27.844	209.1
5	1'40.972	23.500	26.543	23.328	27.601	218.7	5	1'41.300	23.563	26.596	23.321	27.820	210.9
6	1'40.949	23.527	26.588	23.256	27.578	223.0	6	1'41.231	23.521	26.554	23.353	27.803	210.9
7	1'41.054	23.678	26.584	23.294	27.498	219.8	7	1'41.652	23.771	26.686	23.256	27.939	211.5
8	1'40.763	23.515	26.412	23.319	27.517	220.7	8	1'41.571	23.610	26.657	23.426	27.878	211.3
9	1'41.122	23.735	26.524	23.287	27.576	222.2	9	1'41.645	23.547	26.722	23.362	28.014	210.7
10	1'40.951	23.525	26.538	23.259	27.629	218.7	10	1'41.530	23.555	26.669	23.418	27.888	210.6
11	1'41.366	23.628	26.582	23.432	27.724	220.9	11	1'41.631	23.485	26.778	23.429	27.939	210.8
12	1'41.091	23.542	26.521	23.353	27.675	221.5	12	1'41.706	23.550	26.684	23.409	28.063	210.9
13	1'41.230	23.532	26.580	23.428	27.690	221.7	13	1'41.557	23.542	26.761	23.404	27.850	210.5
14	1'41.319	23.606	26.706	23.450	27.557	219.5	14	1'41.850	23.678	26.765	23.400	28.007	210.8
15	1'41.102	23.585	26.511	23.388	27.618	220.4	15	1'41.755	23.567	26.751	23.480	27.957	210.4
16	1'41.263	23.584	26.519	23.516	27.644	221.2	16	1'41.641	23.560	26.698	23.405	27.978	210.7
17	1'41.371	23.633	26.628	23.415	27.695	221.9	17	1'41.648	23.467	26.775	23.370	28.036	211.1
18	1'41.610	23.649	26.646	23.444	27.871	220.5	18	1'42.026	23.577	26.762	23.525	28.162	211.1
19	1'41.794	23.812	26.699	23.439	27.844	218.1	19	1'42.228	23.737	26.817	23.558	28.116	210.5
20	1'42.093	23.838	26.771	23.543	27.941	218.2	20	1'42.017	23.639	26.902	23.490	27.986	210.5
21	1'42.757	23.969	26.930	23.690	28.168	216.1	21	1'42.263	23.643	26.903	23.569	28.148	211.1
22	1'42.671	23.812	26.962	23.702	28.195	214.8	22	1'42.101	23.666	26.896	23.520	28.019	210.4
23	1'42.985	23.968	27.096	23.714	28.207	213.8	23	1'42.313	23.760	26.853	23.504	28.196	210.9
24	1'43.438	24.003	27.052	23.882	28.501	212.4	24	1'45.209	23.842	26.856	23.592	30.919	210.0

27th 11 Livio LOI Leopard Racing BEL							29th 4 Patrik PULKKINEN Peugeot MC Saxoprin FIN						
		Runs=1	Total laps=24	Full laps=23					Runs=2	Total laps=23	Full laps=20		
1	2'02.889	19.336	26.789	23.409	27.846		1	1'50.066	31.707	27.398	23.317	27.644	177.9
2	1'41.072	23.491	26.609	23.307	27.665	214.5	2	1'45.275	27.416	26.772	23.290	27.797	171.8
3	1'41.287	23.612	26.548	23.456	27.671	214.0	3	1'41.635	23.869	26.572	23.251	27.943	197.1
4	1'41.188	23.585	26.589	23.381	27.633	214.1	4	1'41.467	23.764	26.600	23.276	27.827	208.7
							5	1'41.408	23.709	26.532	23.183	27.984	208.0
							6	1'41.397	23.738	26.482	23.179	27.998	208.9

**Fastest Lap:** Jorge MARTIN Del Conca Gresini Mo SPA 1'39.236 23.247 26.012 22.745 27.232

These data/results cannot be reproduced, stored and/or transmitted in whole or in part by any manner of electronic, mechanical, photocopying, recording, broadcasting or otherwise now known or herein after developed without the previous express consent by the copyright owner, except for reproduction in daily press and regular printed publications on sale to the public within 60 days of the event related to those data/results and always provided that copyright symbol appears together as follows below.  
© DORNA, 2017



## Race

## Moto3

Lap	Lap Time	T1	T2	T3	T4	Speed	Lap	Lap Time	T1	T2	T3	T4	Speed
7	<b>1'41.903</b>	24.000	26.619	23.247	28.037	195.5							
8	<b>1'41.376</b>	23.692	26.554	23.313	27.817	208.7							
9	<b>1'41.454</b>	<b>23.669</b>	26.581	23.345	27.859	208.2							
10	1'48.203 P	24.181	27.077	23.660	33.285	208.2							
11	3'57.727	24.847	26.970	23.551	27.989								
12	<b>1'41.689</b>	23.706	26.695	23.355	27.933	207.7							
13	<b>1'41.670</b>	23.695	26.691	23.346	27.938	208.5							
14	<b>1'41.973</b>	23.731	26.805	23.394	28.043	<b>209.1</b>							
15	<b>1'41.879</b>	23.746	26.657	23.442	28.034	208.1							
16	<b>1'41.717</b>	23.721	26.667	23.390	27.939	208.7							
17	<b>1'41.632</b>	23.736	26.664	23.310	27.922	209.0							
18	<b>1'41.938</b>	23.789	26.800	23.361	27.988	208.4							
19	<b>1'42.003</b>	23.808	26.733	23.437	28.025	207.5							
20	<b>1'41.900</b>	23.786	26.738	23.354	28.022	208.1							
21	<b>1'41.471</b>	23.679	26.562	23.324	27.906	208.1							
22	<b>1'41.690</b>	23.692	26.612	23.368	28.018	208.2							
23	<b>1'41.776</b>	23.714	26.637	23.399	28.026	208.7							

**30th 21** **Fabio DI GIANNANT** Del Conca Gresini Mo ITA  
Runs=1 Total laps=7 Full laps=5

1	1'46.989	30.209	26.350	23.097	27.333	166.9							
2	<b>1'39.258</b>	23.145	<b>26.010</b>	<b>22.919</b>	<b>27.184</b>	215.2							
3	<b>1'39.513</b>	<b>22.986</b>	26.086	23.018	27.423	222.4							
4	<b>1'40.380</b>	23.796	26.286	22.987	27.311	212.1							
5	<b>1'40.108</b>	23.428	26.348	22.998	27.334	<b>223.4</b>							
6	<b>1'39.830</b>	23.249	26.204	23.091	27.286	222.5							
7	2'38.389 P	1'14.876	28.273	24.633	30.607	220.4							

**31st 19** **Gabriel RODRIGO** RBA BOE Racing Tea ARG  
Runs=1 Total laps=3 Full laps=1

1	1'45.748	29.415	26.162	22.916	27.255	163.5							
2	<b>1'39.236</b>	<b>23.140</b>	26.107	<b>22.800</b>	<b>27.189</b>	<b>218.5</b>							
unfinished		23.360	<b>26.006</b>			217.5							

**Fastest Lap:** Jorge MARTIN Del Conca Gresini Mo SPA **1'39.236** 23.247 26.012 22.745 27.232

These data/results cannot be reproduced, stored and/or transmitted in whole or in part by any manner of electronic, mechanical, photocopying, recording, broadcasting or otherwise now known or herein after developed without the previous express consent by the copyright owner, except for reproduction in daily press and regular printed publications on sale to the public within 60 days of the event related to those data/results and always provided that copyright symbol appears together as follows below.  
© DORNA, 2017

## GRAN PREMIO MOTUL DE LA COMUNITAT VALENCIANA

## Race

## Analysis by Lap

35

## Num Lap Time Gap

Num	Lap	Time	Gap	Num	Lap	Time	Gap	Num	Lap	Time	Gap	Num	Lap	Time	Gap				
<b>Lap 1</b>																			
88	1	1'45.653		95	1	1'40.955	7.871	48	1	1'40.811	10.028	36	1	1'39.539	8.250				
19	1	1'45.748	0.095	27	1	1'41.464	8.107	96	1	1'41.049	10.156	16	1	1'39.603	8.434				
36	1	1'45.901	0.248	14	1	1'41.532	8.847	41	1	1'40.576	10.305	84	1	1'40.585	9.831				
33	1	1'46.238	0.585	6	1	1'41.622	8.977	95	1	1'40.690	11.045	48	1	1'40.744	13.116				
71	1	1'46.469	0.816	4	1	1'45.275	10.433	27	1	1'40.852	11.415	96	1	1'41.098	13.362				
21	1	1'46.989	1.336	11	1	1'41.072	19.053	14	1	1'41.037	12.704	75	1	1'41.045	13.488				
58	1	1'47.221	1.568	<b>Lap 3</b>															
24	1	1'47.563	1.910	88	3	1'39.236		6	3	1'40.990	13.072	95	3	1'40.964	13.654				
44	1	1'47.617	1.964	21	3	1'39.513	1.616	4	3	1'41.467	15.014	41	3	1'41.155	13.797				
42	1	1'47.687	2.034	33	3	1'39.769	1.639	11	3	1'41.188	23.007	27	3	1'41.283	14.945				
5	1	1'47.762	2.109	58	3	1'39.516	1.746	12	3	1'41.885	36.999	16	3	1'40.891	15.993				
23	1	1'48.111	2.458	71	3	1'39.730	1.861	<b>Lap 5</b>											
64	1	1'48.129	2.476	42	3	1'39.431	2.083	88	5	1'39.433		6	5	1'40.949	16.176				
10	1	1'48.338	2.685	44	3	1'39.865	2.950	33	5	1'40.131	3.075	4	5	1'41.397	19.002				
39	1	1'48.504	2.851	24	3	1'39.775	3.058	42	5	1'39.989	3.144	11	5	1'41.110	26.438				
7	1	1'48.713	3.060	5	3	1'39.620	3.228	21	5	1'40.108	3.386	12	5	1'41.231	40.713				
65	1	1'48.990	3.337	23	3	1'40.035	3.975	58	5	1'40.523	3.425	<b>Lap 7</b>							
84	1	1'49.377	3.724	10	3	1'39.911	4.090	71	5	1'40.477	3.520	88	7	1'39.538					
16	1	1'49.656	4.003	64	3	1'40.154	4.319	44	5	1'39.855	4.199	33	7	1'39.895	4.000				
75	1	1'49.912	4.259	39	3	1'39.980	4.359	5	5	1'40.058	4.370	42	7	1'40.054	4.307				
4	1	1'50.066	4.413	7	3	1'39.959	4.576	24	5	1'40.961	4.493	58	7	1'39.911	4.390				
17	1	1'50.230	4.577	65	3	1'40.444	5.513	10	5	1'39.583	4.608	71	7	1'39.966	4.559				
12	1	1'50.291	4.638	17	3	1'39.855	5.980	39	5	1'39.655	5.252	44	7	1'39.852	4.753				
48	1	1'50.786	5.133	16	3	1'40.430	6.523	23	5	1'40.157	5.641	5	7	1'39.840	4.833				
96	1	1'50.945	5.292	84	3	1'40.604	6.734	64	5	1'40.033	5.826	10	7	1'39.643	5.019				
41	1	1'51.384	5.731	36	3	1'46.945	7.967	7	5	1'40.121	6.013	24	7	1'39.812	5.358				
27	1	1'51.551	5.898	75	3	1'41.420	8.184	17	5	1'39.605	6.341	39	7	1'39.666	5.775				
95	1	1'51.824	6.171	96	3	1'41.257	8.392	65	5	1'40.012	6.982	17	7	1'40.546	7.499				
14	1	1'52.223	6.570	48	3	1'41.206	8.502	36	5	1'39.270	8.095	23	7	1'40.936	7.525				
6	1	1'52.263	6.610	41	3	1'40.902	9.014	16	5	1'40.280	8.215	64	7	1'40.947	7.700				
11	1	2'02.889	17.236	95	3	1'41.005	9.640	84	5	1'40.465	8.630	7	7	1'41.147	7.997				
<b>Lap 2</b>																			
88	2	1'39.255		27	3	1'40.977	9.848	96	5	1'40.925	11.648	36	7	1'39.627	8.339				
19	2	1'39.236	0.076	14	3	1'41.341	10.952	48	5	1'41.161	11.756	65	7	1'40.408	8.450				
36	2	1'39.265	0.258	6	3	1'41.626	11.367	75	5	1'41.256	11.827	16	7	1'39.909	8.805				
33	2	1'39.776	1.106	4	3	1'41.635	12.832	41	5	1'41.154	12.026	84	7	1'41.007	11.300				
21	2	1'39.258	1.339	11	3	1'41.287	21.104	95	5	1'40.462	12.074	48	7	1'41.017	14.595				
71	2	1'39.806	1.367	12	3	2'07.556	34.399	27	5	1'41.064	13.046	75	7	1'40.896	14.846				
58	2	1'39.153	1.466	<b>Lap 4</b>															
42	2	1'39.109	1.888	88	4	1'39.285		4	5	1'41.215	14.486	96	7	1'41.175	14.999				
44	2	1'39.612	2.321	58	4	1'39.874	2.335	6	5	1'40.972	14.611	95	7	1'40.966	15.082				
24	2	1'39.864	2.519	33	4	1'40.023	2.377	4	5	1'41.408	16.989	41	7	1'41.007	15.266				
5	2	1'39.990	2.844	71	4	1'39.900	2.476	11	5	1'41.138	24.712	27	7	1'41.075	16.482				
23	2	1'39.973	3.176	42	4	1'39.790	2.588	12	5	1'41.300	38.866	14	7	1'41.047	17.502				
64	2	1'40.180	3.401	21	4	1'40.380	2.711	<b>Lap 6</b>				6	7	1'41.054	17.692				
10	2	1'39.985	3.415	5	4	1'39.802	3.745	88	6	1'39.384		4	7	1'41.903	21.367				
39	2	1'40.019	3.615	44	4	1'40.112	3.777	33	6	1'39.952	3.643	11	7	1'41.098	27.998				
7	2	1'40.048	3.853	24	4	1'40.192	3.965	42	6	1'40.031	3.791	12	7	1'41.652	42.827				
65	2	1'40.223	4.305	10	4	1'39.653	4.458	21	6	1'39.830	3.832	21	7	2'38.389	1'02.683				
16	2	1'40.581	5.329	23	4	1'40.227	4.917	58	6	1'39.976	4.017	<b>Lap 8</b>							
17	2	1'40.039	5.361	39	4	1'39.956	5.030	71	6	1'39.995	4.131	88	8	1'39.682					
84	2	1'40.897	5.366	64	4	1'40.192	5.226	44	6	1'39.624	4.439	33	8	1'39.791	4.109				
75	2	1'40.996	6.000	7	4	1'40.034	5.325	5	6	1'39.545	4.531	58	8	1'39.689	4.397				
12	2	1'40.696	6.079	17	4	1'39.474	6.169	10	6	1'39.690	4.914	42	8	1'39.868	4.493				
96	2	1'40.334	6.371	65	4	1'40.175	6.403	24	6	1'39.975	5.084	44	8	1'39.678	4.749				
48	2	1'40.654	6.532	16	4	1'40.130	7.368	39	6	1'39.779	5.647	71	8	1'40.003	4.880				
41	2	1'40.872	7.348	84	4	1'40.149	7.598	23	6	1'39.870	6.127	10	8	1'39.644	4.981				
<b>Lap 9</b>																			
11	9	1'41.571	44.716	36	4	1'39.576	8.258	64	6	1'39.849	6.291	5	8	1'40.157	5.308				
<b>Lap 10</b>																			
12	10	1'41.571	44.716	7	4	1'39.959	4.576	7	6	1'39.759	6.388	24	8	1'39.813	5.489				
33	10	1'39.929	4.326	48	4	1'41.257	8.392	17	6	1'39.534	6.491	39	8	1'39.899	5.992				
42	10	1'39.703	4.484	41	4	1'41.206	8.502	17	6	1'39.534	6.491	64	8	1'40.589	8.406				
58	10	1'39.967	4.652	96	4	1'41.257	8.392	65	6	1'39.982	7.580	17	8	1'40.401	8.419				
44	10	1'39.862	4.899	48	4	1'41.257	8.392	48	6	1'41.161	11.756	39	8	1'39.899	5.992				
10	10	1'39.694	4.963	41	4	1'41.154	12.026	48	6	1'41.161	11.756	24	8	1'40.589	8.406				
71	10	1'40.004	5.172	95	4	1'41.062	13.046	48	6	1'41.161	11.756	71	8	1'39.847	5.224				
5	10	1'39.699	5.295	14	4	1'41.215	14.486	48	6	1'41.161	11.756	5	8	1'39.840	5.340				
24	10	1'39.759	5.536	6	4	1'40.972	14.611	48	6	1'41.161	11.756	24	8	1'39.922	5.663				
39	10	1'39.872	6.152	4	4	1'41.635	12.832	48	6	1'41.161	11.756	39	8	1'39.860	6.217				
36	10	1'39.646	8.406	11	4	1'41.287	21.104	48	6	1'41.161	11.756	39	8	1'39.860	6.217				
17	10	1'39.822	8.516	12	4	2'07.556	34.399	48	6	1'41.161	11.756	39	8	1'39.860	6.217				
64	10	1'39.989	8.696	<b>Lap 10</b>															
7	10	1'40.326	9.603	88	10	1'39.795		88	10	1'39.795		88	10	1'39.795					
65	10	1'40.041	9.631	33	10	1'40.053	4.584	33	10	1'40.053	4.584	33	10	1'40.053	4.584				
44	10	1'40.708	9.817	42	10	1'40.034	4.723	42	10	1'40.034	4.723	42	10	1'40.034	4.723				
16	10	1'40.379	10.021	58	10	1'39.975	4.832	58	10	1'39.975	4.832	58	10	1'39.975	4.832				
84	10	1'40.926	13.861	10	10	1'39.751	4.919	10	10	1'39.751	4.919	10	10	1'39.751	4.919				
48	10	1'41.134	17.445	44	10	1'40.039	5.143	44	10	1'40.039	5.143	44	10	1'40.039	5.143				
75	10	1'41.215	17.620	71	10	1'39.847	5.224	71	10	1'39.847	5.224	71	10	1'39.847	5.224				
95	10	1'41.101	17.707	5	10	1'39.840	5.340	5	10	1'39.840	5.340	5	10	1'39.840	5.340				
96	10	1'40.851	17.872	24	10	1'39.922	5.663	24	10	1'39.922	5.663	24	10	1'39.922	5.663				
41	10	1'41.178	18.042	39	10	1'39.860	6.217	39	10	1'39.860	6.217	39	10	1'39.860	6.217				
27	10</																		

**Num Lap Time Gap**

36	1'39.608	8.219
17	1'39.579	8.300
64	1'39.660	8.561
65	1'40.246	10.082
23	1'40.259	10.281
7	1'40.621	10.429
16	1'40.288	10.514
84	1'41.069	15.135
95	1'41.134	19.046
48	1'41.484	19.134
75	1'41.482	19.307
96	1'41.448	19.525
41	1'41.464	19.711
27	1'41.165	20.774
14	1'40.986	21.197
6	1'40.951	21.339
11	1'41.397	32.803
4	1'48.203	33.211
12	1'41.530	48.384

**Lap 11**

88	1'39.722	
42	1'40.005	5.006
10	1'39.841	5.038
58	1'40.176	5.286
33	1'40.509	5.371
71	1'40.002	5.504
5	1'39.998	5.616
24	1'40.160	6.101
44	1'40.775	6.196
39	1'39.887	6.382
36	1'39.507	8.004
17	1'39.612	8.190
64	1'39.597	8.436
65	1'40.632	10.992
23	1'40.639	11.198
16	1'40.482	11.274
7	1'40.751	11.458
84	1'41.234	16.647
48	1'41.079	20.491
75	1'41.109	20.694
95	1'41.464	20.788
96	1'41.207	21.010
41	1'41.070	21.059
27	1'41.319	22.371
14	1'41.307	22.782
6	1'41.366	22.983
11	1'41.292	34.373
12	1'41.631	50.293
4	3'57.727	2'51.216

**Lap 12**

88	1'39.662	
10	1'40.082	5.458
42	1'40.233	5.577
33	1'40.055	5.764
58	1'40.422	6.046
71	1'40.328	6.170
5	1'40.337	6.291
44	1'39.817	6.351
24	1'40.108	6.547
39	1'40.044	6.764
36	1'39.601	7.943
17	1'39.524	8.052
64	1'39.583	8.357
65	1'40.253	11.583
16	1'40.206	11.818
23	1'40.628	12.164
7	1'40.630	12.426
84	1'41.090	18.075

48	1'41.289	22.118
95	1'41.057	22.183
75	1'41.366	22.398
96	1'41.231	22.579
41	1'41.217	22.614
27	1'41.081	23.790
14	1'41.143	24.263
6	1'41.091	24.412
11	1'41.261	35.972
12	1'41.706	52.337
4	1'41.689	2'53.243

**Lap 13**

88	1'39.881	
10	1'40.210	5.787
33	1'40.011	5.894
42	1'40.284	5.980
58	1'39.915	6.080
71	1'39.969	6.258
5	1'39.935	6.345
24	1'39.924	6.590
44	1'40.151	6.621
39	1'40.053	6.936
36	1'39.920	7.982
17	1'39.938	8.109
64	1'39.825	8.301
65	1'40.281	11.983
16	1'40.532	12.469
23	1'40.323	12.606
7	1'40.446	12.991
84	1'41.449	19.643
48	1'41.248	23.485
95	1'41.348	23.650
75	1'41.188	23.705
41	1'41.038	23.771
96	1'41.365	24.063
27	1'40.996	24.905
14	1'40.971	25.353
6	1'41.230	25.761
11	1'41.306	37.397
12	1'41.557	54.013
4	1'41.670	2'55.032

**Lap 14**

88	1'39.952	
33	1'40.058	6.000
10	1'40.338	6.173
42	1'40.320	6.348
58	1'40.379	6.507
5	1'40.172	6.565
44	1'40.258	6.927
71	1'40.678	6.984
24	1'40.589	7.227
39	1'40.403	7.387
36	1'39.705	7.735
17	1'39.740	7.897
64	1'39.886	8.235
65	1'40.327	12.358
23	1'40.527	13.181
16	1'40.820	13.337
7	1'40.860	13.899
84	1'41.299	20.990
48	1'41.631	25.164
75	1'41.497	25.250
95	1'41.596	25.294
41	1'41.625	25.444
96	1'41.570	25.681
27	1'41.447	26.400
14	1'41.303	26.704
6	1'41.319	27.128

11	1'41.196	38.641
12	1'41.850	55.911
4	1'41.973	2'57.053

**Lap 15**

88	1'39.997	
10	1'39.850	6.026
33	1'40.118	6.121
42	1'39.894	6.245
58	1'39.905	6.415
5	1'39.966	6.534
44	1'40.046	6.976
71	1'40.149	7.136
36	1'39.535	7.273
24	1'40.229	7.459
39	1'40.207	7.597
17	1'39.780	7.680
64	1'39.840	8.078
65	1'40.349	12.710
23	1'40.518	13.702
16	1'40.505	13.845
7	1'40.343	14.245
84	1'41.174	22.167
75	1'41.446	26.699
95	1'41.427	26.724
41	1'41.327	26.774
48	1'41.720	26.887
96	1'41.407	27.091
27	1'41.269	27.672
14	1'41.305	28.012
6	1'41.102	28.233
11	1'41.212	39.856
12	1'41.755	57.669
4	1'41.879	2'58.935

**Lap 16**

88	1'40.066	
10	1'40.354	6.314
33	1'40.364	6.419
5	1'40.036	6.504
42	1'40.471	6.650
58	1'40.443	6.792
44	1'40.006	6.916
36	1'39.812	7.019
24	1'39.847	7.240
17	1'39.793	7.407
71	1'40.672	7.742
39	1'40.296	7.827
64	1'40.241	8.253
65	1'40.719	13.363
23	1'40.396	14.032
16	1'40.526	14.305
7	1'40.433	14.612
84	1'41.335	23.436
41	1'41.306	28.014
95	1'41.396	28.054
48	1'41.350	28.171
75	1'41.725	28.358
96	1'41.462	28.487
27	1'41.333	28.939
14	1'41.321	29.267
6	1'41.263	29.430
11	1'41.426	41.216
12	1'41.641	59.244
4	1'41.717	3'00.586

**Lap 17**

88	1'39.926	
5	1'39.862	6.440
33	1'39.972	6.465

42	1'39.871	6.595
10	1'40.385	6.773
58	1'40.136	7.002
36	1'39.998	7.091
24	1'39.984	7.298
44	1'40.428	7.418
17	1'40.182	7.663
39	1'39.961	7.862
71	1'40.243	8.059
64	1'40.081	8.408
65	1'40.611	14.048
23	1'40.520	14.626
16	1'40.507	14.886
7	1'40.571	15.257
84	1'41.431	24.941
95	1'41.078	29.206
48	1'41.021	29.266
75	1'40.982	29.414
41	1'41.509	29.597
96	1'41.274	29.835
27	1'41.182	30.195
14	1'41.175	30.516
6	1'41.371	30.875
11	1'41.434	42.724
12	1'41.648	1'00.966
4	1'41.632	3'02.292

**Lap 18**

88	1'40.077	
5	1'40.269	6.632
33	1'40.260	6.648
42	1'40.273	6.791
36	1'39.928	6.942
10	1'40.417	7.113
58	1'40.380	7.305
24	1'40.201	7.422
17	1'40.134	7.720
44	1'40.464	7.805
39	1'40.195	7.980
71	1'40.082	8.064
64	1'40.017	8.348
65	1'40.276	14.247
23	1'40.439	14.988
16	1'40.366	15.175
7	1'40.439	15.619
84	1'41.393	26.257
48	1'41.214	30.403
95	1'41.511	30.640
75	1'41.319	30.656
96	1'40.970	30.728
41	1'41.392	30.912
27	1'41.039	31.157
14	1'41.154	31.593
6	1'41.610	32.408
11	1'41.504	44.151
12	1'42.026	1'02.915
4	1'41.938	3'04.153

**Lap 19**

88	1'40.109	
33	1'40.095	6.634
36	1'39.928	6.761
42	1'40.137	6.819
5	1'40.400	6.923
10	1'40.028	7.032
58	1'40.143	7.339
44	1'39.815	7.511
17	1'40.089	7.700
24	1'40.493	7.806
39	1'40.144	8.015

71	1'40.208	8.163
64	1'40.204	8.443
65	1'40.526	14.664
23	1'40.415	15.294
16	1'40.425	15.491
7	1'40.324	15.834
84	1'41.592	27.740
95	1'41.083	31.614
48	1'41.383	31.677
96	1'41.180	31.799
75	1'41.333	31.880
41	1'41.202	32.005
27	1'41.231	32.279
14	1'41.794	33.278
6	1'41.794	34.093
11	1'41.562	45.604
12	1'42.228	1'05.034
4	1'42.003	3'06.047

**Lap 20**

88	1'40.175	
36	1'39.636	6.222
42	1'39.685	6.329
33	1'39.950	6.409
5	1'40.079	6.827
10	1'39.994	6.851
58	1'39.843	7.007
44	1'39.822	7.158
17	1'39.939	7.464
24	1'40.089	7.720
39	1'40.025	7.865
71	1'40.116	8.104
64	1'40.023	8.291
65	1'40.470	14.959
23	1'40.555	15.674
16	1'40.518	15.834
7	1'40.520	16.179
84	1'41.704	29.269
95	1'40.814	32.253
48	1'40.826	32.328
96	1'40.936	32.560
75	1'41.160	32.865
41	1'41.068	32.898
27	1'40.947	33.051
14	1'41.272	34.375
6	1'42.093	36.011
11	1'41.593	47.022
12	1'42.017	1'06.876
4	1'41.900	3'07.772

**Lap 21**

88	1'40.083	
36	1'39.816	5.955
33	1'39.691	6.017
42	1'39.914	6.160
5	1'39.641	6.385
58	1'39.675	6.599
44	1'39.779	6.854
10	1'40.272	7.0

---

---

**Num Lap Time Gap**

---

---

96	1'40.608	33.085	<b>12</b>	1'42.313	1'13.020
48	1'41.024	33.269	<b>4</b>	1'41.776	3'12.176
75	1'40.928	33.710			
41	1'41.122	33.937			
27	1'41.161	34.129			
14	1'41.145	35.437			
6	1'42.757	38.685			
11	1'41.520	48.459			
12	1'42.263	1'09.056			
<b>4</b>	1'41.471	3'09.160			

**Lap 22**

88	1'40.038		88	1'41.120	
36	1'39.970	5.887	36	1'39.647	3.760
42	1'39.979	6.101	42	1'39.624	3.877
33	1'40.185	6.164	5	1'39.507	3.953
5	1'39.940	6.287	33	1'39.481	3.999
58	1'39.913	6.474	10	1'39.792	4.735
10	1'39.617	6.619	58	1'40.292	4.940
44	1'40.011	6.827	17	1'39.844	5.071
17	1'39.504	6.896	44	1'40.086	5.218
24	1'40.250	7.603	39	1'40.370	6.462
39	1'39.880	7.650	24	1'40.256	6.544
64	1'40.161	8.486	64	1'39.924	6.633
71	1'40.282	8.786	71	1'41.148	8.687
65	1'40.539	16.064	23	1'40.760	16.100
23	1'40.381	16.331	65	1'40.879	16.156
16	1'40.409	16.543	16	1'40.687	16.263
7	1'40.448	16.953	7	1'40.493	16.398
84	1'41.313	32.081	84	1'41.200	33.128
96	1'40.677	33.724	95	1'40.844	33.807
95	1'40.855	33.818	48	1'41.137	34.360
48	1'40.682	33.913	96	1'41.110	34.403
75	1'40.872	34.544	41	1'40.667	34.629
41	1'40.819	34.718	75	1'40.866	34.958
27	1'41.290	35.381	27	1'40.882	35.730
14	1'41.481	36.880	14	1'42.125	39.331
6	1'42.671	41.318	6	1'43.438	46.209
11	1'41.312	49.733	11	1'41.730	51.534
12	1'42.101	1'11.119	12	1'45.209	1'17.109
<b>4</b>	1'41.690	3'10.812			

**Lap 23**

88	1'40.412	
36	1'39.758	5.233
42	1'39.684	5.373
5	1'39.691	5.566
33	1'39.886	5.638
58	1'39.706	5.768
10	1'39.856	6.063
44	1'39.837	6.252
17	1'39.863	6.347
39	1'39.974	7.212
24	1'40.217	7.408
64	1'39.755	7.829
71	1'40.285	8.659
65	1'40.745	16.397
23	1'40.541	16.460
16	1'40.565	16.696
7	1'40.484	17.025
84	1'41.379	33.048
95	1'40.677	34.083
48	1'40.842	34.343
96	1'41.101	34.413
41	1'40.776	35.082
75	1'41.080	35.212
27	1'40.999	35.968
14	1'41.858	38.326
6	1'42.985	43.891
11	1'41.603	50.924

Lapped rider

These data/results cannot be reproduced, stored and/or transmitted in whole or in part by any manner of electronic, mechanical, photocopying, recording, broadcasting or otherwise now known or herein after developed without the previous express consent by the copyright owner, except for reproduction in daily press and regular printed publications on sale to the public within 60 days of the event related to those data/results and always provided that copyright symbol appears together as follows below.

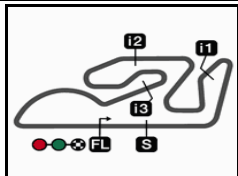
© DORNA, 2017

Official MotoGP Timing by TISSOT  
www.motogp.com

Cheste, Sunday, November 12, 2017

Page 3 of 3





4005 m.

## GRAN PREMIO MOTUL DE LA COMUNITAT VALENCIANA

Moto3™

## 2017 Rookie of the Year Classification

36

Rider	Nation	Points	Leader Previous	QAT	ARG	AME	SPA	FRA	ITA	CAT	NED	GER	CZE	AUT	GBR	RSM	ARA	JPN	AUS	MAL	VAL
1 SAsAKI Ayumu	JPN	32		5	-	-	1	-	8	-	1	-	1	-	-	-	-	-	9	4	3
2 BEZZECCHI Marco	ITA	20	12	12	-	-	-	1	-	2	-	1	-	-	-	-	-	16	-	-	-
3 ATIRATPHUVAPAT	THA	16	16	4	-	-	-	3	-	-	-	-	6	-	2	-	-	5	-	-	-
4 PAGLIANI Manuel	ITA	8	24	8	-	-	-	-	-	-	-	-	-	-	1	5	-	-	1	1	-
5 TOBA Kaito	JPN	7	25	1	-	6	-	-	-	-	-	-	-	1	-	-	-	-	-	-	-
6 ARBOLINO Tony	ITA	2	30	5	-	2	-	-	-	-	-	-	-	-	-	-	-	-	-	-	-

These data/results cannot be reproduced, stored and/or transmitted in whole or in part by any manner of electronic, mechanical, photocopying, recording, broadcasting or otherwise now known or herein after developed without the previous express consent by the copyright owner, except for reproduction in daily press and regular printed publications on sale to the public within 60 days of the event related to those data/results and always provided that copyright symbol appears together as follows below.

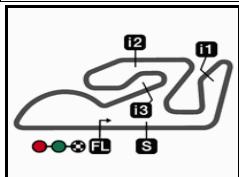
© DORNA, 2017

Official MotoGP Timing by TISSOT  
www.motogp.com

Cheste, Sunday, November 12, 2017



Circuit Ricardo Tormo



4005 m.

Results and timing service provided by **TISSOT**

After the **GRAN PREMIO MOTUL DE LA COMUNITAT VALENCIANA**

**Moto3™**

**2017 Riders Performance**

(Qualifying Position - Starting Position - Race Position)

**37**

Rider	Points	QAT	ARG	AME	SPA	FRA	ITA	CAT	NED	GER	CZE	AUT	GBR	RSM	ARA	JPN	AUS	MAL	VAL
1 <b>MIR Joan</b>	341	6	16	2	9	8	3	5	7	2	4	10	2	3	6	14	3	1	2
		6-1	16-1	2-8	9-3	8-1	2-7	4-1	7-9	2-1	4-1	10-1	2-5	2-2	6-1	20-17	3-1	1-1	2-2
2 <b>FENATI Romano</b>	248	3	6	3	3	4	7	4	15	6	2	11	1	5	11	6	5	8	13
		3-5	6-7	3-1	3-2	4-NC	6-13	3-2	15-2	6-2	2-2	11-13	1-7	5-1	11-10	6-1	5-6	7-7	13-4
3 <b>CANET Aron</b>	199	8	4	1	2	12	14	2	6	1	17	3	17	1	3	3	8	12	6
		8-4	4-11	1-NC	2-1	12-2	14-5	5-5	6-1	1-NC	17-3	3-5	16-1	9-NC	3-5	3-5	8-NC	12-8	6-9
4 <b>MARTIN Jorge</b>	196	1	3	5	1	1	-1	1	1			13	9	2	1	7	1	2	1
		1-3	3-3	5-2	1-9	1-NC	13-15	1-3	1-4	-	-	13-3	8-3	1-NC	1-4	7-15	1-3	2-2	1-1
5 <b>DI GIANNANTONIO Fabio</b>	153	16	5	6	11	15	4	8	21	25	8	9	12	4	14	17	11	11	9
		15-8	5-NC	6-3	11-5	15-3	3-2	8-7	21-NC	24-11	8-21	9-6	12-10	3-3	14-2	16-7	11-NC	11-9	9-NC
6 <b>BASTIANINI Enea</b>	141	19	15	7	14	11	17	7	17	9	20	4	16	1	2	5	9	9	5
		18-16	15-27	7-4	14-8	11-6	17-11	7-4	17-NC	9-6	31-17	4-10	15-2	4-14	2-3	5-16	9-5	8-3	5-5
7 <b>MCPHEE John</b>	131	13	1	9	26	25	2	19	19	10	19	5	4	18	7	18	25	3	22
		12-2	1-2	9-7	25-NC	25-12	1-6	17-12	19-3	10-NC	19-6	5-NC	4-13	14-NC	7-6	17-10	25-NL	3-5	22-8
8 <b>RAMIREZ Marcos</b>	123	11	27	20	5	7	8	6	23	4	7	23	20	17	10	22	16	17	8
		10-9	27-13	20-16	5-4	7-4	7-9	6-6	23-6	4-3	7-7	23-12	20-NC	13-12	10-7	22-14	16-21	17-17	8-3
9 <b>MIGNO Andrea</b>	118	7	8	19	8	23	13	18	27	23	14	7	6	12	16	10	26	19	24
		7-6	8-5	19-12	8-6	23-8	12-1	20-8	26-14	22-16	14-11	7-21	6-8	24-9	28-11	10-13	26-14	19-6	24-16
10 <b>OETTL Philipp</b>	105	2	10	15		28	16	17	26	7	10	8	14	15	8	21	13	24	16
		2-NC	10-4	15-9	-NS	28-21	16-14	15-13	25-11	7-5	10-13	8-2	14-9	11-4	8-9	21-6	13-13	24-16	16-15
11 <b>GUEVARA Juanfran</b>	88	0	7	13	12	3	6	3	30	11	3	2	0	25	21	19	4	18	11
		9-NC	7-9	13-6	12-10	3-5	5-3	2-17	29-12	11-12	3-5	2-14	9-NC	18-NC	19-12	18-NC	4-23	18-13	11-6
12 <b>BULEGA Nicolo</b>	81	14	2	4	4	2	5	14	3	3	5	16	8	0	4	1	23	16	
		13-14	2-16	4-5	4-7	2-17	4-10	16-9	3-10	3-4	5-23	16-11	7-20	8-5	4-14	1-12	23-11	16-NC	-

NC=Not classified NL=Not finished first lap NP=Not started race re-start N2=Not finished first lap race re-start EX=Excluded NS=Not Started DS=Disqualified

These data/results cannot be reproduced, stored and/or transmitted in whole or in part by any manner of electronic, mechanical, photocopying, recording, broadcasting or otherwise now known or herein after developed without the previous express consent by the copyright owner, except for reproduction in daily press and regular printed publications on sale to the public within 60 days of the event related to those data/results and always provided that copyright symbol appears together as follows below.  
© DORNA, 2017

Official MotoGP Timing by **TISSOT**  
www.motogp.com





	Rider	Points	QAT	ARG	AME	SPA	FRA	ITA	CAT	NED	GER	CZE	AUT	GBR	RSM	ARA	JPN	AUS	MAL	VAL
13	LOI Livio	80	18	12	16	18	13	26	23	18	13	9	12	13			16	21	7	27
			17-12	12-6	16-15	18-16	13-16	25-23	22-25	18-21	13-7	9-27	12-4	13-6	-NS	-	15-19	21-2	6-4	32-27
14	SUZUKI Tatsuki	71	20	9	18	7	22	0	9	10	12	13	26	15	19	9	15	10	13	4
			19-15	9-8	18-NC	7-NC	22-NC	9-NC	9-10	10-8	12-9	13-8	26-NC	18-11	31-NC	9-13	14-4	10-9	13-NC	4-11
15	BENDSNEYDER Bo	65	4	17	10	24	9	9	15	2	8	6	6	-7	9	20	11	19	4	10
			4-26	17-23	10-NS	23-11	9-9	8-12	13-15	2-NC	8-8	6-4	6-NC	10-NC	7-6	18-17	11-9	19-16	4-10	10-12
16	RODRIGO Gabriel	54		13	14	16			11	12	15	1	1	3	6	12	8	2	5	3
			-NS	13-NC	14-11	16-13	-	-	11-NC	12-7	15-NC	1-26	1-7	3-4	6-NC	12-NC	8-NC	2-4	5-14	3-NC
17	NORRODIN Adam	42	12	21	25	19		23	30	11	14	25	15	25	27	13	13	22	15	12
			11-10	21-17	25-19	19-NC	-NS	22-18	30-18	11-NC	14-13	24-9	15-8	25-12	22-NC	13-15	13-NC	22-8	15-11	12-17
18	ANTONELLI Niccolò	38	5	14	8	6	6	12	10			12	17	5	-8	23	2	15	10	14
			5-7	14-NC	8-14	6-22	6-NC	11-16	10-11	-NS	-	12-24	17-NC	5-16	20-NC	20-18	2-2	15-NC	10-NC	14-14
19	BINDER Darryn	35	27	11	11	10	17	15	22	28	17					29	25	18	25	
			26-13	11-12	11-10	10-20	17-NC	15-4	21-NC	27-13	16-10	-	-	-	-	32-22	25-20	18-24	25-NC	-
20	SASAKI Ayumu	32	15	25	17	15	27	25	20	22	21	11	18	19	-7	18	24	17	14	7
			14-11	25-20	17-18	15-15	27-19	24-8	18-16	22-15	20-17	11-15	18-18	19-18	19-NC	17-16	24-NC	17-7	14-12	7-13
21	DANILO Jules	29	24	28	21	25	16	11	21	14	26	18	21	18	31	15	23	6	6	21
			23-17	28-22	21-13	24-12	16-7	10-NC	19-NC	14-5	25-14	18-NL	21-16	17-22	29-NC	15-20	23-18	6-NC	9-NC	21-19
22	KORNFEIL Jakub	26	22	22	23	21	18	21	29	13	19	24	28	31	20	25	20	20	22	25
			21-20	22-18	23-23	21-18	18-11	20-20	29-22	13-17	18-18	23-20	28-20	31-23	15-7	22-25	19-8	20-12	22-21	25-18
23	BEZZECCHI Marco	20	21	23	26	27	21	24	25	5	18	29	25	24	14	17	4	12	26	28
			20-25	23-19	26-17	26-NC	21-15	23-17	24-14	5-16	17-15	27-22	25-NC	24-19	10-NC	16-19	4-3	12-NC	26-19	28-28
24	FOGGIA Dennis	19										26				5				15
			-	-	-	-	-	-	-	-	-	-	25-14	-	-	-	5-8	-	-	-
25	ATIRATPHUVAPAT Nakarin	16	30	30	32	31	30	28	24	4	27	15	22	23	28	30	12	28	27	31
			29-18	29-24	32-24	30-21	30-13	26-24	23-21	4-18	26-23	15-10	22-NC	23-14	23-NC	26-NC	12-11	28-17	27-18	31-21
26	ARENAS Albert	14	23	19	22	13	5	20				27	20	27	23	24				17
			22-NC	19-25	22-21	13-14	5-NC	19-NC	-	-	-	32-12	20-NC	27-27	26-8	21-27	-NS	-	-	-
27	MASIA Jaume	13											14	28	22	19				
			-	-	-	-	-	-	-	-	-	-	14-9	28-NC	16-10	30-21	-	-	-	-
28	DALLA PORTA Lorenzo	9	25	26	28	17	20	19	12	24	24	22	19	21	16	22	27	14	23	19
			24-23	26-NC	28-26	17-19	20-14	18-19	12-19	24-NC	23-19	21-19	19-NC	21-17	12-15	31-NC	26-NC	14-10	23-NC	19-20

NC=Not classified NL=Not finished first lap NP=Not started race re-start N2=Not finished first lap race re-start EX=Excluded NS=Not Started DS=Disqualified

These data/results cannot be reproduced, stored and/or transmitted in whole or in part by any manner of electronic, mechanical, photocopying, recording, broadcasting or otherwise now known or herein after developed without the previous express consent by the copyright owner, except for reproduction in daily press and regular printed publications on sale to the public within 60 days of the event related to those data/results and always provided that copyright symbol appears together as follows below.  
© DORNA, 2017

Official MotoGP Timing by TISSOT  
www.motogp.com





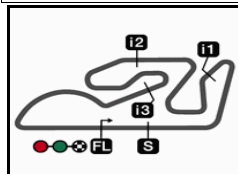
	<b>Rider</b>	<i>Points</i>	<b>QAT</b>	<b>ARG</b>	<b>AME</b>	<b>SPA</b>	<b>FRA</b>	<b>ITA</b>	<b>CAT</b>	<b>NED</b>	<b>GER</b>	<b>CZE</b>	<b>AUT</b>	<b>GBR</b>	<b>RSM</b>	<b>ARA</b>	<b>JPN</b>	<b>AUS</b>	<b>MAL</b>	<b>VAL</b>
29	<b>PAGLIANI Manuel</b>	<b>8</b>	29 28-22	29 31-21	29 33-25	30 29-27	14 14-18	18 30-22	26 26-20	9 9-NC	22 21-20	28 26-25	30 30-19	29 29-15	26 21-11	26 23-23	9 9-NC	7 7-15	20 20-15	23 23-22
30	<b>Toba Kaito</b>	<b>7</b>	28 27-19	18 18-10	27 34-NC	28 27-17	26 26-NC	27 31-25	16 14-23	32 31-19	20 19-21	23 22-29	27 27-15	11 11-NC	13 25-NC	31 27-28	28 27-21	30 30-20	21 21-20	20 20-24
31	<b>Masaki Kazuki</b>	<b>6</b>	-	-	-	-	-	-	-	-	-	-	-	-	-	-	-	-	-	18 18-10
32	<b>Kent Danny</b>	<b>6</b>	-	-	-	-	10 10-10	-	-	-	16 28-NC	-	-	-	-	-	-	-	-	-
33	<b>Fabbri Alex</b>	<b>3</b>	-	-	-	-	-	-	-	-	-	-	-	-	33 30-13	-	-	-	-	-
34	<b>Arbolino Tony</b>	<b>2</b>	17 16-24	24 24-14	12 12-20	29 28-23	24 24-22	22 21-21	13 25-24	8 8-NC	5 5-NC	16 16-16	24 24-17	26 26-25	24 17-NC	28 25-26	30 29-23	24 24-18	28 28-22	29 29-25
35	<b>Herrera Maria</b>	<b>1</b>	26 25-21	20 20-15	24 24-22	23 22-24	29 29-20	30 28-26	28 28-26	16 16-20	29 31-26	21 20-NL	29 29-22	22 22-26	-NS	-NS	-	27 27-19	31 31-24	30 30-26
36	<b>Georgi Tim</b>	<b>0</b>	-	-	-	-	-	-	-	-	31 30-24	30 28-18	-	-	-	-	-	-	-	-
37	<b>Booth-Amos Tom</b>	<b>0</b>	-	-	-	-	-	-	-	-	-	-	-	32 32-21	-	-	-	-	-	-
38	<b>Pulkkinen Patrik</b>	<b>0</b>	31 30-NC	31 30-26	30 30-27	33 32-26	31 31-23	29 27-27	32 32-27	20 20-22	30 29-25	31 29-30	32 32-24	33 33-24	29 27-NC	32 29-29	29 28-22	29 29-NC	30 30-23	26 26-29
39	<b>Toparis Tom</b>	<b>0</b>	-	-	-	-	-	-	-	-	-	-	-	-	-	-	31 30-24	31 31-22	-	-
40	<b>Fernandez Raul</b>	<b>0</b>	-	-	-	32 31-25	-	-	-	31 30-NC	28 27-22	-	-	-	-	-	-	-	-	-
41	<b>Kofler Maximilian</b>	<b>0</b>	-	-	-	-	-	-	-	-	-	-	31 31-23	-	-	-	-	-	-	-
42	<b>Polanco Aaron</b>	<b>0</b>	-	-	-	-	-	-	-	-	-	-	-	-	-	27 24-24	-	-	-	-
43	<b>Martinez-Abrego Gabriel</b>	<b>0</b>	-	-	-28	-	-	-	-	-	-	32 30-28	33 33-NC	-	-	-	-	-	-	-
44	<b>Viu Aleix</b>	<b>0</b>	-	-	-	-	-	-	31 31-28	-	-	-	-	-	-	-	-	-	-	-

NC=Not classified NL=Not finished first lap NP=Not started race re-start N2=Not finished first lap race re-start EX=Excluded NS=Not Started DS=Disqualified

These data/results cannot be reproduced, stored and/or transmitted in whole or in part by any manner of electronic, mechanical, photocopying, recording, broadcasting or otherwise now known or herein after developed without the previous express consent by the copyright owner, except for reproduction in daily press and regular printed publications on sale to the public within 60 days of the event related to those data/results and always provided that copyright symbol appears together as follows below.  
© DORNA, 2017

Official MotoGP Timing by **TISSOT**  
www.motogp.com





4005 m.

# GRAN PREMIO MOTUL DE LA COMUNITAT VALENCIANA

## Official Starting Grid

Race : 24 laps = 96.12 km



1	3 1'38.976 19 Gabriel RODRIGO KTM	2 1'38.873 36 Joan MIR Honda	1 1'38.428 88 Jorge MARTIN Honda
2	6 1'39.399 44 Aron CANET Honda	5 1'39.319 33 Enea BASTIANINI Honda	4 1'39.308 24 Tatsuki SUZUKI Honda
3	9 1'39.521 21 Fabio DI GIANNANTONIO Honda	8 1'39.492 42 Marcos RAMIREZ KTM	7 1'39.492 71 Ayumu SASAKI Honda
4	12 1'39.615 7 Adam NORRODIN Honda	11 1'39.551 58 Juanfran GUEVARA KTM	10 1'39.536 64 Bo BENDSNEYDER KTM
5	15 1'39.827 10 Dennis FOGGIA KTM	14 1'39.826 23 Niccolò ANTONELLI KTM	13 1'39.699 5 Romano FENATI Honda
6	18 1'39.985 39 Kazuki MASAKI Honda	17 1'39.966 75 Albert ARENAS Mahindra	16 1'39.946 65 Philipp OETTL KTM
7	21 1'40.142 95 Jules DANILO Honda	20 1'40.123 27 Kaito TOBA Honda	19 1'39.988 48 Lorenzo DALLA PORTA Mahindra
8	24 1'40.220 16 Andrea MIGNO KTM	23 1'40.216 96 Manuel PAGLIANI Mahindra	22 1'40.177 17 John MCPHEE Honda

The results are provisional until the end of the limit for protest and appeals and until the ratification of the Event Management Committee.

Time limit for protest expires 60' at the latest after publication of the results - Mr. .... Time: .....

These data/results cannot be reproduced, stored and/or transmitted in whole or in part by any manner of electronic, mechanical, photocopying, recording, broadcasting or otherwise now known or herein after developed without the previous express consent by the copyright owner, except for reproduction in daily press and regular printed publications on sale to the public within 60 days of the event related to those data/results and always provided that copyright symbol appears together as follows below.

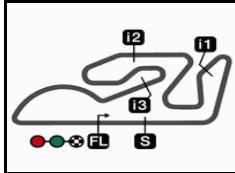
© DORNA, 2017

Official MotoGP Timing by TISSOT  
www.motogp.com

Cheste, Sunday, November 12, 2017

Page 1 of 2





4005 m.

# GRAN PREMIO MOTUL DE LA COMUNITAT VALENCIANA

## Official Starting Grid

Moto3™

Race : 24 laps = 96.12 km

9

**27**1'40.775  
**11 Livio LOI**  
Honda**26**1'40.662  
**4 Patrik PULKKINEN**  
Peugeot**25**1'40.521  
**84 Jakub KORNFEIL**  
Peugeot

10

**30**1'41.600  
**6 Maria HERRERA**  
KTM**29**1'41.278  
**14 Tony ARBOLINO**  
Honda**28**1'40.777  
**12 Marco BEZZECCHI**  
Mahindra

11

**31**1'42.469  
**41 Nakarin ATIRATPHUVAPAT**  
Honda

The results are provisional until the end of the limit for protest and appeals and until the ratification of the Event Management Committee.

Time limit for protest expires 60' at the latest after publication of the results - Mr. .... Time: .....

These data/results cannot be reproduced, stored and/or transmitted in whole or in part by any manner of electronic, mechanical, photocopying, recording, broadcasting or otherwise now known or herein after developed without the previous express consent by the copyright owner, except for reproduction in daily press and regular printed publications on sale to the public within 60 days of the event related to those data/results and always provided that copyright symbol appears together as follows below.

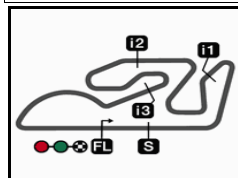
© DORNA, 2017

Official MotoGP Timing by TISSOT  
www.motogp.com

Cheste, Sunday, November 12, 2017

Page 2 of 2





4005 m.

## GRAN PREMIO MOTUL DE LA COMUNITAT VALENCIANA

## Race

## Top Speed &amp; Average



Rider	Nation	Motorcycle	Top 5 speeds					Average	Top
36 Joan MIR	SPA	HONDA	227.2	225.3	224.2	223.3	223.0	224.6	227.2
10 Dennis FOGGIA	ITA	KTM	226.1	225.8	225.8	224.9	224.4	225.4	226.1
17 John MCPHEE	GBR	HONDA	225.9	225.8	225.7	225.5	223.7	225.3	225.9
65 Philipp OETTL	GER	KTM	225.5	224.3	223.0	223.0	220.6	223.3	225.5
5 Romano FENATI	ITA	HONDA	225.0	224.1	223.8	222.9	222.9	223.7	225.0
44 Aron CANET	SPA	HONDA	225.0	224.6	222.9	222.6	222.0	223.4	225.0
71 Ayumu SASAKI	JPN	HONDA	225.0	223.1	222.9	222.7	222.3	223.2	225.0
42 Marcos RAMIREZ	SPA	KTM	224.9	223.8	223.3	222.8	222.0	223.4	224.9
39 Kazuki MASAKI	JPN	HONDA	224.6	224.4	223.8	223.6	223.3	223.9	224.6
7 Adam NORRODIN	MAL	HONDA	224.4	224.2	223.6	222.3	222.3	223.4	224.4
58 Juanfran GUEVARA	SPA	KTM	224.4	223.8	223.5	223.4	222.7	223.6	224.4
33 Enea BASTIANINI	ITA	HONDA	223.9	221.5	220.7	220.2	220.2	221.3	223.9
16 Andrea MIGNO	ITA	KTM	223.7	223.5	223.3	222.5	222.2	222.9	223.7
23 Niccolò ANTONELLI	ITA	KTM	223.6	222.7	222.4	221.6	221.0	222.3	223.6
21 Fabio DI GIANNANTONIO	ITA	HONDA	223.4	222.5	222.4	220.4	215.2	220.8	223.4
6 Maria HERRERA	SPA	KTM	223.0	222.2	222.1	221.9	221.7	222.2	223.0
41 Nakarin ATIRATPHUVAPAT	THA	HONDA	222.8	221.0	220.2	220.0	219.7	220.7	222.8
14 Tony ARBOLINO	ITA	HONDA	222.4	220.5	220.2	219.7	219.5	220.5	222.4
24 Tatsuki SUZUKI	JPN	HONDA	221.5	220.6	220.5	220.0	219.8	220.5	221.5
75 Albert ARENAS	SPA	MAHINDRA	221.1	217.6	216.9	216.5	216.1	217.6	221.1
12 Marco BEZZECCHI	ITA	MAHINDRA	221.0	218.7	211.5	211.3	211.1	213.7	221.0
95 Jules DANILO	FRA	HONDA	221.0	221.0	220.5	219.5	219.2	220.2	221.0
27 Kaito TOBA	JPN	HONDA	220.8	220.1	220.1	219.9	219.0	220.0	220.8
64 Bo BENDSNEYDER	NED	KTM	220.7	220.2	219.7	219.5	218.4	219.7	220.7
96 Manuel PAGLIANI	ITA	MAHINDRA	219.2	219.0	218.1	217.8	217.7	218.4	219.2
19 Gabriel RODRIGO	ARG	KTM	218.5	217.5	163.5			199.8	218.5
48 Lorenzo DALLA PORTA	ITA	MAHINDRA	218.1	218.0	217.7	217.7	217.6	217.8	218.1
84 Jakub KORNFEIL	CZE	PEUGEOT	214.9	214.5	214.2	213.8	211.7	213.8	214.9
11 Livio LOI	BEL	HONDA	214.6	214.5	214.3	214.1	214.0	214.2	214.6
88 Jorge MARTIN	SPA	HONDA	214.6	214.4	214.4	214.2	214.2	214.4	214.6
4 Patrik PULKKINEN	FIN	PEUGEOT	209.1	209.0	208.9	208.7	208.7	208.8	209.1

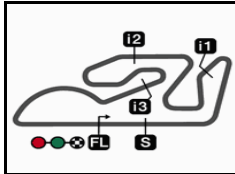
These data/results cannot be reproduced, stored and/or transmitted in whole or in part by any manner of electronic, mechanical, photocopying, recording, broadcasting or otherwise now known or herein after developed without the previous express consent by the copyright owner, except for reproduction in daily press and regular printed publications on sale to the public within 60 days of the event related to those data/results and always provided that copyright symbol appears together as follows below.

© DORNA, 2017

Official MotoGP Timing by TISSOT  
www.motogp.com



Cheste, Sunday, November 12, 2017




## GRAN PREMIO MOTUL DE LA COMUNITAT VALENCIANA

## Race

## Fastest Laps Sequence

4005 m.

Lap	Race Time	 Rider	Nation	Motorcycle	Time	Km/h	Riders's Lap
2	<b>3'24.908</b>	88 <b>Jorge MARTIN</b>	SPA	HONDA	<b>1'39.255</b>	145.2	2
2	<b>3'24.984</b>	19 <b>Gabriel RODRIGO</b>	ARG	KTM	<b>1'39.236</b>	145.2	2
2	<b>3'26.374</b>	58 <b>Juanfran GUEVARA</b>	SPA	KTM	<b>1'39.153</b>	145.4	2
2	<b>3'26.796</b>	42 <b>Marcos RAMIREZ</b>	SPA	KTM	<b>1'39.109</b>	145.4	2

These data/results cannot be reproduced, stored and/or transmitted in whole or in part by any manner of electronic, mechanical, photocopying, recording, broadcasting or otherwise now known or herein after developed without the previous express consent by the copyright owner, except for reproduction in daily press and regular printed publications on sale to the public within 60 days of the event related to those data/results and always provided that copyright symbol appears together as follows below.

© DORNA, 2017

Official MotoGP Timing by TISSOT  
www.motogp.com

Cheste, Sunday, November 12, 2017



