


4005 m.

Qualifying Results



	Rider	Nation	Team	Motorcycle	Time	Lap	Total	Gap	Top Speed
1	93 Marc MARQUEZ	SPA	Repsol Honda Team	HONDA	Q2 1'29.897	3	6		314.9
2	5 Johann ZARCO	FRA	Monster Yamaha Tech 3	YAMAHA	Q2 1'30.246	7	8	0.349	0.349 312.7
3	29 Andrea IANNONE	ITA	Team SUZUKI ECSTAR	SUZUKI	Q2 1'30.399	7	9	0.502	0.153 315.7
4	99 Jorge LORENZO	SPA	Ducati Team	DUCATI	Q2 1'30.460	2	5	0.563	0.061 319.0
5	26 Dani PEDROSA	SPA	Repsol Honda Team	HONDA	Q2 1'30.589	6	9	0.692	0.129 318.1
6	51 Michele PIRRO	ITA	Ducati Team	DUCATI	Q2 1'30.764	6	7	0.867	0.175 319.4
7	46 Valentino ROSSI	ITA	Movistar Yamaha MotoGP	YAMAHA	Q2 1'30.848	8	9	0.951	0.084 312.9
8	41 Aleix ESPARGARO	SPA	Aprilia Racing Team Gresini	APRILIA	Q2 1'30.857	4	8	0.960	0.009 314.0
9	4 Andrea DOVIZIOSO	ITA	Ducati Team	DUCATI	Q2 1'30.961	7	9	1.064	0.104 320.6
10	42 Alex RINS	SPA	Team SUZUKI ECSTAR	SUZUKI	Q2 1'30.972	2	9	1.075	0.011 318.8
11	44 PoI ESPARGARO	SPA	Red Bull KTM Factory Racing	KTM	Q2 1'31.044	3	7	1.147	0.072 316.8
12	43 Jack MILLER	AUS	EG 0,0 Marc VDS	HONDA	Q2 1'31.190	4	7	1.293	0.146 321.2
13	25 Maverick VIÑALES	SPA	Movistar Yamaha MotoGP	YAMAHA	Q1 1'31.030	7	8 (*)	0.137	315.9
14	53 Tito RABAT	SPA	EG 0,0 Marc VDS	HONDA	Q1 1'31.197	8	8 (*)	0.304	0.167 314.7
15	9 Danilo PETRUCCI	ITA	OCTO Pramac Racing	DUCATI	Q1 1'31.216	8	8 (*)	0.323	0.019 317.6
16	35 Cal CRUTCHLOW	GBR	LCR Honda	HONDA	Q1 1'31.297	3	5 (*)	0.404	0.081 316.2
17	38 Bradley SMITH	GBR	Red Bull KTM Factory Racing	KTM	Q1 1'31.300	8	8 (*)	0.407	0.003 316.5
18	17 Karel ABRAHAM	CZE	Pull&Bear Aspar Team	DUCATI	Q1 1'31.325	9	9 (*)	0.432	0.025 319.9
19	36 Mika KALLIO	FIN	Red Bull KTM Factory Racing	KTM	Q1 1'31.361	3	9 (*)	0.468	0.036 315.0
20	8 Hector BARBERA	SPA	Reale Avintia Racing	DUCATI	Q1 1'31.487	7	8 (*)	0.594	0.126 324.4
21	19 Alvaro BAUTISTA	SPA	Pull&Bear Aspar Team	DUCATI	Q1 1'31.578	9	9 (*)	0.685	0.091 318.8
22	45 Scott REDDING	GBR	OCTO Pramac Racing	DUCATI	Q1 1'31.625	8	8 (*)	0.732	0.047 318.4
23	76 Loris BAZ	FRA	Reale Avintia Racing	DUCATI	Q1 1'31.775	6	8 (*)	0.882	0.150 315.2
24	22 Sam LOWES	GBR	Aprilia Racing Team Gresini	APRILIA	Q1 1'31.816	3	7 (*)	0.923	0.041 312.9
25	60 Michael VAN DER MARK	NED	Monster Yamaha Tech 3	YAMAHA	Q1 1'32.504	3	9 (*)	1.611	0.688 310.7

* Gap with the fastest rider in the Q1 session.

Pole Position:		Marc MARQUEZ	1'29.897	160.3 Km/h
Q1 Best Lap:	Lap 7	PoI ESPARGARO	(*) 1'30.893	158.6 Km/h
Circuit Record Lap:	2016	Jorge LORENZO	1'31.171	158.1 Km/h
Circuit Best Lap:	2016	Jorge LORENZO	1'29.401	161.2 Km/h

The results are provisional until the end of the limit for protest and appeals.

Time limit for protest expires 60' after publication of the results - Mr. Time:

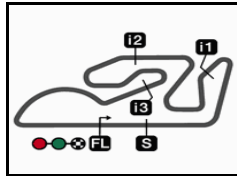
These data/results cannot be reproduced, stored and/or transmitted in whole or in part by any manner of electronic, mechanical, photocopying, recording, broadcasting or otherwise now known or herein after developed without the previous express consent by the copyright owner, except for reproduction in daily press and regular printed publications on sale to the public within 60 days of the event related to those data/results and always provided that copyright symbol appears together as follows below.

© DORNA, 2017

Official MotoGP Timing by TISSOT
www.motogp.com

Cheste, Saturday, November 11, 2017






4005 m.

GRAN PREMIO MOTUL DE LA COMUNITAT VALENCIANA

Qualifying Nr. 2

Classification

20

		Rider	Nation	Team	Motorcycle	Time	Lap Total	Gap	Top Speed
1	93	Marc MARQUEZ	SPA	Repsol Honda Team	HONDA	1'29.897	3 6		314.9
2	5	Johann ZARCO	FRA	Monster Yamaha Tech 3	YAMAHA	1'30.246	7 8	0.349 0.349	312.7
3	29	Andrea IANNONE	ITA	Team SUZUKI ECSTAR	SUZUKI	1'30.399	7 9	0.502 0.153	315.7
4	99	Jorge LORENZO	SPA	Ducati Team	DUCATI	1'30.460	2 5	0.563 0.061	319.0
5	26	Dani PEDROSA	SPA	Repsol Honda Team	HONDA	1'30.589	6 9	0.692 0.129	318.1
6	51	Michele PIRRO	ITA	Ducati Team	DUCATI	1'30.764	6 7	0.867 0.175	319.4
7	46	Valentino ROSSI	ITA	Movistar Yamaha MotoGP	YAMAHA	1'30.848	8 9	0.951 0.084	312.9
8	41	Aleix ESPARGARO	SPA	Aprilia Racing Team Gresini	APRILIA	1'30.857	4 8	0.960 0.009	314.0
9	4	Andrea DOVIZIOSO	ITA	Ducati Team	DUCATI	1'30.961	7 9	1.064 0.104	320.6
10	42	Alex RINS	SPA	Team SUZUKI ECSTAR	SUZUKI	1'30.972	2 9	1.075 0.011	318.8
11	44	PoI ESPARGARO	SPA	Red Bull KTM Factory Racing	KTM	1'31.044	3 7	1.147 0.072	316.8
12	43	Jack MILLER	AUS	EG 0,0 Marc VDS	HONDA	1'31.190	4 7	1.293 0.146	321.2

Practice condition: Dry

Air: 23°

Humidity: 29%

Ground: 26°

Fastest Lap:	Lap: 3	Marc MARQUEZ	1'29.897	160.3 Km/h
Circuit Record Lap:	2016	Jorge LORENZO	1'31.171	158.1 Km/h
Circuit Best Lap:	2016	Jorge LORENZO	1'29.401	161.2 Km/h

The results are provisional until the end of the limit for protest and appeals.

Time limit for protest expires 30' after publication of the results - Time:

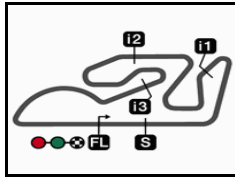
These data/results cannot be reproduced, stored and/or transmitted in whole or in part by any manner of electronic, mechanical, photocopying, recording, broadcasting or otherwise now known or herein after developed without the previous express consent by the copyright owner, except for reproduction in daily press and regular printed publications on sale to the public within 60 days of the event related to those data/results and always provided that copyright symbol appears together as follows below.

© DORNA, 2017

Official MotoGP Timing by **TISSOT**
www.motogp.com

Chestre, Saturday, November 11, 2017





4005 m.

GRAN PREMIO MOTUL DE LA COMUNITAT VALENCIANA

Qualifying Nr. 2

Top Speed & Average

21



Rider	Nation	Motorcycle	Top 5 speeds					Average	Top
43 Jack MILLER	AUS	HONDA	321.2	317.6	314.3	312.7	311.7	315.5	321.2
4 Andrea DOVIZIOSO	ITA	DUCATI	320.6	319.6	318.7	318.2	317.8	319.0	320.6
51 Michele PIRRO	ITA	DUCATI	319.4	317.9	316.9	315.9	313.7	316.8	319.4
99 Jorge LORENZO	SPA	DUCATI	319.0	317.2	316.5	315.7		317.1	319.0
42 Alex RINS	SPA	SUZUKI	318.8	317.2	315.9	315.2	311.4	315.7	318.8
26 Dani PEDROSA	SPA	HONDA	318.1	317.8	316.9	316.0	316.0	317.0	318.1
44 Poli ESPARGARO	SPA	KTM	316.8	316.5	316.3	316.2	309.9	315.1	316.8
29 Andrea IANNONE	ITA	SUZUKI	315.7	315.2	314.4	313.7	313.7	314.5	315.7
93 Marc MARQUEZ	SPA	HONDA	314.9	314.3	313.7	313.6		314.1	314.9
41 Aleix ESPARGARO	SPA	APRILIA	314.0	312.1	311.1	310.2	309.3	311.3	314.0
46 Valentino ROSSI	ITA	YAMAHA	312.9	312.4	312.3	312.1	310.3	312.0	312.9
5 Johann ZARCO	FRA	YAMAHA	312.7	312.3	311.3	311.3	310.0	311.3	312.7

These data/results cannot be reproduced, stored and/or transmitted in whole or in part by any manner of electronic, mechanical, photocopying, recording, broadcasting or otherwise now known or herein after developed without the previous express consent by the copyright owner, except for reproduction in daily press and regular printed publications on sale to the public within 60 days of the event related to those data/results and always provided that copyright symbol appears together as follows below.

© DORNA, 2017

Official MotoGP Timing by **TISSOT**
www.motogp.com



Cheste, Saturday, November 11, 2017

GRAN PREMIO MOTUL DE LA COMUNITAT VALENCIANA

Qualifying Nr. 2

Chronological Analysis of Performances

22

* Lap / Sector time cancelled

T1 Time from finish line to 1st intermedate

T3 Time from 2nd intermed. to 3rd intermed.

P Crossing the finish line in pit lane

T2 Time from 1st intermed. to 2nd intermed.

T4 Time from 3rd intermedate to finish line

Lap	Lap Time	T1	T2	T3	T4	Speed	Lap	Lap Time	T1	T2	T3	T4	Speed	
1st	93	Marc MARQUEZ Repsol Honda Team SPA Runs=3 Total laps=7 Full laps=4						2	1'30.460	20.414	24.287	21.471	24.288	317.2
							-1	unfinished	20.377	24.269	21.563		319.0	
	Run # 1	Front Tyre Slick-Hard	Rear Tyre Slick-Soft					Run # 2	Front Tyre Slick-Soft	Rear Tyre Slick-Soft				
1	2'26.395	22.221	25.996	22.244	24.918		3	1'33.050	21.626	25.021	22.085	24.318		
2	1'30.424	20.446	24.395	21.364	24.219	313.7	4	1'31.156	20.479	24.346	21.880	24.451	316.5	
3	1'29.897	20.182	24.186	21.304	24.225	314.9	5	1'30.967	20.543	24.254	21.742	24.428	315.7	
4	1'39.795 P	22.274	25.906	23.170	28.445	314.3								
	Run # 2	Front Tyre Slick-Hard	Rear Tyre Slick-Soft				5th	26	Dani PEDROSA Repsol Honda Team SPA Runs=2 Total laps=9 Full laps=6					
5	4'53.170	22.486	25.340	22.160	24.768			Run # 1	Front Tyre Slick-Hard	Rear Tyre Slick-Soft				
-1	unfinished	20.254				313.6	1	2'27.784	22.097	25.627	22.241	24.629		
	Run # 3	Front Tyre Slick-Medium	Rear Tyre Slick-Soft				2	1'31.084	20.578	24.490	21.740	24.276	317.8	
6	1'44.335	24.740	28.999	23.636	26.960		3	1'30.699	20.445	24.304	21.697	24.253	318.1	
							4	1'37.480 P	21.337	25.132	22.472	28.539	316.0	
	Run # 1	Front Tyre Slick-Soft	Rear Tyre Slick-Soft					Run # 2	Front Tyre Slick-Hard	Rear Tyre Slick-Soft				
1	2'03.756	25.399	26.671	22.934	24.749		5	3'08.038	22.461	25.133	22.168	24.613		
2	1'31.310	20.502	24.262	21.797	24.749	312.3	6	1'30.589	20.469	24.359	21.609	24.152	315.3	
3	1'30.547	20.351	24.266	21.581	24.349	312.7	7	1'30.734	20.538	24.272	21.617	24.307	316.0	
4	1'34.580 P	20.449	24.344	21.781	28.006	311.3	8	1'38.362	21.531	28.883	22.595	25.353	315.6	
	Run # 2	Front Tyre Slick-Soft	Rear Tyre Slick-Soft				9	1'33.848	20.605	25.219	22.713	25.311	316.9	
5	4'49.271	21.122	24.780	22.098	24.754									
6	1'30.719	20.422	24.219	21.680	24.398	310.0								
7	1'30.246	20.252	24.023	21.598	24.373	310.0								
8	1'34.787	22.702	25.024	21.941	25.120	311.3								
	Run # 1	Front Tyre Slick-Soft	Rear Tyre Slick-Soft				6th	51	Michele PIRRO Ducati Team ITA Runs=2 Total laps=7 Full laps=4					
1	2'00.186	22.303	27.015	23.123	25.535			Run # 1	Front Tyre Slick-Soft	Rear Tyre Slick-Soft				
2	1'34.999	20.870	26.406	22.740	24.983	313.7	1	2'42.935	21.025	25.117	21.977	24.496		
3	1'30.869	20.618	24.361	21.511	24.379	315.2	2	1'30.892	20.569	24.261	21.578	24.484	319.4	
4	1'31.252	20.616	24.311	21.708	24.617	313.7	3	1'31.446	20.605	24.343	21.759	24.739	317.9	
5	1'36.882 P	21.595	25.541	22.558	27.188	311.4	4	1'38.554 P	21.414	25.306	22.644	29.190	313.7	
	Run # 2	Front Tyre Slick-Hard	Rear Tyre Slick-Soft					Run # 2	Front Tyre Slick-Soft	Rear Tyre Slick-Soft				
6	3'32.602	23.334	30.331	25.578	25.869		5	4'53.979	20.487	24.844	21.885	24.337		
7	1'30.399	20.448	24.147	21.534	24.270	314.4	6	1'30.764	20.560	24.289	21.514	24.401	315.9	
8	1'37.200	23.925	25.325	22.579	25.371	315.7	7	1'30.906	20.520	24.208	21.645	24.533	316.9	
9	1'40.757	20.446	28.057	24.353	27.901	311.4								
	Run # 1	Front Tyre Slick-Medium	Rear Tyre Slick-Soft				7th	46	Valentino ROSSI Movistar Yamaha Mot ITA Runs=2 Total laps=9 Full laps=6					
1	2'42.630	22.037	25.202	21.910	24.416			Run # 1	Front Tyre Slick-Medium	Rear Tyre Slick-Soft				
							1	1'59.367	26.988	27.091	22.925	25.639		
							2	1'41.067	21.230	31.790	23.278	24.769	309.0	
							3	1'31.202	20.670	24.423	21.685	24.424	312.3	
							4	1'31.093	20.596	24.422	21.672	24.403	312.4	
							5	1'40.127 P	22.920	26.329	22.673	28.205	310.3	
								Run # 2	Front Tyre Slick-Medium	Rear Tyre Slick-Soft				
							6	3'25.716	21.427	28.406	22.710	25.259		
							7	1'30.932	20.578	24.295	21.440	24.619	312.1	
							8	1'30.848	20.457	24.258	21.597	24.536	312.9	

Fastest Lap: Marc MARQUEZ Repsol Honda Team SPA **1'29.897** 20.182 24.186 21.304 24.225

These data/results cannot be reproduced, stored and/or transmitted in whole or in part by any manner of electronic, mechanical, photocopying, recording, broadcasting or otherwise now known or herein after developed without the previous express consent by the copyright owner, except for reproduction in daily press and regular printed publications on sale to the public within 60 days of the event related to those data/results and always provided that copyright symbol appears together as follows below.
© DORNA, 2017



Qualifying Nr. 2

MotoGP

Lap	Lap Time	T1	T2	T3	T4	Speed	Lap	Lap Time	T1	T2	T3	T4	Speed
9	1'31.099	20.588	24.245	21.568	24.698	309.3	7	1'42.609	24.223	27.515	24.337	26.534	309.9

8th 41 **Alex ESPARGARO** Aprilia Racing Team SPA
Runs=2 Total laps=9 Full laps=5

Run #	1	Front Tyre	Slick-Hard	Rear Tyre	Slick-Soft
1	2'05.813		23.450	26.492	23.543 25.649
2	1'31.733		20.866	24.653	21.671 24.543 311.1
3	1'31.140		20.525	24.466	21.665 24.484 314.0
4	1'30.857		20.467	24.262	21.673 24.455 312.1
5	1'37.813	P	22.436	25.138	22.335 27.904 310.2
Run #	2	Front Tyre	Slick-Hard	Rear Tyre	Slick-Soft
6	2'47.251		20.976	25.408	22.104 24.842
7	1'31.018		20.423	24.421	21.677 24.497 308.9
8	1'34.142		20.561	25.433	23.240 24.908 309.3
-1	unfinished		20.479	24.324	21.666 309.0

12th 43 **Jack MILLER** EG 0,0 Marc VDS AUS
Runs=2 Total laps=7 Full laps=3

Run #	1	Front Tyre	Slick-Soft	Rear Tyre	Slick-Soft
1	2'04.334		23.999	26.615	23.130 24.928
2	1'31.680		20.694	24.438	21.734 24.814 321.2
3	1'37.425		22.579	25.349	24.471 25.026 317.6
4	1'31.190		20.648	24.402	21.652 24.488 314.3
5	1'36.345	P	21.256	25.537	22.361 27.191 312.7
Run #	2	Front Tyre	Slick-Soft	Rear Tyre	Slick-Soft
6	3'12.812		20.561	25.759	22.148 24.738
7	1'59.202	P	20.530	24.383	21.564 52.725 311.7

9th 4 **Andrea DOVIZIOSO** Ducati Team ITA
Runs=2 Total laps=9 Full laps=6

Run #	1	Front Tyre	Slick-Medium	Rear Tyre	Slick-Soft
1	2'00.701		28.332	27.229	22.620 25.050
2	1'33.237		20.734	25.378	22.366 24.759 320.6
3	1'31.291		20.496	24.531	21.712 24.552 319.6
4	1'31.262		20.478	24.467	21.685 24.632 318.7
5	1'40.031	P	23.383	25.863	22.655 28.130 317.5
Run #	2	Front Tyre	Slick-Medium	Rear Tyre	Slick-Soft
6	3'02.040		23.289	25.685	22.566 24.786
7	1'30.961		20.568	24.334	21.592 24.467 317.8
8	1'31.184		20.498	24.398	21.652 24.636 318.2
9	1'42.501		24.393	28.060	23.680 26.368 316.2

10th 42 **Alex RINS** Team SUZUKI ECST SPA
Runs=2 Total laps=9 Full laps=6

Run #	1	Front Tyre	Slick-Medium	Rear Tyre	Slick-Soft
1	2'04.253		26.022	27.387	23.043 24.700
2	1'30.972		20.561	24.377	21.568 24.466 317.2
3	1'31.329		20.730	24.602	21.609 24.388 318.8
4	1'31.006		20.480	24.408	21.669 24.449 315.9
5	1'38.178	P	21.704	25.212	22.908 28.354 315.2
Run #	2	Front Tyre	Slick-Medium	Rear Tyre	Slick-Soft
6	2'58.462		22.101	26.919	23.314 25.193
7	1'31.299		20.676	24.491	21.760 24.372 310.9
8	1'30.999		20.528	24.358	21.642 24.471 311.3
9	1'31.067		20.572	24.309	21.742 24.444 311.4

11th 44 **Poel ESPARGARO** Red Bull KTM Factory SPA
Runs=2 Total laps=7 Full laps=4

Run #	1	Front Tyre	Slick-Hard	Rear Tyre	Slick-Soft
1	2'01.760		27.929	29.133	23.093 25.214
2	1'39.820		20.587	27.377	26.530 25.326 316.2
3	1'31.044		20.453	24.414	21.692 24.485 316.5
4	1'41.507	P	22.220	26.697	23.860 28.730 316.3
Run #	2	Front Tyre	Slick-Medium	Rear Tyre	Slick-Soft
5	6'06.410		22.099	27.646	23.648 26.418
6	1'31.403		20.578	24.453	21.794 24.578 316.8

Fastest Lap: Marc MARQUEZ Repsol Honda Team SPA 1'29.897 20.182 24.186 21.304 24.225

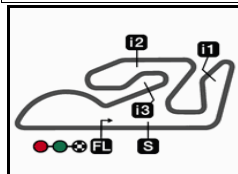
These data/results cannot be reproduced, stored and/or transmitted in whole or in part by any manner of electronic, mechanical, photocopying, recording, broadcasting or otherwise now known or herein after developed without the previous express consent by the copyright owner, except for reproduction in daily press and regular printed publications on sale to the public within 60 days of the event related to those data/results and always provided that copyright symbol appears together as follows below.
© DORNA, 2017

Official MotoGP Timing by **TISSOT**
www.motogp.com

Cheste, Saturday, November 11, 2017

Page 2 of 2





GRAN PREMIO MOTUL DE LA COMUNITAT VALENCIANA

Provisional Starting Grid

4005 m.

Race : 30 laps = 120.15 km

23

1

3
1'30.399
29 Andrea IANNONE
Suzuki

2
1'30.246
5 Johann ZARCO
Yamaha

1
1'29.897
93 Marc MARQUEZ
Honda

2

6
1'30.764
51 Michele PIRRO
Ducati

5
1'30.589
26 Dani PEDROSA
Honda

4
1'30.460
99 Jorge LORENZO
Ducati

3

9
1'30.961
4 Andrea DOVIZIOSO
Ducati

8
1'30.857
41 Aleix ESPARGARO
Aprilia

7
1'30.848
46 Valentino ROSSI
Yamaha

4

12
1'31.190
43 Jack MILLER
Honda

11
1'31.044
44 Pol ESPARGARO
KTM

10
1'30.972
42 Alex RINS
Suzuki

5

15
1'31.216
9 Danilo PETRUCCI
Ducati

14
1'31.197
53 Tito RABAT
Honda

13
1'31.030
25 Maverick VIÑALES
Yamaha

6

18
1'31.325
17 Karel ABRAHAM
Ducati

17
1'31.300
38 Bradley SMITH
KTM

16
1'31.297
35 Cal CRUTCHLOW
Honda

7

21
1'31.578
19 Alvaro BAUTISTA
Ducati

20
1'31.487
8 Hector BARBERA
Ducati

19
1'31.361
36 Mika KALLIO
KTM

8

24
1'31.816
22 Sam LOWES
Aprilia

23
1'31.775
76 Loris BAZ
Ducati

22
1'31.625
45 Scott REDDING
Ducati

The results are provisional until the end of the limit for protest and appeals and until the ratification of the Event Management Committee.

Time limit for protest expires 60' at the latest after publication of the results - Mr. Time:

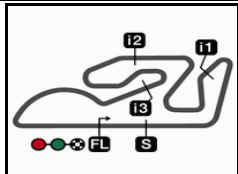
These data/results cannot be reproduced, stored and/or transmitted in whole or in part by any manner of electronic, mechanical, photocopying, recording, broadcasting or otherwise now known or herein after developed without the previous express consent by the copyright owner, except for reproduction in daily press and regular printed publications on sale to the public within 60 days of the event related to those data/results and always provided that copyright symbol appears together as follows below.

© DORNA, 2017

Official MotoGP Timing by TISSOT
www.motogp.com



Cheste, Saturday, November 11, 2017



GRAN PREMIO MOTUL DE LA COMUNITAT VALENCIANA
Provisional Starting Grid

4005 m.

Race : 30 laps = 120.15 km

23

9

25

1'32.504

60 Michael VAN DER MARK

Yamaha

The results are provisional until the end of the limit for protest and appeals and until the ratification of the Event Management Committee.

Time limit for protest expires 60' at the latest after publication of the results - Mr. Time:

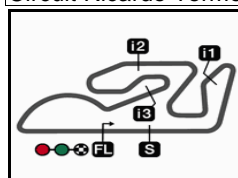
These data/results cannot be reproduced, stored and/or transmitted in whole or in part by any manner of electronic, mechanical, photocopying, recording, broadcasting or otherwise now known or herein after developed without the previous express consent by the copyright owner, except for reproduction in daily press and regular printed publications on sale to the public within 60 days of the event related to those data/results and always provided that copyright symbol appears together as follows below.

© DORNA, 2017

Official MotoGP Timing by **TISSOT**
www.motogp.com

Cheste, Saturday, November 11, 2017





4005 m.

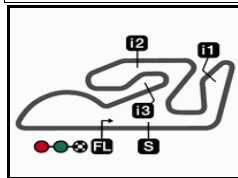
Rider	Nation	Points	QAT	ARG	AME	SPA	FRA	ITA	CAT	NED	GER	CZE	AUT	GBR	RSM	ARA	JPN	AUS	MAL	VAL
1 MARQUEZ Marc	SPA	343	16	25	25	20	11	11	13	20	25	25	25	25	16	11	16	25	9	25
2 VIÑALES Maverick	SPA	257	25	10	20	13	25	25	7	5	5	9	13	13	25	25	2	20	11	4
3 PEDROSA Dani	SPA	221	9	11	13	25	3	13	25	4	16	16	8	9	9	10	10	4	25	11
4 ZARCO Johann	FRA	205	13	2	11	10	16	6	2	25	-	6	10	8	10	5	25	16	20	20
5 ROSSI Valentino	ITA	204	6	9	16	9	20	20	3	13	7	20	9	20	-	16	4	9	13	10
6 DOVIZIOSO Andrea	ITA	181	11	3	9	2	10	16	9	7	6	13	20	10	20	9	7	5	16	8
7 LORENZO Jorge	SPA	164	4	-	10	8	-	10	20	-	10	10	16	11	11	20	11	-	10	13
8 CRUTCHLOW Cal	GBR	158	7	16	7	16	13	4	-	8	13	11	7	16	13	13	1	6	6	1
9 PETRUCCI Danilo	ITA	137	5	13	3	3	-	8	16	16	20	8	11	-	8	1	20	-	3	2
10 IANNONE Andrea	ITA	99	20	4	5	11	-	1	4	-	-	-	6	1	-	6	5	13	7	16
11 ESPARGARO Aleix	SPA	95	1	8	-	4	-	5	11	1	8	5	-	7	7	8	13	8	-	9
12 FOLGER Jonas	GER	72	8	5	8	7	1	2	8	10	11	2	3	6	1	-	-	-	-	-
13 BAUTISTA Alvaro	SPA	62	3	6	-	-	2	9	6	9	4	7	-	2	6	7	-	-	1	-
14 REDDING Scott	GBR	54	10	1	6	5	9	-	5	11	-	-	1	4	-	-	-	2	-	-
15 ESPARGARO Pol	SPA	54	-	-	-	1	8	-	-	-	9	-	-	5	-	3	8	10	4	6
16 MILLER Jack	AUS	51	-	-	4	6	5	-	1	3	3	1	-	-	3	4	-	11	5	5
17 ABRAHAM Karel	CZE	40	-	20	-	-	7	-	-	-	-	-	5	-	5	2	-	1	-	-
18 BAZ Loris	FRA	32	2	7	2	-	4	-	-	2	2	4	4	-	2	-	3	-	-	-
19 RINS Alex	SPA	30	-	-	-	-	-	-	-	-	-	3	-	3	-	-	6	3	8	7
20 SMITH Bradley	GBR	23	-	-	-	-	6	-	-	-	1	-	-	-	-	-	9	7	-	-
21 BARBERA Hector	SPA	20	-	-	1	-	-	3	10	-	-	-	2	-	4	-	-	-	-	-
22 RABAT Tito	SPA	12	-	-	-	-	-	7	-	-	-	-	-	-	-	-	-	2	-	3
23 LOWES Sam	GBR	6	-	-	-	-	-	-	-	6	-	-	-	-	-	-	-	-	-	-

These data/results cannot be reproduced, stored and/or transmitted in whole or in part by any manner of electronic, mechanical, photocopying, recording, broadcasting or otherwise now known or herein after developed without the previous express consent by the copyright owner, except for reproduction in daily press and regular printed publications on sale to the public within 60 days of the event related to those data/results and always provided that copyright symbol appears together as follows below.
© DORNA, 2017

Official MotoGP Timing by **TISSOT**
www.motogp.com



Cheste, Saturday, November 11, 2017



4005 m.

GRAN PREMIO MOTUL DE LA COMUNITAT VALENCIANA

After the Qualifying Nr. 2

Event Best Maximum Speed



Rider	Nation Team	Motorcycle	Km/h	
8 Hector BARBERA	SPA Reale Avintia Racing	DUCATI	324.4	Qualifying Nr. 1
19 Alvaro BAUTISTA	SPA Pull&Bear Aspar Team	DUCATI	322.1	Free Practice Nr. 3
9 Danilo PETRUCCI	ITA OCTO Pramac Racing	DUCATI	322.1	Free Practice Nr. 4
44 Pol ESPARGARO	SPA Red Bull KTM Factory Racing	KTM	321.7	Qualifying Nr. 1
42 Alex RINS	SPA Team SUZUKI ECSTAR	SUZUKI	321.5	Free Practice Nr. 1
45 Scott REDDING	GBR OCTO Pramac Racing	DUCATI	321.5	Free Practice Nr. 3
43 Jack MILLER	AUS EG 0,0 Marc VDS	HONDA	321.4	Free Practice Nr. 4
4 Andrea DOVIZIOSO	ITA Ducati Team	DUCATI	321.1	Free Practice Nr. 1
41 Aleix ESPARGARO	SPA Aprilia Racing Team Gresini	APRILIA	320.5	Free Practice Nr. 3
51 Michele PIRRO	ITA Ducati Team	DUCATI	320.5	Free Practice Nr. 3
26 Dani PEDROSA	SPA Repsol Honda Team	HONDA	320.3	Free Practice Nr. 3
29 Andrea IANNONE	ITA Team SUZUKI ECSTAR	SUZUKI	320.2	Free Practice Nr. 4
17 Karel ABRAHAM	CZE Pull&Bear Aspar Team	DUCATI	319.9	Qualifying Nr. 1
99 Jorge LORENZO	SPA Ducati Team	DUCATI	319.0	Qualifying Nr. 2
25 Maverick VIÑALES	SPA Movistar Yamaha MotoGP	YAMAHA	318.2	Free Practice Nr. 4
93 Marc MARQUEZ	SPA Repsol Honda Team	HONDA	318.1	Free Practice Nr. 3
36 Mika KALLIO	FIN Red Bull KTM Factory Racing	KTM	318.1	Free Practice Nr. 3
38 Bradley SMITH	GBR Red Bull KTM Factory Racing	KTM	317.1	Free Practice Nr. 4
35 Cal CRUTCHLOW	GBR LCR Honda	HONDA	316.9	Free Practice Nr. 3
53 Tito RABAT	SPA EG 0,0 Marc VDS	HONDA	316.8	Free Practice Nr. 3
46 Valentino ROSSI	ITA Movistar Yamaha MotoGP	YAMAHA	315.4	Free Practice Nr. 3
5 Johann ZARCO	FRA Monster Yamaha Tech 3	YAMAHA	315.4	Free Practice Nr. 3
60 Michael VAN DER MARK	NED Monster Yamaha Tech 3	YAMAHA	315.4	Free Practice Nr. 4
76 Loris BAZ	FRA Reale Avintia Racing	DUCATI	315.2	Qualifying Nr. 1
22 Sam LOWES	GBR Aprilia Racing Team Gresini	APRILIA	312.9	Qualifying Nr. 1

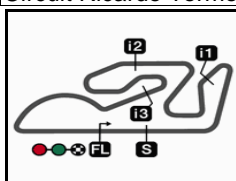
These data/results cannot be reproduced, stored and/or transmitted in whole or in part by any manner of electronic, mechanical, photocopying, recording, broadcasting or otherwise now known or herein after developed without the previous express consent by the copyright owner, except for reproduction in daily press and regular printed publications on sale to the public within 60 days of the event related to those data/results and always provided that copyright symbol appears together as follows below.

© DORNA, 2017

Official MotoGP Timing by TISSOT
www.motogp.com

Cheste, Saturday, November 11, 2017





4005 m.

GRAN PREMIO MOTUL DE LA COMUNITAT VALENCIANA

Qualifying Nr. 2

Best Partial Times

IT Ideal Lap Time, sum of the best partial times*BT* Best Lap Time

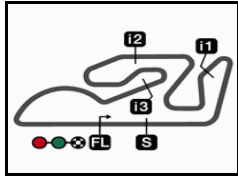
<i>T1</i>		<i>T2</i>		<i>T3</i>		<i>T4</i>				<i>IT</i>	<i>BT</i>	
<i>Pos</i>	<i>Rider</i>	<i>Time</i>	<i>Rider</i>	<i>Time</i>	<i>Rider</i>	<i>Time</i>	<i>Rider</i>	<i>Time</i>	<i>Pos</i>	<i>Rider</i>		
1	M.MARQUEZ	20.182	J.ZARCO	24.023	M.MARQUEZ	21.304	D.PEDROSA	24.152	1	M.MARQUEZ	1'29.891	1'29.897 (1)
2	J.ZARCO	20.252	A.IANNONE	24.147	V.ROSSI	21.440	M.MARQUEZ	24.219	2	J.ZARCO	1'30.205	1'30.246 (2)
3	J.LORENZO	20.377	M.MARQUEZ	24.186	J.LORENZO	21.471	A.IANNONE	24.270	3	A.IANNONE	1'30.374	1'30.399 (3)
4	A.ESPARGARO	20.423	M.PIRRO	24.208	A.IANNONE	21.511	J.LORENZO	24.288	4	J.LORENZO	1'30.390	1'30.460 (4)
5	D.PEDROSA	20.445	V.ROSSI	24.245	M.PIRRO	21.514	M.PIRRO	24.337	5	D.PEDROSA	1'30.478	1'30.589 (5)
6	A.IANNONE	20.446	J.LORENZO	24.254	J.MILLER	21.564	J.ZARCO	24.349	6	V.ROSSI	1'30.545	1'30.848 (7)
7	P.ESPARGARO	20.453	A.ESPARGARO	24.262	A.RINS	21.568	A.RINS	24.372	7	M.PIRRO	1'30.579	1'30.764 (6)
8	V.ROSSI	20.457	D.PEDROSA	24.272	J.ZARCO	21.581	V.ROSSI	24.403	8	A.RINS	1'30.729	1'30.972 (10)
9	A.DOVIZIOSO	20.478	A.RINS	24.309	A.DOVIZIOSO	21.592	A.ESPARGARO	24.455	9	A.ESPARGAR	1'30.805	1'30.857 (8)
10	A.RINS	20.480	A.DOVIZIOSO	24.334	D.PEDROSA	21.609	A.DOVIZIOSO	24.467	10	A.DOVIZIOSO	1'30.871	1'30.961 (9)
11	M.PIRRO	20.520	J.MILLER	24.383	A.ESPARGARO	21.665	P.ESPARGARO	24.485	11	J.MILLER	1'30.965	1'31.190 (12)
12	J.MILLER	20.530	P.ESPARGARO	24.414	P.ESPARGARO	21.692	J.MILLER	24.488	12	P.ESPARGAR	1'31.044	1'31.044 (11)

These data/results cannot be reproduced, stored and/or transmitted in whole or in part by any manner of electronic, mechanical, photocopying, recording, broadcasting or otherwise now known or herein after developed without the previous express consent by the copyright owner, except for reproduction in daily press and regular printed publications on sale to the public within 60 days of the event related to those data/results and always provided that copyright symbol appears together as follows below.

© DORNA, 2017

Official MotoGP Timing by TISSOT
www.motogp.com






4005 m.

GRAN PREMIO MOTUL DE LA COMUNITAT VALENCIANA

Qualifying Nr. 2

Fastest Laps Sequence

<i>Practice Time</i>	 <i>Rider</i>	<i>Nation</i>	<i>Motorcycle</i>	<i>Time</i>	<i>Km/h</i>	<i>Rider's Lap</i>
3'33.938	4 Andrea DOVIZIOSO	ITA	DUCATI	1'33.237	154.6	2
3'35.066	5 Johann ZARCO	FRA	YAMAHA	1'31.310	157.9	2
3'35.225	42 Alex RINS	SPA	SUZUKI	1'30.972	158.4	2
3'56.819	93 Marc MARQUEZ	SPA	HONDA	1'30.424	159.4	2
5'26.716	93 Marc MARQUEZ	SPA	HONDA	1'29.897	160.3	3

These data/results cannot be reproduced, stored and/or transmitted in whole or in part by any manner of electronic, mechanical, photocopying, recording, broadcasting or otherwise now known or herein after developed without the previous express consent by the copyright owner, except for reproduction in daily press and regular printed publications on sale to the public within 60 days of the event related to those data/results and always provided that copyright symbol appears together as follows below.

© DORNA, 2017

Official MotoGP Timing by TISSOT
www.motogp.com

Cheste, Saturday, November 11, 2017

