


4005 m.

## GRAN PREMIO MOTUL DE LA COMUNITAT VALENCIANA

## Race

Classification after 30 laps = 120.15 km

29

Pos		Rider	Nation	Team	Motorcycle	Total Time	Km/h	Gap
1	25	26 Dani PEDROSA	SPA	Repsol Honda Team	HONDA	46'08.125	156.2	
2	20	5 Johann ZARCO	FRA	Monster Yamaha Tech 3	YAMAHA	46'08.462	156.2	0.337
3	16	93 Marc MARQUEZ	SPA	Repsol Honda Team	HONDA	46'18.986	155.6	10.861
4	13	42 Alex RINS	SPA	Team SUZUKI ECSTAR	SUZUKI	46'21.692	155.4	13.567
5	11	46 Valentino ROSSI	ITA	Movistar Yamaha MotoGP	YAMAHA	46'21.942	155.4	13.817
6	10	29 Andrea IANNONE	ITA	Team SUZUKI ECSTAR	SUZUKI	46'22.641	155.4	14.516
7	9	43 Jack MILLER	AUS	EG 0,0 Marc VDS	HONDA	46'25.212	155.2	17.087
8	8	35 Cal CRUTCHLOW	GBR	LCR Honda	HONDA	46'25.355	155.2	17.230
9	7	51 Michele PIRRO	ITA	Ducati Team	DUCATI	46'34.067	154.8	25.942
10	6	53 Tito RABAT	SPA	EG 0,0 Marc VDS	HONDA	46'35.145	154.7	27.020
11	5	38 Bradley SMITH	GBR	Red Bull KTM Factory Racing	KTM	46'38.960	154.5	30.835
12	4	25 Maverick VIÑALES	SPA	Movistar Yamaha MotoGP	YAMAHA	46'43.137	154.3	35.012
13	3	9 Danilo PETRUCCI	ITA	OCTO Pramac Racing	DUCATI	46'46.201	154.1	38.076
14	2	17 Karel ABRAHAM	CZE	Pull&Bear Aspar Team	DUCATI	46'50.113	153.9	41.988
15	1	8 Hector BARBERA	SPA	Reale Avintia Racing	DUCATI	46'55.828	153.6	47.703
16		76 Loris BAZ	FRA	Reale Avintia Racing	DUCATI	46'55.834	153.6	47.709
17		60 Michael VAN DER MARK	NED	Monster Yamaha Tech 3	YAMAHA	47'00.259	153.3	52.134
<b>Not Classified</b>								
		44 Pol ESPARGARO	SPA	Red Bull KTM Factory Racing	KTM	39'06.114	153.6	5 laps
		4 Andrea DOVIZIOSO	ITA	Ducati Team	DUCATI	39'55.165	150.4	5 laps
		99 Jorge LORENZO	SPA	Ducati Team	DUCATI	36'55.021	156.2	6 laps
		22 Sam LOWES	GBR	Aprilia Racing Team Gresini	APRILIA	34'54.863	151.4	8 laps
		19 Alvaro BAUTISTA	SPA	Pull&Bear Aspar Team	DUCATI	22'28.282	149.7	16 laps
		45 Scott REDDING	GBR	OCTO Pramac Racing	DUCATI	6'19.954	151.7	26 laps
		41 Aleix ESPARGARO	SPA	Aprilia Racing Team Gresini	APRILIA	4'44.941	151.7	27 laps
		36 Mika KALLIO	FIN	Red Bull KTM Factory Racing	KTM	3'14.772	148.0	28 laps

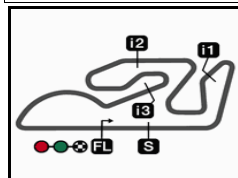
The results are provisional until the end of the limit for protest and appeals.

Time limit for protest expires 30' after publication of the results - ..... Time: .....

These data/results cannot be reproduced, stored and/or transmitted in whole or in part by any manner of electronic, mechanical, photocopying, recording, broadcasting or otherwise now known or herein after developed without the previous express consent by the copyright owner, except for reproduction in daily press and regular printed publications on sale to the public within 60 days of the event related to those data/results and always provided that copyright symbol appears together as follows below.

© DORNA, 2017






4005 m.

## GRAN PREMIO MOTUL DE LA COMUNITAT VALENCIANA

## Race

Classification after 30 laps = 120.15 km

29

Pos	 Rider	Nation	Team	Motorcycle	Total Time	Km/h	Gap
-----	-----------------------------------------------------------------------------------------	--------	------	------------	------------	------	-----

**Race condition: Dry**

Air: 25°

Humidity: 22%

Ground: 26°

**Pole Position:****Fastest Lap:****Circuit Record Lap:****Circuit Best Lap:**

	<b>Marc MARQUEZ</b>	<b>1'29.897</b>	160.3 Km/h
Lap 4	<b>Johann ZARCO</b>	<b>1'31.576</b>	157.4 Km/h
2016	<b>Jorge LORENZO</b>	<b>1'31.171</b>	158.1 Km/h
2016	<b>Jorge LORENZO</b>	<b>1'29.401</b>	161.2 Km/h

**13:40'00****13:58'00****14:00'49**

14:01'15 Pol ESPARGARO

14:01'49 Alvaro BAUTISTA

14:02'15 Alvaro BAUTISTA

**14:02'27** -

14:04'33 Mika KALLIO

14:05'57 Aleix ESPARGARO

14:07'34 Scott REDDING

14:23'31 Alvaro BAUTISTA

14:36'47 Sam LOWES

14:38'23 Jorge LORENZO

14:38'51 Andrea DOVIZIOSO

14:39'44 Andrea DOVIZIOSO

14:40'25 Pol ESPARGARO

14:40'46 Andrea DOVIZIOSO

**SIGHTING LAP START****WARM UP LAP START****RACE START**

starting from pit lane

crashed out - Rider OK

re-joined race

**No jump start**

crashed out - Rider OK

crashed out - Rider OK

crashed out - Rider OK

crashed out - Rider OK

crashed out - Rider OK

crashed out - Rider OK

crashed out - Rider OK

re-joined race

crashed out - Rider OK

entered pits and retired

The results are provisional until the end of the limit for protest and appeals.

Time limit for protest expires 30' after publication of the results - ..... Time: .....

These data/results cannot be reproduced, stored and/or transmitted in whole or in part by any manner of electronic, mechanical, photocopying, recording, broadcasting or otherwise now known or herein after developed without the previous express consent by the copyright owner, except for reproduction in daily press and regular printed publications on sale to the public within 60 days of the event related to those data/results and always provided that copyright symbol appears together as follows below.

© DORNA, 2017

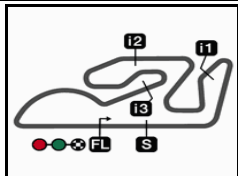
Official MotoGP Timing by TISSOT

www.motogp.com

Cheste, Sunday, November 12, 2017

Page 2 of 2





4005 m.

## GRAN PREMIO MOTUL DE LA COMUNITAT VALENCIANA

MotoGP™

30

## World Championship Classification

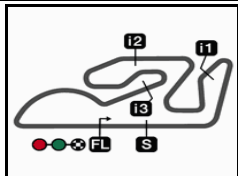
Rider	Nation	Points	Leader	Previous	QAT	ARG	AME	SPA	FRA	ITA	CAT	NED	GER	CZE	AUT	GBR	RSM	ARA	JPN	AUS	MAL	VAL
1 MARQUEZ Marc	SPA	298			13	-	25	20	-	10	20	16	25	25	20	-	25	25	20	25	13	16
2 DOVIZIOSO Andrea	ITA	261	37	37	20	-	10	11	13	25	25	11	8	10	25	25	16	9	25	3	25	-
3 VIÑALES Maverick	SPA	230	68	31	25	25	-	10	25	20	6	-	13	16	10	20	13	13	7	16	7	4
4 PEDROSA Dani	SPA	210	88	20	11	-	16	25	16	-	16	3	16	20	16	9	2	20	-	4	11	25
5 ROSSI Valentino	ITA	208	90	2	16	20	20	6	-	13	8	25	11	13	9	16	-	11	-	20	9	11
6 ZARCO Johann	FRA	174	124	34	-	11	11	13	20	9	11	2	7	4	11	10	1	7	8	13	16	20
7 LORENZO Jorge	SPA	137	161	37	5	-	7	16	10	8	13	1	5	1	13	11	-	16	10	1	20	-
8 PETRUCCI Danilo	ITA	124	174	13	-	9	8	9	-	16	-	20	4	9	-	-	20	0	16	0	10	3
9 CRUTCHLOW Cal	GBR	112	186	12	-	16	13	-	11	-	5	13	6	11	1	13	3	-	-	11	1	8
10 FOLGER Jonas	GER	84	214	28	6	10	5	8	9	3	10	-	20	6	-	-	7	0	-	-	-	-
11 MILLER Jack	AUS	82	216	2	8	7	6	-	8	1	-	10	1	2	-	0	10	3	-	9	8	9
12 BAUTISTA Alvaro	SPA	75	223	7	-	13	1	-	-	11	9	-	10	-	8	6	4	8	-	0	5	-
13 IANNONE Andrea	ITA	70	228	5	-	0	9	-	6	6	0	7	-	0	5	-	-	4	13	10	0	10
14 REDDING Scott	GBR	64	234	6	9	8	4	5	-	4	3	-	0	0	4	8	9	2	0	5	3	-
15 ESPARGARO Aleix	SPA	62	236	2	10	-	0	7	-	-	-	6	9	8	3	-	-	10	9	-	-	-
16 RINS Alex	SPA	59	239	3	7	-	-	-	-	-	-	0	0	5	0	7	8	0	11	8	-	13
17 ESPARGARO Pol	SPA	55	243	4	0	2	-	-	4	-	0	5	3	7	-	5	5	6	5	7	6	-
18 BAZ Loris	FRA	45	253	10	4	5	-	3	7	0	4	8	0	-	7	1	0	0	6	0	-	0
19 RABAT Tito	SPA	35	263	10	1	4	3	-	5	5	1	4	0	0	0	4	-	1	1	0	0	6
20 ABRAHAM Karel	CZE	32	266	3	2	6	-	1	-	0	2	9	0	3	2	3	0	-	-	2	-	2
21 SMITH Bradley	GBR	29	269	3	0	1	0	2	3	0	-	-	2	-	0	0	6	0	0	6	4	5
22 BARBERA Hector	SPA	28	270	1	3	3	2	4	-	2	7	0	-	0	0	2	-	0	2	0	2	1
23 PIRRO Michele	ITA	25	273	3	-	-	-	-	-	7	-	-	-	-	-	-	11	-	-	-	-	7
24 KALLIO Mika	FIN	11	287	14	-	-	-	-	-	-	-	-	0	-	6	-	-	5	-	-	-	-
25 LOWES Sam	GBR	5	293	6	0	-	-	0	2	0	0	-	-	0	0	-	-	0	3	0	-	-
26 NAKASUGA Katsuyuki	JPN	4	294	1	-	-	-	-	-	-	-	-	-	-	-	-	-	-	4	-	-	-
27 GUINTOLI Sylvain	FRA	1	297	3	-	-	-	-	1	0	0	-	-	-	-	-	-	-	-	-	-	-
28 VAN DER MARK Michae	NED	0	298	1	-	-	-	-	-	-	-	-	-	-	-	-	-	-	-	-	0	0

These data/results cannot be reproduced, stored and/or transmitted in whole or in part by any manner of electronic, mechanical, photocopying, recording, broadcasting or otherwise now known or herein after developed without the previous express consent by the copyright owner, except for reproduction in daily press and regular printed publications on sale to the public within 60 days of the event related to those data/results and always provided that copyright symbol appears together as follows below.

© DORNA, 2017

Official MotoGP Timing by TISSOT  
www.motogp.com





4005 m.

## GRAN PREMIO MOTUL DE LA COMUNITAT VALENCIANA

MotoGP™

30

## World Championship Classification

29	TSUDA Takuya	JPN	0	298	0	-	-	-	-	0	-	-	-	-	-	-	-	-	-	-	-	-	-
30	AOYAMA Hiroshi	JPN	0	298	0	-	-	-	-	-	-	-	-	-	-	-	-	-	0	-	-	-	-
31	PARKES Broc	AUS	0	298	0	-	-	-	-	-	-	-	-	-	-	-	-	-	-	0	-	-	-

Constructor	Points	Leader Previous	QAT	ARG	AME	SPA	FRA	ITA	CAT	NED	GER	CZE	AUT	GBR	RSM	ARA	JPN	AUS	MAL	VAL	
1 HONDA	357		13	16	25	25	16	10	20	16	25	25	20	13	25	25	20	25	13	25	
2 YAMAHA	321	36	36	25	25	20	13	25	20	11	25	20	16	11	20	13	13	8	20	16	20
3 DUCATI	310	47	11	20	13	10	16	13	25	25	20	10	10	25	25	20	16	25	5	25	7
4 SUZUKI	100	257	210	7	-	9	-	6	6	-	7	-	5	5	7	8	4	13	10	-	13
5 KTM	69	288	31	-	2	-	2	4	-	-	5	3	7	6	5	6	6	5	7	6	5
6 APRILIA	64	293	5	10	-	-	7	2	-	-	6	9	8	3	-	-	10	9	-	-	-

Team	Points	Leader Previous	QAT	ARG	AME	SPA	FRA	ITA	CAT	NED	GER	CZE	AUT	GBR	RSM	ARA	JPN	AUS	MAL	VAL	
1 REPSOL HONDA TEAM	508		24	-	41	45	16	10	36	19	41	45	36	9	27	45	20	29	24	41	
2 MOVISTAR YAMAHA MOTOGP	438	70	70	41	45	20	16	25	33	14	25	24	29	19	36	13	24	7	36	16	15
3 DUCATI TEAM	398	110	40	25	-	17	27	23	33	38	12	13	11	38	36	16	25	35	4	45	-
4 MONSTER YAMAHA TECH 3	258	250	140	6	21	16	21	29	12	21	2	27	10	11	10	8	7	8	13	16	20
5 OCTO PRAMAC RACING	188	320	70	9	17	12	14	-	20	3	20	4	9	4	8	29	2	16	5	13	3
6 TEAM SUZUKI ECSTAR	130	378	58	7	-	9	-	7	6	-	7	-	5	5	7	8	4	24	18	-	23
7 EG 0,0 MARC VDS	117	391	13	9	11	9	-	13	6	1	14	1	2	-	4	10	4	1	9	8	15
8 LCR HONDA	112	396	5	-	16	13	-	11	-	5	13	6	11	1	13	3	-	-	11	1	8
9 PULL&BEAR ASPAR TEAM	107	401	5	2	19	1	1	-	11	11	9	10	3	10	9	4	8	-	2	5	2
10 RED BULL KTM FACTORY RA	84	424	23	-	3	-	2	7	-	-	5	5	7	-	5	11	6	5	13	10	5
11 REALE AVINTIA RACING	73	435	11	7	8	2	7	7	2	11	8	-	-	7	3	-	-	8	-	2	1
12 APRILIA RACING TEAM GRESI	67	441	6	10	-	-	7	2	-	-	6	9	8	3	-	-	10	12	-	-	-

These data/results cannot be reproduced, stored and/or transmitted in whole or in part by any manner of electronic, mechanical, photocopying, recording, broadcasting or otherwise now known or herein after developed without the previous express consent by the copyright owner, except for reproduction in daily press and regular printed publications on sale to the public within 60 days of the event related to those data/results and always provided that copyright symbol appears together as follows below.

© DORNA, 2017

Official MotoGP Timing by TISSOT  
www.motogp.com

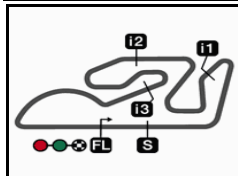


## GRAN PREMIO MOTUL DE LA COMUNITAT VALENCIANA

Race

Lap Chart

31



4005 m.

Pos	1	2	3	4	5	6	7	8	9	10	11	12	13	14	15	16	17	18	19	20	21	22	23	24	25
Grid	93	5	29	99	26	51	46	41	4	42	44	43	25	53	9	35	38	17	36	8	19	45	76	22	60

	1	93	26	5	29	99	4	46	43	51	41	38	25	42	35	9	36	45	53	60	17	76	8	22	44	19
	2	93	5	26	99	4	29	43	46	51	38	41	42	35	25	9	45	53	36	60	17	76	8	22	44	19
	3	93	5	26	99	4	29	43	46	51	41	38	42	35	9	45	25	53	60	17	76	8	22	44	19	
	4	5	93	26	99	4	29	43	46	51	38	42	35	9	45	25	53	60	17	76	8	22	44	19		
	5	5	93	26	99	4	29	43	46	51	38	42	35	9	25	53	60	76	17	8	22	44	19			
	6	5	93	26	99	4	29	43	46	51	42	38	35	9	25	53	60	76	17	8	22	44	19			
	7	5	93	26	99	4	29	46	43	51	42	38	35	9	25	53	60	76	17	8	22	44	19			
	8	5	93	26	99	4	29	46	43	51	42	38	35	9	25	53	60	76	17	8	22	44	19			
	9	5	93	26	99	4	29	46	43	51	42	38	35	9	25	53	60	76	17	8	22	44	19			
	10	5	93	26	99	4	29	46	43	51	42	38	35	9	25	53	60	17	76	8	44	22	19			
L	11	5	93	26	99	4	46	29	43	51	42	38	35	9	25	53	60	17	76	8	44	22	19			
a	12	5	93	26	99	4	46	29	43	42	51	38	35	9	25	53	17	60	76	8	44	22	19			
P	13	5	93	26	99	4	46	29	43	42	51	38	35	9	25	53	17	60	76	8	44	22	19			
S	14	5	93	26	99	4	46	43	29	42	51	38	35	9	25	53	17	60	76	8	44	22	19			
	15	5	93	26	99	4	46	43	42	29	51	35	38	25	9	53	17	60	76	8	44	22				
	16	5	93	26	99	4	46	43	42	29	51	35	38	25	9	53	17	60	76	8	44	22				
	17	5	93	26	99	4	46	43	42	29	51	35	38	25	53	9	17	60	76	8	44	22				
	18	5	93	26	99	4	46	43	42	29	51	35	38	25	53	9	17	60	76	8	44	22				
	19	5	93	26	99	4	46	43	42	29	51	35	38	25	53	9	17	60	76	8	44	22				
	20	5	93	26	99	4	46	43	42	29	51	35	38	25	53	9	17	76	60	8	44	22				
	21	5	93	26	99	4	46	42	43	29	51	35	38	25	53	9	17	76	60	8	44	22				
	22	5	93	26	99	4	46	42	29	43	35	51	38	25	53	9	17	76	60	44	8	22				
	23	93	5	26	99	4	46	42	29	43	35	51	38	25	53	9	17	44	76	60	8					
	24	5	26	99	4	93	42	46	29	43	35	51	25	38	53	9	17	44	76	60	8					
	25	5	26	93	42	46	29	43	35	51	25	38	53	9	17	44	76	60	8	4						
	26	5	26	93	42	46	29	43	35	51	25	53	38	9	17	76	8	60								
	27	5	26	93	42	46	29	43	35	51	25	53	38	9	17	76	8	60								
	28	5	26	93	42	46	29	43	35	51	53	25	38	9	17	76	8	60								
	29	5	26	93	42	46	29	43	35	51	53	38	25	9	17	76	8	60								
	30	26	5	93	42	46	29	43	35	51	53	38	25	9	17	8	76	60								

○ Winner

□ Lapped rider

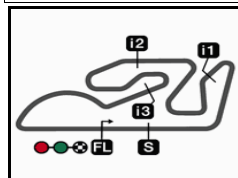
These data/results cannot be reproduced, stored and/or transmitted in whole or in part by any manner of electronic, mechanical, photocopying, recording, broadcasting or otherwise now known or herein after developed without the previous express consent by the copyright owner, except for reproduction in daily press and regular printed publications on sale to the public within 60 days of the event related to those data/results and always provided that copyright symbol appears together as follows below.

© DORNA, 2017

Official MotoGP Timing by TISSOT  
www.motogp.com

Chestre, Sunday, November 12, 2017






4005 m.

## GRAN PREMIO MOTUL DE LA COMUNITAT VALENCIANA

## Race

## Fastest Lap of Each Rider

32

	Rider	Nation	Team	Motorcycle	Time	Lap Total	Gap
1	5 Johann ZARCO	FRA	Monster Yamaha Tech 3	YAMAHA	<b>1'31.576</b>	4 30	
2	93 Marc MARQUEZ	SPA	Repsol Honda Team	HONDA	<b>1'31.627</b>	5 30	0.051 0.051
3	4 Andrea DOVIZIOSO	ITA	Ducati Team	DUCATI	<b>1'31.777</b>	3 25	0.201 0.150
4	99 Jorge LORENZO	SPA	Ducati Team	DUCATI	<b>1'31.810</b>	8 24	0.234 0.033
5	26 Dani PEDROSA	SPA	Repsol Honda Team	HONDA	<b>1'31.823</b>	3 30	0.247 0.013
6	42 Alex RINS	SPA	Team SUZUKI ECSTAR	SUZUKI	<b>1'31.856</b>	9 30	0.280 0.033
7	46 Valentino ROSSI	ITA	Movistar Yamaha MotoGP	YAMAHA	<b>1'31.890</b>	5 30	0.314 0.034
8	29 Andrea IANNONE	ITA	Team SUZUKI ECSTAR	SUZUKI	<b>1'31.975</b>	5 30	0.399 0.085
9	43 Jack MILLER	AUS	EG 0,0 Marc VDS	HONDA	<b>1'31.997</b>	5 30	0.421 0.022
10	35 Cal CRUTCHLOW	GBR	LCR Honda	HONDA	<b>1'32.253</b>	26 30	0.677 0.256
11	51 Michele PIRRO	ITA	Ducati Team	DUCATI	<b>1'32.268</b>	4 30	0.692 0.015
12	25 Maverick VIÑALES	SPA	Movistar Yamaha MotoGP	YAMAHA	<b>1'32.269</b>	20 30	0.693 0.001
13	38 Bradley SMITH	GBR	Red Bull KTM Factory Racing	KTM	<b>1'32.407</b>	2 30	0.831 0.138
14	53 Tito RABAT	SPA	EG 0,0 Marc VDS	HONDA	<b>1'32.486</b>	11 30	0.910 0.079
15	41 Aleix ESPARGARO	SPA	Aprilia Racing Team Gresini	APRILIA	<b>1'32.526</b>	3 3	0.950 0.040
16	44 Pol ESPARGARO	SPA	Red Bull KTM Factory Racing	KTM	<b>1'32.580</b>	2 25	1.004 0.054
17	9 Danilo PETRUCCI	ITA	OCTO Pramac Racing	DUCATI	<b>1'32.598</b>	7 30	1.022 0.018
18	45 Scott REDDING	GBR	OCTO Pramac Racing	DUCATI	<b>1'32.697</b>	4 4	1.121 0.099
19	19 Alvaro BAUTISTA	SPA	Pull&Bear Aspar Team	DUCATI	<b>1'32.861</b>	13 14	1.285 0.164
20	17 Karel ABRAHAM	CZE	Pull&Bear Aspar Team	DUCATI	<b>1'32.988</b>	14 30	1.412 0.127
21	22 Sam LOWES	GBR	Aprilia Racing Team Gresini	APRILIA	<b>1'33.107</b>	18 22	1.531 0.119
22	76 Loris BAZ	FRA	Reale Avintia Racing	DUCATI	<b>1'33.167</b>	6 30	1.591 0.060
23	8 Hector BARBERA	SPA	Reale Avintia Racing	DUCATI	<b>1'33.188</b>	30 30	1.612 0.021
24	60 Michael VAN DER MARK	NED	Monster Yamaha Tech 3	YAMAHA	<b>1'33.197</b>	6 30	1.621 0.009
25	36 Mika KALLIO	FIN	Red Bull KTM Factory Racing	KTM	<b>1'34.067</b>	2 2	2.491 0.870

These data/results cannot be reproduced, stored and/or transmitted in whole or in part by any manner of electronic, mechanical, photocopying, recording, broadcasting or otherwise now known or herein after developed without the previous express consent by the copyright owner, except for reproduction in daily press and regular printed publications on sale to the public within 60 days of the event related to those data/results and always provided that copyright symbol appears together as follows below.

© DORNA, 2017

Official MotoGP Timing by TISSOT  
www.motogp.com

Ceste, Sunday, November 12, 2017



## GRAN PREMIO MOTUL DE LA COMUNITAT VALENCIANA

After the Race

## Event Best Maximum Speed

33



Rider	Nation Team	Motorcycle	Km/h	
4 <b>Andrea DOVIZIOSO</b>	ITA Ducati Team	DUCATI	<b>326.0</b>	Race
42 <b>Alex RINS</b>	SPA Team SUZUKI ECSTAR	SUZUKI	<b>324.6</b>	Race
8 <b>Hector BARBERA</b>	SPA Reale Avintia Racing	DUCATI	<b>324.4</b>	Qualifying Nr. 1
19 <b>Alvaro BAUTISTA</b>	SPA Pull&Bear Aspar Team	DUCATI	<b>322.1</b>	Free Practice Nr. 3
9 <b>Daniilo PETRUCCI</b>	ITA OCTO Pramac Racing	DUCATI	<b>322.1</b>	Free Practice Nr. 4
44 <b>Po ESPARGARO</b>	SPA Red Bull KTM Factory Racing	KTM	<b>321.7</b>	Qualifying Nr. 1
45 <b>Scott REDDING</b>	GBR OCTO Pramac Racing	DUCATI	<b>321.5</b>	Free Practice Nr. 3
43 <b>Jack MILLER</b>	AUS EG 0,0 Marc VDS	HONDA	<b>321.4</b>	Free Practice Nr. 4
51 <b>Michele PIRRO</b>	ITA Ducati Team	DUCATI	<b>321.2</b>	Race
26 <b>Dani PEDROSA</b>	SPA Repsol Honda Team	HONDA	<b>320.9</b>	Race
41 <b>Aleix ESPARGARO</b>	SPA Aprilia Racing Team Gresini	APRILIA	<b>320.5</b>	Free Practice Nr. 3
29 <b>Andrea IANNONE</b>	ITA Team SUZUKI ECSTAR	SUZUKI	<b>320.2</b>	Free Practice Nr. 4
17 <b>Karel ABRAHAM</b>	CZE Pull&Bear Aspar Team	DUCATI	<b>319.9</b>	Qualifying Nr. 1
99 <b>Jorge LORENZO</b>	SPA Ducati Team	DUCATI	<b>319.0</b>	Qualifying Nr. 2
25 <b>Maverick VIÑALES</b>	SPA Movistar Yamaha MotoGP	YAMAHA	<b>318.2</b>	Free Practice Nr. 4
93 <b>Marc MARQUEZ</b>	SPA Repsol Honda Team	HONDA	<b>318.1</b>	Free Practice Nr. 3
46 <b>Valentino ROSSI</b>	ITA Movistar Yamaha MotoGP	YAMAHA	<b>318.1</b>	Race
36 <b>Mika KALLIO</b>	FIN Red Bull KTM Factory Racing	KTM	<b>318.1</b>	Free Practice Nr. 3
35 <b>Cal CRUTCHLOW</b>	GBR LCR Honda	HONDA	<b>317.8</b>	Race
38 <b>Bradley SMITH</b>	GBR Red Bull KTM Factory Racing	KTM	<b>317.1</b>	Race
53 <b>Tito RABAT</b>	SPA EG 0,0 Marc VDS	HONDA	<b>316.8</b>	Free Practice Nr. 3
60 <b>Michael VAN DER MARK</b>	NED Monster Yamaha Tech 3	YAMAHA	<b>315.4</b>	Free Practice Nr. 4
5 <b>Johann ZARCO</b>	FRA Monster Yamaha Tech 3	YAMAHA	<b>315.4</b>	Free Practice Nr. 3
76 <b>Loris BAZ</b>	FRA Reale Avintia Racing	DUCATI	<b>315.2</b>	Qualifying Nr. 1
22 <b>Sam LOWES</b>	GBR Aprilia Racing Team Gresini	APRILIA	<b>315.0</b>	Race

These data/results cannot be reproduced, stored and/or transmitted in whole or in part by any manner of electronic, mechanical, photocopying, recording, broadcasting or otherwise now known or herein after developed without the previous express consent by the copyright owner, except for reproduction in daily press and regular printed publications on sale to the public within 60 days of the event related to those data/results and always provided that copyright symbol appears together as follows below.

© DORNA, 2017

Official MotoGP Timing by TISSOT  
www.motogp.com

Chestre, Sunday, November 12, 2017

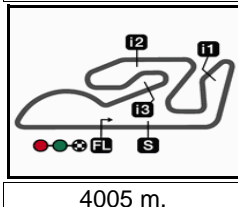


## GRAN PREMIO MOTUL DE LA COMUNITAT VALENCIANA

## Race

## Chronological Analysis of Performances

34



4005 m.

\* Lap / Sector time cancelled

T1 Time from finish line to 1st intermediate

T3 Time from 2nd intermed. to 3rd intermed.

P Crossing the finish line in pit lane

T2 Time from 1st intermed. to 2nd intermed.

T4 Time from 3rd intermediate to finish line

Lap	Lap Time	T1	T2	T3	T4	Speed	Lap	Lap Time	T1	T2	T3	T4	Speed			
<b>1st</b>	<b>26</b>	Dani PEDROSA						Repsol Honda Team	SPA	9	1'31.728	20.662	24.492	21.887	24.687	308.2
								10	1'31.772	20.731	24.531	21.892	24.618	307.8		
								11	1'32.007	20.747	24.528	21.965	24.767	308.3		
								12	1'31.900	20.715	24.477	21.970	24.738	307.6		
								13	1'32.095	20.690	24.609	21.991	24.805	309.2		
								14	1'32.037	20.753	24.553	21.918	24.813	309.0		
								15	1'31.995	20.685	24.578	21.954	24.778	308.8		
								16	1'32.198	20.898	24.609	21.893	24.798	309.9		
								17	1'32.049	20.744	24.635	21.924	24.746	308.2		
								18	1'31.954	20.740	24.594	21.898	24.722	308.5		
								19	1'31.845	20.707	24.507	21.863	24.768	307.8		
								20	1'32.837	21.262	24.755	21.962	24.858	307.2		
								21	1'32.097	20.770	24.621	21.983	24.723	307.8		
								22	1'32.170	20.841	24.554	21.919	24.856	308.3		
								23	1'32.481	20.939	24.660	22.018	24.864	306.4		
								24	1'32.537	21.043	24.735	21.975	24.784	310.3		
								25	1'32.381	20.950	24.681	21.931	24.819	307.9		
								26	1'32.354	20.867	24.690	21.883	24.914	307.4		
								27	1'32.245	20.828	24.678	21.919	24.820	308.2		
								28	1'32.294	20.844	24.638	22.022	24.790	309.5		
								29	1'32.273	20.877	24.679	21.932	24.785	309.6		
								30	1'32.362	21.059	24.725	21.894	24.684	309.9		

**3rd** **93** Marc MARQUEZ Repsol Honda Team SPA

Run #	1	Front Tyre	Slick-Hard	Rear Tyre	Slick-Soft	
1	1'37.799	25.845	25.109	22.002	24.843	216.8
2	1'31.920	20.648	24.674	21.902	24.696	311.4
3	1'31.868	20.580	24.686	21.872	24.730	312.4
4	1'32.092	20.626	24.943	21.904	24.619	312.9
5	1'31.627	20.700	24.481	21.838	24.608	315.6
6	1'32.218	20.772	24.672	22.035	24.739	314.6
7	1'31.961	20.578	24.682	21.933	24.768	315.0
8	1'31.881	20.701	24.636	21.908	24.636	314.7
9	1'31.792	20.677	24.663	21.775	24.677	313.9
10	1'31.746	20.667	24.579	21.842	24.658	315.0
11	1'31.877	20.585	24.577	21.957	24.758	314.9
12	1'31.916	20.710	24.591	21.960	24.655	314.6
13	1'31.984	20.722	24.618	21.934	24.710	315.7
14	1'32.043	20.688	24.734	21.933	24.688	316.0
15	1'31.868	20.668	24.614	21.902	24.684	313.9
16	1'32.190	20.856	24.724	21.946	24.664	312.4
17	1'32.276	20.733	24.722	21.974	24.847	314.4
18	1'31.801	20.683	24.593	21.923	24.602	315.3
19	1'31.827	20.677	24.644	21.909	24.597	314.1
20	1'32.760	20.914	25.105	21.994	24.747	314.1

**2nd** **5** Johann ZARCO Monster Yamaha Tec FRA

Run #	1	Front Tyre	Slick-Soft	Rear Tyre	Slick-Soft	
1	1'37.972	26.359	25.079	22.008	24.526	220.5
2	1'31.936	20.834	24.784	21.822	24.496	312.9
3	1'31.863	20.781	24.441	21.859	24.782	311.7
4	1'31.576	20.688	24.474	21.814	24.600	313.0
5	1'31.609	20.694	24.426	21.903	24.586	307.4
6	1'32.152	20.910	24.621	21.911	24.710	307.9
7	1'31.989	20.803	24.531	21.971	24.684	307.9
8	1'31.754	20.763	24.455	21.869	24.667	308.3

**Fastest Lap:** Dani PEDROSA Repsol Honda Team SPA 1'31.823 20.811 24.462 21.922 24.628

These data/results cannot be reproduced, stored and/or transmitted in whole or in part by any manner of electronic, mechanical, photocopying, recording, broadcasting or otherwise now known or herein after developed without the previous express consent by the copyright owner, except for reproduction in daily press and regular printed publications on sale to the public within 60 days of the event related to those data/results and always provided that copyright symbol appears together as follows below.  
© DORNA, 2017





## Race

## MotoGP

Lap	Lap Time	T1	T2	T3	T4	Speed	Lap	Lap Time	T1	T2	T3	T4	Speed
21	1'32.254	20.850	24.708	22.025	24.671	314.1	8	1'32.261	21.030	24.608	21.870	24.753	310.9
22	1'32.169	20.781	24.691	21.864	24.833	315.9	9	1'32.376	20.922	24.697	21.997	24.760	312.7
23	1'32.098	20.850	24.657	21.965	24.626	315.6	10	1'32.790	21.151	24.737	22.048	24.854	310.7
24	1'38.226	26.249	25.324	21.949	24.704	312.7	11	1'32.607	20.930	24.823	21.953	24.901	312.0
25	1'32.560	20.674	24.674	22.448	24.764	312.4	12	1'32.699	21.135	24.783	21.913	24.868	308.5
26	1'32.299	20.825	24.785	21.898	24.791	310.6	13	1'32.600	20.849	24.816	21.978	24.957	310.2
27	1'31.762	20.667	24.656	21.800	24.639	311.3	14	1'32.621	20.983	24.820	21.968	24.850	311.0
28	1'32.105	20.696	24.698	22.009	24.702	312.9	15	1'32.432	20.851	24.734	21.943	24.904	309.9
29	1'34.210	21.654	25.144	22.223	25.189	314.1	16	1'32.391	20.955	24.787	21.877	24.772	309.0
30	1'35.857	21.004	25.478	22.378	26.997	311.4	17	1'32.368	20.912	24.750	21.955	24.751	310.6

**4th** **42** Alex RINS Team SUZUKI ECST SPA

Run #	1	Front Tyre	Slick-Medium	Rear Tyre	Slick-Soft	
1	1'40.146	27.361	25.416	22.457	24.912	224.7
2	1'32.909	21.173	24.999	22.062	24.675	313.6
3	1'32.618	20.812	24.722	22.357	24.727	313.1
4	1'32.267	20.821	24.708	22.114	24.624	314.7
5	1'32.331	20.914	24.674	22.093	24.650	312.9
6	1'32.674	21.124	24.684	22.105	24.761	315.9
7	1'32.223	20.854	24.606	22.003	24.760	311.4
8	1'32.005	20.746	24.635	21.912	24.712	312.0
9	1'31.856	20.677	24.598	21.880	24.701	317.9
10	1'32.338	20.821	24.794	22.034	24.689	313.0
11	1'32.486	21.081	24.645	22.005	24.755	324.6
12	1'32.336	20.932	24.707	21.982	24.715	315.9
13	1'32.238	20.874	24.599	22.019	24.746	315.6
14	1'33.060	21.117	25.016	22.159	24.768	316.6
15	1'32.255	20.966	24.707	21.852	24.730	316.0
16	1'32.294	20.831	24.701	22.014	24.748	312.0
17	1'32.289	20.881	24.695	21.984	24.729	314.7
18	1'32.410	20.936	24.712	22.049	24.713	314.3
19	1'32.648	21.103	24.704	22.060	24.781	315.0
20	1'32.516	21.043	24.675	22.038	24.760	313.6
21	1'32.624	21.011	24.844	22.008	24.761	314.6
22	1'32.224	20.753	24.672	21.927	24.872	312.0
23	1'32.686	20.994	24.686	22.018	24.988	312.6
24	1'32.543	20.910	24.749	21.969	24.915	321.4
25	1'32.433	20.860	24.708	22.055	24.810	309.5
26	1'32.428	20.818	24.763	22.022	24.825	308.8
27	1'32.676	20.945	24.766	22.067	24.898	308.9
28	1'32.874	21.006	24.851	22.184	24.833	309.3
29	1'32.668	20.858	24.729	22.164	24.917	310.7
30	1'32.637	20.890	24.770	22.096	24.881	310.0

**5th** **46** Valentino ROSSI Movistar Yamaha Mot ITA

Run #	1	Front Tyre	Slick-Medium	Rear Tyre	Slick-Soft	
1	1'38.829	26.577	25.229	22.128	24.895	220.5
2	1'32.669	20.945	24.789	22.193	24.742	316.5
3	1'32.161	21.029	24.618	21.856	24.658	317.4
4	1'32.047	21.011	24.594	21.924	24.518	315.9
5	1'31.890	20.853	24.567	21.891	24.579	314.4
6	1'32.232	21.047	24.548	21.940	24.697	318.1
7	1'32.819	21.370	24.801	21.875	24.773	317.9

**6th** **29** Andrea IANNONE Team SUZUKI ECST ITA

Run #	1	Front Tyre	Slick-Hard	Rear Tyre	Slick-Soft	
1	1'38.294	26.144	25.202	22.225	24.723	215.6
2	1'32.863	20.956	25.010	22.206	24.691	314.4
3	1'32.051	20.952	24.560	21.864	24.675	318.1
4	1'32.011	20.840	24.624	21.937	24.610	314.0
5	1'31.975	20.788	24.556	21.947	24.684	313.3
6	1'32.120	20.789	24.618	21.996	24.717	315.7
7	1'33.135	21.308	24.927	22.157	24.743	314.3
8	1'32.292	20.950	24.650	21.952	24.740	312.4
9	1'32.441	20.820	24.794	21.995	24.832	311.7
10	1'32.778	21.007	24.818	22.081	24.872	306.1
11	1'32.859	20.883	24.777	22.275	24.924	311.6
12	1'32.684	21.022	24.963	21.993	24.706	314.9
13	1'32.547	20.890	24.745	22.096	24.816	317.4
14	1'33.289	21.438	24.968	22.075	24.808	313.7
15	1'33.149	21.299	24.976	22.106	24.768	315.0
16	1'32.507	21.044	24.711	22.007	24.745	313.0
17	1'32.104	20.834	24.702	21.928	24.640	314.6
18	1'32.444	21.002	24.747	21.976	24.719	314.4
19	1'32.452	20.927	24.745	22.035	24.745	313.1
20	1'32.308	20.884	24.716	22.048	24.660	314.3
21	1'32.680	20.900	24.746	22.283	24.751	316.6
22	1'32.616	20.997	24.742	21.986	24.891	319.3
23	1'32.897	21.155	24.856	22.036	24.850	311.1
24	1'32.655	20.863	24.798	22.204	24.790	312.4
25	1'32.947	21.090	24.875	22.156	24.826	314.6
26	1'32.728	21.028	24.887	22.039	24.774	313.9
27	1'32.517	20.940	24.781	22.039	24.757	313.7
28	1'32.418	20.878	24.754	22.040	24.746	314.9

**Fastest Lap:** Dani PEDROSA Repsol Honda Team SPA 1'31.823 20.811 24.462 21.922 24.628

These data/results cannot be reproduced, stored and/or transmitted in whole or in part by any manner of electronic, mechanical, photocopying, recording, broadcasting or otherwise now known or herein after developed without the previous express consent by the copyright owner, except for reproduction in daily press and regular printed publications on sale to the public within 60 days of the event related to those data/results and always provided that copyright symbol appears together as follows below.  
© DORNA, 2017



## Race

## MotoGP

Lap	Lap Time	T1	T2	T3	T4	Speed	Lap	Lap Time	T1	T2	T3	T4	Speed
29	<b>1'32.252</b>	20.818	24.714	21.968	24.752	314.4	16	<b>1'32.413</b>	20.974	24.738	21.898	24.803	314.1
30	<b>1'32.628</b>	20.911	24.801	22.104	24.812	315.7	17	<b>1'32.529</b>	21.076	24.786	21.916	24.751	315.7
<b>7th 43 Jack MILLER</b>							EG 0,0 Marc VDS AUS						
<b>Run # 1 Front Tyre Slick-Medium Rear Tyre Slick-Soft</b>													
1	1'38.989	26.804	25.281	21.992	24.912	227.6	18	<b>1'32.278</b>	20.954	24.651	<b>21.895</b>	24.778	316.0
2	<b>1'32.413</b>	20.980	24.664	21.980	24.789	315.9	19	<b>1'32.576</b>	21.004	24.784	21.981	24.807	315.2
3	<b>1'32.091</b>	20.867	24.639	21.911	24.674	<b>316.8</b>	20	<b>1'32.666</b>	21.133	24.685	21.975	24.873	315.7
4	<b>1'32.016</b>	20.907	<b>24.534</b>	21.889	24.686	315.3	21	<b>1'32.685</b>	20.917	24.790	22.041	24.937	316.6
5	<b>1'31.997</b>	<b>20.847</b>	24.588	21.914	<b>24.648</b>	314.7	22	<b>1'32.771</b>	21.166	24.725	21.960	24.920	316.2
6	<b>1'32.223</b>	20.931	24.571	21.935	24.786	316.6	23	<b>1'32.448</b>	21.068	24.717	21.932	24.731	312.0
7	<b>1'33.137</b>	21.293	25.185	21.909	24.750	314.6	24	<b>1'32.427</b>	20.906	24.698	22.011	24.812	314.1
8	<b>1'32.229</b>	21.075	24.602	<b>21.853</b>	24.699	315.9	25	<b>1'32.572</b>	<b>20.876</b>	24.708	22.029	24.959	314.6
9	<b>1'32.396</b>	20.951	24.652	22.067	24.726	315.7	26	<b>1'32.253</b>	20.892	<b>24.644</b>	21.918	24.799	313.6
10	<b>1'32.800</b>	21.126	24.683	22.058	24.933	310.6	27	<b>1'32.517</b>	20.961	24.733	22.088	24.735	314.4
11	<b>1'32.726</b>	20.925	24.801	22.049	24.951	315.3	28	<b>1'32.582</b>	20.943	24.875	21.979	24.785	316.5
12	<b>1'32.768</b>	21.024	24.930	22.009	24.805	315.3	29	<b>1'32.811</b>	20.984	24.847	22.072	24.908	316.9
13	<b>1'32.519</b>	20.856	24.665	22.105	24.893	316.2	30	<b>1'32.724</b>	21.051	24.740	22.120	24.813	316.9
14	<b>1'32.519</b>	21.029	24.688	21.946	24.856	316.0							
15	<b>1'32.340</b>	20.915	24.619	21.966	24.840	313.6							
16	<b>1'32.504</b>	21.047	24.783	21.967	24.707	313.6							
17	<b>1'32.371</b>	21.008	24.650	21.977	24.736	312.4							
18	<b>1'32.553</b>	21.027	24.704	22.020	24.802	312.6							
19	<b>1'32.636</b>	21.023	24.701	22.065	24.847	311.9							
20	<b>1'32.508</b>	20.931	24.672	22.050	24.855	314.1							
21	<b>1'33.178</b>	20.953	25.113	22.252	24.860	315.3							
22	<b>1'33.090</b>	21.472	24.773	22.013	24.832	314.1							
23	<b>1'32.873</b>	21.118	24.782	22.024	24.949	313.1							
24	<b>1'32.863</b>	21.196	24.783	22.101	24.783	313.1							
25	<b>1'32.775</b>	20.999	24.803	22.142	24.831	314.1							
26	<b>1'32.829</b>	21.008	24.768	22.158	24.895	313.3							
27	<b>1'32.688</b>	20.968	24.812	22.081	24.827	312.6							
28	<b>1'32.700</b>	20.931	24.733	22.193	24.843	313.6							
29	<b>1'33.328</b>	21.084	25.115	22.202	24.927	312.9							
30	<b>1'33.153</b>	21.040	24.864	22.233	25.016	312.9							

**9th 51 Michele PIRRO** Ducati Team ITA

Run #	1	Front Tyre	Slick-Soft	Rear Tyre	Slick-Soft	
1	1'39.153	26.785	25.370	22.107	24.891	221.4
2	<b>1'32.553</b>	21.048	24.760	22.005	24.740	311.6
3	<b>1'32.373</b>	21.035	24.624	<b>21.942</b>	24.772	<b>321.2</b>
4	<b>1'32.268</b>	20.983	24.619	21.984	<b>24.682</b>	319.1
5	<b>1'32.442</b>	20.874	<b>24.584</b>	22.257	24.727	317.5
6	<b>1'32.268</b>	20.894	24.624	22.034	24.716	317.9
7	<b>1'32.717</b>	20.991	24.743	22.096	24.887	317.4
8	<b>1'32.563</b>	21.006	24.748	22.007	24.802	318.1
9	<b>1'32.282</b>	<b>20.847</b>	24.684	21.996	24.755	317.1
10	<b>1'32.623</b>	21.025	24.704	22.073	24.821	316.3
11	<b>1'32.474</b>	20.972	24.626	21.974	24.902	317.9
12	<b>1'32.857</b>	21.220	24.818	22.038	24.781	317.9
13	<b>1'32.660</b>	20.981	24.713	22.108	24.858	320.2
14	<b>1'32.711</b>	20.953	24.780	22.048	24.930	319.0
15	<b>1'33.011</b>	21.111	24.803	22.283	24.814	320.2
16	<b>1'32.606</b>	21.049	24.732	22.015	24.810	318.4
17	<b>1'32.764</b>	21.089	24.720	22.067	24.888	317.8
18	<b>1'32.766</b>	20.979	24.710	22.199	24.878	318.2
19	<b>1'32.834</b>	21.007	24.769	22.112	24.946	317.5
20	<b>1'33.018</b>	20.991	24.826	22.202	24.999	316.3
21	<b>1'33.090</b>	20.909	24.800	22.191	25.190	316.9
22	<b>1'33.645</b>	21.208	25.213	22.096	25.128	315.2
23	<b>1'32.961</b>	21.091	24.808	22.030	25.032	315.6
24	<b>1'33.392</b>	21.119	24.814	22.169	25.290	316.9
25	<b>1'33.381</b>	21.156	24.978	22.184	25.063	315.6
26	<b>1'33.414</b>	21.178	24.954	22.232	25.050	314.9
27	<b>1'33.712</b>	21.222	24.970	22.311	25.209	315.4
28	<b>1'33.786</b>	21.198	25.083	22.386	25.119	314.9
29	<b>1'34.075</b>	21.311	25.110	22.389	25.265	315.0
30	<b>1'33.668</b>	21.185	25.073	22.273	25.137	315.6

**10th 53 Tito RABAT** EG 0,0 Marc VDS SPA

**8th 35 Cal CRUTCHLOW** LCR Honda GBR

Run #	1	Front Tyre	Slick-Hard	Rear Tyre	Slick-Soft	
1	1'40.503	27.380	25.737	22.472	24.914	231.1
2	<b>1'33.171</b>	21.057	25.012	22.236	24.866	317.6
3	<b>1'32.836</b>	21.037	24.943	22.036	24.820	<b>317.8</b>
4	<b>1'32.282</b>	20.972	24.706	21.917	<b>24.687</b>	316.0
5	<b>1'32.457</b>	20.917	24.663	22.014	24.863	315.4
6	<b>1'32.356</b>	20.905	24.703	21.939	24.809	314.6
7	<b>1'32.536</b>	21.027	24.793	21.974	24.742	316.0
8	<b>1'32.498</b>	21.022	24.693	22.002	24.781	317.6
9	<b>1'32.629</b>	21.104	24.753	22.022	24.750	316.6
10	<b>1'32.505</b>	20.942	24.783	21.957	24.823	317.1
11	<b>1'32.862</b>	21.034	24.751	22.268	24.809	316.8
12	<b>1'32.750</b>	21.201	24.687	22.028	24.834	316.0
13	<b>1'32.450</b>	20.965	24.719	21.928	24.838	315.6
14	<b>1'32.584</b>	21.027	24.693	22.057	24.807	316.2
15	<b>1'32.684</b>	21.032	24.823	21.985	24.844	317.2

Run #	1	Front Tyre	Slick-Medium	Rear Tyre	Slick-Soft	
1	1'41.289	27.640	26.154	22.416	25.079	226.2
2	<b>1'33.396</b>	21.114	25.220	22.207	24.855	312.0

**Fastest Lap:** Dani PEDROSA

Repsol Honda Team SPA **1'31.823** 20.811 24.462 21.922 24.628

These data/results cannot be reproduced, stored and/or transmitted in whole or in part by any manner of electronic, mechanical, photocopying, recording, broadcasting or otherwise now known or herein after developed without the previous express consent by the copyright owner, except for reproduction in daily press and regular printed publications on sale to the public within 60 days of the event related to those data/results and always provided that copyright symbol appears together as follows below.  
© DORNA, 2017

Official MotoGP Timing by TISSOT  
www.motogp.com

Cheste, Sunday, November 12, 2017

Page 3 of 7



Race

MotoGP

Lap	Lap Time	T1	T2	T3	T4	Speed	Lap	Lap Time	T1	T2	T3	T4	Speed
3	1'33.132	21.236	24.705	22.087	25.104	311.6	24	1'33.623	21.110	25.468	22.150	24.895	311.9
4	1'33.239	21.270	24.866	22.139	24.964	307.4	25	1'33.466	21.184	24.998	22.233	25.051	317.1
5	1'33.447	21.119	24.988	22.279	25.061	313.1	26	1'33.855	21.171	25.203	22.430	25.051	314.1
6	1'32.805	20.961	24.849	22.148	24.847	311.3	27	1'33.600	21.169	25.071	22.340	25.020	313.3
7	1'32.883	20.983	24.845	22.127	24.928	312.6	28	1'34.153	21.337	25.310	22.411	25.095	314.1
8	1'32.537	20.938	24.728	22.027	24.844	312.0	29	1'34.023	21.384	25.173	22.312	25.154	313.4
9	1'32.705	21.012	24.756	22.081	24.856	311.7	30	1'33.662	21.289	25.033	22.252	25.088	311.9
10	1'32.611	21.007	24.748	22.088	24.768	312.0							
11	1'32.486	20.943	24.724	21.989	24.830	311.1							
12	1'32.509	21.019	24.751	21.984	24.755	310.6							
13	1'32.525	20.872	24.831	21.976	24.846	313.4							
14	1'32.771	20.912	24.820	22.081	24.958	313.0							
15	1'32.653	20.985	24.804	21.974	24.890	312.6							
16	1'32.766	21.075	24.897	22.022	24.772	312.1							
17	1'32.744	21.088	24.819	22.008	24.829	315.6							
18	1'32.506	21.016	24.791	21.910	24.789	312.4							
19	1'32.560	20.997	24.757	22.096	24.710	310.9							
20	1'32.722	20.916	24.725	22.116	24.965	314.0							
21	1'32.809	20.988	24.786	22.116	24.919	312.4							
22	1'32.913	21.013	24.834	22.033	25.033	313.0							
23	1'32.980	21.225	24.847	22.053	24.855	313.3							
24	1'33.461	21.122	25.274	22.116	24.949	313.4							
25	1'33.522	21.153	24.997	22.197	25.175	314.1							
26	1'32.913	21.070	24.923	22.037	24.883	311.9							
27	1'32.861	21.095	24.764	22.006	24.996	308.6							
28	1'33.118	21.075	24.993	22.024	25.026	308.9							
29	1'33.152	21.118	24.941	22.085	25.008	310.4							
30	1'33.130	21.033	24.906	22.109	25.082	310.4							

**12th 25** **Maverick VIÑALES** Movistar Yamaha Mot SPA

Run #	1	Front Tyre	Slick-Medium	Rear Tyre	Slick-Soft	
1	1'40.016	27.201	25.334	22.570	24.911	228.7
2	1'33.688	21.190	25.196	22.529	24.773	301.3
3	1'34.036	21.207	25.238	22.641	24.950	309.9
4	1'33.077	21.099	24.880	22.198	24.900	313.9
5	1'33.406	21.230	24.899	22.279	24.998	312.9
6	1'32.858	20.976	24.909	22.125	24.848	312.3
7	1'32.625	20.852	24.933	22.137	24.703	313.4
8	1'32.673	20.920	24.836	22.120	24.797	314.0
9	1'32.549	20.885	24.854	22.095	24.715	312.9
10	1'32.484	20.887	24.767	22.114	24.716	312.6
11	1'32.493	20.855	24.832	22.028	24.778	312.9
12	1'32.464	20.855	24.762	22.112	24.735	313.7
13	1'32.465	20.780	24.856	22.088	24.741	315.3
14	1'32.495	20.887	24.891	22.064	24.653	315.0
15	1'33.087	21.027	24.958	22.145	24.957	315.3
16	1'32.668	20.911	24.855	22.127	24.775	313.1
17	1'32.695	20.932	24.840	22.153	24.770	313.9
18	1'32.886	20.899	24.769	22.128	25.090	312.9
19	1'32.398	20.880	24.801	22.047	24.670	312.7
20	1'32.269	20.855	24.763	22.071	24.580	314.0
21	1'32.972	20.861	24.796	22.332	24.983	313.3
22	1'33.409	21.290	24.850	22.344	24.925	311.4
23	1'32.963	21.152	24.866	22.168	24.777	314.0
24	1'33.144	21.150	24.964	22.191	24.839	310.6
25	1'33.301	21.085	25.003	22.283	24.930	311.9
26	1'33.020	20.973	24.894	22.153	25.000	312.0
27	1'33.466	21.098	24.961	22.236	25.171	310.4
28	1'34.156	21.074	25.565	22.466	25.051	311.3
29	1'37.086	21.596	26.731	22.877	25.882	311.3
30	1'36.288	21.979	25.795	22.794	25.720	304.2

**11th 38** **Bradley SMITH** Red Bull KTM Factory GBR

Run #	1	Front Tyre	Slick-Hard	Rear Tyre	Slick-Soft	
1	1'39.856	27.018	25.349	22.451	25.038	229.0
2	1'32.407	20.953	24.768	21.913	24.773	309.7
3	1'32.802	20.985	24.750	22.039	25.028	315.2
4	1'32.466	21.050	24.717	21.923	24.776	313.3
5	1'32.613	21.085	24.639	22.118	24.771	314.0
6	1'32.922	21.060	24.706	22.109	25.047	311.1
7	1'32.752	21.159	24.799	21.965	24.829	312.6
8	1'32.632	21.034	24.771	22.018	24.809	315.0
9	1'32.591	21.024	24.771	22.068	24.728	312.9
10	1'32.564	21.002	24.734	22.004	24.824	312.6
11	1'32.860	21.026	24.752	22.191	24.891	313.3
12	1'32.612	21.015	24.800	22.008	24.789	312.7
13	1'32.514	20.944	24.742	22.034	24.794	314.0
14	1'32.669	21.066	24.727	22.056	24.820	313.3
15	1'33.278	21.054	25.284	22.131	24.809	314.0
16	1'32.910	21.159	24.802	22.132	24.817	314.9
17	1'32.845	21.137	24.852	22.127	24.729	315.0
18	1'32.861	21.059	24.846	22.136	24.820	314.3
19	1'33.095	21.105	25.102	22.031	24.857	313.4
20	1'33.346	21.203	24.990	22.199	24.954	312.7
21	1'33.476	21.085	25.074	22.280	25.037	312.4
22	1'33.426	21.317	24.955	22.127	25.027	310.7
23	1'33.081	21.167	24.953	22.033	24.928	311.4

**13th 9** **Daniilo PETRUCCI** OCTO Pramac Racin ITA

Run #	1	Front Tyre	Slick-Hard	Rear Tyre	Slick-Soft	
1	1'40.661	27.526	25.473	22.478	25.184	233.2
2	1'33.427	21.284	25.321	21.979	24.843	321.1
3	1'32.964	21.026	24.954	22.035	24.949	317.9
4	1'32.685	21.002	24.780	22.042	24.861	318.7
5	1'32.766	20.945	24.760	22.108	24.953	317.2
6	1'32.634	20.904	24.785	22.044	24.901	316.6
7	1'32.598	20.885	24.757	22.107	24.849	316.9
8	1'32.614	20.870	24.809	22.018	24.917	316.9
9	1'32.835	20.897	24.877	22.073	24.988	316.6
10	1'32.821	20.880	24.837	22.117	24.987	315.7

**Fastest Lap:** Dani PEDROSA Repsol Honda Team SPA **1'31.823** 20.811 24.462 21.922 24.628

These data/results cannot be reproduced, stored and/or transmitted in whole or in part by any manner of electronic, mechanical, photocopying, recording, broadcasting or otherwise now known or herein after developed without the previous express consent by the copyright owner, except for reproduction in daily press and regular printed publications on sale to the public within 60 days of the event related to those data/results and always provided that copyright symbol appears together as follows below.  
© DORNA, 2017



Race

MotoGP

Lap	Lap Time	T1	T2	T3	T4	Speed	Lap	Lap Time	T1	T2	T3	T4	Speed
11	1'32.755	20.852	24.794	22.121	24.988	316.0	<b>15th</b> <b>8</b>	<b>Hector BARBERA</b>		Reale Avintia Racing SPA			
12	1'32.903	20.925	24.798	22.105	25.075	316.2							
13	1'32.765	20.944	24.792	22.053	24.976	316.0							
14	1'32.707	20.807	24.865	22.008	25.027	317.2							
15	1'33.397	21.061	24.970	22.069	25.297	317.6							
16	1'32.971	21.004	24.965	22.115	24.887	318.1							
17	1'33.513	21.170	25.265	22.074	25.004	319.1							
18	1'33.163	21.090	24.966	22.114	24.993	318.7							
19	1'33.346	21.062	25.022	22.137	25.125	316.9							
20	1'33.282	21.151	24.963	22.127	25.041	314.9							
21	1'33.299	20.977	25.004	22.244	25.074	317.1							
22	1'33.693	21.169	24.993	22.182	25.349	314.7							
23	1'33.559	21.219	25.079	22.183	25.078	314.6							
24	1'33.756	21.120	25.047	22.307	25.282	315.7							
25	1'34.047	21.204	25.254	22.378	25.211	314.4							
26	1'33.802	21.248	25.036	22.216	25.302	314.0							
27	1'33.846	21.143	25.096	22.263	25.344	314.0							
28	1'34.239	21.321	25.155	22.456	25.307	315.0							
29	1'34.379	21.284	25.178	22.484	25.433	315.7							
30	1'34.774	21.302	25.312	22.587	25.573	315.0							

**14th** **17** **Karel ABRAHAM** Pull&Bear Aspar Tea CZE

Run #	1	Front Tyre	Slick-Hard	Rear Tyre	Slick-Soft	
1	1'41.599	27.919	25.970	22.489	25.221	231.0
2	1'33.744	21.299	25.108	22.341	24.996	308.1
3	1'33.382	21.139	24.961	22.257	25.025	316.8
4	1'33.543	21.225	25.061	22.433	24.824	312.0
5	1'33.512	21.112	24.832	22.574	24.994	317.1
6	1'33.454	21.140	24.952	22.458	24.904	312.3
7	1'33.011	21.117	24.827	22.254	24.813	314.9
8	1'33.396	21.248	24.852	22.252	25.044	316.0
9	1'33.409	21.237	25.018	22.247	24.907	314.7
10	1'33.663	21.358	24.891	22.289	25.125	314.1
11	1'33.119	21.068	24.881	22.301	24.869	315.2
12	1'33.024	21.071	24.920	22.175	24.858	318.5
13	1'32.995	21.229	24.827	22.190	24.749	312.4
14	1'32.988	20.995	24.897	22.242	24.854	314.9
15	1'33.042	21.119	24.899	22.189	24.835	313.1
16	1'33.052	21.037	24.950	22.263	24.802	314.0
17	1'33.055	21.054	24.911	22.285	24.805	312.6
18	1'33.010	21.036	24.912	22.261	24.801	313.7
19	1'32.997	20.993	24.976	22.179	24.849	312.6
20	1'33.186	21.015	24.950	22.322	24.899	313.9
21	1'33.694	21.035	25.040	22.349	25.270	313.4
22	1'33.355	21.240	24.978	22.184	24.953	311.0
23	1'33.418	21.242	25.085	22.275	24.816	311.6
24	1'33.139	21.081	24.941	22.228	24.889	311.4
25	1'33.590	21.120	25.087	22.287	25.096	313.1
26	1'33.795	21.242	25.165	22.359	25.029	307.2
27	1'33.583	21.122	25.129	22.414	24.918	312.0
28	1'33.848	21.226	25.134	22.467	25.021	314.1
29	1'33.942	21.336	25.089	22.400	25.117	313.9
30	1'34.568	21.351	25.271	22.675	25.271	312.1

**16th** **76** **Loris BAZ** Reale Avintia Racing FRA

Run #	1	Front Tyre	Slick-Hard	Rear Tyre	Slick-Medium	
1	1'41.805	28.150	25.920	22.545	25.190	238.5
2	1'33.824	21.326	25.100	22.313	25.085	313.6
3	1'33.407	21.105	24.926	22.240	25.136	313.7
4	1'33.487	21.149	25.021	22.227	25.090	313.9
5	1'33.172	21.067	24.953	22.153	24.999	313.4
6	1'33.167	21.115	24.855	22.138	25.059	314.1
7	1'33.271	21.209	24.877	22.117	25.068	313.9
8	1'33.430	21.188	24.842	22.087	25.313	312.7
9	1'33.450	21.119	25.112	22.163	25.056	312.3
10	1'33.887	21.279	24.899	22.344	25.365	311.1
11	1'33.439	21.135	24.910	22.287	25.107	312.1
12	1'33.711	21.188	25.049	22.354	25.120	312.4
13	1'33.524	21.087	25.147	22.260	25.030	314.4
14	1'33.394	21.126	24.942	22.217	25.109	314.1
15	1'33.439	21.141	25.046	22.104	25.148	311.0
16	1'33.258	21.069	24.938	22.164	25.087	310.9
17	1'33.741	21.120	25.286	22.248	25.087	313.9
18	1'33.586	21.144	24.943	22.312	25.187	313.6

**Fastest Lap:** Dani PEDROSA Repsol Honda Team SPA **1'31.823** 20.811 24.462 21.922 24.628

These data/results cannot be reproduced, stored and/or transmitted in whole or in part by any manner of electronic, mechanical, photocopying, recording, broadcasting or otherwise now known or herein after developed without the previous express consent by the copyright owner, except for reproduction in daily press and regular printed publications on sale to the public within 60 days of the event related to those data/results and always provided that copyright symbol appears together as follows below.  
© DORNA, 2017



# Race

# MotoGP

Lap	Lap Time	T1	T2	T3	T4	Speed	Lap	Lap Time	T1	T2	T3	T4	Speed
19	1'33.633	21.138	25.026	22.270	25.199	310.6	6	1'32.584	20.864	24.773	22.097	24.850	311.6
20	1'33.803	21.133	25.076	22.286	25.308	312.1	7	1'32.679	20.922	24.750	22.159	24.848	315.2
21	1'34.143	21.124	25.125	22.450	25.444	309.3	8	1'32.705	20.845	24.824	22.175	24.861	315.6
22	1'33.953	21.239	25.007	22.371	25.336	309.7	9	1'32.764	20.926	24.832	22.107	24.899	315.2
23	1'33.776	21.456	25.075	22.151	25.094	309.2	10	1'33.141	20.924	24.767	22.485	24.965	315.3
24	1'33.642	21.232	24.936	22.245	25.229	311.6	11	1'32.881	20.985	24.780	22.136	24.980	313.0
25	1'33.509	21.113	24.974	22.207	25.215	311.6	12	1'33.001	20.925	24.847	22.255	24.974	313.9
26	1'33.596	21.094	24.947	22.310	25.245	309.7	13	1'32.738	20.807	24.865	22.116	24.950	314.9
27	1'33.828	21.122	25.099	22.340	25.267	308.2	14	1'32.942	20.950	24.845	22.205	24.942	314.3
28	1'33.589	21.151	25.045	22.247	25.146	308.3	15	1'32.791	20.876	24.815	22.196	24.904	314.0
29	1'33.555	21.084	25.066	22.220	25.185	310.2	16	1'33.169	21.036	24.880	22.252	25.001	315.2
30	1'33.815	21.168	24.994	22.310	25.343	309.3	17	1'33.371	21.161	24.899	22.303	25.008	314.7

## 17th 60 Michael VAN DER M Monster Yamaha Tec NED

Run #	1	Front Tyre	Slick-Medium	Rear Tyre	Slick-Soft	
1	1'41.414	27.867	25.750	22.408	25.389	244.5
2	1'33.774	21.189	25.179	22.326	25.080	309.6
3	1'33.383	21.050	24.990	22.243	25.100	312.1
4	1'33.462	21.080	25.044	22.258	25.080	311.0
5	1'33.222	21.036	24.967	22.202	25.017	309.6
6	1'33.197	21.002	24.992	22.173	25.030	309.7
7	1'33.431	21.138	25.046	22.202	25.045	308.5
8	1'33.541	21.028	25.037	22.343	25.133	309.0
9	1'33.444	21.058	25.128	22.195	25.063	307.9
10	1'33.552	21.096	25.060	22.253	25.143	307.5
11	1'33.329	21.128	24.960	22.168	25.073	306.3
12	1'34.152	21.547	25.068	22.340	25.197	305.9
13	1'33.530	21.055	25.033	22.318	25.124	309.6
14	1'33.307	21.057	24.907	22.223	25.120	308.1
15	1'33.392	21.160	24.950	22.184	25.098	308.1
16	1'33.348	21.029	24.976	22.213	25.130	306.8
17	1'33.694	21.079	25.162	22.333	25.120	307.8
18	1'33.515	21.100	25.013	22.257	25.145	306.8
19	1'33.730	21.139	25.075	22.289	25.227	306.1
20	1'34.159	21.099	25.117	22.665	25.278	306.0
21	1'34.072	21.236	25.183	22.401	25.252	307.2
22	1'33.968	21.323	25.097	22.293	25.255	308.2
23	1'34.201	21.633	25.185	22.272	25.111	309.3
24	1'33.884	21.092	25.233	22.346	25.213	307.8
25	1'33.734	20.997	25.196	22.336	25.205	307.8
26	1'34.197	21.206	25.411	22.375	25.205	306.3
27	1'34.199	21.213	25.177	22.502	25.307	308.9
28	1'34.182	21.133	25.154	22.408	25.487	307.0
29	1'34.492	21.204	25.374	22.515	25.399	305.6
30	1'34.754	21.238	25.270	22.640	25.606	305.7

## 18th 44 Pol ESPARGARO Red Bull KTM Factory SPA

Run #	1	Front Tyre	Slick-Hard	Rear Tyre	Slick-Soft	
1	1'53.608	37.193	25.262	22.160	24.925	
2	1'32.580	20.814	24.801	22.090	24.875	312.3
3	1'32.718	20.839	24.737	22.230	24.912	312.3
4	1'32.812	20.841	24.870	22.187	24.914	314.0
5	1'32.775	20.990	24.738	22.120	24.927	313.3

## 19th 4 Andrea DOVIZIOSO Ducati Team ITA

Run #	1	Front Tyre	Slick-Hard	Rear Tyre	Slick-Soft		
1	1'38.618	26.473	25.106	22.238	24.801	226.0	
2	1'32.425	20.918	24.800	22.042	24.665	317.8	
3	1'31.777	20.760	24.520	21.877	24.620	319.6	
4	1'31.789	20.720	24.544	21.989	24.536	326.0	
5	1'32.198	20.897	24.507	22.082	24.712	320.8	
6	1'31.873	20.766	24.463	21.923	24.721	318.8	
7	1'31.983	20.784	24.527	22.017	24.655	320.2	
8	1'31.834	20.788	24.526	21.899	24.621	320.6	
9	1'32.060	20.815	24.533	22.014	24.698	319.9	
10	1'31.951	20.747	24.549	21.959	24.696	320.3	
11	1'32.173	20.913	24.587	22.041	24.632	321.8	
12	1'32.104	20.682	24.580	22.157	24.685	320.8	
13	1'32.061	20.806	24.586	21.922	24.747	320.8	
14	1'31.853	20.768	24.516	21.868	24.701	320.0	
15	1'32.040	20.746	24.571	21.945	24.778	320.6	
16	1'31.960	20.797	24.568	21.874	24.721	318.5	
17	1'31.990	20.795	24.555	21.992	24.648	320.8	
18	1'32.083	20.809	24.546	22.024	24.704	320.3	
19	1'32.087	20.841	24.613	21.946	24.687	321.1	
20	1'32.315	20.837	24.666	22.012	24.800	320.6	
21	1'32.040	20.747	24.626	21.978	24.689	319.3	
22	1'32.197	20.880	24.567	21.891	24.859	320.0	
23	1'32.194	20.804	24.757	21.792	24.841	319.6	
24	1'32.691	21.016	24.854	21.963	24.858	317.1	
25	2'58.869	P	20.842	24.605	1'36.283	37.139	317.5

## 20th 99 Jorge LORENZO Ducati Team SPA

Run #	1	Front Tyre	Slick-Hard	Rear Tyre	Slick-Soft	
1	1'38.508	26.294	25.203	22.187	24.824	219.3
2	1'32.128	20.885	24.754	21.873	24.616	316.8

**Fastest Lap:** Dani PEDROSA Repsol Honda Team SPA 1'31.823 20.811 24.462 21.922 24.628

These data/results cannot be reproduced, stored and/or transmitted in whole or in part by any manner of electronic, mechanical, photocopying, recording, broadcasting or otherwise now known or herein after developed without the previous express consent by the copyright owner, except for reproduction in daily press and regular printed publications on sale to the public within 60 days of the event related to those data/results and always provided that copyright symbol appears together as follows below.  
© DORNA, 2017



## Race

## MotoGP

Lap	Lap Time	T1	T2	T3	T4	Speed	Lap	Lap Time	T1	T2	T3	T4	Speed
3	1'31.941	20.862	24.578	21.951	24.550	317.8	2	1'33.780	21.137	25.365	22.320	24.958	313.4
4	1'31.857	20.803	24.537	22.017	24.500	317.8	3	1'33.309	21.045	25.087	22.340	24.837	313.7
5	1'32.041	20.918	24.583	21.985	24.555	316.3	4	1'33.273	20.905	25.041	22.336	24.991	314.6
6	1'31.919	20.829	24.524	21.975	24.591	315.9	5	1'33.452	20.985	25.171	22.290	25.006	313.7
7	1'32.043	20.892	24.572	22.002	24.577	317.1	6	1'33.172	20.933	24.935	22.317	24.987	314.7
8	1'31.810	20.802	24.527	21.920	24.561	317.5	7	1'33.012	20.947	24.945	22.175	24.945	315.4
9	1'32.050	20.852	24.623	22.005	24.570	316.3	8	1'33.103	20.903	25.024	22.196	24.980	315.2
10	1'31.903	20.836	24.584	21.903	24.580	316.3	9	1'32.944	21.006	24.903	22.095	24.940	314.9
11	1'32.217	20.854	24.665	22.078	24.620	315.9	10	1'33.257	21.010	24.975	22.225	25.047	314.0
12	1'32.096	20.814	24.610	22.028	24.644	315.2	11	1'33.303	20.998	25.020	22.182	25.103	313.7
13	1'31.907	20.804	24.552	21.978	24.573	316.3	12	1'33.003	20.976	24.939	22.152	24.936	314.7
14	1'31.868	20.810	24.546	21.910	24.602	317.8	13	1'32.861	20.882	24.882	22.131	24.966	315.2
15	1'32.020	20.848	24.576	21.934	24.662	317.2	14	1'32.883	20.873	24.865	22.145	25.000	315.2
16	1'32.085	20.894	24.597	21.951	24.643	316.6							
17	1'32.010	20.823	24.629	21.968	24.590	315.4							
18	1'32.104	20.800	24.637	22.042	24.625	316.0							
19	1'32.064	20.912	24.627	21.961	24.564	316.6							
20	1'32.240	20.887	24.728	21.994	24.631	316.0							
21	1'31.928	20.804	24.640	21.986	24.498	316.5							
22	1'32.180	20.914	24.689	21.897	24.680	318.2							
23	1'32.019	20.863	24.695	21.842	24.619	316.6							
24	1'32.083	20.855	24.612	22.051	24.565	317.9							
-1	unfinished	21.064				317.9							

**23rd 45 Scott REDDING** OCTO Pramac Racin GBR

Run #	1	Front Tyre	Slick-Hard	Rear Tyre	Slick-Soft	
1	1'40.864	27.705	25.622	22.529	25.008	242.0
2	1'33.359	21.202	25.294	22.106	24.757	315.4
3	1'33.034	21.085	24.910	22.253	24.786	318.7
4	1'32.697	20.960	24.779	22.086	24.872	316.5

**24th 41 Aleix ESPARGARO** Aprilia Racing Team SPA

Run #	1	Front Tyre	Slick-Hard	Rear Tyre	Slick-Soft	
1	1'39.850	26.938	25.351	22.382	25.179	222.2
2	1'32.565	21.088	24.827	22.012	24.638	311.7
3	1'32.526	21.020	24.782	22.086	24.638	317.9

**25th 36 Mika KALLIO** Red Bull KTM Factory FIN

Run #	1	Front Tyre	Slick-Hard	Rear Tyre	Slick-Soft	
1	1'40.705	27.538	25.664	22.574	24.929	234.9
2	1'34.067	21.453	25.272	22.295	25.047	307.9

**21st 22 Sam LOWES** Aprilia Racing Team GBR

Run #	1	Front Tyre	Slick-Hard	Rear Tyre	Slick-Soft	
1	1'42.350	28.410	26.150	22.579	25.211	237.5
2	1'33.881	21.124	25.347	22.295	25.115	315.0
3	1'33.690	21.077	25.132	22.330	25.151	311.7
4	1'37.786	21.101	28.657	22.906	25.122	312.9
5	1'33.817	21.000	25.097	22.355	25.365	309.2
6	1'33.342	20.963	25.060	22.194	25.125	307.1
7	1'33.343	21.004	25.038	22.251	25.050	309.0
8	1'33.194	20.932	24.967	22.111	25.184	309.0
9	1'33.188	20.989	24.934	22.162	25.103	307.5
10	1'34.084	20.947	24.961	23.110	25.066	307.5
11	1'33.236	21.084	24.953	22.150	25.049	308.1
12	1'33.373	20.998	24.875	22.195	25.305	311.0
13	1'33.286	20.984	25.016	22.259	25.027	309.5
14	1'33.129	20.941	25.015	22.132	25.041	310.9
15	1'33.307	21.006	24.969	22.114	25.218	308.1
16	1'33.205	21.069	24.953	22.077	25.106	309.2
17	1'33.478	21.011	25.071	22.252	25.144	310.7
18	1'33.107	20.928	25.015	22.132	25.032	310.2
19	1'33.419	21.140	25.010	22.112	25.157	308.9
20	1'33.328	20.964	24.963	22.223	25.178	310.6
21	1'59.085	20.948	24.946	47.191	26.000	310.3
22	1'34.235	21.107	25.274	22.545	25.309	304.6
-1	unfinished	21.144				306.3

**22nd 19 Alvaro BAUTISTA** Pull&Bear Aspar Tea SPA

Run #	1	Front Tyre	Slick-Hard	Rear Tyre	Slick-Medium	
1	2'16.930	28.334	59.363	23.788	25.445	240.4

**Fastest Lap:** Dani PEDROSA Repsol Honda Team SPA 1'31.823 20.811 24.462 21.922 24.628

These data/results cannot be reproduced, stored and/or transmitted in whole or in part by any manner of electronic, mechanical, photocopying, recording, broadcasting or otherwise now known or herein after developed without the previous express consent by the copyright owner, except for reproduction in daily press and regular printed publications on sale to the public within 60 days of the event related to those data/results and always provided that copyright symbol appears together as follows below.  
© DORNA, 2017

Official MotoGP Timing by TISSOT  
www.motogp.com

Cheste, Sunday, November 12, 2017

Page 7 of 7









---

---

**Num Lap Time Gap**

---

---

60 1'34.182 47.186

---

**Lap 29**

---

5 1'32.273  
26 1'32.279 0.098  
93 1'34.210 7.029  
42 1'32.668 12.955  
46 1'32.427 13.552  
29 1'32.252 13.913  
43 1'33.328 15.959  
35 1'32.811 16.531  
51 1'34.075 24.299  
53 1'33.152 25.915  
38 1'34.023 29.198  
25 1'37.086 30.749  
9 1'34.379 35.327  
17 1'33.942 39.445  
76 1'33.555 45.919  
8 1'33.461 46.540  
60 1'34.492 49.405

---

**Lap 30**

---

26 1'31.927  
5 1'32.362 0.337  
93 1'35.857 10.861  
42 1'32.637 13.567  
46 1'32.290 13.817  
29 1'32.628 14.516  
43 1'33.153 17.087  
35 1'32.724 17.230  
51 1'33.668 25.942  
53 1'33.130 27.020  
38 1'33.662 30.835  
25 1'36.288 35.012  
9 1'34.774 38.076  
17 1'34.568 41.988  
8 1'33.188 47.703  
76 1'33.815 47.709  
60 1'34.754 52.134

Lapped rider

These data/results cannot be reproduced, stored and/or transmitted in whole or in part by any manner of electronic, mechanical, photocopying, recording, broadcasting or otherwise now known or herein after developed without the previous express consent by the copyright owner, except for reproduction in daily press and regular printed publications on sale to the public within 60 days of the event related to those data/results and always provided that copyright symbol appears together as follows below.

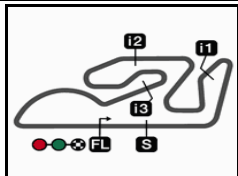
© DORNA, 2017

Official MotoGP Timing by **TISSOT**  
www.motogp.com

**Cheste, Sunday, November 12, 2017**

Page 3 of 3





4005 m.

## GRAN PREMIO MOTUL DE LA COMUNITAT VALENCIANA

MotoGP™

## 2017 Independent Team Rider

36

Rider	Nation	Point	Leader Previous	QAT	ARG	AME	SPA	FRA	ITA	CAT	NED	GER	CZE	AUT	GBR	RSM	ARA	JPN	AUS	MAL	VAL	
1 ZARCO Johann	FRA	174		-	11	11	13	20	9	11	2	7	4	11	10	1	7	8	13	16	20	
2 PETRUCCI Danilo	ITA	124	50	50	-	9	8	9	-	16	-	20	4	9	-	20	-	16	-	10	3	
3 CRUTCHLOW Cal	GBR	112	62	12	-	16	13	-	11	-	5	13	6	11	1	13	3	-	-	11	1	8
4 FOLGER Jonas	GER	84	90	28	6	10	5	8	9	3	10	-	20	6	-	7	-	-	-	-	-	
5 MILLER Jack	AUS	82	92	2	8	7	6	-	8	1	-	10	1	2	-	10	3	-	9	8	9	
6 BAUTISTA Alvaro	SPA	75	99	7	-	13	1	-	-	11	9	-	10	-	8	6	4	8	-	-	5	-
7 REDDING Scott	GBR	64	110	11	9	8	4	5	-	4	3	-	-	4	8	9	2	-	5	3	-	
8 ESPARGARO Aleix	SPA	62	112	2	10	-	-	7	-	-	6	9	8	3	-	-	10	9	-	-	-	
9 BAZ Loris	FRA	45	129	17	4	5	-	3	7	-	4	8	-	7	1	-	-	6	-	-	-	
10 RABAT Tito	SPA	35	139	10	1	4	3	-	5	5	1	4	-	-	4	-	1	1	-	-	6	
11 ABRAHAM Karel	CZE	32	142	3	2	6	-	1	-	-	2	9	-	3	2	3	-	-	-	2	-	2
12 BARBERA Hector	SPA	28	146	4	3	3	2	4	-	2	7	-	-	-	2	-	-	2	-	2	1	
13 KALLIO Mika	FIN	6	168	22	-	-	-	-	-	-	-	-	-	6	-	-	-	-	-	-	-	
14 LOWES Sam	GBR	5	169	1	-	-	-	-	2	-	-	-	-	-	-	-	-	3	-	-	-	

## 2017 Rookie of the Year Classification

Rider	Nation	Point	Leader Previous	QAT	ARG	AME	SPA	FRA	ITA	CAT	NED	GER	CZE	AUT	GBR	RSM	ARA	JPN	AUS	MAL	VAL
1 ZARCO Johann	FRA	174		-	11	11	13	20	9	11	2	7	4	11	10	1	7	8	13	16	20
2 FOLGER Jonas	GER	84	90	90	6	10	5	8	9	3	10	-	20	6	-	7	-	-	-	-	-
3 RINS Alex	SPA	59	115	25	7	-	-	-	-	-	-	-	5	-	7	8	-	11	8	-	13
4 LOWES Sam	GBR	5	169	54	-	-	-	-	2	-	-	-	-	-	-	-	-	3	-	-	-

These data/results cannot be reproduced, stored and/or transmitted in whole or in part by any manner of electronic, mechanical, photocopying, recording, broadcasting or otherwise now known or herein after developed without the previous express consent by the copyright owner, except for reproduction in daily press and regular printed publications on sale to the public within 60 days of the event related to those data/results and always provided that copyright symbol appears together as follows below.

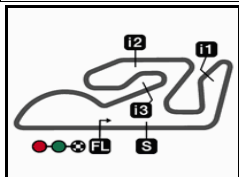
© DORNA, 2017

Official MotoGP Timing by TISSOT  
www.motogp.com



Cheste, Sunday, November 12, 2017

Circuit Ricardo Tormo



4005 m.

Results and timing service provided by **TISSOT**

After the **GRAN PREMIO MOTUL DE LA COMUNITAT VALENCIANA**

**MotoGP™**

**2017 Riders Performance**

(Qualifying Position - Starting Position - Race Position)

**37**

Rider	Points	QAT	ARG	AME	SPA	FRA	ITA	CAT	NED	GER	CZE	AUT	GBR	RSM	ARA	JPN	AUS	MAL	VAL
1 <b>MARQUEZ Marc</b>	298	3	1	1	2	5	6	4	2	1	1	1	1	3	5	3	1	7	1
		3-4	1-NC	1-1	2-2	5-NC	6-6	4-2	2-3	1-1	1-1	1-2	1-NC	3-1	5-1	3-2	1-1	7-4	1-3
2 <b>DOVIZIOSO Andrea</b>	261	5	13	7	14	6	3	7	9	10	4	2	6	2	7	9	11	3	9
		5-2	13-NC	7-6	14-5	6-4	3-1	7-1	9-5	10-8	4-6	2-1	6-1	2-3	7-7	9-1	11-13	3-1	9-NC
3 <b>VIÑALES Maverick</b>	230	1	6	2	4	1	1	9	11	11	7	4	4	1	1	14	2	5	13
		1-1	6-1	2-NC	4-6	1-1	1-2	9-10	11-NC	11-4	7-3	4-6	4-2	1-4	1-4	14-9	2-3	5-9	13-12
4 <b>PEDROSA Dani</b>	210	7	5	4	1	13	5	1	12	3	3	8	7	7	6	6	12	1	5
		7-5	5-NC	4-3	1-1	13-3	5-NC	1-3	12-13	3-3	3-2	8-3	7-7	7-14	6-2	6-NC	12-12	1-5	5-1
5 <b>ROSSI Valentino</b>	208	10	7	3	7	2	2	13	4	9	2	7	2		3	12	7	4	7
		10-3	7-2	3-2	7-10	2-NC	2-4	13-8	4-1	9-5	2-4	7-7	2-3	-	3-5	12-NC	7-2	4-7	7-5
6 <b>ZARCO Johann</b>	174	4	14	5	6	3	11	14	1	19	10	6	8	6	11	1	3	2	2
		4-NC	14-5	5-5	6-4	3-2	11-7	14-5	1-14	19-9	10-12	6-5	8-6	6-15	11-9	1-8	3-4	2-3	2-2
7 <b>LORENZO Jorge</b>	137	12	16	6	8	16	7	2	21	6	6	3	5	5	2	5	16	6	4
		12-11	16-NC	6-9	8-3	16-6	7-8	2-4	21-15	6-11	6-15	3-4	5-5	5-NC	2-3	5-6	16-15	6-2	4-NC
8 <b>PETRUCCI Danilo</b>	124	11	4	13	13	19	9	3	3	2	8	5	18	8	16	2	18	13	15
		11-NC	4-7	13-8	13-7	19-NC	9-3	3-NC	3-2	2-12	8-7	5-NC	17-NC	8-2	16-20	2-3	18-21	23-6	15-13
9 <b>CRUTCHLOW Cal</b>	112	9	3	9	3	4	13	17	8	4	5	9	3	4	4	15	10	10	16
		9-NC	3-3	9-4	3-NC	4-5	13-NC	17-11	8-4	4-10	5-5	9-15	3-4	4-13	4-NC	15-NC	10-5	10-15	16-8
10 <b>FOLGER Jonas</b>	84	8	11	8	9	15	15	8	6	5	14	13		16	18				
		8-10	11-6	8-11	9-8	15-7	15-13	8-6	6-NC	5-2	14-10	13-NC	-NS	16-9	18-16	-	-	-	-
11 <b>MILLER Jack</b>	82	16	17	12	10	11	19	15	13	13	15	19	17	14	13		5	11	12
		16-8	17-9	12-10	10-NC	11-8	19-15	15-NC	13-6	13-15	15-14	19-NC	16-16	14-6	13-13	-	5-7	11-8	12-7
12 <b>BAUTISTA Alvaro</b>	75	13	10	19	17	14	8	10	7	12	9	17	14	10	9	16	22	15	21
		13-NC	10-4	19-15	17-NC	14-NL	8-5	10-7	7-NC	12-6	9-NC	17-8	13-10	10-12	9-8	16-NC	22-17	15-11	21-NC

NC=Not classified NL=Not finished first lap NP=Not started race re-start N2=Not finished first lap race re-start EX=Excluded NS=Not Started DS=Disqualified

These data/results cannot be reproduced, stored and/or transmitted in whole or in part by any manner of electronic, mechanical, photocopying, recording, broadcasting or otherwise now known or herein after developed without the previous express consent by the copyright owner, except for reproduction in daily press and regular printed publications on sale to the public within 60 days of the event related to those data/results and always provided that copyright symbol appears together as follows below.  
© DORNA, 2017

Official MotoGP Timing by **TISSOT**  
www.motogp.com



	Rider	Points	QAT	ARG	AME	SPA	FRA	ITA	CAT	NED	GER	CZE	AUT	GBR	RSM	ARA	JPN	AUS	MAL	VAL
13	IANNONE Andrea	70	2 2-NC	12 12-16	11 11-7	5 5-NC	17 17-10	16 16-10	12 12-16	16 16-9	16 16-NC	20 20-19	10 10-11	15 14-NC	21 21-NC	10 10-12	11 11-4	4 4-6	9 9-17	3 3-6
14	REDDING Scott	64	6 6-7	15 15-8	10 10-12	11 11-11	7 7-NC	20 20-12	11 11-13	5 5-NC	23 23-20	23 23-16	15 15-12	12 11-8	19 19-7	22 22-14	22 22-16	20 20-11	14 14-13	22 22-NC
15	ESPARGARO Aleix	62	15 15-6	8 8-NC	22 22-17	12 12-9	18 18-NC	12 12-NC	5 5-NC	15 15-10	8 8-7	11 11-8	20 20-13	9 9-NC	9 9-NC	8 8-6	4 4-7	8 8-NC	-	8 8-NC
16	RINS Alex	59	18 18-9	23 23-NC	-	-	-	-	-	17 17-17	22 22-21	13 13-11	21 21-16	13 12-9	20 20-8	20 20-17	10 10-5	13 13-8	8 8-DS	10 10-4
17	ESPARGARO Pol	55	22 22-16	18 18-14	21 21-NC	15 15-NC	8 8-12	18 18-NC	20 20-18	19 19-11	7 7-13	18 18-9	16 16-NC	11 10-11	17 17-11	14 14-10	8 8-11	6 6-9	12 12-10	11 26-NC
18	BAZ Loris	45	14 14-12	9 9-11	14 14-NC	20 20-13	12 12-9	17 17-18	16 16-12	14 14-8	14 14-19	12 12-NC	12 12-9	21 20-15	15 15-16	17 17-21	13 13-10	17 17-18	17 17-NC	23 23-16
19	RABAT Tito	35	19 19-15	20 20-12	16 16-13	18 18-NC	22 22-11	10 10-11	19 19-15	23 23-12	24 24-18	21 21-17	24 24-19	22 21-12	18 18-NC	21 21-15	19 19-15	14 14-16	19 19-18	14 14-10
20	ABRAHAM Karel	32	17 17-14	2 2-10	17 17-NC	19 19-15	9 9-NC	21 21-16	18 18-14	18 18-7	20 20-17	17 17-13	11 11-14	20 19-13	12 12-17	15 15-NC	20 20-NC	15 15-14	21 21-NC	18 18-14
21	SMITH Bradley	29	23 23-17	19 19-15	18 18-16	16 16-14	10 10-13	23 23-20	-NS	22 22-NC	15 15-14	19 19-NC	22 22-18	19 18-17	22 22-10	23 23-19	7 7-17	9 9-10	16 16-12	17 17-11
22	BARBERA Hector	28	20 20-13	21 21-13	15 15-14	21 21-12	20 20-NC	14 14-14	6 6-9	20 20-16	18 18-DS	16 16-20	14 14-17	16 15-14	13 13-NC	19 19-18	17 17-14	19 19-20	20 20-14	20 20-15
23	PIRRO Michele	25	-	-	-	-	-	4 4-9	-	-	-	-	-	-	11 11-5	-	-	-	-	6 6-9
24	KALLIO Mika	11	-	-	-	-	-	-	-	-	17 17-16	-	18 18-10	-	-	12 12-11	-	-	-	19 19-NC
25	LOWES Sam	5	21 21-18	22 22-NC	20 20-NC	22 22-16	21 21-14	22 22-19	21 21-19	10 10-NC	21 21-NC	22 22-18	23 23-20	23 22-NC	23 23-NC	24 24-22	18 18-13	23 23-19	18 18-NC	24 24-NC
26	NAKASUGA Katsuyuki	4	-	-	-	-	-	-	-	-	-	-	-	-	-	-	23 23-12	-	-	-
27	GUINTOLI Sylvain	1	-	-	-	-	23 23-15	24 24-17	22 22-17	-	-	-	-	-	-	-	-	-	-	-
28	VAN DER MARK Michael	0	-	-	-	-	-	-	-	-	-	-	-	-	-	-	-	-	22 22-16	25 25-17

NC=Not classified NL=Not finished first lap NP=Not started race re-start N2=Not finished first lap race re-start EX=Excluded NS=Not Started DS=Disqualified

These data/results cannot be reproduced, stored and/or transmitted in whole or in part by any manner of electronic, mechanical, photocopying, recording, broadcasting or otherwise now known or herein after developed without the previous express consent by the copyright owner, except for reproduction in daily press and regular printed publications on sale to the public within 60 days of the event related to those data/results and always provided that copyright symbol appears together as follows below.  
© DORNA, 2017

Official MotoGP Timing by TISSOT  
www.motogp.com



	<b>Rider</b>	<i>Points</i>	QAT	ARG	AME	SPA	FRA	ITA	CAT	NED	GER	CZE	AUT	GBR	RSM	ARA	JPN	AUS	MAL	VAL
29	<b>TSUDA Takuya</b>	<b>0</b>				23														
			-	-	-	23-17	-	-	-	-	-	-	-	-	-	-	-	-	-	-
30	<b>AOYAMA Hiroshi</b>	<b>0</b>															21			
			-	-	-	-	-	-	-	-	-	-	-	-	-	-	21-18	-	-	-
31	<b>PARKES Broc</b>	<b>0</b>																21		
			-	-	-	-	-	-	-	-	-	-	-	-	-	-	-	21-22	-	-

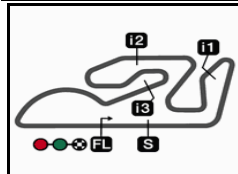
**NC=Not classified NL=Not finished first lap NP=Not started race re-start N2=Not finished first lap race re-start EX=Excluded NS=Not Started DS=Disqualified**

These data/results cannot be reproduced, stored and/or transmitted in whole or in part by any manner of electronic, mechanical, photocopying, recording, broadcasting or otherwise now known or herein after developed without the previous express consent by the copyright owner, except for reproduction in daily press and regular printed publications on sale to the public within 60 days of the event related to those data/results and always provided that copyright symbol appears together as follows below.  
© DORNA, 2017

Official MotoGP Timing by **TISSOT**  
www.motogp.com

**Cheste, Sunday, November 12, 2017**





4005 m.

# GRAN PREMIO MOTUL DE LA COMUNITAT VALENCIANA

## Official Starting Grid

Race : 30 laps = 120.15 km

MotoGP™



1	3 1'30.399 29 <b>Andrea IANNONE</b> Suzuki	2 1'30.246 5 <b>Johann ZARCO</b> Yamaha	1 1'29.897 93 <b>Marc MARQUEZ</b> Honda
2	6 1'30.764 51 <b>Michele PIRRO</b> Ducati	5 1'30.589 26 <b>Dani PEDROSA</b> Honda	4 1'30.460 99 <b>Jorge LORENZO</b> Ducati
3	9 1'30.961 4 <b>Andrea DOVIZIOSO</b> Ducati	8 1'30.857 41 <b>Aleix ESPARGARO</b> Aprilia	7 1'30.848 46 <b>Valentino ROSSI</b> Yamaha
4	12 1'31.190 43 <b>Jack MILLER</b> Honda	11 1'31.044 44 <b>Po ESPARGARO</b> KTM	10 1'30.972 42 <b>Alex RINS</b> Suzuki
5	15 1'31.216 9 <b>Danilo PETRUCCI</b> Ducati	14 1'31.197 53 <b>Tito RABAT</b> Honda	13 1'31.030 25 <b>Maverick VIÑALES</b> Yamaha
6	18 1'31.325 17 <b>Karel ABRAHAM</b> Ducati	17 1'31.300 38 <b>Bradley SMITH</b> KTM	16 1'31.297 35 <b>Cal CRUTCHLOW</b> Honda
7	21 1'31.578 19 <b>Alvaro BAUTISTA</b> Ducati	20 1'31.487 8 <b>Hector BARBERA</b> Ducati	19 1'31.361 36 <b>Mika KALLIO</b> KTM
8	24 1'31.816 22 <b>Sam LOWES</b> Aprilia	23 1'31.775 76 <b>Loris BAZ</b> Ducati	22 1'31.625 45 <b>Scott REDDING</b> Ducati

FIM MotoGP Stewards pit lane start penalty for rider #44

The results are provisional until the end of the limit for protest and appeals and until the ratification of the Event Management Committee.

Time limit for protest expires 60' at the latest after publication of the results - Mr. .... Time: .....

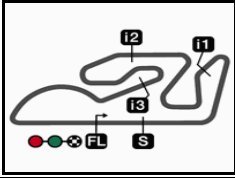
These data/results cannot be reproduced, stored and/or transmitted in whole or in part by any manner of electronic, mechanical, photocopying, recording, broadcasting or otherwise now known or herein after developed without the previous express consent by the copyright owner, except for reproduction in daily press and regular printed publications on sale to the public within 60 days of the event related to those data/results and always provided that copyright symbol appears together as follows below.

© DORNA, 2017

Official MotoGP Timing by TISSOT  
www.motogp.com

Chestre, Sunday, November 12, 2017

Page 1 of 2



**GRAN PREMIO MOTUL DE LA COMUNITAT VALENCIANA**  
**Official Starting Grid**

4005 m.

Race : 30 laps = 120.15 km

9

**25**

1'32.504

**60 Michael VAN DER MARK**

Yamaha

**FIM MotoGP Stewards pit lane start penalty for rider #44**

The results are provisional until the end of the limit for protest and appeals and until the ratification of the Event Management Committee.

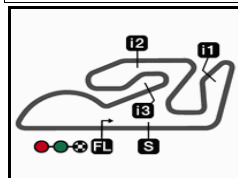
Time limit for protest expires 60' at the latest after publication of the results - Mr. .... Time: .....

These data/results cannot be reproduced, stored and/or transmitted in whole or in part by any manner of electronic, mechanical, photocopying, recording, broadcasting or otherwise now known or herein after developed without the previous express consent by the copyright owner, except for reproduction in daily press and regular printed publications on sale to the public within 60 days of the event related to those data/results and always provided that copyright symbol appears together as follows below.

© DORNA, 2017

Official MotoGP Timing by **TISSOT**  
www.motogp.com





4005 m.

## GRAN PREMIO MOTUL DE LA COMUNITAT VALENCIANA

## Race

## Top Speed &amp; Average



Rider	Nation	Motorcycle	Top 5 speeds					Average	Top
4 <b>Andrea DOVIZIOSO</b>	ITA	DUCATI	326.0	321.8	321.1	320.8	320.8	321.7	326.0
42 <b>Alex RINS</b>	SPA	SUZUKI	324.6	321.4	317.9	316.6	316.0	319.3	324.6
8 <b>Hector BARBERA</b>	SPA	DUCATI	322.3	322.1	321.8	321.1	320.6	321.6	322.3
51 <b>Michele PIRRO</b>	ITA	DUCATI	321.2	320.2	320.2	319.1	319.0	319.9	321.2
9 <b>Daniilo PETRUCCI</b>	ITA	DUCATI	321.1	319.1	318.7	318.7	318.1	319.1	321.1
26 <b>Dani PEDROSA</b>	SPA	HONDA	320.9	319.9	319.9	319.4	319.3	319.8	320.9
29 <b>Andrea IANNONE</b>	ITA	SUZUKI	319.3	318.1	317.4	316.6	315.7	317.1	319.3
44 <b>Poli ESPARGARO</b>	SPA	KTM	319.0	318.7	316.0	315.6	315.6	317.0	319.0
45 <b>Scott REDDING</b>	GBR	DUCATI	318.7	316.5	315.4	242.0		298.2	318.7
17 <b>Karel ABRAHAM</b>	CZE	DUCATI	318.5	317.1	316.8	316.0	315.2	316.7	318.5
99 <b>Jorge LORENZO</b>	SPA	DUCATI	318.2	317.9	317.9	317.8	317.8	317.9	318.2
46 <b>Valentino ROSSI</b>	ITA	YAMAHA	318.1	317.9	317.4	316.5	315.9	317.2	318.1
41 <b>Aleix ESPARGARO</b>	SPA	APRILIA	317.9	311.7	222.2			283.9	317.9
35 <b>Cal CRUTCHLOW</b>	GBR	HONDA	317.8	317.6	317.6	317.2	317.1	317.5	317.8
38 <b>Bradley SMITH</b>	GBR	KTM	317.1	315.2	315.0	315.0	314.9	315.4	317.1
43 <b>Jack MILLER</b>	AUS	HONDA	316.8	316.6	316.2	316.0	315.9	316.2	316.8
93 <b>Marc MARQUEZ</b>	SPA	HONDA	316.0	315.9	315.7	315.6	315.6	315.8	316.0
36 <b>Mika KALLIO</b>	FIN	KTM	307.9	234.9				271.4	315.7
53 <b>Tito RABAT</b>	SPA	HONDA	315.6	314.1	314.0	313.4	313.4	314.1	315.6
19 <b>Alvaro BAUTISTA</b>	SPA	DUCATI	315.4	315.2	315.2	315.2	314.9	315.2	315.4
25 <b>Maverick VIÑALES</b>	SPA	YAMAHA	315.3	315.3	315.0	314.0	314.0	314.6	315.3
22 <b>Sam LOWES</b>	GBR	APRILIA	315.0	312.9	311.7	311.0	310.9	312.3	315.0
76 <b>Loris BAZ</b>	FRA	DUCATI	314.4	314.1	314.1	313.9	313.9	314.1	314.4
5 <b>Johann ZARCO</b>	FRA	YAMAHA	313.0	312.9	311.7	310.3	309.9	311.3	313.0
60 <b>Michael VAN DER MARK</b>	NED	YAMAHA	312.1	311.0	309.7	309.6	309.6	310.3	312.1

These data/results cannot be reproduced, stored and/or transmitted in whole or in part by any manner of electronic, mechanical, photocopying, recording, broadcasting or otherwise now known or herein after developed without the previous express consent by the copyright owner, except for reproduction in daily press and regular printed publications on sale to the public within 60 days of the event related to those data/results and always provided that copyright symbol appears together as follows below.

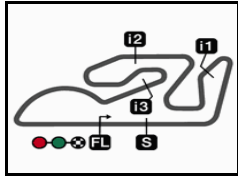
© DORNA, 2017

Official MotoGP Timing by TISSOT  
www.motogp.com



Cheste, Sunday, November 12, 2017






4005 m.

## GRAN PREMIO MOTUL DE LA COMUNITAT VALENCIANA

## Race

## Fastest Laps Sequence

Lap	Race Time	 Rider	Nation	Motorcycle	Time	Km/h	Riders's Lap
2	<b>3'09.719</b>	93 <b>Marc MARQUEZ</b>	SPA	HONDA	<b>1'31.920</b>	156.8	2
3	<b>4'41.587</b>	93 <b>Marc MARQUEZ</b>	SPA	HONDA	<b>1'31.868</b>	156.9	3
3	<b>4'41.771</b>	5 <b>Johann ZARCO</b>	FRA	YAMAHA	<b>1'31.863</b>	156.9	3
3	<b>4'42.173</b>	26 <b>Dani PEDROSA</b>	SPA	HONDA	<b>1'31.823</b>	157.0	3
3	<b>4'42.820</b>	4 <b>Andrea DOVIZIOSO</b>	ITA	DUCATI	<b>1'31.777</b>	157.0	3
4	<b>6'13.347</b>	5 <b>Johann ZARCO</b>	FRA	YAMAHA	<b>1'31.576</b>	157.4	4

These data/results cannot be reproduced, stored and/or transmitted in whole or in part by any manner of electronic, mechanical, photocopying, recording, broadcasting or otherwise now known or herein after developed without the previous express consent by the copyright owner, except for reproduction in daily press and regular printed publications on sale to the public within 60 days of the event related to those data/results and always provided that copyright symbol appears together as follows below.

© DORNA, 2017

Official MotoGP Timing by TISSOT  
www.motogp.com

Cheste, Sunday, November 12, 2017

