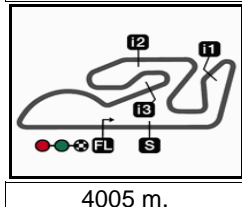


GRAN PREMIO MOTUL DE LA COMUNITAT VALENCIANA

Warm Up
Classification

25



4005 m.

		Rider	Nation	Team	Motorcycle	Time	Lap Total	Gap	Top Speed
1	93	Marc MARQUEZ	SPA	Repsol Honda Team	HONDA	1'31.263	12 13		316.2
2	42	Alex RINS	SPA	Team SUZUKI ECSTAR	SUZUKI	1'31.448	6 13	0.185 0.185	319.6
3	29	Andrea IANNONE	ITA	Team SUZUKI ECSTAR	SUZUKI	1'31.548	12 12	0.285 0.100	313.4
4	4	Andrea DOVIZIOSO	ITA	Ducati Team	DUCATI	1'31.599	11 13	0.336 0.051	320.3
5	26	Dani PEDROSA	SPA	Repsol Honda Team	HONDA	1'31.613	12 12	0.350 0.014	317.6
6	5	Johann ZARCO	FRA	Monster Yamaha Tech 3	YAMAHA	1'31.697	12 13	0.434 0.084	310.3
7	36	Mika KALLIO	FIN	Red Bull KTM Factory Racing	KTM	1'31.827	6 12	0.564 0.130	316.6
8	46	Valentino ROSSI	ITA	Movistar Yamaha MotoGP	YAMAHA	1'31.884	10 12	0.621 0.057	311.7
9	53	Tito RABAT	SPA	EG 0,0 Marc VDS	HONDA	1'31.894	11 13	0.631 0.010	313.3
10	35	Cal CRUTCHLOW	GBR	LCR Honda	HONDA	1'31.984	10 11	0.721 0.090	315.6
11	41	Aleix ESPARGARO	SPA	Aprilia Racing Team Gresini	APRILIA	1'32.019	8 11	0.756 0.035	315.9
12	99	Jorge LORENZO	SPA	Ducati Team	DUCATI	1'32.026	5 8	0.763 0.007	316.0
13	43	Jack MILLER	AUS	EG 0,0 Marc VDS	HONDA	1'32.043	5 13	0.780 0.017	317.1
14	44	Poi ESPARGARO	SPA	Red Bull KTM Factory Racing	KTM	1'32.079	12 12	0.816 0.036	316.8
15	38	Bradley SMITH	GBR	Red Bull KTM Factory Racing	KTM	1'32.195	6 9	0.932 0.116	312.7
16	51	Michele PIRRO	ITA	Ducati Team	DUCATI	1'32.217	3 10	0.954 0.022	318.8
17	45	Scott REDDING	GBR	OCTO Pramac Racing	DUCATI	1'32.263	11 13	1.000 0.046	314.4
18	19	Alvaro BAUTISTA	SPA	Pull&Bear Aspar Team	DUCATI	1'32.267	12 13	1.004 0.004	318.8
19	25	Maverick VIÑALES	SPA	Movistar Yamaha MotoGP	YAMAHA	1'32.383	3 4	1.120 0.116	313.1
20	9	Danilo PETRUCCI	ITA	OCTO Pramac Racing	DUCATI	1'32.456	6 11	1.193 0.073	317.6
21	17	Karel ABRAHAM	CZE	Pull&Bear Aspar Team	DUCATI	1'32.562	8 13	1.299 0.106	318.1
22	76	Loris BAZ	FRA	Reale Avintia Racing	DUCATI	1'32.568	11 13	1.305 0.006	314.1
23	22	Sam LOWES	GBR	Aprilia Racing Team Gresini	APRILIA	1'32.630	11 12	1.367 0.062	309.6
24	8	Hector BARBERA	SPA	Reale Avintia Racing	DUCATI	1'32.728	3 8	1.465 0.098	320.0
25	60	Michael VAN DER MARK	NED	Monster Yamaha Tech 3	YAMAHA	1'33.522	6 13	2.259 0.794	306.8

Practice condition: Dry

Air: 15°

Humidity: 50%

Ground: 14°

Fastest Lap:	Lap: 12	Marc MARQUEZ	1'31.263	157.9 Km/h
Circuit Record Lap:	2016	Jorge LORENZO	1'31.171	158.1 Km/h
Circuit Best Lap:	2016	Jorge LORENZO	1'29.401	161.2 Km/h

The results are provisional until the end of the limit for protest and appeals.

Time limit for protest expires 30' after publication of the results - Time:

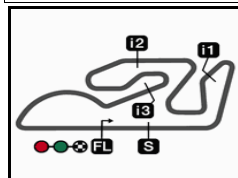
These data/results cannot be reproduced, stored and/or transmitted in whole or in part by any manner of electronic, mechanical, photocopying, recording, broadcasting or otherwise now known or herein after developed without the previous express consent by the copyright owner, except for reproduction in daily press and regular printed publications on sale to the public within 60 days of the event related to those data/results and always provided that copyright symbol appears together as follows below.

© DORNA, 2017

Official MotoGP Timing by TISSOT
www.motogp.com



Chestre, Sunday, November 12, 2017



4005 m.

GRAN PREMIO MOTUL DE LA COMUNITAT VALENCIANA

Warm Up

Top Speed & Average

26



Rider	Nation	Motorcycle	Top 5 speeds					Average	Top
4 Andrea DOVIZIOSO	ITA	DUCATI	320.3	319.7	318.8	317.9	317.8	318.9	320.3
8 Hector BARBERA	SPA	DUCATI	320.0	319.1	319.0	318.4	318.1	318.9	320.0
42 Alex RINS	SPA	SUZUKI	319.6	315.0	314.9	313.4	313.3	315.2	319.6
19 Alvaro BAUTISTA	SPA	DUCATI	318.8	318.5	317.8	316.9	316.6	317.7	318.8
51 Michele PIRRO	ITA	DUCATI	318.8	318.5	316.9	315.3	314.1	316.7	318.8
17 Karel ABRAHAM	CZE	DUCATI	318.1	316.2	315.6	314.4	313.9	315.6	318.1
9 Daniilo PETRUCCI	ITA	DUCATI	317.6	317.1	316.6	315.2	314.6	316.2	317.6
26 Dani PEDROSA	SPA	HONDA	317.6	316.9	316.8	316.6	316.2	316.8	317.6
43 Jack MILLER	AUS	HONDA	317.1	313.4	313.0	313.0	312.9	313.9	317.1
44 Po ESPARGARO	SPA	KTM	316.8	316.8	315.7	315.6	315.6	316.1	316.8
36 Mika KALLIO	FIN	KTM	316.6	316.3	315.7	315.2	314.7	315.7	316.6
93 Marc MARQUEZ	SPA	HONDA	316.2	314.7	313.9	313.0	312.1	314.0	316.2
99 Jorge LORENZO	SPA	DUCATI	316.0	315.6	315.4	315.4	200.9	292.7	316.0
41 Aleix ESPARGARO	SPA	APRILIA	315.9	311.9	311.6	310.9	310.9	312.2	315.9
35 Cal CRUTCHLOW	GBR	HONDA	315.6	315.0	314.3	313.4	313.3	314.3	315.6
45 Scott REDDING	GBR	DUCATI	314.4	314.0	314.0	313.9	313.7	314.0	314.4
76 Loris BAZ	FRA	DUCATI	314.1	313.9	311.1	310.9	310.6	312.1	314.1
29 Andrea IANNONE	ITA	SUZUKI	313.4	313.4	313.1	312.6	312.4	313.0	313.4
53 Tito RABAT	SPA	HONDA	313.3	311.6	311.3	311.0	310.7	311.6	313.3
25 Maverick VIÑALES	SPA	YAMAHA	313.1	312.4	311.6			312.4	313.1
38 Bradley SMITH	GBR	KTM	312.7	312.0	312.0	311.7	311.4	312.0	312.7
46 Valentino ROSSI	ITA	YAMAHA	311.7	311.3	309.9	309.7	309.7	310.5	311.7
5 Johann ZARCO	FRA	YAMAHA	310.3	309.7	309.6	308.8	308.8	309.3	310.3
22 Sam LOWES	GBR	APRILIA	309.6	309.5	309.5	309.3	308.9	309.4	309.6
60 Michael VAN DER MARK	NED	YAMAHA	306.8	306.7	306.5	306.4	306.3	306.5	306.8

These data/results cannot be reproduced, stored and/or transmitted in whole or in part by any manner of electronic, mechanical, photocopying, recording, broadcasting or otherwise now known or herein after developed without the previous express consent by the copyright owner, except for reproduction in daily press and regular printed publications on sale to the public within 60 days of the event related to those data/results and always provided that copyright symbol appears together as follows below.

© DORNA, 2017

Official MotoGP Timing by TISSOT
www.motogp.com



Cheste, Sunday, November 12, 2017

GRAN PREMIO MOTUL DE LA COMUNITAT VALENCIANA

Warm Up

Chronological Analysis of Performances

27

* Lap / Sector time cancelled

T1 Time from finish line to 1st intermediate

T3 Time from 2nd intermed. to 3rd intermed.

P Crossing the finish line in pit lane

T2 Time from 1st intermed. to 2nd intermed.

T4 Time from 3rd intermediate to finish line

Lap	Lap Time	T1	T2	T3	T4	Speed	Lap	Lap Time	T1	T2	T3	T4	Speed		
1st 93 Marc MARQUEZ Repsol Honda Team SPA Runs=2 Total laps=13 Full laps=11							Run # 2 Front Tyre Slick-Soft Rear Tyre Slick-Soft								
Run # 1 Front Tyre Slick-Soft Rear Tyre Slick-Soft															
1	2'01.187	P	23.248	28.035	23.937	30.243	8	2'49.185	26.649	26.893	22.718	25.357			
Run # 2 Front Tyre Slick-Soft Rear Tyre Slick-Soft															
2	2'29.650		25.162	27.420	23.772	26.057	9	1'36.451	23.572	25.176	22.807	24.896	310.3		
3	1'34.120		21.266	25.556	22.283	25.015	309.9	10	1'31.559	20.513	24.515	21.978	24.553	312.4	
4	1'33.380		20.775	24.907	22.445	25.253	310.9	11	1'33.926	20.897	25.467	22.630	24.932	311.4	
5	1'32.089		20.677	24.807	21.843	24.762	310.4	12	1'31.548	20.655	24.470	21.909	24.514	313.4	
6	1'31.653		20.565	24.679	21.789	24.620	309.2	4th 4 Andrea DOVIZIOSO Ducati Team ITA Runs=1 Total laps=13 Full laps=12							
7	1'31.769		20.645	24.759	21.725	24.640	311.6	Run # 1 Front Tyre Slick-Soft Rear Tyre Slick-Soft							
8	1'31.575		20.589	24.582	21.739	24.665	311.3	1	2'18.329	22.424	26.819	23.183	25.344		
9	1'31.269		20.556	24.478	21.652	24.583	316.2	2	1'33.862	21.541	25.291	22.129	24.901	312.9	
10	1'31.362		20.580	24.516	21.694	24.572	312.1	3	1'32.324	20.922	24.762	21.934	24.706	320.3	
11	1'31.685		20.762	24.538	21.803	24.582	313.9	4	1'31.892	20.764	24.608	21.808	24.712	319.7	
12	1'31.263		20.527	24.503	21.676	24.557	313.0	5	1'31.846	20.717	24.587	21.864	24.678	317.6	
13	1'31.402		20.559	24.500	21.654	24.689	314.7	6	1'31.822	20.684	24.654	21.827	24.657	317.5	
2nd 42 Alex RINS Team SUZUKI ECST SPA Runs=1 Total laps=13 Full laps=12															
Run # 1 Front Tyre Slick-Soft Rear Tyre Slick-Soft															
1	2'19.292		22.671	26.945	23.087	25.232	7	1'31.789	20.753	24.522	21.879	24.635	316.8		
2	1'33.714		21.521	25.389	22.090	24.714	313.4	8	1'45.198	24.595	28.275	22.777	29.551	317.2	
3	1'31.821		20.686	24.655	21.835	24.645	314.9	9	1'32.189	20.947	24.570	21.793	24.879	316.2	
4	1'31.841		20.698	24.655	21.833	24.655	319.6	10	1'31.599	20.645	24.504	21.750	24.700	317.8	
5	1'32.152		20.642	24.579	22.363	24.568	313.3	11	1'35.841	20.856	27.750	22.333	24.902	317.9	
6	1'31.448		20.570	24.493	21.835	24.550	312.0	12	1'31.805	20.596	24.702	21.800	24.707	316.5	
7	1'31.977		20.758	24.571	21.888	24.760	315.0	5th 26 Dani PEDROSA Repsol Honda Team SPA Runs=2 Total laps=12 Full laps=9							
8	1'31.905		20.763	24.609	21.946	24.587	308.5	Run # 1 Front Tyre Slick-Medium Rear Tyre Slick-Soft							
9	1'45.830		26.167	26.670	23.294	29.699	309.5	1	2'22.716	24.591	27.094	23.413	25.704		
10	1'31.714		20.640	24.612	21.861	24.601	309.5	2	1'35.714	21.812	25.704	22.607	25.591	308.1	
11	1'31.609		20.557	24.646	21.867	24.539	310.0	3	1'33.404	21.036	25.131	22.364	24.873	316.8	
12	1'37.519		21.891	27.987	22.650	24.991	310.9	4	1'32.641	20.843	24.701	22.260	24.837	310.6	
13	1'31.946		20.789	24.655	21.890	24.612	310.4	5	1'32.551	20.878	24.760	22.189	24.724	315.7	
3rd 29 Andrea IANNONE Team SUZUKI ECST ITA Runs=2 Total laps=12 Full laps=8															
Run # 1 Front Tyre Slick-Soft Rear Tyre Slick-Soft															
1	2'15.665		25.996	28.488	24.267	25.551	6	1'32.662	20.946	24.735	22.174	24.807	312.1		
2	1'34.582		21.472	25.741	22.476	24.893	308.2	7	1'31.865	20.725	24.587	21.932	24.621	316.9	
3	1'32.285		20.954	24.829	21.952	24.550	313.4	8	1'31.758	20.689	24.561	21.883	24.625	317.6	
4	1'32.064		20.641	24.537	21.979	24.907	313.1	9	1'37.107	P	21.212	25.135	22.424	28.336	312.3
5	1'35.087		23.442	24.995	22.037	24.613	310.9	Run # 2 Front Tyre Slick-Medium Rear Tyre Slick-Soft							
6	1'31.865	*	20.706	24.492	22.011	24.656*	312.6	10	2'23.373	23.700	25.606	22.432	24.904		
7	1'38.333	P	21.789	25.967	22.730	27.847	311.7	11	1'32.154	20.846	24.728	21.908	24.672	316.6	
4th 26 Dani PEDROSA Repsol Honda Team SPA Runs=2 Total laps=12 Full laps=9															
Run # 1 Front Tyre Slick-Medium Rear Tyre Slick-Soft															
1	2'15.665		25.996	28.488	24.267	25.551	12	1'31.613	20.623	24.561	21.812	24.617	316.2		
5th 26 Dani PEDROSA Repsol Honda Team SPA Runs=2 Total laps=12 Full laps=9															
Run # 2 Front Tyre Slick-Medium Rear Tyre Slick-Soft															
1	2'15.665		25.996	28.488	24.267	25.551	10	2'23.373	23.700	25.606	22.432	24.904			
2	1'34.582		21.472	25.741	22.476	24.893	308.2	11	1'32.154	20.846	24.728	21.908	24.672	316.6	
3	1'32.285		20.954	24.829	21.952	24.550	313.4	12	1'31.613	20.623	24.561	21.812	24.617	316.2	
4	1'32.064		20.641	24.537	21.979	24.907	313.1	6th 5 Johann ZARCO Monster Yamaha Tec FRA Runs=1 Total laps=13 Full laps=12							
5	1'35.087		23.442	24.995	22.037	24.613	310.9	Run # 1 Front Tyre Slick-Soft Rear Tyre Slick-Medium							
6	1'31.865	*	20.706	24.492	22.011	24.656*	312.6	1	1'42.579	22.084	27.056	23.799	25.703		
7	1'38.333	P	21.789	25.967	22.730	27.847	311.7								

Fastest Lap: Marc MARQUEZ Repsol Honda Team SPA **1'31.263** 20.527 24.503 21.676 24.557

These data/results cannot be reproduced, stored and/or transmitted in whole or in part by any manner of electronic, mechanical, photocopying, recording, broadcasting or otherwise now known or herein after developed without the previous express consent by the copyright owner, except for reproduction in daily press and regular printed publications on sale to the public within 60 days of the event related to those data/results and always provided that copyright symbol appears together as follows below.
© DORNA, 2017



Warm Up

MotoGP

Lap	Lap Time	T1	T2	T3	T4	Speed	Lap	Lap Time	T1	T2	T3	T4	Speed
2	1'34.437	21.522	25.328	22.429	25.158	308.1	5	1'33.224	20.980	25.018	22.257	24.969	310.7
3	1'32.966	21.046	24.811	22.277	24.832	306.7	6	1'32.679	20.935	24.909	21.994	24.841	309.7
4	1'32.391	20.862	24.722	22.065	24.742	308.8	7	1'52.286	32.191	27.910	26.933	25.252	308.2
5	1'32.920	20.892	24.806	22.251	24.971	308.8	8	1'35.488	21.040	25.045	22.369	27.034	308.8
6	1'32.154	20.773	24.635	22.000	24.746	307.2	9	1'32.370	20.906	24.685	21.904	24.875	311.3
7	1'31.958	20.674	24.676	21.930	24.678	307.5	10	1'32.155	20.887	24.627	21.860	24.781	313.3
8	1'31.914	20.617	24.554	22.015	24.728	308.6	11	1'31.894	20.716	24.673	21.806	24.699	311.6
9	1'32.162	20.723	24.506	22.088	24.845	308.3	12	1'31.992	20.672	24.644	21.919	24.757	311.0
10	1'35.183	22.818	25.342	22.215	24.808	308.8	13	1'32.379	20.928	24.685	21.927	24.839	310.0
11	1'31.991	20.689	24.642	22.001	24.659	309.6							
12	1'31.697	20.675	24.502	21.875	24.645	310.3							
13	1'32.175	20.632	24.513	22.207	24.823	309.7							

7th 36 **Mika KALLIO** Red Bull KTM Factory FIN
Runs=2 Total laps=12 Full laps=9

Run #	1	Front Tyre	Slick-Soft	Rear Tyre	Slick-Soft	
1	1'54.478	23.966	27.209	23.778	26.078	
2	1'39.484	21.546	25.833	24.723	27.382	308.2
3	1'32.741	20.929	24.880	22.081	24.851	316.6
4	1'32.051	20.748	24.614	21.925	24.764	315.7
5	1'32.960	20.980	24.865	21.928	25.187	314.6
6	1'31.827	20.789	24.559	21.840	24.639	313.9
7	1'36.375	P 20.864	24.767	22.204	28.540	315.2
8	3'11.119	23.624	25.702	22.305	25.022	
9	1'36.371	20.994	24.850	22.989	27.538	313.1
10	1'32.063	20.814	24.655	21.875	24.719	316.3
11	1'32.122	20.757	24.586	21.952	24.827	314.7
12	1'32.379	21.007	24.611	21.987	24.774	309.2

8th 46 **Valentino ROSSI** Movistar Yamaha Mot ITA
Runs=2 Total laps=12 Full laps=9

Run #	1	Front Tyre	Slick-Soft	Rear Tyre	Slick-Soft	
1	2'17.503	22.886	27.076	23.016	25.551	
2	1'33.684	21.382	25.339	22.187	24.776	307.5
3	1'32.266	20.905	24.777	21.913	24.671	309.7
4	1'32.017	20.823	24.537	21.883	24.774	311.7
5	1'32.282	20.886	24.754	21.878	24.764	307.5
6	1'32.077	20.711	24.692	21.863	24.811	308.6
7	1'39.739	P 24.025	25.743	22.528	27.443	309.9
8	3'33.226	22.233	26.114	22.623	25.062	
9	1'32.183	20.815	24.794	21.797	24.777	308.9
10	1'31.884	20.732	24.616	21.792	24.744	308.9
11	1'31.981	20.789	24.624	21.866	24.702	309.7
12	1'32.289	20.871	24.756	21.874	24.788	311.3

9th 53 **Tito RABAT** EG 0,0 Marc VDS SPA
Runs=2 Total laps=13 Full laps=11

Run #	1	Front Tyre	Slick-Soft	Rear Tyre	Slick-Soft	
1	1'51.984	P 21.737	26.249	22.751	28.275	
2	2'13.120	22.599	26.116	22.921	25.350	
3	1'33.807	21.124	25.301	22.448	24.934	310.4
4	1'33.124	20.948	25.072	22.242	24.862	310.2

10th 35 **Cal CRUTCHLOW** LCR Honda GBR
Runs=2 Total laps=11 Full laps=8

Run #	1	Front Tyre	Slick-Soft	Rear Tyre	Slick-Soft	
1	2'02.792	24.239	28.450	23.259	25.757	
2	1'34.186	21.185	25.347	22.530	25.124	312.9
3	1'32.596	20.997	24.968	21.861	24.770	313.3
4	1'32.050	20.849	24.690	21.794	24.717	315.0
5	1'32.039	20.806	24.690	21.908	24.635	314.3
6	1'39.472	20.970	26.537	26.758	25.207	315.6
7	1'37.141	P 21.274	25.637	22.349	27.881	312.1
8	4'19.207	23.478	27.856	23.732	25.506	
9	1'33.742	21.312	25.366	22.041	25.023	312.4
10	1'31.984	20.820	24.770	21.810	24.584	313.0
11	1'35.886	21.990	27.138	22.043	24.715	313.4

11th 41 **Alex ESPARGARO** Aprilia Racing Team SPA
Runs=2 Total laps=11 Full laps=8

Run #	1	Front Tyre	Slick-Medium	Rear Tyre	Slick-Soft	
1	2'23.379	23.384	27.241	23.282	25.678	
2	1'34.738	21.537	25.656	22.412	25.133	310.9
3	1'33.466	21.082	25.297	22.178	24.909	310.3
4	1'32.727	20.742	24.944	22.109	24.932	311.6
5	1'32.515	20.813	24.796	22.082	24.824	310.9
6	1'32.222	20.767	24.738	21.912	24.805	311.9
7	1'32.132	20.750	24.762	21.880	24.740	315.9
8	1'32.019	20.616	24.741	21.867	24.795	310.3
9	1'38.308	P 21.748	25.352	22.529	28.679	310.0
10	4'50.616	21.944	25.907	22.479	25.201	
11	1'32.954	20.838	25.076	21.999	25.041	309.5

12th 99 **Jorge LORENZO** Ducati Team SPA
Runs=4 Total laps=9 Full laps=5

Run #	1	Front Tyre	Slick-Soft	Rear Tyre	Slick-Soft	
1	1'42.878	P 22.143	26.596	23.093	28.604	
2	2'17.444	29.492	29.726	22.846	24.946	
3	1'33.470	20.929	25.096	22.724	24.721	315.4
4	1'32.191	20.731	24.783	22.062	24.615	315.6
5	1'32.026	20.814	24.718	21.979	24.515	315.4
6	1'35.022	P 20.872	24.650	22.002	27.498	316.0
7	4'42.091	21.558	25.315	22.233	27.860	

Fastest Lap: Marc MARQUEZ Repsol Honda Team SPA 1'31.263 20.527 24.503 21.676 24.557

These data/results cannot be reproduced, stored and/or transmitted in whole or in part by any manner of electronic, mechanical, photocopying, recording, broadcasting or otherwise now known or herein after developed without the previous express consent by the copyright owner, except for reproduction in daily press and regular printed publications on sale to the public within 60 days of the event related to those data/results and always provided that copyright symbol appears together as follows below.
© DORNA, 2017



Warm Up

MotoGP

Lap	Lap Time	T1	T2	T3	T4	Speed	Lap	Lap Time	T1	T2	T3	T4	Speed	
-1	unfinished	39.506				200.9	1	2'17.717	25.347	27.609	23.140	25.390		
Run # 4		Front Tyre Slick-Soft		Rear Tyre Slick-Soft			2	1'33.849	21.371	25.290	22.178	25.010	312.6	
8	1'35.304	22.541	25.578	22.336	24.849		3	1'32.217	20.843	24.705	21.987	24.682	318.8	
13th 43 Jack MILLER		EG 0,0 Marc VDS		AUS			4	1'46.060	P 22.289	26.385	24.870	32.516	318.5	
		Runs=1		Total laps=13		Full laps=12		Run # 2		Front Tyre Slick-Soft		Rear Tyre Slick-Medium		
Run # 1		Front Tyre Slick-Soft		Rear Tyre Slick-Soft			5	5'30.662	24.185	27.476	23.087	25.577		
1	2'00.572	22.087	26.527	22.323	25.122		6	1'33.719	21.344	25.144	22.213	25.018	313.4	
2	1'32.930	21.004	24.977	22.085	24.864	312.4	7	1'32.552	20.920	24.777	21.957	24.898	312.4	
3	1'32.334	20.908	24.686	21.939	24.801	312.7	8	1'32.451	20.864	24.738	21.987	24.862	314.1	
4	1'39.714	26.726	26.078	21.945	24.965	313.0	9	1'36.983	20.874	24.707	24.198	27.204	316.9	
5	1'32.043	20.697	24.556	21.922	24.868	310.9	10	1'38.471	22.709	26.722	23.124	25.916	315.3	
6	1'32.192	20.737	24.614	22.027	24.814	309.9	17th 45 Scott REDDING		OCTO Pramac Racin		GBR			
7	1'44.485	20.785	27.569	30.563	25.568	308.3			Runs=1		Total laps=13			
8	1'32.202	20.920	24.664	21.879	24.739	317.1	Run # 1		Front Tyre Slick-Soft		Rear Tyre Slick-Soft			
9	1'32.492	20.781	24.761	22.061	24.889	313.4	1	1'53.093	26.072	27.384	23.942	26.378		
10	1'44.141	27.390	26.107	25.451	25.193	310.3	2	1'42.355	21.530	25.439	23.611	31.775	310.9	
11	1'32.155	20.755	24.682	21.982	24.736	312.4	3	1'33.163	21.161	24.884	22.170	24.948	314.0	
12	1'35.945	20.821	26.193	23.923	25.008	313.0	4	1'32.515	20.811	24.751	22.041	24.912	313.9	
13	1'32.107	20.821	24.624	21.893	24.769	312.9	5	1'32.432	20.811	24.628	22.028	24.965	313.6	
14th 44 Pol ESPARGARO		Red Bull KTM Factory		SPA			6	1'32.524	20.884	24.674	22.022	24.944	313.3	
		Runs=2		Total laps=12		Full laps=9		7	1'32.354	20.835	24.621	21.999	24.899	312.7
Run # 1		Front Tyre Slick-Soft		Rear Tyre Slick-Soft			8	1'34.413	20.842	24.719	23.259	25.593	312.7	
1	1'57.771	25.632	26.651	23.830	26.455		9	1'32.390	20.827	24.729	21.956	24.878	311.7	
2	1'33.657	21.165	25.373	22.198	24.921	311.6	10	1'41.397	24.655	27.934	23.139	25.669	313.7	
3	1'32.598	20.845	24.903	22.089	24.761	315.2	11	1'32.263	20.779	24.704	21.971	24.809	314.4	
4	1'39.930	24.446	28.036	22.499	24.949	315.7	12	1'32.433	20.756	24.655	21.935	25.087	313.4	
5	1'35.235	20.770	25.164	24.227	25.074	315.6	13	1'32.338	20.797	24.594	22.041	24.906	314.0	
6	1'32.229	20.734	24.750	22.056	24.689	312.6	18th 19 Alvaro BAUTISTA		Pull&Bear Aspar Tea		SPA			
7	1'42.041	23.604	26.261	24.124	28.052	315.3			Runs=1		Total laps=13			
8	1'32.356	20.865	24.650	22.034	24.807	314.7	Run # 1		Front Tyre Slick-Soft		Rear Tyre Slick-Medium			
9	1'46.282	P 24.054	29.194	24.516	28.518	315.6	1	1'58.239	23.024	27.303	24.169	26.911		
Run # 2		Front Tyre Slick-Soft		Rear Tyre Slick-Soft			2	1'34.499	21.656	25.375	22.491	24.977	300.3	
10	3'08.712	23.231	25.988	24.768	25.222		3	1'32.702	20.947	24.923	22.067	24.765	318.5	
11	1'32.206	20.662	24.797	21.926	24.821	316.8	4	1'32.629	20.897	24.762	22.061	24.909	318.8	
12	1'32.079	20.680	24.753	21.907	24.739	316.8	5	1'32.923	20.993	24.874	22.117	24.939	315.0	
15th 38 Bradley SMITH		Red Bull KTM Factory		GBR			6	1'32.371	20.871	24.737	21.939	24.824	315.7	
		Runs=2		Total laps=9		Full laps=6		7	1'32.294	20.901	24.638	21.833	24.922	315.4
Run # 1		Front Tyre Slick-Soft		Rear Tyre Slick-Soft			8	1'32.529	20.815	24.801	21.960	24.953	317.8	
1	1'48.403	22.335	26.104	22.533	25.385		9	1'32.624	20.966	24.806	21.972	24.880	313.9	
2	1'33.132	21.273	25.002	21.914	24.943	308.8	10	1'32.448	20.924	24.849	21.899	24.776	314.1	
3	1'32.517	20.943	24.797	22.027	24.750	311.7	11	1'32.460	20.937	24.722	21.932	24.869	316.3	
4	1'32.225	20.999	24.615	21.951	24.660	312.7	12	1'32.267	20.730	24.741	21.991	24.805	316.9	
5	1'32.264	20.944	24.630	21.995	24.695	312.0	13	1'32.284	20.690	24.921	21.851	24.822	316.6	
6	1'32.195	20.895	24.678	21.912	24.710	312.0	19th 25 Maverick VIÑALES		Movistar Yamaha Mot		SPA			
7	1'38.318	P 22.260	25.793	22.416	27.849	311.4			Runs=2		Total laps=5			
Run # 2		Front Tyre Slick-Soft		Rear Tyre Slick-Soft			Run # 1		Front Tyre Slick-Soft		Rear Tyre Slick-Soft			
8	7'20.534	21.918	26.137	22.427	25.043		1	2'15.079	24.358	27.128	23.684	25.445		
9	1'32.724	21.151	24.894	21.920	24.759	310.9	2	1'34.321	21.554	25.609	22.322	24.836	311.6	
16th 51 Michele PIRRO		Ducati Team		ITA			3	1'32.383	20.784	25.025	22.025	24.549	312.4	
		Runs=2		Total laps=10		Full laps=7		-1	unfinished	20.559	24.614		313.1	
Run # 1		Front Tyre Slick-Soft		Rear Tyre Slick-Soft			Run # 2		Front Tyre Slick-Medium		Rear Tyre Slick-Soft			
4	1'49.756	26.461	29.298	25.810	28.187									

Fastest Lap: Marc MARQUEZ Repsol Honda Team SPA **1'31.263** 20.527 24.503 21.676 24.557

These data/results cannot be reproduced, stored and/or transmitted in whole or in part by any manner of electronic, mechanical, photocopying, recording, broadcasting or otherwise now known or herein after developed without the previous express consent by the copyright owner, except for reproduction in daily press and regular printed publications on sale to the public within 60 days of the event related to those data/results and always provided that copyright symbol appears together as follows below.
© DORNA, 2017

Official MotoGP Timing by TISSOT
www.motogp.com

Cheste, Sunday, November 12, 2017

Page 3 of 4



Warm Up

MotoGP

Lap	Lap Time	T1	T2	T3	T4	Speed	Lap	Lap Time	T1	T2	T3	T4	Speed			
20th	9	Danilo PETRUCCI OCTO Pramac Racin ITA						1	2'18.857	24.361	27.094	23.499	25.985			
		Runs=2 Total laps=11 Full laps=8						2	1'35.345	21.695	25.930	22.465	25.255	306.4		
		Run # 1 Front Tyre Slick-Soft Rear Tyre Slick-Soft						3	1'33.975	21.182	25.132	22.362	25.299	309.3		
		1	1'58.057	24.075	27.066	23.236	26.435		4	1'34.052	21.098	25.218	22.480	25.256	308.9	
		2	1'34.405	21.531	25.560	22.325	24.989	310.7		5	1'33.489	21.072	25.055	22.250	25.112	307.8
		3	1'32.743	20.915	24.861	22.078	24.889	317.6		6	1'33.253	20.886	25.087	22.165	25.115	307.4
		4	1'32.822	20.919	24.815	22.012	25.076	316.6		7	1'38.563	22.936	27.180	22.865	25.582	307.5
		5	1'36.829	22.392	25.587	23.707	25.143	312.3		8	1'33.099	20.873	24.955	22.195	25.076	306.8
		6	1'32.456	20.905	24.777	21.965	24.809	314.6		9	1'32.907	20.940	24.866	22.161	24.940	307.4
		7	1'42.260 P	22.212	27.123	23.585	29.340	317.1		10	1'32.818	20.857	24.948	22.080	24.933	309.5
		Run # 2 Front Tyre Slick-Soft Rear Tyre Slick-Soft						11	1'32.630	20.737	24.872	21.962	25.059	309.6		
		8	3'55.626	23.036	25.993	22.905	25.759		12	1'48.893 P	25.182	26.973	22.883	33.855	309.5	
		9	1'34.739	21.141	25.874	22.464	25.260	312.3								
		10	1'32.527	20.816	24.836	21.998	24.877	313.6								
		11	1'32.472	20.922	24.707	21.952	24.891	315.2								
21st	17	Karel ABRAHAM Pull&Bear Aspar Tea CZE						1	1'48.343	23.056	27.011	23.311	25.446			
		Runs=2 Total laps=13 Full laps=10						2	1'33.978	21.187	25.642	22.298	24.851	316.5		
		Run # 1 Front Tyre Slick-Soft Rear Tyre Slick-Soft						3	1'32.728	20.881	24.915	22.123	24.809	320.0		
		1	1'42.569	23.683	27.185	23.707	25.894		-1	unfinished	20.818	24.816	22.251	319.0		
		2	1'36.173	22.143	25.718	22.985	25.327	306.5		Run # 2 Front Tyre Slick-Soft Rear Tyre Slick-Soft						
		3	1'35.034	21.521	25.481	22.877	25.155	309.9		4	1'39.024	24.305	26.436	22.802	25.481	
		4	1'33.616	21.473	24.937	22.313	24.893	311.3		5	1'33.388	20.984	25.110	22.231	25.063	317.2
		5	1'33.082	21.112	24.971	22.232	24.767	313.9		6	1'33.037	20.814	25.063	22.233	24.927	318.4
		6	1'43.456	22.090	26.369	26.695	28.302	314.4		7	1'33.101	20.910	24.999	22.226	24.966	318.1
		7	1'32.895	21.064	24.780	22.150	24.901	315.6		8	1'38.771	21.191	25.099	22.701	29.780	319.1
		8	1'32.562	20.875	24.734	22.147	24.806	318.1								
		9	1'33.731	21.084	25.093	22.354	25.200	316.2								
		10	1'38.231	24.180	26.394	22.639	25.018	312.6								
		11	1'35.424 P	20.922	24.834	22.181	27.487	313.6								
		Run # 2 Front Tyre Slick-Medium Rear Tyre Slick-Soft														
		12	2'05.671	23.946	25.977	22.558	25.133									
		13	1'33.736	21.339	25.095	22.389	24.913	312.0								
22nd	76	Loris BAZ Reale Avintia Racing FRA						1	1'52.577	22.849	27.235	23.403	25.663			
		Runs=1 Total laps=13 Full laps=12						2	1'34.593	21.449	25.417	22.457	25.270	305.7		
		Run # 1 Front Tyre Slick-Soft Rear Tyre Slick-Medium						3	1'33.942	21.170	25.115	22.395	25.262	306.8		
		1	1'40.325	22.176	26.554	23.047	26.396		4	1'33.715	20.971	25.221	22.243	25.280	306.0	
		2	1'34.427	21.315	25.271	22.313	25.528	308.3		5	1'33.631	20.940	25.147	22.309	25.235	306.3
		3	1'33.638	20.948	25.045	22.336	25.309	308.8		6	1'33.522	20.925	25.040	22.255	25.302	306.3
		4	1'33.037	20.857	24.863	22.124	25.193	308.6		7	1'33.572	20.972	25.047	22.246	25.307	305.0
		5	1'34.320	22.256	24.782	22.127	25.155	309.2		8	1'33.580	21.136	25.084	22.213	25.147	306.0
		6	1'35.776	20.952	24.783	24.882	25.159	310.9		9	1'34.161	21.114	25.128	22.301	25.618	306.4
		7	1'33.777	21.008	24.974	22.491	25.304	311.1		10	1'34.079	21.260	25.237	22.373	25.209	304.6
		8	1'32.820	20.902	24.827	22.030	25.061	308.9		11	1'33.912	20.993	25.273	22.352	25.294	306.5
		9	1'36.251	21.112	25.284	22.509	27.346	309.2		12	1'34.026	21.229	25.120	22.405	25.272	304.5
		10	1'32.949	20.930	25.003	21.997	25.019	314.1		13	1'33.921	21.041	25.298	22.351	25.231	306.7
		11	1'32.568	20.849	24.750	22.009	24.960	310.6								
		12	1'33.195	20.815	24.759	22.177	25.444	313.9								
		13	1'43.232	26.574	26.741	23.191	26.726	310.3								
23rd	22	Sam LOWES Aprilia Racing Team GBR														
		Runs=1 Total laps=12 Full laps=10														
		Run # 1 Front Tyre Slick-Soft Rear Tyre Slick-Medium														

Fastest Lap: Marc MARQUEZ Repsol Honda Team SPA **1'31.263** 20.527 24.503 21.676 24.557

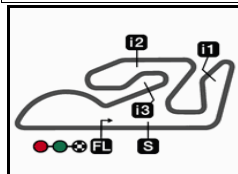
These data/results cannot be reproduced, stored and/or transmitted in whole or in part by any manner of electronic, mechanical, photocopying, recording, broadcasting or otherwise now known or herein after developed without the previous express consent by the copyright owner, except for reproduction in daily press and regular printed publications on sale to the public within 60 days of the event related to those data/results and always provided that copyright symbol appears together as follows below.
© DORNA, 2017

Official MotoGP Timing by TISSOT
www.motogp.com

Cheste, Sunday, November 12, 2017

Page 4 of 4





GRAN PREMIO MOTUL DE LA COMUNITAT VALENCIANA

Official Starting Grid

4005 m.

Race : 30 laps = 120.15 km

28

1	3 1'30.399 29 Andrea IANNONE Suzuki	2 1'30.246 5 Johann ZARCO Yamaha	1 1'29.897 93 Marc MARQUEZ Honda
2	6 1'30.764 51 Michele PIRRO Ducati	5 1'30.589 26 Dani PEDROSA Honda	4 1'30.460 99 Jorge LORENZO Ducati
3	9 1'30.961 4 Andrea DOVIZIOSO Ducati	8 1'30.857 41 Aleix ESPARGARO Aprilia	7 1'30.848 46 Valentino ROSSI Yamaha
4	12 1'31.190 43 Jack MILLER Honda	11 1'31.044 44 Po ESPARGARO KTM	10 1'30.972 42 Alex RINS Suzuki
5	15 1'31.216 9 Danilo PETRUCCI Ducati	14 1'31.197 53 Tito RABAT Honda	13 1'31.030 25 Maverick VIÑALES Yamaha
6	18 1'31.325 17 Karel ABRAHAM Ducati	17 1'31.300 38 Bradley SMITH KTM	16 1'31.297 35 Cal CRUTCHLOW Honda
7	21 1'31.578 19 Alvaro BAUTISTA Ducati	20 1'31.487 8 Hector BARBERA Ducati	19 1'31.361 36 Mika KALLIO KTM
8	24 1'31.816 22 Sam LOWES Aprilia	23 1'31.775 76 Loris BAZ Ducati	22 1'31.625 45 Scott REDDING Ducati

FIM MotoGP Stewards pit lane start penalty for rider #44

The results are provisional until the end of the limit for protest and appeals and until the ratification of the Event Management Committee.

Time limit for protest expires 60' at the latest after publication of the results - Mr. Time:

These data/results cannot be reproduced, stored and/or transmitted in whole or in part by any manner of electronic, mechanical, photocopying, recording, broadcasting or otherwise now known or herein after developed without the previous express consent by the copyright owner, except for reproduction in daily press and regular printed publications on sale to the public within 60 days of the event related to those data/results and always provided that copyright symbol appears together as follows below.

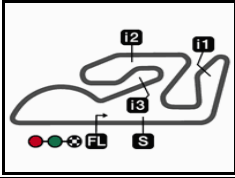
© DORNA, 2017

Official MotoGP Timing by TISSOT
www.motogp.com

Chestre, Sunday, November 12, 2017

Page 1 of 2





GRAN PREMIO MOTUL DE LA COMUNITAT VALENCIANA
Official Starting Grid

4005 m.

Race : 30 laps = 120.15 km

28

9

25

1'32.504

60 Michael VAN DER MARK
Yamaha

FIM MotoGP Stewards pit lane start penalty for rider #44

The results are provisional until the end of the limit for protest and appeals and until the ratification of the Event Management Committee.

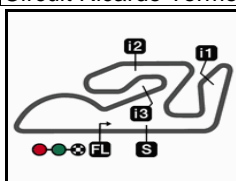
Time limit for protest expires 60' at the latest after publication of the results - Mr. Time:

These data/results cannot be reproduced, stored and/or transmitted in whole or in part by any manner of electronic, mechanical, photocopying, recording, broadcasting or otherwise now known or herein after developed without the previous express consent by the copyright owner, except for reproduction in daily press and regular printed publications on sale to the public within 60 days of the event related to those data/results and always provided that copyright symbol appears together as follows below.

© DORNA, 2017

Official MotoGP Timing by **TISSOT**
www.motogp.com





4005 m.

GRAN PREMIO MOTUL DE LA COMUNITAT VALENCIANA

Warm Up

Best Partial Times

IT Ideal Lap Time, sum of the best partial times

BT Best Lap Time

T1		T2		T3		T4				IT		BT	
Pos	Rider	Time	Rider	Time	Rider	Time	Rider	Time	Pos	Rider	IT	BT	
1	A.IANNONE	20.513	A.IANNONE	24.470	M.MARQUEZ	21.652	A.IANNONE	24.514	1	M.MARQUEZ	1'31.214	1'31.263	(1)
2	M.MARQUEZ	20.527	M.MARQUEZ	24.478	A.DOVIZIOSO	21.750	J.LORENZO	24.515	2	A.IANNONE	1'31.406	1'31.548	(3)
3	A.RINS	20.557	A.RINS	24.493	V.ROSSI	21.792	A.RINS	24.539	3	A.RINS	1'31.422	1'31.448	(2)
4	M.VIÑALES	20.559	J.ZARCO	24.502	C.CRUTCHLOW	21.794	M.VIÑALES	24.549	4	A.DOVIZIOSO	1'31.485	1'31.599	(4)
5	A.DOVIZIOSO	20.596	A.DOVIZIOSO	24.504	T.RABAT	21.806	M.MARQUEZ	24.557	5	D.PEDROSA	1'31.613	1'31.613	(5)
6	A.ESPARGARO	20.616	V.ROSSI	24.537	D.PEDROSA	21.812	C.CRUTCHLOW	24.584	6	J.ZARCO	1'31.639	1'31.697	(6)
7	J.ZARCO	20.617	J.MILLER	24.556	A.BAUTISTA	21.833	D.PEDROSA	24.617	7	V.ROSSI	1'31.711	1'31.884	(8)
8	D.PEDROSA	20.623	M.KALLIO	24.559	A.RINS	21.833	A.DOVIZIOSO	24.635	8	M.VIÑALES	1'31.747	1'32.383	(19)
9	P.ESPARGARO	20.662	D.PEDROSA	24.561	M.KALLIO	21.840	M.KALLIO	24.639	9	M.KALLIO	1'31.786	1'31.827	(7)
10	T.RABAT	20.672	S.REDDING	24.594	A.ESPARGARO	21.867	J.ZARCO	24.645	10	T.RABAT	1'31.804	1'31.894	(9)
11	A.BAUTISTA	20.690	M.VIÑALES	24.614	J.ZARCO	21.875	B.SMITH	24.660	11	J.MILLER	1'31.868	1'32.043	(13)
12	J.MILLER	20.697	B.SMITH	24.615	J.MILLER	21.879	V.ROSSI	24.671	12	C.CRUTCHLO	1'31.874	1'31.984	(10)
13	V.ROSSI	20.711	T.RABAT	24.627	P.ESPARGARO	21.907	M.PIRRO	24.682	13	J.LORENZO	1'31.875	1'32.026	(12)
14	J.LORENZO	20.731	A.BAUTISTA	24.638	A.IANNONE	21.909	P.ESPARGARO	24.689	14	P.ESPARGAR	1'31.908	1'32.079	(14)
15	S.LOWES	20.737	P.ESPARGARO	24.650	B.SMITH	21.912	T.RABAT	24.699	15	A.BAUTISTA	1'31.926	1'32.267	(18)
16	M.KALLIO	20.748	J.LORENZO	24.650	S.REDDING	21.935	J.MILLER	24.736	16	A.ESPARGAR	1'31.961	1'32.019	(11)
17	S.REDDING	20.756	C.CRUTCHLOW	24.690	D.PETRUCCI	21.952	A.ESPARGARO	24.740	17	B.SMITH	1'32.082	1'32.195	(15)
18	C.CRUTCHLOW	20.806	M.PIRRO	24.705	M.PIRRO	21.957	A.BAUTISTA	24.765	18	S.REDDING	1'32.094	1'32.263	(17)
19	H.BARBERA	20.814	D.PETRUCCI	24.707	S.LOWES	21.962	K.ABRAHAM	24.767	19	M.PIRRO	1'32.187	1'32.217	(16)
20	L.BAZ	20.815	K.ABRAHAM	24.734	J.LORENZO	21.979	H.BARBERA	24.809	20	D.PETRUCCI	1'32.284	1'32.456	(20)
21	D.PETRUCCI	20.816	A.ESPARGARO	24.738	L.BAZ	21.997	D.PETRUCCI	24.809	21	S.LOWES	1'32.498	1'32.630	(23)
22	M.PIRRO	20.843	L.BAZ	24.750	M.VIÑALES	22.025	S.REDDING	24.809	22	L.BAZ	1'32.522	1'32.568	(22)
23	K.ABRAHAM	20.875	H.BARBERA	24.816	H.BARBERA	22.123	S.LOWES	24.933	23	K.ABRAHAM	1'32.523	1'32.562	(21)
24	B.SMITH	20.895	S.LOWES	24.866	K.ABRAHAM	22.147	L.BAZ	24.960	24	H.BARBERA	1'32.562	1'32.728	(24)

These data/results cannot be reproduced, stored and/or transmitted in whole or in part by any manner of electronic, mechanical, photocopying, recording, broadcasting or otherwise now known or herein after developed without the previous express consent by the copyright owner, except for reproduction in daily press and regular printed publications on sale to the public within 60 days of the event related to those data/results and always provided that copyright symbol appears together as follows below.


© DORNA, 2017

Official MotoGP Timing by TISSOT

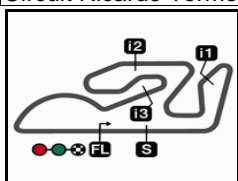
www.motogp.com



Circuit Ricardo Tormo

Results and timing service provided by  **TISSOT**

MotoGP™



4005 m.

GRAN PREMIO MOTUL DE LA COMUNITAT VALENCIANA

Warm Up

Best Partial Times

IT Ideal Lap Time, sum of the best partial times

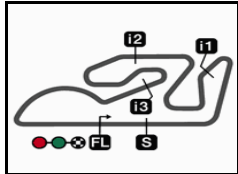
BT Best Lap Time

Pos	T1		T2		T3		T4		Pos	Rider	IT	BT
	Rider	Time	Rider	Time	Rider	Time	Rider	Time				
25	M.VAN DER MAR	20.925	M.VAN DER MAR	25.040	M.VAN DER MAR	22.213	M.VAN DER MAR	25.147	25	M.VAN DER M	1'33.325	1'33.522 (25)

These data/results cannot be reproduced, stored and/or transmitted in whole or in part by any manner of electronic, mechanical, photocopying, recording, broadcasting or otherwise now known or herein after developed without the previous express consent by the copyright owner, except for reproduction in daily press and regular printed publications on sale to the public within 60 days of the event related to those data/results and always provided that copyright symbol appears together as follows below.
© DORNA, 2017

Official MotoGP Timing by **TISSOT**
www.motogp.com






4005 m.

GRAN PREMIO MOTUL DE LA COMUNITAT VALENCIANA

Warm Up

Fastest Laps Sequence

<i>Practice Time</i>	 <i>Rider</i>	<i>Nation</i>	<i>Motorcycle</i>	<i>Time</i>	<i>Km/h</i>	<i>Rider's Lap</i>
3'14.752	76 Loris BAZ	FRA	DUCATI	1'34.427	152.6	2
3'21.535	38 Bradley SMITH	GBR	KTM	1'33.132	154.8	2
3'33.502	43 Jack MILLER	AUS	HONDA	1'32.930	155.1	2
4'54.052	38 Bradley SMITH	GBR	KTM	1'32.517	155.8	3
5'05.836	43 Jack MILLER	AUS	HONDA	1'32.334	156.1	3
5'22.532	29 Andrea IANNONE	ITA	SUZUKI	1'32.285	156.2	3
5'23.453	46 Valentino ROSSI	ITA	YAMAHA	1'32.266	156.2	3
5'23.783	51 Michele PIRRO	ITA	DUCATI	1'32.217	156.3	3
5'24.827	42 Alex RINS	SPA	SUZUKI	1'31.821	157.0	3
10'00.268	42 Alex RINS	SPA	SUZUKI	1'31.448	157.6	6
15'16.692	93 Marc MARQUEZ	SPA	HONDA	1'31.269	157.9	9
19'51.002	93 Marc MARQUEZ	SPA	HONDA	1'31.263	157.9	12

These data/results cannot be reproduced, stored and/or transmitted in whole or in part by any manner of electronic, mechanical, photocopying, recording, broadcasting or otherwise now known or herein after developed without the previous express consent by the copyright owner, except for reproduction in daily press and regular printed publications on sale to the public within 60 days of the event related to those data/results and always provided that copyright symbol appears together as follows below.

© DORNA, 2017

Official MotoGP Timing by TISSOT
www.motogp.com

Cheste, Sunday, November 12, 2017

