


4806 m.

GRAN PREMIO MOTUL DE LA REPÚBLICA ARGENTINA

Race

Classification after 21 laps = 100.926 km

29

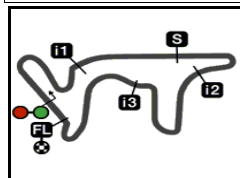
Pos		Rider	Nation	Team	Motorcycle	Total Time	Km/h	Gap
1	25	12 Marco BEZZECCHI	ITA	Redox PruestelGP	KTM	41'43.822	145.1	
2	20	44 Aron CANET	SPA	Estrella Galicia 0,0	HONDA	41'48.511	144.8	4.689
3	16	21 Fabio DI GIANNANTONIO	ITA	Del Conca Gresini Moto3	HONDA	41'48.785	144.8	4.963
4	13	33 Enea BASTIANINI	ITA	Leopard Racing	HONDA	41'49.640	144.7	5.818
5	11	7 Adam NORRODIN	MAL	Petronas Sprinta Racing	HONDA	41'52.934	144.5	9.112
6	10	72 Alonso LOPEZ	SPA	Estrella Galicia 0,0	HONDA	41'57.171	144.3	13.349
7	9	48 Lorenzo DALLA PORTA	ITA	Leopard Racing	HONDA	41'57.747	144.3	13.925
8	8	23 Niccolò ANTONELLI	ITA	SIC58 Squadra Corse	HONDA	41'58.185	144.2	14.363
9	7	19 Gabriel RODRIGO	ARG	RBA BOE Skull Rider	KTM	42'00.395	144.1	16.573
10	6	14 Tony ARBOLINO	ITA	Marinelli Snipers Team	HONDA	42'08.121	143.7	24.299
11	5	88 Jorge MARTIN	SPA	Del Conca Gresini Moto3	HONDA	42'09.195	143.6	25.373
12	4	42 Marcos RAMIREZ	SPA	Bester Capital Dubai	KTM	42'09.882	143.6	26.060
13	3	16 Andrea MIGNO	ITA	Angel Nieto Team Moto3	KTM	42'10.198	143.5	26.376
14	2	84 Jakub KORNFEIL	CZE	Redox PruestelGP	KTM	42'10.310	143.5	26.488
15	1	11 Livio LOI	BEL	Reale Avintia Academy	KTM	42'10.359	143.5	26.537
16		71 Ayumu SASAKI	JPN	Petronas Sprinta Racing	HONDA	42'13.074	143.4	29.252
17		17 John MCPHEE	GBR	CIP - Green Power	KTM	42'16.759	143.2	32.937
18		41 Nakhirin ATIRATPHUVAP	THA	Honda Team Asia	HONDA	42'17.714	143.1	33.892
19		27 Kaito TOBA	JPN	Honda Team Asia	HONDA	42'21.487	142.9	37.665
20		22 Kazuki MASAKI	JPN	RBA BOE Skull Rider	KTM	42'22.024	142.9	38.202
21		24 Tatsuki SUZUKI	JPN	SIC58 Squadra Corse	HONDA	42'46.127	141.5	1'02.305
22		40 Darryn BINDER	RSA	Red Bull KTM Ajo	KTM	43'01.206	140.7	1'17.384
23		65 Philipp OETTL	GER	Sudmetal Schedl GP Racing	KTM	43'20.808	139.7	1'36.986
24		76 Makar YURCHENKO	KAZ	CIP - Green Power	KTM	42'10.992	136.7	1 lap
Not classified								
		5 Jaume MASIA	SPA	Bester Capital Dubai	KTM	37'52.811	144.6	2 laps
		10 Dennis FOGGIA	ITA	SKY Racing Team VR46	KTM	35'56.242	144.4	3 laps
		75 Albert ARENAS	SPA	Angel Nieto Team Moto3	KTM	34'13.875	143.2	4 laps
		8 Nicolo BULEGA	ITA	SKY Racing Team VR46	KTM	32'29.546	141.9	5 laps

The results are provisional until the end of the limit for protest and appeals.

Time limit for protest expires 30' after publication of the results - Time:

These data/results cannot be reproduced, stored and/or transmitted in whole or in part by any manner of electronic, mechanical, photocopying, recording, broadcasting or otherwise now known or herein after developed without the previous express consent by the copyright owner, except for reproduction in daily press and regular printed publications on sale to the public within 60 days of the event related to those data/results and always provided that copyright symbol appears together as follows below.

© DORNA, 2018



4806 m.

GRAN PREMIO MOTUL DE LA REPÚBLICA ARGENTINA

Race

Classification after 21 laps = 100.926 km

29

Pos	Rider	Nation	Team	Motorcycle	Total Time	Km/h	Gap
-----	-------	--------	------	------------	------------	------	-----

Race condition: Wet

Air: 22°
Humidity: 92%
Ground: 23°

Pole Position:		Tony ARBOLINO	1'53.782	152.0 Km/h
Fastest Lap:	Lap 18	Jorge MARTIN	1'55.968	149.1 Km/h
Circuit Record Lap:	2015	Miguel OLIVEIRA	1'48.977	158.7 Km/h
Circuit Best Lap:	2015	Miguel OLIVEIRA	1'48.461	159.5 Km/h

11:45'00

11:58'09

12:01'14

12:01'57 Philipp OETTL
12:02'03 Jorge MARTIN
12:03'05 Tatsuki SUZUKI
12:03'18 Makar YURCHENKO
12:04'01 Tatsuki SUZUKI
12:04'12 Makar YURCHENKO

12:06'21

12:11'59 Makar YURCHENKO
12:13'50 Makar YURCHENKO
12:33'48 Nicolo BULEGA
12:36'45 Darryn BINDER
12:37'02 Darryn BINDER
12:37'29 Albert ARENAS
12:38'35 Dennis FOGGIA
12:40'07 Jaume MASIA

SIGHTING LAP START

WARM UP LAP START

RACE START

starting from pit lane
starting from pit lane
crashed out - Rider OK
crashed out - Rider OK
re-joined race
re-joined race

No jump start

entered pits
re-joined race
entered pits and retired
crashed out - Rider OK
re-joined race
crashed out - Rider OK
crashed out - Rider OK
crashed out - Rider OK

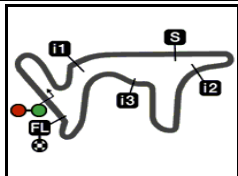
The results are provisional until the end of the limit for protest and appeals.

Time limit for protest expires 30' after publication of the results - Time:

These data/results cannot be reproduced, stored and/or transmitted in whole or in part by any manner of electronic, mechanical, photocopying, recording, broadcasting or otherwise now known or herein after developed without the previous express consent by the copyright owner, except for reproduction in daily press and regular printed publications on sale to the public within 60 days of the event related to those data/results and always provided that copyright symbol appears together as follows below.

© DORNA, 2018





4806 m.

GRAN PREMIO MOTUL DE LA REPÚBLICA ARGENTINA

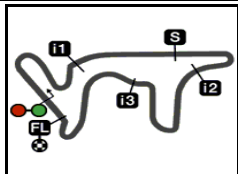
World Championship Classification

30

Rider	Nation	Points	Leader	Previous	QAT	ARG	AME	SPA	FRA	ITA	CAT	NED	GER	CZE	AUT	GBR	RSM	ARA	THA	JPN	AUS	MAL	VAL
1 CANET Aron	SPA	40			20	20																	
2 MARTIN Jorge	SPA	30	10	10	25	5																	
3 BEZZECCHI Marco	ITA	27	13	3	2	25																	
4 DI GIANNANTONIO Fabi	ITA	26	14	1	10	16																	
5 DALLA PORTA Lorenzo	ITA	25	15	1	16	9																	
6 ANTONELLI Niccolò	ITA	21	19	4	13	8																	
7 RODRIGO Gabriel	ARG	18	22	3	11	7																	
8 NORRODIN Adam	MAL	16	24	2	5	11																	
9 BASTIANINI Enea	ITA	13	27	3	-	13																	
10 LOPEZ Alonso	SPA	10	30	3	-	10																	
11 TOBA Kaito	JPN	9	31	1	9	0																	
12 KORNFEIL Jakub	CZE	9	31	0	7	2																	
13 MIGNO Andrea	ITA	9	31	0	6	3																	
14 SASAKI Ayumu	JPN	8	32	1	8	0																	
15 ARBOLINO Tony	ITA	6	34	2	0	6																	
16 RAMIREZ Marcos	SPA	5	35	1	1	4																	
17 MASIA Jaume	SPA	4	36	1	4	-																	
18 MASAKI Kazuki	JPN	3	37	1	3	0																	
19 LOI Livio	BEL	1	39	2	-	1																	
20 FOGGIA Dennis	ITA	0	40	1	0	-																	
21 MCPHEE John	GBR	0	40	0	-	0																	
22 ATIRATPHUVAPAT Nak	THA	0	40	0	0	0																	
23 YURCHENKO Makar	KAZ	0	40	0	0	0																	
24 SUZUKI Tatsuki	JPN	0	40	0	-	0																	
25 BINDER Darryn	RSA	0	40	0	-	0																	
26 OETTL Philipp	GER	0	40	0	-	0																	

These data/results cannot be reproduced, stored and/or transmitted in whole or in part by any manner of electronic, mechanical, photocopying, recording, broadcasting or otherwise now known or herein after developed without the previous express consent by the copyright owner, except for reproduction in daily press and regular printed publications on sale to the public within 60 days of the event related to those data/results and always provided that copyright symbol appears together as follows below.
© DORNA, 2018

Official MotoGP Timing by TISSOT
www.motogp.com



4806 m.

GRAN PREMIO MOTUL DE LA REPÚBLICA ARGENTINA

Moto3™

30

World Championship Classification

Constructor	Points	Leader Previous	QAT	ARG	AME	SPA	FRA	ITA	CAT	NED	GER	CZE	AUT	GBR	RSM	ARA	THA	JPN	AUS	MAL	VAL	
1 HONDA	45		25	20																		
2 KTM	36	9	9	11	25																	

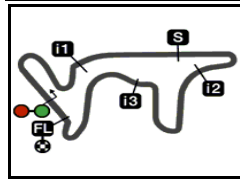
Team	Points	Leader Previous	QAT	ARG	AME	SPA	FRA	ITA	CAT	NED	GER	CZE	AUT	GBR	RSM	ARA	THA	JPN	AUS	MAL	VAL	
1 DEL CONCA GRESINI MOTO3	56		35	21																		
2 ESTRELLA GALICIA 0,0	50	6	6	20	30																	
3 LEOPARD RACING	38	18	12	16	22																	
4 REDOX PRUESTELGP	36	20	2	9	27																	
5 PETRONAS SPRINTA RACING	24	32	12	13	11																	
6 SIC58 SQUADRA CORSE	21	35	3	13	8																	
7 RBA BOE SKULL RIDER	21	35	0	14	7																	
8 HONDA TEAM ASIA	9	47	12	9	-																	
9 ANGEL NIETO TEAM MOTO3	9	47	0	6	3																	
10 BESTER CAPITAL DUBAI	9	47	0	5	4																	
11 MARINELLI SNIPERS TEAM	6	50	3	-	6																	
12 REALE AVINTIA ACADEMY	1	55	5	-	1																	

These data/results cannot be reproduced, stored and/or transmitted in whole or in part by any manner of electronic, mechanical, photocopying, recording, broadcasting or otherwise now known or herein after developed without the previous express consent by the copyright owner, except for reproduction in daily press and regular printed publications on sale to the public within 60 days of the event related to those data/results and always provided that copyright symbol appears together as follows below.

© DORNA, 2018

Official MotoGP Timing by TISSOT
www.motogp.com





GRAN PREMIO MOTUL DE LA REPÚBLICA ARGENTINA

Race

Lap Chart

31

4806 m.

Pos	1	2	3	4	5	6	7	8	9	10	11	12	13	14	15	16	17	18	19	20	21	22	23	24	25	26	27	28
Grid	14	12	19	7	33	21	23	44	88	16	5	75	71	10	48	11	22	84	24	65	72	17	41	27	40	42	8	76



	1	2	3	4	5	6	7	8	9	10	11	12	13	14	15	16	17	18	19	20	21	22	23	24	25	26	27	28	
1	12	19	33	21	7	5	44	16	48	23	75	10	22	71	72	17	11	40	14	27	84	41	8	42	76	24	65	88	
2	12	19	21	33	7	5	44	48	16	23	10	75	72	22	71	17	11	40	27	84	14	41	8	42	76	24	88	65	
3	12	21	19	7	5	44	33	48	23	16	10	72	22	75	71	17	11	40	27	84	41	14	8	42	76	24	88	65	
4	12	21	19	7	44	5	33	48	23	72	10	16	22	75	71	17	11	40	84	27	41	14	8	42	76	24	88	65	
5	12	21	19	44	7	5	33	72	23	48	10	16	22	75	17	11	71	40	27	84	14	41	42	8	76	24	88	65	
6	12	21	44	5	19	7	72	33	23	10	48	16	75	17	11	22	71	40	27	84	14	41	42	8	24	88	65	76	
7	12	21	5	44	19	7	72	33	23	10	48	16	75	17	11	71	22	27	40	84	41	14	42	8	88	24	65	76	
8	12	5	44	21	19	7	72	33	10	23	48	75	27	11	17	40	71	16	84	22	41	14	42	8	88	24	65	76	
9	12	44	21	5	19	7	72	10	33	23	48	75	27	17	11	40	84	16	22	71	41	14	42	8	88	24	65	76	
10	12	21	44	5	19	7	10	72	23	33	48	75	27	17	11	84	40	16	22	71	41	14	42	8	88	24	65	76	
L	11	12	21	44	5	19	7	10	72	23	48	33	75	17	27	11	84	16	40	71	22	41	14	42	8	88	24	65	76
a	12	12	21	44	5	7	19	10	23	72	48	33	75	17	27	84	16	11	40	71	22	41	14	42	88	8	24	65	76
P	13	12	21	5	44	7	19	10	23	72	33	48	75	16	17	40	27	11	84	71	22	14	41	42	88	8	24	65	76
S	14	12	5	21	44	7	10	19	23	33	72	48	16	40	11	75	27	71	84	17	22	14	41	42	88	8	24	65	76
	15	12	21	5	44	7	10	19	23	33	72	48	40	16	75	11	27	71	84	17	22	14	42	41	88	8	24	65	76
	16	12	21	44	7	5	10	33	48	23	72	19	16	40	75	27	71	11	84	17	22	14	42	41	88	8	24	65	76
	17	12	44	21	7	5	33	10	23	48	72	19	16	75	40	27	11	71	17	84	22	14	42	41	88	24	65	76	
	18	12	21	44	5	7	33	10	48	23	19	72	16	11	71	84	27	14	42	17	22	41	88	24	40	65	76		
	19	12	44	21	5	7	33	48	23	72	19	16	84	11	14	42	71	88	27	17	41	22	24	40	65	76			
	20	12	44	21	33	7	48	23	72	19	14	16	11	88	84	42	71	41	17	27	22	24	40	65	76				
	21	12	44	21	33	7	72	48	23	19	14	88	42	16	84	11	71	17	41	27	22	24	40	65					

Winner Lapped rider

These data/results cannot be reproduced, stored and/or transmitted in whole or in part by any manner of electronic, mechanical, photocopying, recording, broadcasting or otherwise now known or herein after developed without the previous express consent by the copyright owner, except for reproduction in daily press and regular printed publications on sale to the public within 60 days of the event related to those data/results and always provided that copyright symbol appears together as follows below.

© DORNA, 2018

Official MotoGP Timing by TISSOT
www.motogp.com

Termas de Río Hondo, Sunday, April 08, 2018

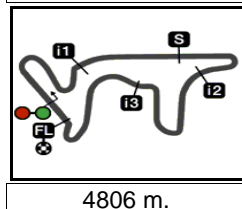


GRAN PREMIO MOTUL DE LA REPÚBLICA ARGENTINA

Race

Fastest Lap of Each Rider

32



4806 m.

	Rider	Nation	Team	Motorcycle	Time	Lap Total	Gap
1	88 Jorge MARTIN	SPA	Del Conca Gresini Moto3	HONDA	1'55.968	18 21	
2	76 Makar YURCHENKO	KAZ	CIP - Green Power	KTM	1'55.987	17 20	0.019 0.019
3	14 Tony ARBOLINO	ITA	Marinelli Snipers Team	HONDA	1'56.621	21 21	0.653 0.634
4	42 Marcos RAMIREZ	SPA	Bester Capital Dubai	KTM	1'57.118	15 21	1.150 0.497
5	21 Fabio DI GIANNANTONIO	ITA	Del Conca Gresini Moto3	HONDA	1'57.679	21 21	1.711 0.561
6	33 Enea BASTIANINI	ITA	Leopard Racing	HONDA	1'57.820	21 21	1.852 0.141
7	41 Nakarin ATIRATPHUVAPAT	THA	Honda Team Asia	HONDA	1'57.847	20 21	1.879 0.027
8	84 Jakub KORNFEIL	CZE	Redox PruestelGP	KTM	1'58.065	21 21	2.097 0.218
9	44 Aron CANET	SPA	Estrella Galicia 0,0	HONDA	1'58.077	19 21	2.109 0.012
10	10 Dennis FOGGIA	ITA	SKY Racing Team VR46	KTM	1'58.186	18 18	2.218 0.109
11	5 Jaume MASIA	SPA	Bester Capital Dubai	KTM	1'58.295	18 19	2.327 0.109
12	16 Andrea MIGNO	ITA	Angel Nieto Team Moto3	KTM	1'58.320	21 21	2.352 0.025
13	11 Livio LOI	BEL	Reale Avintia Academy	KTM	1'58.329	21 21	2.361 0.009
14	8 Nicolo BULEGA	ITA	SKY Racing Team VR46	KTM	1'58.564	14 16	2.596 0.235
15	48 Lorenzo DALLA PORTA	ITA	Leopard Racing	HONDA	1'58.590	16 21	2.622 0.026
16	7 Adam NORRODIN	MAL	Petronas Sprinta Racing	HONDA	1'58.597	17 21	2.629 0.007
17	72 Alonso LOPEZ	SPA	Estrella Galicia 0,0	HONDA	1'58.688	21 21	2.720 0.091
18	12 Marco BEZZECCHI	ITA	Redox PruestelGP	KTM	1'58.803	20 21	2.835 0.115
19	23 Niccolò ANTONELLI	ITA	SIC58 Squadra Corse	HONDA	1'58.925	17 21	2.957 0.122
20	19 Gabriel RODRIGO	ARG	RBA BOE Skull Rider	KTM	1'58.969	17 21	3.001 0.044
21	24 Tatsuki SUZUKI	JPN	SIC58 Squadra Corse	HONDA	1'59.040	16 21	3.072 0.071
22	71 Ayumu SASAKI	JPN	Petronas Sprinta Racing	HONDA	1'59.458	18 21	3.490 0.418
23	75 Albert ARENAS	SPA	Angel Nieto Team Moto3	KTM	1'59.461	15 17	3.493 0.003
24	17 John MCPHEE	GBR	CIP - Green Power	KTM	1'59.500	17 21	3.532 0.039
25	65 Philipp OETTL	GER	Sudmetal Schedl GP Racing	KTM	1'59.591	19 21	3.623 0.091
26	27 Kaito TOBA	JPN	Honda Team Asia	HONDA	1'59.614	15 21	3.646 0.023
27	40 Darryn BINDER	RSA	Red Bull KTM Ajo	KTM	1'59.752	14 21	3.784 0.138
28	22 Kazuki MASAKI	JPN	RBA BOE Skull Rider	KTM	2'00.038	3 21	4.070 0.286

These data/results cannot be reproduced, stored and/or transmitted in whole or in part by any manner of electronic, mechanical, photocopying, recording, broadcasting or otherwise now known or herein after developed without the previous express consent by the copyright owner, except for reproduction in daily press and regular printed publications on sale to the public within 60 days of the event related to those data/results and always provided that copyright symbol appears together as follows below.

© DORNA, 2018

Official MotoGP Timing by TISSOT
www.motogp.com

Termas de Río Hondo, Sunday, April 08, 2018





GRAN PREMIO MOTUL DE LA REPÚBLICA ARGENTINA

After the Race

Event Best Maximum Speed

33



Rider	Nation Team	Motorcycle	Km/h	
88 Jorge MARTIN	SPA Del Conca Gresini Moto3	HONDA	230.0	Free Practice Nr. 2
16 Andrea MIGNO	ITA Angel Nieto Team Moto3	KTM	229.8	Qualifying
27 Kaito TOBA	JPN Honda Team Asia	HONDA	229.8	Free Practice Nr. 2
75 Albert ARENAS	SPA Angel Nieto Team Moto3	KTM	229.3	Qualifying
84 Jakub KORNFEIL	CZE Redox PruestelGP	KTM	229.2	Free Practice Nr. 1
17 John MCPHEE	GBR CIP - Green Power	KTM	228.7	Race
71 Ayumu SASAKI	JPN Petronas Sprinta Racing	HONDA	228.6	Free Practice Nr. 1
12 Marco BEZZECCHI	ITA Redox PruestelGP	KTM	228.4	Qualifying
22 Kazuki MASAKI	JPN RBA BOE Skull Rider	KTM	228.3	Race
11 Livio LOI	BEL Reale Avintia Academy	KTM	227.7	Free Practice Nr. 2
14 Tony ARBOLINO	ITA Marinelli Snipers Team	HONDA	227.6	Free Practice Nr. 2
10 Dennis FOGGIA	ITA SKY Racing Team VR46	KTM	227.3	Qualifying
48 Lorenzo DALLA PORTA	ITA Leopard Racing	HONDA	226.9	Free Practice Nr. 2
65 Philipp OETTL	GER Sudmetal Schedl GP Racing	KTM	226.7	Free Practice Nr. 1
7 Adam NORRODIN	MAL Petronas Sprinta Racing	HONDA	226.6	Free Practice Nr. 2
19 Gabriel RODRIGO	ARG RBA BOE Skull Rider	KTM	226.1	Free Practice Nr. 1
40 Darryn BINDER	RSA Red Bull KTM Ajo	KTM	226.1	Free Practice Nr. 1
33 Enea BASTIANINI	ITA Leopard Racing	HONDA	226.0	Qualifying
24 Tatsuki SUZUKI	JPN SIC58 Squadra Corse	HONDA	225.6	Qualifying
76 Makar YURCHENKO	KAZ CIP - Green Power	KTM	225.4	Free Practice Nr. 2
8 Nicolò BULEGA	ITA SKY Racing Team VR46	KTM	225.2	Free Practice Nr. 1
44 Aron CANET	SPA Estrella Galicia 0,0	HONDA	225.0	Free Practice Nr. 2
41 Nakarin ATIRATPHUVAPAT	THA Honda Team Asia	HONDA	224.8	Free Practice Nr. 1
72 Alonso LOPEZ	SPA Estrella Galicia 0,0	HONDA	224.6	Free Practice Nr. 1
23 Niccolò ANTONELLI	ITA SIC58 Squadra Corse	HONDA	224.3	Free Practice Nr. 2
5 Jaume MASIA	SPA Bester Capital Dubai	KTM	223.7	Free Practice Nr. 2
42 Marcos RAMIREZ	SPA Bester Capital Dubai	KTM	223.3	Free Practice Nr. 1
21 Fabio DI GIANNANTONIO	ITA Del Conca Gresini Moto3	HONDA	222.0	Warm Up

These data/results cannot be reproduced, stored and/or transmitted in whole or in part by any manner of electronic, mechanical, photocopying, recording, broadcasting or otherwise now known or herein after developed without the previous express consent by the copyright owner, except for reproduction in daily press and regular printed publications on sale to the public within 60 days of the event related to those data/results and always provided that copyright symbol appears together as follows below.

© DORNA, 2018

Official MotoGP Timing by TISSOT
www.motogp.com

Termas de Río Hondo, Sunday, April 08, 2018

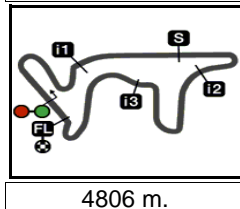


GRAN PREMIO MOTUL DE LA REPÚBLICA ARGENTINA

Race

Chronological Analysis of Performances

34



4806 m.

* Lap / Sector time cancelled T1 Time from finish line to 1st intermediate T3 Time from 2nd intermed. to 3rd intermed.
 P Crossing the finish line in pit lane T2 Time from 1st intermed. to 2nd intermed. T4 Time from 3rd intermediate to finish line

Lap	Lap Time	T1	T2	T3	T4	Speed	Lap	Lap Time	T1	T2	T3	T4	Speed
1st 12 Marco BEZZECCHI Redox PruestelGP ITA							3rd 21 Fabio DI GIANNANT Del Conca Gresini Mo ITA						
Runs=1 Total laps=21 Full laps=20							Runs=1 Total laps=21 Full laps=20						
1	2'00.397	34.724	30.085	29.156	26.432	213.7	1	2'02.050	35.718	29.914	29.697	26.721	221.6
2	1'59.308	33.873	30.079	28.967	<u>26.389</u>	214.4	2	2'00.399	34.481	29.907	29.503	26.508	218.5
3	1'59.221	33.901	30.027	<u>28.838</u>	26.455	213.1	3	1'59.701	34.015	30.013	29.267	26.406	212.9
4	1'59.197	33.715	30.103	28.915	26.464	213.0	4	2'00.044	34.190	30.042	29.315	26.497	215.9
5	1'59.165	33.872	29.947	28.929	26.417	213.9	5	2'00.023	34.040	30.198	29.333	26.452	210.5
6	1'59.370	33.878	30.047	29.029	26.416	215.7	6	1'59.863	34.204	30.138	29.132	26.389	210.6
7	1'59.324	33.824	29.947	28.952	26.601	214.1	7	1'59.610	33.928	30.084	29.182	26.416	210.3
8	1'58.909	33.651	29.849	28.864	26.545	216.1	8	2'00.212	33.897	30.463	29.318	26.534	209.4
9	1'59.690	33.894	29.917	29.101	26.778	215.0	9	1'59.766	34.210	29.808	29.313	26.435	221.2
10	1'59.660	33.845	29.923	29.276	26.616	214.5	10	1'59.033	33.680	29.591	29.112	26.650	217.6
11	1'59.232	33.686	30.000	29.009	26.537	214.8	11	1'59.199	33.701	29.969	29.091	26.438	211.8
12	1'58.886	33.670	29.791	28.847	26.578	216.2	12	1'59.135	33.682	29.983	29.034	26.436	212.2
13	1'59.229	33.576	29.911	29.145	26.597	214.8	13	1'59.264	33.679	29.926	29.084	26.575	210.6
14	1'59.258	33.736	29.751	29.004	26.767	216.0	14	1'59.711	33.543	30.056	29.466	26.646	211.4
15	1'59.012	33.568	<u>29.689</u>	29.094	26.661	216.7	15	1'59.559	33.942	29.841	29.330	26.446	218.8
16	1'59.158	33.639	29.838	29.023	26.658	215.9	16	1'58.943	33.519	29.764	28.966	26.694	211.9
17	1'58.808	33.607	29.710	29.063	26.428	215.8	17	1'58.770	33.724	29.538	29.116	26.392	221.2
18	1'58.896	33.633	29.773	28.985	26.505	<u>217.2</u>	18	1'58.302	33.246	29.608	29.060	26.388	219.1
19	1'58.854	<u>33.457</u>	29.723	29.030	26.644	214.7	19	1'59.014	34.090	29.827	28.813	<u>26.284</u>	213.7
20	<u>1'58.803</u>	33.556	29.702	29.065	26.480	215.3	20	1'58.508	<u>33.110</u>	30.273	<u>28.751</u>	26.374	215.6
21	1'59.445	33.475	29.851	29.311	26.808	214.5	21	<u>1'57.679</u>	33.136	<u>29.410</u>	28.812	26.321	213.8
2nd 44 Aron CANET Estrella Galicia 0,0 SPA							4th 33 Enea BASTIANINI Leopard Racing ITA						
Runs=1 Total laps=21 Full laps=20							Runs=1 Total laps=21 Full laps=20						
1	2'03.093	36.087	30.434	29.664	26.908	216.2	1	2'01.971	35.391	30.155	29.687	26.738	218.1
2	2'00.126	34.075	29.997	29.371	26.683	221.2	2	2'00.699	34.437	30.202	29.451	26.609	218.0
3	2'00.000	34.045	29.929	29.517	26.509	220.6	3	2'01.042	34.835	30.233	29.395	26.579	218.5
4	1'59.877	34.129	29.983	29.342	26.423	<u>222.7</u>	4	2'00.392	34.319	30.225	29.363	26.485	217.4
5	2'00.062	34.073	29.897	29.379	26.713	220.9	5	2'00.527	34.309	30.166	29.448	26.604	216.4
6	1'59.694	34.137	29.787	29.216	26.554	218.6	6	2'00.281	34.210	30.151	29.338	26.582	217.6
7	1'59.338	33.716	30.046	29.181	26.395	214.7	7	2'00.739	34.272	30.267	29.419	26.781	216.0
8	1'59.627	33.764	29.675	29.384	26.804	215.9	8	1'59.717	34.057	29.888	29.234	26.538	220.3
9	1'59.666	34.067	29.613	29.308	26.678	218.0	9	2'00.143	34.059	30.179	29.162	26.743	217.4
10	1'59.512	33.616	30.086	29.267	26.543	212.8	10	1'59.868	34.027	30.053	29.161	26.627	219.5
11	1'59.400	33.616	29.928	29.284	26.572	211.5	11	1'59.449	33.869	29.784	29.199	26.597	219.9
12	1'58.979	33.561	29.780	29.205	26.433	217.7	12	1'59.450	34.076	29.781	29.074	26.519	<u>223.7</u>
13	1'59.428	33.674	30.058	29.243	26.453	216.0	13	1'59.307	33.960	29.801	29.076	26.470	220.8
14	1'59.364	33.511	29.715	29.539	26.599	218.5	14	1'58.904	33.839	29.671	29.042	26.352	221.2
15	1'59.796	33.902	29.803	29.591	26.500	219.3	15	1'58.848	33.768	29.573	29.012	26.495	219.5
16	1'58.644	33.558	<u>29.435</u>	29.095	26.556	216.5	16	1'58.325	33.738	29.387	28.919	26.281	220.0
17	1'58.465	33.368	29.607	29.200	<u>26.290</u>	211.8	17	1'57.933	33.406	29.446	28.841	<u>26.240</u>	220.7
18	1'58.700	33.176	29.982	29.196	26.346	212.5	18	1'58.128	33.619	29.472	28.759	26.278	219.5
19	<u>1'58.077</u>	<u>32.992</u>	29.538	<u>29.012</u>	26.535	213.0							
20	1'58.432	33.050	29.647	29.059	26.676	211.4							

Fastest Lap: Marco BEZZECCHI Redox PruestelGP ITA **1'58.803** 33.556 29.702 29.065 26.480

These data/results cannot be reproduced, stored and/or transmitted in whole or in part by any manner of electronic, mechanical, photocopying, recording, broadcasting or otherwise now known or herein after developed without the previous express consent by the copyright owner, except for reproduction in daily press and regular printed publications on sale to the public within 60 days of the event related to those data/results and always provided that copyright symbol appears together as follows below.
 © DORNA, 2018



Race

Moto3

Lap	Lap Time	T1	T2	T3	T4	Speed	Lap	Lap Time	T1	T2	T3	T4	Speed
19	1'58.214	33.434	29.336	28.894	26.550	219.9	3	2'00.512	34.455	30.033	29.474	26.550	221.4
20	1'57.883	33.354	29.422	28.684	26.423	216.6	4	2'00.617	34.410	30.046	29.751	26.410	223.8
21	1'57.820	33.242	29.449	28.732	26.397	218.1	5	2'01.094	34.605	30.483	29.462	26.544	219.1
5th 7 Adam NORRODIN Petronas Sprinta Raci MAL							6	2'00.822	34.624	29.838	29.480	26.880	223.0
Runs=1 Total laps=21 Full laps=20							7	1'59.905	34.216	29.828	29.378	26.483	221.4
1	2'02.229	35.580	30.279	29.692	26.678	216.9	8	1'59.577	34.070	29.725	29.215	26.567	223.8
2	2'00.625	34.468	30.011	29.513	26.633	216.1	9	1'59.904	34.197	29.967	29.144	26.596	223.4
3	2'00.045	34.005	30.151	29.326	26.563	214.7	10	1'59.736	34.100	29.767	29.297	26.572	224.4
4	1'59.979	34.061	30.054	29.418	26.446	216.2	11	1'59.183	33.981	29.590	29.168	26.444	223.9
5	2'00.461	34.132	30.227	29.499	26.603	217.6	12	1'59.412	34.017	29.674	29.051	26.670	224.1
6	2'00.137	34.242	30.146	29.278	26.471	218.4	13	1'59.542	34.220	29.541	29.177	26.604	221.0
7	1'59.691	33.909	30.016	29.298	26.468	217.0	14	1'59.255	34.055	29.435	29.203	26.562	223.8
8	1'59.370	33.903	29.746	29.311	26.410	218.8	15	1'58.878	33.868	29.365	29.062	26.583	223.7
9	2'00.052	34.167	29.825	29.331	26.729	220.4	16	1'58.590	33.739	29.447	28.877	26.527	223.2
10	1'59.419	33.803	29.811	29.237	26.568	219.1	17	1'59.474	33.895	29.770	29.288	26.521	223.0
11	1'59.451	33.801	29.906	29.167	26.577	218.9	18	1'59.247	33.734	29.518	29.350	26.645	222.4
12	1'59.008	33.791	29.525	29.210	26.482	219.6	19	1'59.711	34.006	29.576	29.399	26.730	220.8
13	1'58.768	33.519	29.682	29.070	26.497	217.0	20	1'59.295	33.837	29.969	29.180	26.309	216.4
14	1'59.293	33.509	29.782	29.351	26.651	218.6	21	1'59.604	34.000	29.358	29.387	26.859	219.4
15	1'59.823	33.785	29.948	29.537	26.553	216.7	8th 23 Niccolò ANTONELL SIC58 Squadra Corse ITA						
16	1'58.807	33.643	29.685	29.202	26.277	221.3	Runs=1 Total laps=21 Full laps=20						
17	1'58.597	33.482	29.575	29.184	26.356	219.9	1	2'03.738	36.825	30.424	29.803	26.686	217.6
18	1'58.961	33.367	29.761	29.193	26.640	217.6	2	2'00.697	34.317	30.140	29.603	26.637	220.9
19	1'59.135	33.525	29.587	29.386	26.637	219.5	3	2'00.331	34.354	29.861	29.429	26.687	221.0
20	1'58.932	33.600	29.625	29.046	26.661	216.4	4	2'00.022	34.148	30.188	29.283	26.403	220.3
21	2'00.151	33.656	30.065	29.680	26.750	214.3	5	2'00.683	34.415	30.335	29.461	26.472	217.0
6th 72 Alonso LOPEZ Estrella Galicia 0,0 SPA							6	2'00.346	34.329	30.069	29.526	26.422	218.2
Runs=1 Total laps=21 Full laps=20							7	1'59.933	33.866	30.044	29.317	26.706	220.1
1	2'04.929	37.322	30.902	29.949	26.756	219.9	8	1'59.979	34.151	29.903	29.317	26.608	223.0
2	2'00.758	34.110	29.939	29.904	26.805	221.5	9	1'59.895	33.996	30.043	29.186	26.670	216.4
3	1'59.691	33.848	29.828	29.393	26.622	218.5	10	1'59.412	34.131	29.691	29.119	26.471	222.3
4	2'00.106	34.141	29.981	29.383	26.601	222.4	11	1'59.265	33.782	29.824	29.177	26.482	220.8
5	1'59.496	33.966	29.854	29.283	26.393	216.6	12	1'59.033	33.876	29.646	29.127	26.384	217.0
6	1'59.775	34.025	29.805	29.351	26.594	217.6	13	1'58.963	33.641	29.900	29.124	26.298	218.7
7	2'00.049	34.637	29.810	29.247	26.355	217.4	14	1'59.398	33.817	29.899	29.184	26.498	220.8
8	1'59.050	33.738	29.928	29.104	26.280	215.1	15	1'59.505	33.737	29.660	29.188	26.920	219.8
9	1'59.343	33.777	29.811	29.276	26.479	218.2	16	1'59.439	34.031	29.970	29.045	26.393	222.2
10	2'01.453	35.552	30.101	29.185	26.615	211.3	17	1'58.925	33.811	29.734	29.123	26.257	223.1
11	1'59.419	33.973	29.896	29.145	26.405	218.1	18	1'59.761	33.656	29.855	29.710	26.540	217.7
12	1'59.558	33.936	30.052	29.053	26.517	216.2	19	1'59.663	33.925	29.714	29.279	26.745	220.5
13	1'59.335	33.921	29.890	28.987	26.537	215.7	20	1'59.282	33.888	29.531	29.285	26.578	221.2
14	1'59.682	33.831	30.400	29.076	26.375	218.4	21	1'59.915	33.609	29.783	29.014	27.509	214.3
15	1'58.869	33.783	29.675	28.988	26.423	220.5	9th 19 Gabriel RODRIGO RBA BOE Skull Rider ARG						
16	1'59.284	33.873	29.437	28.961	27.013	222.9	Runs=1 Total laps=21 Full laps=20						
17	1'59.267	33.808	29.392	29.509	26.558	221.0	1	2'01.496	35.229	30.319	29.403	26.545	214.8
18	1'59.782	33.727	30.091	29.088	26.876	216.8	2	2'00.540	34.246	30.152	29.527	26.615	211.5
19	1'59.353	33.781	29.568	29.232	26.772	221.8	3	2'00.250	33.939	29.994	29.419	26.898	210.7
20	1'59.284	33.837	29.748	29.264	26.435	220.6	4	2'00.404	34.202	30.164	29.483	26.555	213.0
21	1'58.688	33.566	29.730	29.263	26.129	217.3	5	2'00.270	34.211	29.963	29.405	26.691	218.1
7th 48 Lorenzo DALLA PO Leopard Racing ITA							6	2'00.242	34.219	30.072	29.241	26.710	213.8
Runs=1 Total laps=21 Full laps=20							7	1'59.401	33.833	29.943	29.151	26.474	217.9
1	2'03.538	37.059	30.276	29.454	26.749	220.8	8	1'59.496	33.833	29.792	29.279	26.592	218.7
2	1'59.851	34.131	29.988	29.274	26.458	222.0	9	2'00.071	34.293	29.802	29.284	26.692	219.4
							10	1'59.521	33.753	29.898	29.237	26.633	219.2

Fastest Lap: Marco BEZZECCHI Redox PruestelGP ITA 1'58.803 33.556 29.702 29.065 26.480

These data/results cannot be reproduced, stored and/or transmitted in whole or in part by any manner of electronic, mechanical, photocopying, recording, broadcasting or otherwise now known or herein after developed without the previous express consent by the copyright owner, except for reproduction in daily press and regular printed publications on sale to the public within 60 days of the event related to those data/results and always provided that copyright symbol appears together as follows below.
© DORNA, 2018

Official MotoGP Timing by TISSOT
www.motogp.com

Termas de Río Hondo, Sunday, April 08, 2018 Page 2 of 7



Race

Moto3

Lap	Lap Time	T1	T2	T3	T4	Speed	Lap	Lap Time	T1	T2	T3	T4	Speed
11	1'59.681	33.882	29.915	29.151	26.733	216.7	19	1'56.716	32.629	28.991	28.960	26.136	219.2
12	1'59.684	33.735	30.048	29.225	26.676	217.6	20	1'57.089	32.547	30.017	28.354	26.171	220.0
13	1'59.630	33.849	30.052	29.101	26.628	215.7	21	1'57.030	33.022	29.526	28.349	26.133	216.3
14	2'00.809	35.127	29.909	29.130	26.643	213.7							
15	1'59.521	33.776	29.584	29.149	27.012	217.4							
16	2'00.464	33.726	30.964	29.195	26.579	217.3							
17	1'58.969	33.827	29.531	29.021	26.590	219.9							
18	1'59.175	33.554	29.442	29.428	26.751	216.7							
19	1'59.886	33.797	29.612	29.572	26.905	218.6							
20	2'00.075	33.847	29.924	29.475	26.829	221.2							
21	2'00.810	33.813	30.092	29.562	27.343	214.3							

10th 14 Tony ARBOLINO Marinelli Snipers Tea ITA
Runs=1 Total laps=21 Full laps=20

1	2'06.805	36.480	31.232	31.139	27.954	218.6
2	2'05.227	35.208	31.102	30.941	27.976	214.0
3	2'03.964	35.577	30.588	30.430	27.369	218.4
4	2'02.633	34.573	30.604	30.411	27.045	218.9
5	2'02.094	34.344	30.496	30.050	27.204	221.4
6	2'01.861	34.212	30.306	30.214	27.129	216.7
7	2'02.075	34.361	30.940	29.969	26.805	211.3
8	2'00.994	34.055	30.320	29.611	27.008	218.4
9	2'00.185	33.764	30.184	29.514	26.723	221.3
10	2'01.166	34.493	30.148	29.807	26.718	218.5
11	2'00.266	33.835	30.001	29.156	27.274	218.8
12	1'59.414	33.678	29.995	29.212	26.529	218.2
13	1'58.605	33.279	29.666	29.181	26.479	220.8
14	1'58.551	33.287	29.798	28.836	26.630	215.7
15	1'58.482	33.445	29.727	28.895	26.415	217.3
16	1'57.738	33.191	29.509	28.762	26.276	222.1
17	1'57.324	33.123	29.636	28.540	26.025	217.5
18	1'57.797	32.976	29.401	29.289	26.131	220.4
19	1'58.173	32.941	29.544	29.152	26.536	224.0
20	1'58.146	33.250	29.458	29.124	26.314	223.3
21	1'56.621	32.644	29.397	28.507	26.073	217.2

11th 88 Jorge MARTIN Del Conca Gresini Mo SPA
Runs=1 Total laps=21 Full laps=20

1	2'49.342	31.649	30.870	30.502	27.682	212.7
2	2'02.134	34.599	30.444	29.942	27.149	214.7
3	2'00.803	34.181	30.269	29.702	26.651	215.0
4	1'59.566	33.685	30.004	29.382	26.495	214.2
5	1'58.930	33.496	29.741	29.249	26.444	215.9
6	1'58.931	33.457	29.749	29.263	26.462	215.9
7	1'58.557	33.614	29.641	29.123	26.179	213.0
8	1'58.544	33.154	29.898	29.266	26.226	213.9
9	1'57.911	33.092	29.692	28.934	26.193	215.3
10	1'57.414	32.918	29.572	28.911	26.013	216.1
11	1'57.544	32.980	29.432	28.813	26.319	217.1
12	1'57.781	32.928	29.677	28.882	26.294	213.8
13	1'57.297	32.997	29.468	28.696	26.136	213.3
14	1'57.369	32.953	29.410	28.741	26.265	215.7
15	1'57.189	32.921	29.368	28.758	26.142	216.5
16	1'56.521	32.564	29.282	28.647	26.028	216.0
17	1'56.559	32.694	29.313	28.622	25.930	218.2
18	1'55.968	32.366	29.083	28.490	26.029	220.3

12th 42 Marcos RAMIREZ Bester Capital Dubai SPA
Runs=1 Total laps=21 Full laps=20

1	2'12.833	39.611	31.480	32.325	29.417	217.7
2	2'07.848	36.919	31.241	31.387	28.301	215.5
3	2'04.467	35.526	30.784	30.661	27.496	216.2
4	2'03.623	35.018	30.552	30.485	27.568	218.0
5	2'03.935	34.942	31.023	30.369	27.601	219.9
6	2'02.148	34.572	30.468	30.176	26.932	213.9
7	2'00.827	33.755	30.254	29.943	26.875	214.3
8	1'59.716	33.528	29.913	29.672	26.603	214.3
9	1'59.808	33.583	30.157	29.443	26.625	215.1
10	1'58.824	33.477	29.802	29.145	26.400	215.1
11	1'58.690	33.225	29.736	29.252	26.477	214.3
12	1'57.865	32.976	29.650	28.970	26.269	214.5
13	1'57.603	32.876	29.484	28.908	26.335	215.6
14	1'57.571	32.872	29.438	28.987	26.274	214.9
15	1'57.118	32.649	29.285	28.844	26.340	221.4
16	1'57.312	32.780	29.503	28.727	26.302	220.7
17	1'57.441	33.159	29.620	28.479	26.183	214.8
18	1'57.837	33.525	29.299	28.695	26.318	219.1
19	1'58.280	32.890	29.548	29.238	26.604	221.2
20	1'58.572	33.195	29.700	28.902	26.775	220.3
21	1'57.564	33.171	29.528	28.680	26.185	219.9

13th 16 Andrea MIGNO Angel Nieto Team Mot ITA
Runs=1 Total laps=21 Full laps=20

1	2'03.429	36.573	30.507	29.574	26.775	218.2
2	2'00.859	34.410	30.139	29.509	26.801	222.7
3	2'00.755	34.395	30.092	29.448	26.820	218.9
4	2'01.043	34.168	30.077	29.494	27.304	224.2
5	2'01.363	34.458	30.271	29.770	26.864	218.6
6	2'00.856	34.297	30.061	29.596	26.902	216.9
7	2'00.774	34.183	30.060	29.659	26.872	216.8
8	2'02.327	34.489	30.633	29.975	27.230	218.6
9	2'01.305	34.627	30.044	29.519	27.115	221.7
10	2'00.539	34.182	29.914	29.615	26.828	218.4
11	1'59.800	33.807	29.673	29.549	26.771	224.8
12	2'00.636	34.265	29.729	29.435	27.207	222.8
13	2'00.582	34.340	29.663	29.696	26.883	222.7
14	1'59.998	33.981	29.801	29.472	26.744	219.8
15	2'00.184	33.901	29.929	29.434	26.920	213.9
16	1'59.572	33.679	29.792	29.306	26.795	214.3
17	1'59.656	33.776	29.866	29.366	26.648	214.6
18	1'59.722	33.829	29.911	29.358	26.624	215.8
19	1'59.243	33.590	29.927	29.322	26.404	214.0
20	1'59.235	33.452	29.824	29.282	26.677	214.9
21	1'58.320	33.222	29.543	29.056	26.499	218.4

14th 84 Jakub KORNFEIL Redox PruestelGP CZE
Runs=1 Total laps=21 Full laps=20

1	2'07.638	37.620	30.719	32.408	26.891	220.3
2	2'01.525	34.558	30.614	29.577	26.776	213.9

Fastest Lap: Marco BEZZECCHI Redox PruestelGP ITA 1'58.803 33.556 29.702 29.065 26.480

These data/results cannot be reproduced, stored and/or transmitted in whole or in part by any manner of electronic, mechanical, photocopying, recording, broadcasting or otherwise now known or herein after developed without the previous express consent by the copyright owner, except for reproduction in daily press and regular printed publications on sale to the public within 60 days of the event related to those data/results and always provided that copyright symbol appears together as follows below.
© DORNA, 2018

Official MotoGP Timing by TISSOT
www.motogp.com

Termas de Río Hondo, Sunday, April 08, 2018 Page 3 of 7



Race

Moto3

Lap	Lap Time	T1	T2	T3	T4	Speed	Lap	Lap Time	T1	T2	T3	T4	Speed
3	2'00.289	34.313	30.017	29.508	26.451	220.5	11	1'59.905	33.927	30.010	29.371	26.597	220.8
4	2'00.181	34.266	29.697	29.390	26.828	221.8	12	2'00.317	33.889	30.152	29.408	26.868	224.1
5	2'00.583	34.224	29.883	29.478	26.998	218.7	13	2'01.065	34.501	30.050	29.534	26.980	222.5
6	2'00.553	34.416	29.891	29.415	26.831	218.9	14	2'00.261	34.162	30.002	29.351	26.746	222.6
7	2'00.251	34.279	29.833	29.355	26.784	219.7	15	1'59.566	33.836	29.849	29.268	26.613	221.2
8	2'00.487	34.143	29.924	29.514	26.906	221.2	16	1'59.777	33.953	29.752	29.533	26.539	224.0
9	2'01.062	34.694	30.081	29.448	26.839	222.3	17	2'00.008	34.085	30.037	29.264	26.622	222.5
10	2'00.226	34.043	29.917	29.299	26.967	217.6	18	1'59.458	33.573	29.842	29.463	26.580	222.0
11	2'00.031	33.924	29.816	29.621	26.670	218.3	19	1'59.657	33.544	30.104	29.235	26.774	221.4
12	2'00.749	34.195	30.274	29.308	26.972	217.3	20	1'59.633	33.589	30.275	29.158	26.611	217.0
13	2'01.447	34.591	30.009	29.632	27.215	222.1	21	1'59.613	33.488	30.113	29.264	26.748	213.1
14	2'00.456	33.944	29.947	29.616	26.949	222.6	17th 17 John MCPHEE CIP - Green Power GBR						
15	1'59.805	33.939	29.697	29.402	26.767	222.7	Runs=1 Total laps=21 Full laps=20						
16	1'59.858	33.728	29.692	29.752	26.686	224.2	1	2'05.156	37.810	30.359	29.955	27.032	228.7
17	2'00.163	33.828	30.302	29.484	26.549	222.6	2	2'01.128	34.596	30.048	29.720	26.764	225.7
18	1'59.094	33.645	29.534	29.403	26.512	224.9	3	2'00.485	34.299	29.872	29.507	26.807	226.2
19	1'58.757	33.428	29.588	29.178	26.563	222.5	4	2'01.118	34.395	30.289	29.817	26.617	215.8
20	1'59.090	33.207	29.623	29.322	26.938	218.8	5	2'00.052	34.041	29.838	29.510	26.663	223.8
21	1'58.065	33.431	29.437	28.894	26.303	223.9	6	2'00.675	34.509	30.077	29.572	26.517	222.6
15th 11 Livio LOI Reale Avintia Academ BEL							7	2'01.026	34.313	30.092	29.822	26.799	219.1
Runs=1 Total laps=21 Full laps=20							8	2'01.414	34.146	30.128	29.867	27.273	222.1
1	2'05.315	37.172	30.850	30.185	27.108	218.0	9	2'00.762	34.370	30.077	29.609	26.706	223.2
2	2'01.117	34.687	29.934	29.703	26.793	226.4	10	2'00.572	34.028	30.151	29.561	26.832	215.9
3	2'00.485	34.370	29.843	29.534	26.738	226.3	11	2'00.118	33.890	29.883	29.523	26.822	221.1
4	2'01.261	34.412	30.080	30.048	26.721	215.8	12	2'00.873	33.793	30.078	29.557	27.445	216.8
5	1'59.934	34.058	29.817	29.326	26.733	223.4	13	2'01.113	34.301	30.240	29.814	26.758	213.6
6	2'00.653	34.510	29.710	29.467	26.966	225.0	14	2'01.109	33.947	30.040	29.547	27.575	220.3
7	2'00.977	34.339	29.993	29.833	26.812	219.7	15	2'00.292	34.341	29.865	29.574	26.512	218.6
8	2'01.148	34.238	29.943	30.138	26.829	224.2	16	1'59.768	33.595	30.291	29.280	26.602	218.6
9	2'01.116	34.193	30.197	29.969	26.757	215.8	17	1'59.500	33.909	29.653	29.409	26.529	220.0
10	2'00.558	34.132	29.974	29.596	26.856	219.6	18	2'00.602	33.602	29.692	29.704	27.604	220.9
11	2'00.170	33.908	29.863	29.664	26.735	220.0	19	2'00.891	33.998	29.864	29.842	27.187	217.5
12	2'01.026	34.426	30.013	29.573	27.014	217.9	20	1'59.823	33.986	29.678	29.485	26.674	218.2
13	2'01.125	34.643	29.944	29.657	26.881	220.2	21	2'00.282	33.927	29.911	29.618	26.826	211.1
14	1'59.988	33.882	29.801	29.591	26.714	217.1	18th 41 Nakarin ATIRATH Honda Team Asia THA						
15	1'59.797	33.781	29.679	29.572	26.765	220.1	Runs=1 Total laps=21 Full laps=20						
16	2'00.116	33.822	30.070	29.719	26.505	222.5	1	2'08.579	38.167	30.919	31.164	28.329	220.1
17	1'59.566	33.858	29.583	29.396	26.729	219.1	2	2'03.535	34.772	30.690	30.461	27.612	216.5
18	1'59.598	33.554	29.823	29.493	26.728	216.4	3	2'03.525	34.780	30.694	30.385	27.666	212.7
19	1'59.299	33.598	29.798	29.350	26.553	215.9	4	2'02.726	34.503	30.767	29.951	27.505	212.7
20	1'58.781	33.583	29.488	29.128	26.582	224.5	5	2'02.486	34.259	30.663	29.935	27.629	211.2
21	1'58.329	33.338	29.537	29.250	26.204	216.9	6	2'02.237	34.180	30.454	30.057	27.546	216.8
16th 71 Ayumu SASAKI Petronas Sprinta Raci JPN							7	2'01.224	33.968	30.513	29.732	27.011	211.5
Runs=1 Total laps=21 Full laps=20							8	2'01.005	33.776	30.550	29.612	27.067	212.8
1	2'04.827	37.482	30.379	29.691	27.275	219.9	9	2'00.418	33.651	30.331	29.417	27.019	212.3
2	2'01.128	34.686	30.023	29.577	26.842	220.7	10	2'00.291	33.788	30.265	29.552	26.686	211.4
3	2'00.651	34.378	30.227	29.495	26.551	220.7	11	2'00.235	33.674	30.164	29.519	26.878	212.3
4	2'00.928	34.324	30.120	29.755	26.729	220.3	12	1'59.807	33.662	29.956	29.466	26.723	214.2
5	2'00.771	34.205	30.233	29.546	26.787	218.2	13	1'59.614	33.382	29.960	29.304	26.968	213.3
6	2'00.925	34.423	30.172	29.519	26.811	222.1	14	1'58.877	33.350	29.655	29.199	26.673	218.2
7	2'00.848	34.260	30.125	29.598	26.865	219.5	15	1'58.407	33.158	29.595	28.983	26.671	218.4
8	2'01.200	34.320	30.136	29.735	27.009	218.6	16	1'58.107	33.017	29.704	29.155	26.231	221.7
9	2'01.784	34.837	30.492	29.563	26.892	222.5	17	1'58.509	33.214	29.571	28.994	26.730	219.4
10	2'00.752	34.340	30.148	29.491	26.773	216.9	18	1'58.475	32.825	29.407	29.159	27.084	220.0

Fastest Lap: Marco BEZZECCHI Redox PruestelGP ITA 1'58.803 33.556 29.702 29.065 26.480

These data/results cannot be reproduced, stored and/or transmitted in whole or in part by any manner of electronic, mechanical, photocopying, recording, broadcasting or otherwise now known or herein after developed without the previous express consent by the copyright owner, except for reproduction in daily press and regular printed publications on sale to the public within 60 days of the event related to those data/results and always provided that copyright symbol appears together as follows below.
© DORNA, 2018

Race

Moto3

Lap	Lap Time	T1	T2	T3	T4	Speed	Lap	Lap Time	T1	T2	T3	T4	Speed
19	1'58.763	33.287	29.682	29.158	26.636	219.8	3	2'01.181	34.574	30.367	29.582	26.658	211.3
20	1'57.847	33.110	29.431	28.966	26.340	215.8	4	2'01.337	34.556	30.690	29.594	26.497	212.2
21	2'03.047	37.756	29.627	29.112	26.552	213.2	5	2'00.720	34.329	30.230	29.647	26.514	212.7
19th 27 Kaito TOBA Honda Team Asia JPN							6	2'01.108	34.581	30.359	29.648	26.520	212.7
Runs=1 Total laps=21 Full laps=20							7	2'00.326	34.716	30.118	29.269	26.223	212.2
1	2'06.878	38.588	30.555	30.407	27.328	224.7	8	1'59.764	34.246	30.020	29.193	26.305	213.5
2	2'02.084	35.233	30.321	29.577	26.953	216.4	9	1'59.664	34.023	30.058	29.130	26.453	214.0
3	2'00.379	34.235	30.217	29.274	26.653	215.6	10	1'59.959	33.938	30.253	29.351	26.417	213.0
4	2'00.483	34.232	30.049	29.253	26.949	220.0	11	2'00.572	33.917	30.979	29.296	26.380	214.7
5	2'00.186	34.252	29.912	29.332	26.690	223.3	12	2'00.274	34.096	30.271	29.383	26.524	213.6
6	2'00.351	34.139	29.933	29.384	26.895	221.2	13	2'00.478	34.130	30.146	29.312	26.890	212.5
7	2'00.038	34.138	29.755	29.358	26.787	222.3	14	2'00.348	34.325	30.202	29.400	26.421	212.2
8	2'00.238	34.153	29.778	29.590	26.717	221.1	15	1'59.856	34.027	30.127	29.302	26.400	213.4
9	2'00.957	34.660	29.957	29.508	26.832	222.5	16	1'59.040	33.699	29.900	29.222	26.219	213.8
10	2'00.654	34.088	30.185	29.450	26.931	213.5	17	1'59.135	33.499	30.045	29.153	26.438	213.5
11	2'00.401	33.862	30.150	29.577	26.812	219.6	18	1'59.273	33.666	30.036	29.064	26.507	213.8
12	2'00.819	33.976	30.074	29.558	27.211	219.3	19	1'59.754	33.692	30.144	29.204	26.714	212.3
13	2'01.305	34.441	29.901	29.750	27.213	219.9	20	1'59.708	33.739	30.011	29.303	26.655	213.2
14	2'00.413	34.340	29.609	29.691	26.773	225.4	21	1'59.486	33.919	29.932	29.110	26.525	213.0
15	1'59.614	33.880	29.643	29.417	26.674	220.8	22nd 40 Darryn BINDER Red Bull KTM Ajo RSA						
16	1'59.758	33.909	29.843	29.436	26.570	223.8	Runs=1 Total laps=21 Full laps=20						
17	1'59.706	33.974	29.528	29.330	26.874	218.5	1	2'06.219	39.008	30.510	29.921	26.780	218.2
18	2'00.712	33.820	31.070	29.179	26.643	225.2	2	2'00.952	34.411	30.152	29.654	26.735	215.3
19	2'01.482	34.123	30.424	29.951	26.984	218.9	3	2'01.018	34.528	30.161	29.682	26.647	214.6
20	2'03.163	34.834	30.623	30.167	27.539	219.7	4	2'00.755	34.408	30.245	29.545	26.557	215.0
21	2'01.866	34.978	30.461	29.890	26.537	214.6	5	2'00.465	34.024	30.220	29.549	26.672	214.8
20th 22 Kazuki MASAKI RBA BOE Skull Rider JPN							6	2'00.655	34.254	30.188	29.537	26.676	215.0
Runs=1 Total laps=21 Full laps=20							7	2'00.791	34.123	30.580	29.350	26.738	217.4
1	2'04.607	37.946	29.963	29.540	27.158	228.3	8	2'00.282	34.123	30.024	29.527	26.608	218.3
2	2'01.222	34.514	30.145	29.498	27.065	222.8	9	2'01.139	34.458	30.089	29.833	26.759	220.2
3	2'00.038	34.294	29.845	29.270	26.629	222.3	10	2'00.781	34.476	30.249	29.568	26.488	218.9
4	2'00.656	34.441	30.044	29.299	26.872	218.1	11	2'00.214	33.795	30.043	29.582	26.794	222.2
5	2'01.114	34.450	30.257	29.455	26.952	218.7	12	2'00.629	34.141	30.233	29.429	26.826	221.4
6	2'01.403	34.583	30.479	29.476	26.865	219.5	13	2'00.745	34.362	29.813	29.805	26.765	224.2
7	2'01.203	34.204	30.035	29.770	27.194	221.7	14	1'59.752	33.956	29.748	29.393	26.655	220.2
8	2'01.492	34.458	29.995	30.073	26.966	223.4	15	1'59.908	33.914	29.940	29.446	26.608	215.1
9	2'01.183	34.578	30.147	29.433	27.025	222.1	16	1'59.939	33.975	29.801	29.394	26.769	218.7
10	2'00.632	34.199	30.051	29.549	26.833	220.2	17	1'59.884	34.178	29.940	29.190	26.576	215.4
11	2'00.383	33.991	30.108	29.347	26.937	218.6	18	2'40.890	33.567	1'08.900	30.888	27.535	218.1
12	2'01.570	33.902	30.054	30.830	26.784	222.9	19	2'02.466	34.738	30.817	29.912	26.999	210.1
13	2'00.316	34.038	29.978	29.436	26.864	217.4	20	2'02.204	34.472	30.711	29.867	27.154	209.3
14	2'00.048	33.871	29.889	29.327	26.961	221.4	21	2'01.518	34.108	30.363	29.856	27.191	209.7
15	2'00.484	34.267	29.915	29.505	26.797	223.6	23rd 65 Philipp OETTL Sudmetal Schedl GP GER						
16	2'00.301	33.925	30.163	29.317	26.896	214.3	Runs=1 Total laps=21 Full laps=20						
17	2'00.626	34.041	30.267	29.413	26.905	216.4	1	2'48.953	34.201	31.783	32.669	28.942	212.7
18	2'00.729	34.297	29.903	29.435	27.094	222.0	2	2'06.573	35.777	31.044	31.532	28.220	215.0
19	2'00.270	34.095	30.097	29.283	26.795	218.5	3	2'04.566	35.055	30.870	30.914	27.727	213.6
20	2'01.451	33.819	30.197	29.924	27.511	218.4	4	2'02.746	34.507	30.510	30.320	27.409	214.8
21	2'02.296	34.977	30.449	29.904	26.966	214.0	5	2'02.201	34.288	30.469	30.192	27.252	213.4
21st 24 Tatsuki SUZUKI SIC58 Squadra Corse JPN							6	2'03.031	34.563	30.675	30.502	27.291	215.1
Runs=1 Total laps=21 Full laps=20							7	2'02.220	34.345	30.282	30.031	27.562	214.0
1	2'42.205	37.712	30.537	1'06.519	27.437	225.2	8	2'02.149	34.377	30.544	30.083	27.145	213.3
2	2'01.939	35.081	30.510	29.824	26.524	209.7	9	2'02.101	34.384	30.309	30.192	27.216	215.0
							10	2'01.633	34.288	30.338	29.984	27.023	215.5

Fastest Lap: Marco BEZZECCHI Redox PruestelGP ITA 1'58.803 33.556 29.702 29.065 26.480

These data/results cannot be reproduced, stored and/or transmitted in whole or in part by any manner of electronic, mechanical, photocopying, recording, broadcasting or otherwise now known or herein after developed without the previous express consent by the copyright owner, except for reproduction in daily press and regular printed publications on sale to the public within 60 days of the event related to those data/results and always provided that copyright symbol appears together as follows below.
© DORNA, 2018

Official MotoGP Timing by TISSOT
www.motogp.com

Termas de Río Hondo, Sunday, April 08, 2018 Page 5 of 7



Race

Moto3

Lap	Lap Time	T1	T2	T3	T4	Speed	Lap	Lap Time	T1	T2	T3	T4	Speed
11	2'00.951	33.994	30.272	29.770	26.915	213.9	unfinished	33.147					221.6
12	2'01.093	34.036	30.177	29.963	26.917	216.0	26th 10 Dennis FOGGIA SKY Racing Team VR ITA						
13	2'00.627	34.099	30.182	29.592	26.754	212.3	Runs=1	Total laps=19	Full laps=17				
14	2'00.733	34.163	30.146	29.627	26.797	214.8	1	2'04.375	37.209	30.290	29.838	27.038	222.2
15	2'00.782	33.985	30.147	29.764	26.886	215.6	2	2'00.677	34.514	29.786	29.546	26.831	222.1
16	2'00.965	34.036	30.355	29.654	26.920	213.5	3	2'00.164	34.100	29.736	29.672	26.656	221.8
17	1'59.811	33.602	29.924	29.591	26.694	214.8	4	2'00.380	34.141	29.994	29.646	26.599	224.3
18	1'59.931	33.637	30.043	29.423	26.828	217.0	5	2'00.334	34.056	29.788	29.797	26.693	224.5
19	1'59.591	33.546	29.885	29.319	26.841	214.3	6	2'00.387	34.421	29.795	29.532	26.639	222.5
20	2'00.281	33.629	30.271	29.590	26.791	214.9	7	1'59.740	33.806	29.750	29.541	26.643	219.9
21	1'59.870	33.744	29.926	29.358	26.842	214.1	8	1'59.484	33.975	29.640	29.273	26.596	224.0

24th 76 Makar YURCHENK CIP - Green Power KAZ
Runs=2 Total laps=20 Full laps=17

1	2'37.044	38.285	30.259	1'00.638	27.862	223.3
2	2'02.425	34.709	30.767	29.850	27.099	212.0
3	2'02.405	34.562	30.689	29.889	27.265	211.1
4	2'01.604	34.335	30.619	29.779	26.871	213.1
5	1'57.552 P	34.143	30.541	29.928	22.940	211.4
6	3'56.223	34.035	32.046	30.892	27.855	211.2
7	2'01.814	34.231	30.673	29.869	27.041	210.8
8	2'00.252	33.761	29.984	29.627	26.880	220.5
9	1'59.942	33.473	30.271	29.582	26.616	213.3
10	1'59.074	33.181	30.085	29.180	26.628	212.3
11	1'58.868	33.176	30.113	29.120	26.459	212.3
12	1'58.125	33.501	29.436	28.787	26.401	218.8
13	1'57.051	32.750	29.318	28.622	26.361	217.7
14	1'57.265	32.895	29.383	28.647	26.340	219.6
15	1'56.359	32.610	29.165	28.587	25.997	219.1
16	1'56.617	32.732	29.267	28.619	25.999	221.8
17	1'55.987	32.403	29.015	28.486	26.083	223.6
18	1'58.302	33.668	29.769	28.624	26.241	222.3
19	1'57.997	33.318	29.235	28.871	26.573	221.4
20	1'56.086	32.466	29.171	28.700	25.749	220.2

25th 5 Jaume MASIA Bester Capital Dubai SPA
Runs=1 Total laps=20 Full laps=18

1	2'02.857	36.693	30.146	29.599	26.419	217.7
2	2'00.199	34.148	29.879	29.494	26.678	219.7
3	2'00.019	34.099	29.740	29.693	26.487	222.4
4	2'00.217	34.153	29.953	29.678	26.433	221.5
5	2'00.222	34.073	29.997	29.296	26.856	220.8
6	1'59.552	34.223	29.741	29.240	26.348	221.4
7	1'58.803	33.735	29.582	29.182	26.304	217.6
8	1'59.848	33.887	30.130	29.337	26.494	208.6
9	2'00.093	33.980	30.054	29.370	26.689	211.9
10	1'59.357	33.759	29.831	29.258	26.509	217.7
11	1'59.432	33.656	29.927	29.259	26.590	215.1
12	1'59.221	33.897	29.620	29.299	26.405	217.2
13	1'58.670	33.495	29.654	29.153	26.368	220.8
14	1'59.348	33.637	29.645	29.477	26.589	215.8
15	1'59.971	33.835	30.001	29.689	26.446	209.2
16	1'59.916	34.025	29.687	29.740	26.464	218.2
17	1'58.457	33.484	29.606	29.119	26.248	219.3
18	1'58.295	33.554	29.491	28.978	26.272	220.1
19	1'58.334	33.478	29.366	29.174	26.316	219.1

9	1'59.512	34.035	29.746	29.122	26.609	217.4
10	1'59.420	33.868	29.633	29.331	26.588	217.6
11	1'59.186	33.788	29.721	29.178	26.499	214.3
12	1'59.152	33.576	29.623	29.194	26.759	216.8
13	1'59.190	33.606	29.843	29.182	26.559	216.2
14	1'59.104	33.974	29.404	29.156	26.570	215.8
15	1'59.348	33.588	29.816	29.191	26.753	212.2
16	1'58.841	33.451	29.539	29.184	26.667	217.4
17	1'58.762	33.360	29.462	29.392	26.548	217.2
18	1'58.186	33.397	29.404	28.903	26.482	222.4
unfinished	33.328					219.8

27th 75 Albert ARENAS Angel Nieto Team Mot SPA
Runs=1 Total laps=18 Full laps=16

1	2'04.191	36.931	30.437	29.768	27.055	220.1
2	2'01.339	34.366	30.392	29.720	26.861	217.2
3	2'00.778	34.412	30.235	29.501	26.630	216.9
4	2'00.842	34.341	30.153	29.607	26.741	217.8
5	2'00.657	34.129	30.131	29.497	26.900	218.4
6	2'00.603	34.153	30.135	29.486	26.829	217.1
7	2'00.849	34.157	30.139	29.886	26.667	218.4
8	2'01.087	34.054	30.337	29.858	26.838	215.4
9	2'00.813	33.856	30.419	29.699	26.839	211.0
10	2'00.592	33.712	30.289	29.615	26.976	210.5
11	2'00.339	33.673	30.175	29.589	26.902	211.0
12	2'01.063	33.829	30.246	29.894	27.094	211.6
13	2'00.750	34.031	30.108	29.756	26.855	211.5
14	2'01.164	33.943	30.317	29.687	27.217	212.3
15	1'59.461	33.714	29.697	29.309	26.741	218.2
16	1'59.779	33.836	29.838	29.398	26.707	218.2
17	1'59.568	33.681	29.773	29.474	26.640	216.2
unfinished	33.712	31.010	29.545			216.9

28th 8 Nicolo BULEGA SKY Racing Team VR ITA
Runs=1 Total laps=16 Full laps=14

1	2'12.487	40.104	31.306	32.151	28.926	215.1
2	2'07.121	36.696	31.362	31.113	27.950	209.9
3	2'04.994	35.638	31.050	30.690	27.616	210.2
4	2'03.899	35.075	30.773	30.574	27.477	209.9
5	2'04.395	34.950	31.030	30.531	27.884	209.4
6	2'02.535	34.773	30.442	30.196	27.124	212.4
7	2'01.988	34.547	30.197	29.757	27.487	212.3
8	2'00.983	34.373	30.071	29.666	26.873	212.5
9	2'01.288	34.224	30.353	29.709	27.002	209.7

Fastest Lap: Marco BEZZECCHI Redox PruestelGP ITA 1'58.803 33.556 29.702 29.065 26.480

These data/results cannot be reproduced, stored and/or transmitted in whole or in part by any manner of electronic, mechanical, photocopying, recording, broadcasting or otherwise now known or herein after developed without the previous express consent by the copyright owner, except for reproduction in daily press and regular printed publications on sale to the public within 60 days of the event related to those data/results and always provided that copyright symbol appears together as follows below.
© DORNA, 2018

Race

Moto3

Lap	Lap Time	T1	T2	T3	T4	Speed	Lap	Lap Time	T1	T2	T3	T4	Speed
10	1'59.896	33.979	29.855	29.507	26.555	214.3							
11	1'59.387	33.797	29.938	29.110	26.542	213.0							
12	1'58.821	33.516	30.005	29.083	26.217	211.3							
13	1'59.652	33.374	31.016	29.017	26.245	216.5							
14	1'58.564	33.560	29.705	28.963	26.336	212.4							
15	1'58.722	33.518	29.816	29.161	26.227	211.7							
16	1'54.814 P	33.577	29.775	29.195	22.267	211.9							

Fastest Lap: Marco BEZZECCHI Redox PruestelGP ITA **1'58.803** 33.556 29.702 29.065 26.480

These data/results cannot be reproduced, stored and/or transmitted in whole or in part by any manner of electronic, mechanical, photocopying, recording, broadcasting or otherwise now known or herein after developed without the previous express consent by the copyright owner, except for reproduction in daily press and regular printed publications on sale to the public within 60 days of the event related to those data/results and always provided that copyright symbol appears together as follows below.
© DORNA, 2018

Official MotoGP Timing by **TISSOT**
www.motogp.com

Termas de Río Hondo, Sunday, April 08, 2018 Page 7 of 7

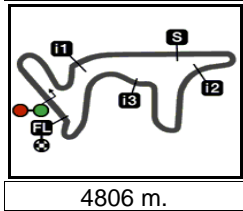


GRAN PREMIO MOTUL DE LA REPÚBLICA ARGENTINA

Race

Analysis by Lap

35



4806 m.

Num Lap Time Gap

Lap 1			Lap 3			Lap 5			Lap 7			Lap 9		
12	2'00.397		12	1'59.221		12	1'59.165		12	1'59.324		12	1'59.690	
19	2'01.496	1.099	21	1'59.701	3.224	21	2'00.023	4.929	21	1'59.610	5.708	44	1'59.666	6.902
33	2'01.971	1.574	19	2'00.250	3.360	19	2'00.270	5.672	5	1'58.803	5.887	21	1'59.766	7.087
21	2'02.050	1.653	7	2'00.045	3.973	44	2'00.062	5.870	44	1'59.338	6.208	5	2'00.093	7.229
7	2'02.229	1.832	5	2'00.019	4.149	7	2'00.461	6.051	19	1'59.401	6.621	19	2'00.071	7.589
5	2'02.857	2.460	44	2'00.000	4.293	5	2'00.222	6.226	7	1'59.691	7.185	7	2'00.052	8.008
44	2'03.093	2.696	33	2'01.042	4.786	33	2'00.527	7.343	72	2'00.049	8.822	72	1'59.343	8.616
16	2'03.429	3.032	48	2'00.512	4.975	72	1'59.496	7.692	33	2'00.739	9.669	10	1'59.512	10.472
48	2'03.538	3.141	23	2'00.331	5.840	23	2'00.683	8.183	23	1'59.933	9.768	33	2'00.143	10.930
23	2'03.738	3.341	16	2'00.755	6.117	48	2'01.094	8.324	10	1'59.740	10.075	23	1'59.895	11.043
75	2'04.191	3.794	10	2'00.164	6.290	10	2'00.334	8.642	48	1'59.905	10.357	48	1'59.904	11.239
10	2'04.375	3.978	72	1'59.691	6.452	16	2'01.363	10.161	16	2'00.774	13.097	75	2'00.813	16.578
22	2'04.607	4.210	22	2'00.038	6.941	22	2'01.114	10.349	75	2'00.849	13.277	27	2'00.957	17.013
71	2'04.827	4.430	75	2'00.778	7.382	75	2'00.657	10.519	17	2'01.026	13.658	17	2'00.762	17.235
72	2'04.929	4.532	71	2'00.651	7.680	17	2'00.052	10.651	11	2'00.977	13.760	11	2'01.116	17.425
17	2'05.156	4.759	17	2'00.485	7.843	11	1'59.934	10.824	71	2'00.848	14.096	40	2'01.139	17.695
11	2'05.315	4.918	11	2'00.485	7.991	71	2'00.771	11.017	22	2'01.203	14.261	84	2'01.062	17.988
40	2'06.219	5.822	40	2'01.018	9.263	40	2'00.465	12.121	27	2'00.038	14.417	16	2'01.305	18.130
14	2'06.805	6.408	27	2'00.379	10.415	27	2'00.186	12.722	40	2'00.791	14.873	22	2'01.183	18.337
27	2'06.878	6.481	84	2'00.289	10.526	84	2'00.583	12.928	84	2'00.251	15.038	71	2'01.784	18.481
84	2'07.638	7.241	41	2'03.525	16.713	14	2'02.094	23.435	41	2'01.224	28.330	41	2'00.418	31.154
41	2'08.579	8.182	14	2'03.964	17.070	41	2'02.486	23.563	14	2'02.075	28.677	14	2'00.185	31.257
8	2'12.487	12.090	8	2'04.994	25.676	42	2'03.935	35.418	42	2'00.827	39.699	42	1'59.808	40.624
42	2'12.833	12.436	42	2'04.467	26.222	8	2'04.395	35.608	8	2'01.988	41.437	8	2'01.288	45.109
76	2'37.044	36.647	76	2'02.405	42.948	76	1'57.552	43.742	88	1'58.557	52.281	88	1'57.911	50.137
24	2'42.205	41.808	24	2'01.181	46.399	24	2'00.720	50.094	24	2'00.326	52.834	24	1'59.664	53.663
65	2'48.953	48.556	88	2'00.803	53.353	88	1'58.930	53.487	65	2'02.220	1'14.308	65	2'02.101	1'19.959
88	2'49.342	48.945	65	2'04.566	1'01.166	65	2'02.201	1'07.751	76	2'01.814	2'43.085	76	1'59.942	2'44.680

Lap 2			Lap 4			Lap 6			Lap 8			Lap 10		
12	1'59.308		12	1'59.197		12	1'59.370		12	1'58.909		12	1'59.660	
19	2'00.540	2.331	21	2'00.044	4.071	21	1'59.863	5.422	5	1'59.848	6.826	21	1'59.033	6.460
21	2'00.399	2.744	19	2'00.404	4.567	44	1'59.694	6.194	44	1'59.627	6.926	44	1'59.512	6.754
33	2'00.699	2.965	7	1'59.979	4.755	5	1'59.552	6.408	21	2'00.212	7.011	5	1'59.357	6.926
7	2'00.625	3.149	44	1'59.877	4.973	19	2'00.242	6.544	19	1'59.496	7.208	19	1'59.521	7.450
5	2'00.199	3.351	5	2'00.217	5.169	7	2'00.137	6.818	7	1'59.370	7.646	7	1'59.419	7.767
44	2'00.126	3.514	33	2'00.392	5.981	72	1'59.775	8.097	72	1'59.050	8.963	10	1'59.420	10.232
48	1'59.851	3.684	48	2'00.617	6.395	33	2'00.281	8.254	33	1'59.717	10.477	72	2'01.453	10.409
16	2'00.859	4.583	23	2'00.022	6.665	23	2'00.346	9.159	10	1'59.484	10.650	23	1'59.412	10.795
23	2'00.697	4.730	72	2'00.106	7.361	10	2'00.387	9.659	23	1'59.979	10.838	33	1'59.868	11.138
10	2'00.677	5.347	10	2'00.380	7.473	48	2'00.822	9.776	48	1'59.577	11.025	48	1'59.736	11.315
75	2'01.339	5.825	16	2'01.043	7.963	16	2'00.856	11.647	75	2'01.087	15.455	75	2'00.592	17.510
72	2'00.758	5.982	22	2'00.656	8.400	75	2'00.603	11.752	27	2'00.238	15.746	27	2'00.654	18.007
22	2'01.222	6.124	75	2'00.842	9.027	17	2'00.675	11.956	11	2'01.148	15.999	17	2'00.572	18.147
71	2'01.128	6.250	71	2'00.928	9.411	11	2'00.653	12.107	17	2'01.414	16.163	11	2'00.558	18.323
17	2'01.128	6.579	17	2'01.118	9.764	22	2'01.403	12.382	40	2'00.282	16.246	84	2'00.226	18.554
11	2'01.117	6.727	11	2'01.261	10.055	71	2'00.925	12.572	71	2'01.200	16.387	40	2'00.781	18.816
40	2'00.952	7.466	40	2'00.755	10.821	40	2'00.655	13.406	16	2'02.327	16.515	16	2'00.539	19.009
27	2'02.084	9.257	84	2'00.181	11.510	27	2'00.351	13.703	84	2'00.487	16.616	22	2'00.632	19.309
84	2'01.525	9.458	27	2'00.483	11.701	84	2'00.553	14.111	22	2'01.492	16.844	71	2'00.752	19.573
14	2'05.227	12.327	41	2'02.726	20.242	14	2'01.861	25.926	41	2'01.005	30.426	41	2'00.291	31.785
41	2'03.535	12.409	14	2'02.633	20.506	41	2'02.237	26.430	14	2'00.994	30.762	14	2'01.166	32.763
8	2'07.121	19.903	8	2'03.899	30.378	42	2'02.148	38.196	42	1'59.716	40.506	42	1'58.824	39.788
42	2'07.848	20.976	42	2'03.623	30.648	8	2'02.535	38.773	8	2'00.983	43.511	8	1'59.896	45.345
76	2'02.425	39.764	76	2'01.604	45.355	24	2'01.108	51.832	88	1'58.544	51.916	88	1'57.414	47.891
24	2'01.939	44.439	24	2'01.337	48.539	88	1'58.931	53.048	24	1'59.764	53.689	24	1'59.959	53.962
88	2'02.134	51.771	88	1'59.566	53.722	65	2'03.031	1'11.412	65	2'02.149	1'17.548	65	2'01.633	1'21.932
65	2'06.573	55.821	65	2'02.746	1'04.715	76	3'56.223	2'40.595	76	2'00.252	2'44.428	76	1'59.074	2'44.094

Lapped rider

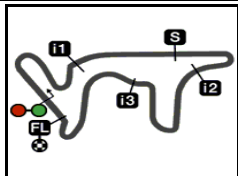
These data/results cannot be reproduced, stored and/or transmitted in whole or in part by any manner of electronic, mechanical, photocopying, recording, broadcasting or otherwise now known or herein after developed without the previous express consent by the copyright owner, except for reproduction in daily press and regular printed publications on sale to the public within 60 days of the event related to those data/results and always provided that copyright symbol appears together as follows below.

© DORNA, 2018



Num Lap Time Gap

Lap 11			Lap 12			Lap 13			Lap 14			Lap 15			Lap 16			Lap 17			Lap 18			Lap 19			Lap 20			Lap 21					
12	1'59.232		12	1'58.886		12	1'59.229		12	1'59.258		12	1'59.012		12	1'58.808		12	1'58.854		12	1'58.896		12	1'58.886		12	1'58.854		12	1'58.803		12	1'59.090	27.868
21	1'59.199	6.427	21	1'59.135	6.676	21	1'59.264	6.711	5	1'59.348	6.992	5	1'59.135	6.676	44	1'58.465	7.247	44	1'58.077	6.274	21	1'58.302	6.864	21	1'59.008	8.108	44	1'58.077	6.274	44	1'58.432	5.903	42	1'58.572	27.941
44	1'59.400	6.922	44	1'58.979	7.015	44	1'59.428	7.214	11	1'59.711	7.164	17	1'59.135	7.237	21	1'59.014	7.024	44	1'59.014	7.024	44	1'58.700	7.051	44	1'59.008	8.108	21	1'59.014	7.024	44	1'58.700	7.051	41	1'57.847	30.290
5	1'59.432	7.126	5	1'59.221	7.461	5	1'58.670	6.902	40	1'59.752	23.551	7	1'59.135	8.277	5	1'58.334	7.237	5	1'58.334	7.237	5	1'58.295	7.757	5	1'59.432	7.126	5	1'58.295	7.757	17	1'59.823	32.100			
19	1'59.681	7.899	7	1'59.008	8.108	7	1'58.768	7.647	11	1'59.988	24.027	8	1'59.135	8.277	7	1'59.135	8.277	7	1'59.135	8.277	7	1'59.681	7.899	7	1'58.961	7.996	27	2'03.163	35.244						
7	1'59.451	7.986	19	1'59.684	8.697	19	1'59.026	21.401	27	2'01.164	24.221	8	1'58.807	8.142	7	1'59.135	8.277	7	1'59.135	8.277	7	1'59.451	7.986	7	1'58.961	7.996	22	2'01.451	35.351						
10	1'59.186	10.186	10	1'59.152	10.452	10	1'59.026	21.401	7	1'59.293	7.682	8	1'54.814	40.530	8	1'59.135	8.277	8	1'59.135	8.277	10	1'59.186	10.186	10	1'58.128	9.003	24	1'59.708	1'02.264						
72	1'59.419	10.596	23	1'59.033	10.975	23	1'59.026	21.401	10	1'59.104	10.259	24	1'59.040	59.755	8	1'59.135	8.277	8	1'59.135	8.277	72	1'59.419	10.596	7	1'58.961	7.996	27	2'03.163	35.244						
23	1'59.265	10.828	72	1'59.558	11.268	72	1'59.026	21.401	19	2'00.809	10.649	65	2'00.965	1'32.308	8	1'59.135	8.277	8	1'59.135	8.277	33	1'58.128	9.003	23	1'59.265	10.828	23	1'58.128	9.003	22	2'01.451	35.351			
48	1'59.183	11.266	48	1'59.412	11.792	48	1'58.963	21.327	17	2'01.109	24.755	76	1'56.617	2'33.604	8	1'59.135	8.277	8	1'59.135	8.277	10	1'58.186	9.522	48	1'59.183	11.266	48	1'58.186	9.522	40	2'02.204	1'15.311			
33	1'59.449	11.355	33	1'59.450	11.919	33	1'58.821	45.435	22	2'00.048	25.021	48	1'59.412	11.792	8	1'59.135	8.277	8	1'59.135	8.277	33	1'58.128	9.003	33	1'59.449	11.355	33	1'58.128	9.003	22	2'01.451	35.351			
75	2'00.339	18.617	75	2'01.063	20.794	75	1'58.274	56.690	40	1'59.988	24.027	48	1'59.412	11.792	8	1'59.135	8.277	8	1'59.135	8.277	14	1'57.797	28.461	75	2'00.339	18.617	14	1'57.797	28.461	24	1'59.708	1'02.264			
17	2'00.118	19.033	17	2'00.873	21.020	16	2'01.093	1'25.858	11	1'59.988	24.027	22	2'00.048	25.021	8	1'59.135	8.277	8	1'59.135	8.277	14	1'57.797	28.461	17	2'00.118	19.033	14	1'57.797	28.461	40	2'02.204	1'15.311			
27	2'00.401	19.176	27	2'00.819	21.109	11	1'58.125	2'42.969	7	1'59.823	8.493	40	1'59.988	24.027	8	1'59.135	8.277	8	1'59.135	8.277	27	2'00.401	19.176	27	2'00.401	19.176	27	2'03.163	35.244						
11	2'00.170	19.261	84	2'00.749	21.216	65	1'58.125	2'42.969	8	1'58.821	45.435	40	1'59.988	24.027	8	1'59.135	8.277	8	1'59.135	8.277	11	2'00.170	19.261	11	2'00.170	19.261	22	2'01.451	35.351						
84	2'00.031	19.353	16	2'00.636	21.327	76	1'58.125	2'42.969	24	2'00.274	56.690	40	1'59.988	24.027	8	1'59.135	8.277	8	1'59.135	8.277	84	2'00.031	19.353	84	2'00.031	19.353	24	1'59.708	1'02.264						
16	1'59.800	19.577	11	2'01.026	21.401	76	1'58.125	2'42.969	65	2'00.733	1'28.731	16	1'59.243	27.069	8	1'59.135	8.277	8	1'59.135	8.277	16	1'59.800	19.577	16	1'59.800	19.577	40	2'02.204	1'15.311						
40	2'00.214	19.798	40	2'00.629	21.541	76	1'58.125	2'42.969	76	1'57.265	2'38.798	16	1'59.243	27.069	8	1'59.135	8.277	8	1'59.135	8.277	40	2'00.214	19.798	40	2'00.214	19.798	65	2'00.281	1'36.561						
71	1'59.905	20.246	71	2'00.317	21.677	76	1'58.125	2'42.969	76	1'57.265	2'38.798	16	1'59.243	27.069	8	1'59.135	8.277	8	1'59.135	8.277	71	1'59.905	20.246	71	1'59.905	20.246	76	1'56.086	2'26.615						
22	2'00.383	20.460	22	2'01.570	23.144	76	1'58.125	2'42.969	22	2'00.048	25.021	16	1'59.243	27.069	8	1'59.135	8.277	8	1'59.135	8.277	22	2'00.383	20.460	22	2'00.383	20.460	76	1'56.086	2'26.615						
41	2'00.235	32.788	41	1'59.807	33.709	76	1'58.125	2'42.969	48	1'59.255	12.102	16	1'59.243	27.069	8	1'59.135	8.277	41	2'00.235	32.788	41	2'00.235	32.788	41	2'00.235	32.788	76	1'56.086	2'26.615						
14	2'00.266	33.797	14	1'59.414	34.325	76	1'58.125	2'42.969	48	1'59.255	12.102	16	1'59.243	27.069	8	1'59.135	8.277	14	2'00.266	33.797	14	2'00.266	33.797	76	1'56.086	2'26.615									
75	2'00.339	18.617	42	1'57.865	38.225	76	1'58.125	2'42.969	48	1'59.255	12.102	16	1'59.243	27.069	8	1'59.135	8.277	75	2'00.339	18.617	75	2'00.339	18.617	76	1'56.086	2'26.615									
17	2'00.118	19.033	88	1'57.781	45.098	76	1'58.125	2'42.969	48	1'59.255	12.102	16	1'59.243	27.069	8	1'59.135	8.277	17	2'00.118	19.033	17	2'00.118	19.033	76	1'56.086	2'26.615									
27	2'00.401	19.176	8	1'58.821	45.435	76	1'58.125	2'42.969	48	1'59.255	12.102	16	1'59.243	27.069	8	1'59.135	8.277	27	2'00.401	19.176	27	2'00.401	19.176	76	1'56.086	2'26.615									
11	2'00.170	19.261	24	2'00.274	56.690	76	1'58.125	2'42.969	48	1'59.255	12.102	16	1'59.243	27.069	8	1'59.135	8.277	11	2'00.170	19.261	11	2'00.170	19.261	76	1'56.086	2'26.615									
84	2'00.031	19.353	65	2'01.093	1'25.858	76	1'58.125	2'42.969	48	1'59.255	12.102	16	1'59.243	27.069	8	1'59.135	8.277	84	2'00.031	19.353	84	2'00.031	19.353	76	1'56.086	2'26.615									
16	1'59.800	19.577	76	1'58.125	2'42.969	76	1'58.125	2'42.969	48	1'59.255	12.102	16	1'59.243	27.069	8	1'59.135	8.277	16	1'59.800	19.577	16	1'59.800	19.577	76	1'56.086	2'26.615									
40	2'00.214	19.798	76	1'58.125	2'42.969	76	1'58.125	2'42.969	48	1'59.255	12.102	16	1'59.243	27.069	8	1'59.135	8.277	40	2'00.214	19.798	40	2'00.214	19.798	76	1'56.086	2'26.615									
71	1'59.905	20.246	76	1'58.125	2'42.969	76	1'58.125	2'42.969	48	1'59.255	12.102	16	1'59.243	27.069	8	1'59.135	8.277	71	1'59.905	20.246	71	1'59.905	20.246	76	1'56.086	2'26.615									
22	2'00.383	20.460	76	1'58.125	2'42.969	76	1'58.125	2'42.969	48	1'59.255	12.102	16	1'59.243	27.069	8	1'59.135	8.277	22	2'00.383	20.460	22	2'00.383	20.460	76	1'56.086	2'26.615									
41	2'00.235	32.788	76	1'58.125	2'42.969	76	1'58.125	2'42.969	48	1'59.255	12.102	16	1'59.243	27.069	8	1'59.135	8.277	41	2'00.235	32.788	41	2'00.235	32.788	76	1'56.086	2'26.615									
14	2'00.266	33.797	76	1'58.125	2'42.969	76	1'58.125	2'42.969	48	1'59.255	12.102	16	1'59.243	27.069	8	1'59.135	8.277	14	2'00.266	33.797	14	2'00.266	33.797	76	1'56.086	2'26.615									
75	2'00.339	18.617	76	1'58.125	2'42.969	76	1'58.125	2'42.969	48	1'59.255	12.102	16	1'59.243	27.069	8	1'59.135	8.277	75	2'00.339	18.617	75	2'00.339	18.617	76	1'56.086	2'26.615									
17	2'00.118	19.033	76	1'58.125	2'42.969	76	1'58.125	2'42.969	48	1'59.255	12.102	16	1'59.243	27.069	8	1'59.135	8.277	17	2'00.118	19.033	17	2'00.118	19.033	76	1'56.086	2'26.615									
27	2'00.401	19.176	76	1'58.125	2'42.969	76	1'58.125	2'42.969	48	1'59.255	12.102	16	1'59.243	27.069	8	1'59.135	8.277	27	2'00.401	19.176	27	2'00.401	19.176	76	1'56.086	2'26.615									
11	2'00.170	19.261	76	1'58.125	2'42.969	76	1'58.125	2'42.969	48	1'59.255	12.102	16	1'59.243	27.069	8	1'59.135	8.277	11	2'00.170	19.261	11	2'00.170	19.261	76	1'56.086	2'26.615									
84	2'00.031	19.353	76	1'58.125	2'42.969	76	1'58.125	2'42.969	48	1'59.255	12.102	16	1'59.243	27.069	8	1'59.135	8.277	84	2'00.031	19.353	84	2'00.031	19.353	76	1'56.086										



GRAN PREMIO MOTUL DE LA REPÚBLICA ARGENTINA

36

4806 m.

2018 Rookie of the Year Classification

Rider	<i>Nation</i>	<i>Points</i>	<i>Leader Previous</i>	QAT	ARG	<i>AME</i>	<i>SPA</i>	<i>FRA</i>	<i>ITA</i>	<i>CAT</i>	<i>NED</i>	<i>GER</i>	<i>CZE</i>	<i>AUT</i>	<i>GBR</i>	<i>RSM</i>	<i>ARA</i>	<i>THA</i>	<i>JPN</i>	<i>AUS</i>	<i>MAL</i>	<i>VAL</i>	
1 LOPEZ Alonso	SPA	10		-	10																		
2 MASIA Jaume	SPA	4	6	6	4																		
3 MASAKI Kazuki	JPN	3	7	1	3																		

These data/results cannot be reproduced, stored and/or transmitted in whole or in part by any manner of electronic, mechanical, photocopying, recording, broadcasting or otherwise now known or herein after developed without the previous express consent by the copyright owner, except for reproduction in daily press and regular printed publications on sale to the public within 60 days of the event related to those data/results and always provided that copyright symbol appears together as follows below.

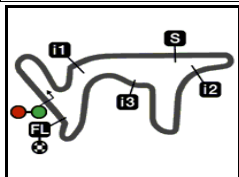
© DORNA, 2018

Official MotoGP Timing by **TISSOT**
www.motogp.com

Termas de Río Hondo, Sunday, April 08, 2018



Termas de Río Hondo



4806 m.

Results and timing service provided by **TISSOT**

After the **GRAN PREMIO MOTUL DE LA REPÚBLICA ARGENTINA**

Moto3™

2018 Riders Performance

(Qualifying Position - Starting Position - Race Position)

37

Rider	Points																			
1 CANET Aron	40	7	8																	
		7-2	8-2	-	-	-	-	-	-	-	-	-	-	-	-	-	-	-	-	-
2 MARTIN Jorge	30	2	-9																	
		2-1	29-11	-	-	-	-	-	-	-	-	-	-	-	-	-	-	-	-	-
3 BEZZECCHI Marco	27	6	2																	
		6-14	2-1	-	-	-	-	-	-	-	-	-	-	-	-	-	-	-	-	-
4 DI GIANNANTONIO Fabio	26	16	6																	
		16-6	6-3	-	-	-	-	-	-	-	-	-	-	-	-	-	-	-	-	-
5 DALLA PORTA Lorenzo	25	9	15																	
		9-3	15-7	-	-	-	-	-	-	-	-	-	-	-	-	-	-	-	-	-
6 ANTONELLI Niccolò	21	1	7																	
		1-4	7-8	-	-	-	-	-	-	-	-	-	-	-	-	-	-	-	-	-
7 RODRIGO Gabriel	18	3	3																	
		3-5	3-9	-	-	-	-	-	-	-	-	-	-	-	-	-	-	-	-	-
8 NORRODIN Adam	16	17	4																	
		17-11	4-5	-	-	-	-	-	-	-	-	-	-	-	-	-	-	-	-	-
9 BASTIANINI Enea	13	10	5																	
		10-NC	5-4	-	-	-	-	-	-	-	-	-	-	-	-	-	-	-	-	-
10 LOPEZ Alonso	10	21	21																	
		21-NC	21-6	-	-	-	-	-	-	-	-	-	-	-	-	-	-	-	-	-
11 TOBA Kaito	9	5	24																	
		5-7	24-19	-	-	-	-	-	-	-	-	-	-	-	-	-	-	-	-	-
12 KORNFEIL Jakub	9	11	18																	
		11-9	18-14	-	-	-	-	-	-	-	-	-	-	-	-	-	-	-	-	-

NC=Not classified NL=Not finished first lap NP=Not started race re-start N2=Not finished first lap race re-start EX=Excluded NS=Not Started DS=Disqualified

These data/results cannot be reproduced, stored and/or transmitted in whole or in part by any manner of electronic, mechanical, photocopying, recording, broadcasting or otherwise now known or herein after developed without the previous express consent by the copyright owner, except for reproduction in daily press and regular printed publications on sale to the public within 60 days of the event related to those data/results and always provided that copyright symbol appears together as follows below.
© DORNA, 2018

Official MotoGP Timing by **TISSOT**
www.motogp.com



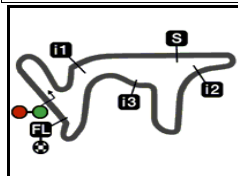
Rider		Points																		
13	MIGNO Andrea	9	14	10																
			14-10	10-13	-	-	-	-	-	-	-	-	-	-	-	-	-	-	-	-
14	SASAKI Ayumu	8	4	13																
			4-8	13-16	-	-	-	-	-	-	-	-	-	-	-	-	-	-	-	-
15	ARBOLINO Tony	6	26	1																
			25-17	1-10	-	-	-	-	-	-	-	-	-	-	-	-	-	-	-	-
16	RAMIREZ Marcos	5	15	26																
			15-15	26-12	-	-	-	-	-	-	-	-	-	-	-	-	-	-	-	-
17	MASIA Jaume	4	13	11																
			13-12	11-NC	-	-	-	-	-	-	-	-	-	-	-	-	-	-	-	-
18	MASAKI Kazuki	3	19	17																
			19-13	17-20	-	-	-	-	-	-	-	-	-	-	-	-	-	-	-	-
19	LOI Livio	1	18	16																
			18-NC	16-15	-	-	-	-	-	-	-	-	-	-	-	-	-	-	-	-
20	FOGGIA Dennis	0	25	14																
			24-16	14-NC	-	-	-	-	-	-	-	-	-	-	-	-	-	-	-	-
21	MCPHEE John	0	12	22																
			12-NC	22-17	-	-	-	-	-	-	-	-	-	-	-	-	-	-	-	-
22	ATIRATPHUVAPAT Nakarin	0	27	23																
			26-18	23-18	-	-	-	-	-	-	-	-	-	-	-	-	-	-	-	-
23	YURCHENKO Makar	0	24	28																
			23-19	28-24	-	-	-	-	-	-	-	-	-	-	-	-	-	-	-	-
24	SUZUKI Tatsuki	0	19																	
			-NS	19-21	-	-	-	-	-	-	-	-	-	-	-	-	-	-	-	-
25	BINDER Darryn	0	20	25																
			20-NC	25-22	-	-	-	-	-	-	-	-	-	-	-	-	-	-	-	-
26	OETTL Philipp	0	8	20																
			8-NC	30-23	-	-	-	-	-	-	-	-	-	-	-	-	-	-	-	-
27	ARENAS Albert	0	12																	
			-NS	12-NC	-	-	-	-	-	-	-	-	-	-	-	-	-	-	-	-
28	BULEGA Nicolo	0	22	27																
			22-NC	27-NC	-	-	-	-	-	-	-	-	-	-	-	-	-	-	-	-

NC=Not classified NL=Not finished first lap NP=Not started race re-start N2=Not finished first lap race re-start EX=Excluded NS=Not Started DS=Disqualified

These data/results cannot be reproduced, stored and/or transmitted in whole or in part by any manner of electronic, mechanical, photocopying, recording, broadcasting or otherwise now known or herein after developed without the previous express consent by the copyright owner, except for reproduction in daily press and regular printed publications on sale to the public within 60 days of the event related to those data/results and always provided that copyright symbol appears together as follows below.
© DORNA, 2018

Official MotoGP Timing by TISSOT
www.motogp.com





GRAN PREMIO MOTUL DE LA REPÚBLICA ARGENTINA
Official Starting Grid

4806 m.

Race : 21 laps = 100.926 km



1	1 1'53.782 14 Tony ARBOLINO Honda	2 1'54.088 12 Marco BEZZECCHI KTM	3 1'54.330 19 Gabriel RODRIGO KTM
2	4 1'54.346 7 Adam NORRODIN Honda	5 1'54.361 33 Enea BASTIANINI Honda	6 1'54.363 21 Fabio DI GIANNANTONIO Honda
3	7 1'54.366 23 Niccolò ANTONELLI Honda	8 1'54.380 44 Aron CANET Honda	9 1'54.388 88 Jorge MARTIN Honda
4	10 1'54.562 16 Andrea MIGNO KTM	11 1'54.568 5 Jaime MASIA KTM	12 1'54.649 75 Albert ARENAS KTM
5	13 1'54.799 71 Ayumu SASAKI Honda	14 1'54.988 10 Dennis FOGGIA KTM	15 1'55.323 48 Lorenzo DALLA PORTA Honda
6	16 1'55.458 11 Livio LOI KTM	17 1'55.514 22 Kazuki MASAKI KTM	18 1'55.516 84 Jakub KORNFEIL KTM
7	19 1'55.604 24 Tatsuki SUZUKI Honda	20 1'55.800 65 Philipp OETTL KTM	21 1'55.982 72 Alonso LOPEZ Honda
8	22 1'56.107 17 John MCPHEE KTM	23 1'56.176 41 Nakarin ATIRATPHUVAPAT Honda	24 1'56.222 27 Kaito TOBA Honda

The results are provisional until the end of the limit for protest and appeals and until the ratification of the Event Management Committee.

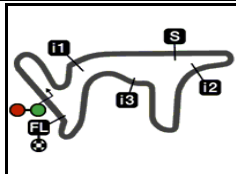
Time limit for protest expires 60' at the latest after publication of the results - Mr. Time:

These data/results cannot be reproduced, stored and/or transmitted in whole or in part by any manner of electronic, mechanical, photocopying, recording, broadcasting or otherwise now known or herein after developed without the previous express consent by the copyright owner, except for reproduction in daily press and regular printed publications on sale to the public within 60 days of the event related to those data/results and always provided that copyright symbol appears together as follows below.

© DORNA, 2018

Official MotoGP Timing by TISSOT
 www.motogp.com





GRAN PREMIO MOTUL DE LA REPÚBLICA ARGENTINA
Official Starting Grid

4806 m.

Race : 21 laps = 100.926 km

9

25
 1'56.333
40 Darryn BINDER
 KTM

26
 1'56.478
42 Marcos RAMIREZ
 KTM

27
 1'57.976
8 Nicolo BULEGA
 KTM

10

28
 2'00.087
76 Makar YURCHENKO
 KTM

The results are provisional until the end of the limit for protest and appeals and until the ratification of the Event Management Committee.

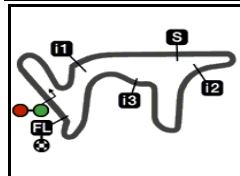
Time limit for protest expires 60' at the latest after publication of the results - Mr. Time:

These data/results cannot be reproduced, stored and/or transmitted in whole or in part by any manner of electronic, mechanical, photocopying, recording, broadcasting or otherwise now known or herein after developed without the previous express consent by the copyright owner, except for reproduction in daily press and regular printed publications on sale to the public within 60 days of the event related to those data/results and always provided that copyright symbol appears together as follows below.

© DORNA, 2018

Official MotoGP Timing by **TISSOT**
 www.motogp.com





4806 m.

GRAN PREMIO MOTUL DE LA REPÚBLICA ARGENTINA

Race

Top Speed & Average



Rider	Nation	Motorcycle	Top 5 speeds					Average	Top
17 John MCPHEE	GBR	KTM	228.7	226.2	225.7	223.8	223.2	225.5	228.7
22 Kazuki MASAKI	JPN	KTM	228.3	223.6	223.4	222.9	222.8	224.2	228.3
11 Livio LOI	BEL	KTM	226.4	226.3	225.0	224.5	224.2	225.3	226.4
27 Kaito TOBA	JPN	HONDA	225.4	225.2	224.7	223.8	223.3	224.5	225.4
24 Tatsuki SUZUKI	JPN	HONDA	225.2	214.7	214.0	213.8	213.8	216.3	225.2
84 Jakub KORNFEIL	CZE	KTM	224.9	224.2	223.9	222.7	222.6	223.5	224.9
16 Andrea MIGNO	ITA	KTM	224.8	224.2	222.8	222.7	222.7	223.4	224.8
10 Dennis FOGGIA	ITA	KTM	224.5	224.3	224.0	222.5	222.4	223.5	224.5
48 Lorenzo DALLA PORTA	ITA	HONDA	224.4	224.1	223.9	223.8	223.8	224.0	224.4
40 Darryn BINDER	RSA	KTM	224.2	222.2	221.4	220.2	220.2	221.6	224.2
71 Ayumu SASAKI	JPN	HONDA	224.1	224.0	222.6	222.5	222.5	223.0	224.1
14 Tony ARBOLINO	ITA	HONDA	224.0	223.3	222.1	221.4	221.3	222.4	224.0
33 Enea BASTIANINI	ITA	HONDA	223.7	221.2	220.8	220.7	220.3	221.3	223.7
76 Makar YURCHENKO	KAZ	KTM	223.6	223.3	222.3	221.8	221.4	222.5	223.6
23 Niccolò ANTONELLI	ITA	HONDA	223.1	223.0	222.3	222.2	221.2	222.4	223.1
72 Alonso LOPEZ	SPA	HONDA	222.9	222.4	221.8	221.5	221.0	221.9	222.9
44 Aron CANET	SPA	HONDA	222.7	221.2	220.9	220.6	219.3	220.9	222.7
5 Jaume MASIA	SPA	KTM	222.4	221.6	221.5	221.4	220.8	221.4	222.4
41 Nakarin ATIRATPHUVAPAT	THA	HONDA	221.7	220.1	220.0	219.8	219.4	220.2	221.7
21 Fabio DI GIANNANTONIO	ITA	HONDA	221.6	221.2	221.2	219.1	218.8	220.4	221.6
42 Marcos RAMIREZ	SPA	KTM	221.4	221.2	220.7	220.3	219.9	220.6	221.4
7 Adam NORRODIN	MAL	HONDA	221.3	220.4	219.9	219.6	219.5	220.1	221.3
19 Gabriel RODRIGO	ARG	KTM	221.2	219.9	219.4	219.2	218.7	219.7	221.2
88 Jorge MARTIN	SPA	HONDA	220.3	220.0	219.2	218.2	217.1	219.0	220.3
75 Albert ARENAS	SPA	KTM	220.1	218.4	218.4	218.2	218.2	218.7	220.1
12 Marco BEZZECCHI	ITA	KTM	217.2	216.7	216.2	216.1	216.0	216.4	217.2
65 Philipp OETTL	GER	KTM	217.0	216.0	215.6	215.5	215.1	215.8	217.0
8 Nicolò BULEGA	ITA	KTM	216.5	215.1	214.3	213.0	212.5	214.3	216.5

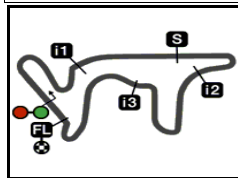
These data/results cannot be reproduced, stored and/or transmitted in whole or in part by any manner of electronic, mechanical, photocopying, recording, broadcasting or otherwise now known or herein after developed without the previous express consent by the copyright owner, except for reproduction in daily press and regular printed publications on sale to the public within 60 days of the event related to those data/results and always provided that copyright symbol appears together as follows below.

© DORNA, 2018

Official MotoGP Timing by TISSOT
www.motogp.com



Termas de Río Hondo, Sunday, April 08, 2018



GRAN PREMIO MOTUL DE LA REPÚBLICA ARGENTINA

Race

Fastest Laps Sequence

4806 m.

Lap	Race Time	 Rider	Nation	Motorcycle	Time	Km/h	Riders's Lap
2	3'59.705	12 Marco BEZZECCHI	ITA	KTM	1'59.308	145.0	2
3	5'58.926	12 Marco BEZZECCHI	ITA	KTM	1'59.221	145.1	3
4	7'58.123	12 Marco BEZZECCHI	ITA	KTM	1'59.197	145.1	4
5	9'57.288	12 Marco BEZZECCHI	ITA	KTM	1'59.165	145.1	5
5	10'50.775	88 Jorge MARTIN	SPA	HONDA	1'58.930	145.4	5
7	14'01.869	5 Jaume MASIA	SPA	KTM	1'58.803	145.6	7
7	14'48.263	88 Jorge MARTIN	SPA	HONDA	1'58.557	145.9	7
8	16'46.807	88 Jorge MARTIN	SPA	HONDA	1'58.544	145.9	8
9	18'44.718	88 Jorge MARTIN	SPA	HONDA	1'57.911	146.7	9
10	20'42.132	88 Jorge MARTIN	SPA	HONDA	1'57.414	147.3	10
13	26'34.754	88 Jorge MARTIN	SPA	HONDA	1'57.297	147.5	13
14	28'32.379	76 Makar YURCHENKO	KAZ	KTM	1'57.051	147.8	13
16	32'25.833	88 Jorge MARTIN	SPA	HONDA	1'56.521	148.4	16
16	32'26.003	76 Makar YURCHENKO	KAZ	KTM	1'56.359	148.6	15
18	36'18.360	88 Jorge MARTIN	SPA	HONDA	1'55.968	149.1	18

These data/results cannot be reproduced, stored and/or transmitted in whole or in part by any manner of electronic, mechanical, photocopying, recording, broadcasting or otherwise now known or herein after developed without the previous express consent by the copyright owner, except for reproduction in daily press and regular printed publications on sale to the public within 60 days of the event related to those data/results and always provided that copyright symbol appears together as follows below.

© DORNA, 2018

Official MotoGP Timing by TISSOT
www.motogp.com

Termas de Río Hondo, Sunday, April 08, 2018

