


5403 m.

MONSTER ENERGY GRAND PRIX ČESKÉ REPUBLIKY

Free Practice Nr. 3

Classification

10

	Rider	Nation	Team	Motorcycle	Time	Lap Total	Gap	Top Speed
1	46 Valentino ROSSI	ITA	Movistar Yamaha MotoGP	YAMAHA	1'55.175	17 17		309.5
2	9 Danilo PETRUCCI	ITA	Alma Pramac Racing	DUCATI	1'55.261	15 16	0.086 0.086	309.4
3	99 Jorge LORENZO	SPA	Ducati Team	DUCATI	1'55.326	16 16	0.151 0.065	312.2
4	93 Marc MARQUEZ	SPA	Repsol Honda Team	HONDA	1'55.458	15 17	0.283 0.132	309.6
5	29 Andrea IANNONE	ITA	Team SUZUKI ECSTAR	SUZUKI	1'55.499	15 18	0.324 0.041	306.9
6	26 Dani PEDROSA	SPA	Repsol Honda Team	HONDA	1'55.517	17 18	0.342 0.018	311.5
7	35 Cal CRUTCHLOW	GBR	LCR Honda CASTROL	HONDA	1'55.617	12 16	0.442 0.100	311.2
8	5 Johann ZARCO	FRA	Monster Yamaha Tech 3	YAMAHA	1'55.628	15 17	0.453 0.011	306.6
9	53 Tito RABAT	SPA	Reale Avintia Racing	DUCATI	1'55.663	13 15	0.488 0.035	312.5
10	4 Andrea DOVIZIOSO	ITA	Ducati Team	DUCATI	1'55.721	16 16	0.546 0.058	314.5
11	25 Maverick VIÑALES	SPA	Movistar Yamaha MotoGP	YAMAHA	1'55.776	14 16	0.601 0.055	308.2
12	41 Aleix ESPARGARO	SPA	Aprilia Racing Team Gresini	APRILIA	1'55.810	14 14	0.635 0.034	310.0
13	43 Jack MILLER	AUS	Alma Pramac Racing	DUCATI	1'55.841	14 18	0.666 0.031	308.3
14	19 Alvaro BAUTISTA	SPA	Angel Nieto Team	DUCATI	1'55.916	19 19	0.741 0.075	307.9
15	21 Franco MORBIDELLI	ITA	EG 0,0 Marc VDS	HONDA	1'55.933	11 14	0.758 0.017	304.0
16	55 Hafizh SYAHRIN	MAL	Monster Yamaha Tech 3	YAMAHA	1'56.013	13 14	0.838 0.080	306.1
17	42 Alex RINS	SPA	Team SUZUKI ECSTAR	SUZUKI	1'56.109	16 17	0.934 0.096	306.4
18	44 Pol ESPARGARO	SPA	Red Bull KTM Factory Racing	KTM	1'56.280	12 16	1.105 0.171	308.8
19	38 Bradley SMITH	GBR	Red Bull KTM Factory Racing	KTM	1'56.486	13 16	1.311 0.206	306.9
20	6 Stefan BRADL	GER	HRC Honda Team	HONDA	1'56.686	15 17	1.511 0.200	310.9
21	45 Scott REDDING	GBR	Aprilia Racing Team Gresini	APRILIA	1'56.902	14 14	1.727 0.216	305.4
22	17 Karel ABRAHAM	CZE	Angel Nieto Team	DUCATI	1'56.964	13 15	1.789 0.062	306.7
23	30 Takaaki NAKAGAMI	JPN	LCR Honda IDEMITSU	HONDA	1'57.008	16 16	1.833 0.044	304.8
24	50 Sylvain GUINTOLI	FRA	Team SUZUKI ECSTAR	SUZUKI	1'57.204	13 14	2.029 0.196	306.2
25	12 Thomas LUTHI	SWI	EG 0,0 Marc VDS	HONDA	1'57.322	6 17	2.147 0.118	303.2
26	10 Xavier SIMEON	BEL	Reale Avintia Racing	DUCATI	1'57.560	8 14	2.385 0.238	309.1

Practice condition: Dry

Air: 28°

Humidity: 44%

Ground: 38°

Fastest Lap:	Lap: 17	Valentino ROSSI	1'55.175	168.8 Km/h
Circuit Record Lap:	2014	Dani PEDROSA	1'56.027	167.6 Km/h
Circuit Best Lap:	2016	Marc MARQUEZ	1'54.596	169.7 Km/h

The results are provisional until the end of the limit for protest and appeals.

Time limit for protest expires 30' after publication of the results - Time:

These data/results cannot be reproduced, stored and/or transmitted in whole or in part by any manner of electronic, mechanical, photocopying, recording, broadcasting or otherwise now known or herein after developed without the previous express consent by the copyright owner, except for reproduction in daily press and regular printed publications on sale to the public within 60 days of the event related to those data/results and always provided that copyright symbol appears together as follows below.

© DORNA, 2018

Official MotoGP Timing by TISSOT
www.motogp.com

Brno, Saturday, August 04, 2018

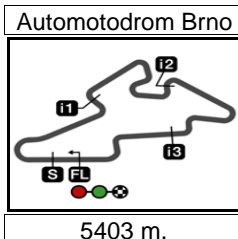


MONSTER ENERGY GRAND PRIX ČESKÉ REPUBLIKY


Free Practice Nr. 3

Combined Free Practice Times

11



5403 m.

		Rider	Nation	Team	MOTORCYCLE	FP1	FP2	FP3	Gap
1	46	V.ROSSI	ITA	Movistar Yamaha MotoGP	YAMAHA	1'56.888 13	1'56.480 15	1'55.175 17	
2	9	D.PETRUCCI	ITA	Alma Pramac Racing	DUCATI	1'57.938 15	1'56.099 15	1'55.261 15	0.086 0.086
3	99	J.LORENZO	SPA	Ducati Team	DUCATI	1'57.426 4	1'57.205 12	1'55.326 16	0.151 0.065
4	93	M.MARQUEZ	SPA	Repsol Honda Team	HONDA	1'56.828 4	1'56.635 4	1'55.458 15	0.283 0.132
5	29	A.IANNONE	ITA	Team SUZUKI ECSTAR	SUZUKI	1'57.079 14	1'56.644 17	1'55.499 15	0.324 0.041
6	26	D.PEDROSA	SPA	Repsol Honda Team	HONDA	1'57.289 5	1'55.976 16	1'55.517 17	0.342 0.018
7	35	C.CRUTCHLOW	GBR	LCR Honda CASTROL	HONDA	1'57.386 4	1'57.014 7	1'55.617 12	0.442 0.100
8	5	J.ZARCO	FRA	Monster Yamaha Tech 3	YAMAHA	1'56.647 16	1'56.535 15	1'55.628 15	0.453 0.011
9	53	T.RABAT	SPA	Reale Avintia Racing	DUCATI	1'57.325 15	1'56.521 18	1'55.663 13	0.488 0.035
10	4	A.DOVIZIOSO	ITA	Ducati Team	DUCATI	1'56.720 7	1'56.218 14	1'55.721 16	0.546 0.058
11	25	M.VIÑALES	SPA	Movistar Yamaha MotoGP	YAMAHA	1'57.764 6	1'56.392 16	1'55.776 14	0.601 0.055
12	41	A.ESPARGARO	SPA	Aprilia Racing Team Gresini	APRILIA	1'58.635 13	1'57.417 14	1'55.810 14	0.635 0.034
13	43	J.MILLER	AUS	Alma Pramac Racing	DUCATI	1'57.321 16	1'56.915 16	1'55.841 14	0.666 0.031
14	19	A.BAUTISTA	SPA	Angel Nieto Team	DUCATI	1'56.831 14	1'56.144 18	1'55.916 19	0.741 0.075
15	21	F.MORBIDELLI	ITA	EG 0,0 Marc VDS	HONDA	1'58.299 3	1'57.498 14	1'55.933 11	0.758 0.017
16	55	H.SYHRIN	MAL	Monster Yamaha Tech 3	YAMAHA	1'57.428 5	1'56.200 13	1'56.013 13	0.838 0.080
17	42	A.RINS	SPA	Team SUZUKI ECSTAR	SUZUKI	1'58.032 8	1'56.661 19	1'56.109 16	0.934 0.096
18	44	P.ESPARGARO	SPA	Red Bull KTM Factory Racing	KTM	1'58.098 14	1'57.473 14	1'56.280 12	1.105 0.171
19	38	B.SMITH	GBR	Red Bull KTM Factory Racing	KTM	1'58.238 14	1'57.506 14	1'56.486 13	1.311 0.206
20	6	S.BRADL	GER	HRC Honda Team	HONDA	1'57.291 15	1'57.479 16	1'56.686 15	1.511 0.200
21	45	S.REDDING	GBR	Aprilia Racing Team Gresini	APRILIA	1'58.497 15	1'57.941 13	1'56.902 14	1.727 0.216
22	17	K.ABRAHAM	CZE	Angel Nieto Team	DUCATI	1'59.052 13	1'58.127 13	1'56.964 13	1.789 0.062
23	30	T.NAKAGAMI	JPN	LCR Honda IDEMITSU	HONDA	1'58.027 11	1'57.647 18	1'57.008 16	1.833 0.044
24	50	S.GUINTOLI	FRA	Team SUZUKI ECSTAR	SUZUKI	1'58.114 17	1'58.617 9	1'57.204 13	2.029 0.196
25	12	T.LUTHI	SWI	EG 0,0 Marc VDS	HONDA	1'58.226 16	1'57.729 15	1'57.322 6	2.147 0.118
26	10	X.SIMEON	BEL	Reale Avintia Racing	DUCATI	1'59.863 14	1'58.453 16	1'57.560 8	2.385 0.238

Pole Position Record:	2016	Marc MARQUEZ	1'54.596	169.7 Km/h
Circuit Record Lap:	2014	Dani PEDROSA	1'56.027	167.6 Km/h
Circuit Best Lap:	2016	Marc MARQUEZ	1'54.596	169.7 Km/h

The results are provisional until the end of the limit for protest and appeals.

Time limit for protest expires 60' after publication of the results - Mr. Time:

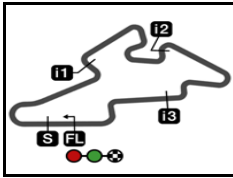
These data/results cannot be reproduced, stored and/or transmitted in whole or in part by any manner of electronic, mechanical, photocopying, recording, broadcasting or otherwise now known or herein after developed without the previous express consent by the copyright owner, except for reproduction in daily press and regular printed publications on sale to the public within 60 days of the event related to those data/results and always provided that copyright symbol appears together as follows below.

© DORNA, 2018

Official MotoGP Timing by TISSOT
www.motogp.com

Brno, Saturday, August 04, 2018





5403 m.

MONSTER ENERGY GRAND PRIX ČESKÉ REPUBLIKY

Free Practice Nr. 3

Top Speed & Average

12



Rider	Nation	Motorcycle	Top 5 speeds					Average	Top
4 Andrea DOVIZIOSO	ITA	DUCATI	314.5	312.3	312.2	312.0	311.7	312.5	314.5
53 Tito RABAT	SPA	DUCATI	312.5	312.3	311.5	311.3	310.6	311.6	312.5
99 Jorge LORENZO	SPA	DUCATI	312.2	312.1	311.3	311.3	310.3	311.3	312.2
26 Dani PEDROSA	SPA	HONDA	311.5	310.7	310.6	310.3	309.8	310.6	311.5
35 Cal CRUTCHLOW	GBR	HONDA	311.2	311.0	310.2	310.1	309.9	310.5	311.2
6 Stefan BRADL	GER	HONDA	310.9	310.9	310.7	309.7	308.6	309.9	310.9
41 Aleix ESPARGARO	SPA	APRILIA	310.0	308.8	307.8	307.3	307.0	308.2	310.0
93 Marc MARQUEZ	SPA	HONDA	309.6	309.2	308.3	308.3	308.0	308.7	309.6
46 Valentino ROSSI	ITA	YAMAHA	309.5	306.1	305.6	305.1	304.8	306.0	309.5
9 Danilo PETRUCCI	ITA	DUCATI	309.4	308.8	308.7	308.5	308.3	308.7	309.4
10 Xavier SIMEON	BEL	DUCATI	309.1	308.4	307.5	305.5	305.2	307.1	309.1
44 Pol ESPARGARO	SPA	KTM	308.8	308.8	308.6	308.6	307.6	308.5	308.8
43 Jack MILLER	AUS	DUCATI	308.3	308.1	307.1	306.4	305.7	307.1	308.3
25 Maverick VIÑALES	SPA	YAMAHA	308.2	307.6	307.1	306.3	306.3	307.1	308.2
19 Alvaro BAUTISTA	SPA	DUCATI	307.9	307.3	306.9	306.9	306.7	307.1	307.9
38 Bradley SMITH	GBR	KTM	306.9	306.0	305.8	304.3	304.2	305.4	306.9
29 Andrea IANNONE	ITA	SUZUKI	306.9	305.2	304.7	304.7	304.4	305.1	306.9
17 Karel ABRAHAM	CZE	DUCATI	306.7	306.3	306.1	306.0	305.9	306.2	306.7
5 Johann ZARCO	FRA	YAMAHA	306.6	306.4	306.3	305.6	305.3	306.0	306.6
42 Alex RINS	SPA	SUZUKI	306.4	306.3	306.2	305.9	305.6	306.0	306.4
50 Sylvain GUINTOLI	FRA	SUZUKI	306.2	304.7	304.1	304.0	303.8	304.6	306.2
55 Hafizh SYAHRIN	MAL	YAMAHA	306.1	305.6	305.5	305.3	305.1	305.5	306.1
45 Scott REDDING	GBR	APRILIA	305.4	305.0	303.3	302.3	302.1	303.6	305.4
30 Takaaki NAKAGAMI	JPN	HONDA	304.8	304.7	303.9	302.6	302.3	303.7	304.8
21 Franco MORBIDELLI	ITA	HONDA	304.0	303.7	303.5	303.2	303.2	303.5	304.0
12 Thomas LUTHI	SWI	HONDA	303.2	302.5	302.4	302.2	302.2	302.5	303.2

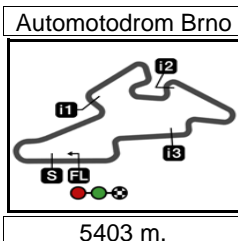
These data/results cannot be reproduced, stored and/or transmitted in whole or in part by any manner of electronic, mechanical, photocopying, recording, broadcasting or otherwise now known or herein after developed without the previous express consent by the copyright owner, except for reproduction in daily press and regular printed publications on sale to the public within 60 days of the event related to those data/results and always provided that copyright symbol appears together as follows below.

© DORNA, 2018

Official MotoGP Timing by TISSOT
www.motogp.com



Brno, Saturday, August 04, 2018



Results and timing service provided by **TISSOT**

MotoGP™

MONSTER ENERGY GRAND PRIX ČESKÉ REPUBLIKY

Free Practice Nr. 3

Chronological Analysis of Performances

13

* Lap / Sector time cancelled T1 Time from finish line to 1st intermediate T3 Time from 2nd intermed. to 3rd intermed.
P Crossing the finish line in pit lane T2 Time from 1st intermed. to 2nd intermed. T4 Time from 3rd intermediate to finish line
** Tyre data subject to further updates

Lap	Lap Time	T1	T2	T3	T4	Speed	Lap	Lap Time	T1	T2	T3	T4	Speed		
1st	46	Valentino ROSSI		YAMAHA	ITA		10	2'10.213	P	33.033	39.443	34.546	23.191	308.3	
		Movistar Yamaha MotoGP													
		Runs=4	Total laps=17	Full laps=10											
Run #	1	Front Tyre	Slick-Medium	Rear Tyre	Slick-Hard		Run #	3	Front Tyre	Slick-Medium	Rear Tyre	Slick-Soft			
		4 Laps at start		New Tyre					New Tyre		New Tyre				
1	2'43.481	33.349	37.419	33.014	19.850		11	7'50.311	32.627	36.232	33.272	19.433			
2	1'57.862	30.150	35.675	32.396	19.641	304.3	12	1'55.369	29.249	34.959	31.879	19.282	308.3		
3	1'57.302	29.824	35.398	32.447	19.633	305.6	13	1'59.218	P	29.382	35.052	32.121	22.663	308.8	
4	1'57.049	29.779	35.369	32.362	19.539	304.5									
5	1'56.856	29.747	35.304	32.252	19.553	303.6	Run #	4	Front Tyre	Slick-Medium	Rear Tyre	Slick-Soft			
6	1'57.009	29.843	35.273	32.312	19.581	304.6			3 Laps at start		New Tyre				
7	2'06.777	P	33.714	38.032	33.487	302.8	14	6'01.264	37.623	36.043	33.446	19.476			
							15	1'55.261	29.290	34.803	31.849	19.319	306.3		
Run #	2	Front Tyre	Slick-Medium	Rear Tyre	Slick-Hard		16	2'15.691	35.258	39.973	39.479	20.981	306.0		
		11 Laps at start		7 Laps at start											
8	7'43.556	36.978	36.990	32.891	19.872										
9	1'57.212	29.884	35.344	32.252	19.732	305.1	3rd	99	Jorge LORENZO		DUCATI	SPA			
10	1'56.809	29.685	35.230	32.278	19.616	304.8			Ducati Team						
11	1'56.806	29.651	35.257	32.305	19.593	303.9			Runs=4	Total laps=16	Full laps=9				
12	1'59.452	P	29.747	35.296	32.414	303.3	Run #	1	Front Tyre	Slick-Hard	Rear Tyre	Slick-Hard			
									New Tyre		New Tyre				
Run #	3	Front Tyre	Slick-Medium	Rear Tyre	Slick-Soft		1	2'05.382	32.878	36.596	32.500	19.558			
		New Tyre		New Tyre			2	2'02.308	31.428	39.261	32.291	19.328	308.4		
13	5'40.298	34.911	36.117	32.675	19.805		3	1'56.162	29.541	35.221	32.029	19.371	312.2		
14	1'55.888	29.480	34.939	31.991	19.478	304.8	4	1'56.237	29.554	35.319	32.013	19.351	312.1		
15	2'01.360	P	29.573	35.141	34.565	306.1	5	1'56.425	29.557	35.415	32.110	19.343	310.1		
							6	2'11.238	P	32.157	41.119	33.957	24.005	308.0	
Run #	4	Front Tyre	Slick-Medium	Rear Tyre	Slick-Soft		Run #	2	Front Tyre	Slick-Hard	Rear Tyre	Slick-Hard			
		3 Laps at start		New Tyre					6 Laps at start		6 Laps at start				
16	3'43.079	32.574	49.319	43.468	19.505		7	8'07.382	32.165	35.513	32.424	19.356			
17	1'55.175	29.441	34.717	31.765	19.252	309.5	8	1'56.512	29.407	35.380	32.275	19.450	309.9		
							9	1'56.870	29.582	35.496	32.366	19.426	311.3		
2nd	9	Daniilo PETRUCCI		DUCATI	ITA		10	1'56.896	29.562	35.495	32.373	19.466	311.3		
		Alma Pramac Racing					11	2'06.759	P	33.531	36.882	33.902	22.444	306.6	
		Runs=4	Total laps=16	Full laps=9			Run #	3	Front Tyre	Slick-Hard	Rear Tyre	Slick-Soft			
Run #	1	Front Tyre	Slick-Medium	Rear Tyre	Slick-Hard				New Tyre		New Tyre				
		6 Laps at start		12 Laps at start			12	8'45.062	29.896	35.763	32.391	19.311			
1	2'22.291	35.363	37.374	35.291	24.329		13	1'55.328	29.274	35.016	31.842	19.196	310.3		
2	1'57.224	29.881	35.435	32.358	19.550	302.4	14	1'59.036	P	29.394	35.424	32.846	21.372	309.8	
3	1'56.968	29.637	35.344	32.394	19.593	309.4									
4	1'57.000	29.698	35.420	32.364	19.518	308.5	Run #	4	Front Tyre	Slick-Hard	Rear Tyre	Slick-Soft			
5	2'17.617	P	39.312	39.375	35.274	308.7			3 Laps at start		New Tyre				
							15	3'13.645	30.565	35.432	32.345	19.318			
Run #	2	Front Tyre	Slick-Medium	Rear Tyre	Slick-Hard		16	1'55.326	29.277	34.913	31.941	19.195	310.3		
		11 Laps at start		17 Laps at start											
6	6'18.386	33.208	36.141	33.865	19.664										
7	1'57.175	29.832	35.314	32.478	19.551	306.6									
8	1'57.249	29.638	35.429	32.573	19.609	306.7									
9	1'56.937	29.574	35.399	32.382	19.582	308.2									

Fastest Lap: Valentino ROSSI Movistar Yamaha Mot ITA **1'55.175** 29.441 34.717 31.765 19.252

These data/results cannot be reproduced, stored and/or transmitted in whole or in part by any manner of electronic, mechanical, photocopying, recording, broadcasting or otherwise now known or herein after developed without the previous express consent by the copyright owner, except for reproduction in daily press and regular printed publications on sale to the public within 60 days of the event related to those data/results and always provided that copyright symbol appears together as follows below.
© DORNA, 2018



Free Practice Nr. 3

MotoGP

Lap	Lap Time	T1	T2	T3	T4	Speed	Lap	Lap Time	T1	T2	T3	T4	Speed	
4th	93	Marc MARQUEZ				HONDA SPA		18	1'55.594	29.328	35.017	31.931	19.318	303.7
		Repsol Honda Team												
		Runs=3		Total laps=17		Full laps=12								
Run #	1	Front Tyre	Slick-Hard New Tyre	Rear Tyre	Slick-Medium New Tyre									
1	2'10.264	34.365	37.362	34.257	20.759									
2	2'01.042	29.938	36.672	34.674	19.758	306.7								
3	1'55.637	29.629	34.812	31.867	19.329	307.4								
4	1'55.757	29.497	34.879	32.009	19.372	308.0								
5	1'55.928	29.568	34.904	32.023	19.433	309.6								
6	1'56.467	29.727	35.112	32.186	19.442	309.2								
7	2'04.401 P	31.594	37.124	34.076	21.607	306.0								
Run #	2	Front Tyre	Slick-Hard 7 Laps at start	Rear Tyre	Slick-Medium 7 Laps at start									
8	10'47.065	32.377	37.306	34.401	20.833									
9	1'56.787	29.822	35.178	32.266	19.521	306.0								
10	1'56.303	29.593	35.018	32.215	19.477	306.8								
11	1'56.328	29.585	35.023	32.254	19.466	307.2								
12	1'56.755	29.621	35.191	32.435	19.508	306.9								
13	2'05.656 P	31.148	37.452	34.793	22.263	306.3								
Run #	3	Front Tyre	Slick-Hard New Tyre	Rear Tyre	Slick-Soft New Tyre									
14	5'17.706	33.081	38.481	32.967	19.431									
15	1'55.458	29.333	34.781	31.899	19.445	308.3								
16	2'01.546	29.717	38.922	33.332	19.575	308.3								
17	1'55.705	29.434	34.807	32.028	19.436	307.5								
5th	29	Andrea IANNONE				SUZUKI ITA								
		Team SUZUKI ECSTAR												
		Runs=4		Total laps=18		Full laps=11								
Run #	1	Front Tyre	Slick-Medium 10 Laps at start	Rear Tyre	Slick-Hard 8 Laps at start									
1	2'24.846	39.383	38.448	33.700	19.991									
2	1'57.848	30.133	35.802	32.388	19.525	304.4								
3	1'57.657	29.911	35.507	32.551	19.688	306.9								
4	1'57.053	29.745	35.361	32.378	19.569	304.3								
5	2'17.813 P	30.867	45.636	37.394	23.916	303.5								
Run #	2	Front Tyre	Slick-Medium 15 Laps at start	Rear Tyre	Slick-Hard 13 Laps at start									
6	6'15.717	33.912	36.113	33.023	19.539									
7	1'56.606	29.679	35.268	32.193	19.466	304.4								
8	1'57.195	29.731	35.486	32.413	19.565	304.3								
9	1'56.939	29.698	35.264	32.387	19.590	304.7								
10	2'06.619 P	30.921	37.068	34.415	24.215	304.7								
Run #	3	Front Tyre	Slick-Medium 20 Laps at start	Rear Tyre	Slick-Hard 18 Laps at start									
11	4'31.691	36.881	36.652	34.575	20.952									
12	1'58.348	29.799	35.791	33.030	19.728	300.4								
13	2'00.735 P	29.717	35.760	32.668	22.590	302.6								
Run #	4	Front Tyre	Slick-Medium New Tyre	Rear Tyre	Slick-Soft New Tyre									
14	3'59.688	32.445	43.802	33.789	23.760									
15	1'55.499	29.411	34.956	31.839	19.293	305.2								
16	1'55.570	29.340	35.083	31.865	19.282	303.3								
17	2'14.848	30.078	47.440	37.023	20.307	304.0								
6th	26	Dani PEDROSA				HONDA SPA								
		Repsol Honda Team												
		Runs=3		Total laps=18		Full laps=13								
Run #	1	Front Tyre	Slick-Medium 5 Laps at start	Rear Tyre	Slick-Medium New Tyre									
1	2'33.760	34.383	37.204	33.253	20.005									
2	1'57.814	30.232	35.553	32.440	19.589	304.4								
3	1'57.103	29.740	35.320	32.456	19.587	308.9								
4	1'56.863	29.768	35.313	32.293	19.489	305.3								
5	2'02.068 P	29.866	36.266	33.716	22.220	307.6								
Run #	2	Front Tyre	Slick-Hard 13 Laps at start	Rear Tyre	Slick-Medium 5 Laps at start									
6	7'38.218	33.650	37.095	33.693	19.914									
7	1'59.270	30.012	35.976	33.144	20.138	306.2								
8	1'56.932	29.568	35.369	32.348	19.647	307.5								
9	1'56.980	29.714	35.197	32.445	19.624	310.7								
10	1'56.662	29.623	35.214	32.300	19.525	310.3								
11	1'56.853	29.616	35.213	32.452	19.572	309.8								
12	1'56.827	29.737	35.214	32.366	19.510	308.6								
13	1'56.881	29.707	35.231	32.423	19.520	309.0								
14	2'02.651 P	30.664	36.928	33.489	21.570	308.6								
Run #	3	Front Tyre	Slick-Hard New Tyre	Rear Tyre	Slick-Soft New Tyre									
15	5'49.141	33.476	36.279	32.465	19.656									
16	1'55.808	29.498	34.981	31.942	19.387	309.3								
17	1'55.517	29.312	34.913	31.974	19.318	311.5								
18	1'56.223	29.539	35.017	32.098	19.569	310.6								
7th	35	Cal CRUTCHLOW				HONDA GBR								
		LCR Honda CASTROL												
		Runs=4		Total laps=16		Full laps=9								
Run #	1	Front Tyre	Slick-Hard New Tyre	Rear Tyre	Slick-Hard New Tyre									
1	2'10.915	32.769	37.604	33.694	20.134									
2	2'01.771	29.683	36.914	35.163	20.011	311.0								
3	1'56.150	29.585	34.953	32.202	19.410	311.2								
4	1'55.778	29.453	34.961	31.987	19.377	310.2								
5	1'58.050 P	29.650	35.199	32.316	20.885	310.1								
Run #	2	Front Tyre	Slick-Hard 5 Laps at start	Rear Tyre	Slick-Hard 5 Laps at start									
6	6'08.263	30.608	36.440	32.799	19.668									
7	1'56.821	29.720	35.375	32.298	19.428	307.6								
8	1'56.928	29.697	35.106	32.564	19.561	309.4								
9	1'56.686	29.548	35.249	32.378	19.511	309.9								
10	2'05.510 P	32.755	37.517	34.892	20.346	309.1								
Run #	3	Front Tyre	Slick-Hard New Tyre	Rear Tyre	Slick-Soft New Tyre									
11	7'14.698	31.631	36.154	32.700	19.610									
12	1'55.617	29.369	34.914	32.011	19.323	307.5								
13	2'03.106 P	30.299	37.271	33.740	21.796	308.5								
Run #	4	Front Tyre	Slick-Hard 3 Laps at start	Rear Tyre	Slick-Soft New Tyre									
14	6'18.307	30.986	35.766	32.829	19.542									
15	2'44.613	1'12.500	39.810	32.759	19.544	308.2								

Fastest Lap: Valentino ROSSI Movistar Yamaha Mot ITA **1'55.175** 29.441 34.717 31.765 19.252

These data/results cannot be reproduced, stored and/or transmitted in whole or in part by any manner of electronic, mechanical, photocopying, recording, broadcasting or otherwise now known or herein after developed without the previous express consent by the copyright owner, except for reproduction in daily press and regular printed publications on sale to the public within 60 days of the event related to those data/results and always provided that copyright symbol appears together as follows below.
© DORNA, 2018

Official MotoGP Timing by TISSOT
www.motogp.com



Brno, Saturday, August 04, 2018

Free Practice Nr. 3

MotoGP

Lap	Lap Time	T1	T2	T3	T4	Speed	Lap	Lap Time	T1	T2	T3	T4	Speed
16	1'55.726	29.554	34.835	32.035	19.302	308.3	10th	4	Andrea DOVIZIOSO	DUCATI	ITA		
							Ducati Team						
							Runs=4 Total laps=16 Full laps=9						
Run #	1	Front Tyre	Slick-Medium	Rear Tyre	Slick-Hard		Run #	1	Front Tyre	Slick-Medium	Rear Tyre	Slick-Hard	
							5 Laps at start						
							New Tyre						
1	2'23.321	33.619	37.946	33.465	20.067		1	2'23.321	33.619	37.946	33.465	20.067	
2	1'57.893	30.038	35.831	32.368	19.656	304.9	2	1'57.893	30.038	35.831	32.368	19.656	304.9
3	1'56.110	29.440	35.314	31.990	19.366	314.5	3	1'56.110	29.440	35.314	31.990	19.366	314.5
4	1'56.621	29.529	35.434	32.218	19.440	311.6	4	1'56.621	29.529	35.434	32.218	19.440	311.6
5	2'01.016 P	29.656	35.947	32.486	22.927	310.7	5	2'01.016 P	29.656	35.947	32.486	22.927	310.7
Run #	2	Front Tyre	Slick-Medium	Rear Tyre	Slick-Hard		Run #	2	Front Tyre	Slick-Medium	Rear Tyre	Slick-Hard	
							10 Laps at start						
							5 Laps at start						
6	7'26.986	32.846	37.306	33.157	19.687		6	7'26.986	32.846	37.306	33.157	19.687	
7	1'57.335	29.631	35.583	32.434	19.687	311.3	7	1'57.335	29.631	35.583	32.434	19.687	311.3
8	2'01.324 P	29.554	35.368	34.096	22.306	311.4	8	2'01.324 P	29.554	35.368	34.096	22.306	311.4
Run #	3	Front Tyre	Slick-Medium	Rear Tyre	Slick-Hard		Run #	3	Front Tyre	Slick-Medium	Rear Tyre	Slick-Hard	
							13 Laps at start						
							8 Laps at start						
9	7'03.453	31.644	36.390	32.736	19.721		9	7'03.453	31.644	36.390	32.736	19.721	
10	1'56.677	29.528	35.370	32.307	19.472	312.0	10	1'56.677	29.528	35.370	32.307	19.472	312.0
11	1'56.906	29.591	35.347	32.367	19.601	312.2	11	1'56.906	29.591	35.347	32.367	19.601	312.2
12	1'59.665 P	29.515	35.417	32.403	22.330	312.3	12	1'59.665 P	29.515	35.417	32.403	22.330	312.3
Run #	4	Front Tyre	Slick-Medium	Rear Tyre	Slick-Soft		Run #	4	Front Tyre	Slick-Medium	Rear Tyre	Slick-Soft	
							New Tyre						
							New Tyre						
13	4'57.199	31.417	36.445	32.931	19.592		13	4'57.199	31.417	36.445	32.931	19.592	
14	1'56.011	29.353	35.126	32.131	19.401	307.8	14	1'56.011	29.353	35.126	32.131	19.401	307.8
15	1'59.615	29.451	35.280	35.459	19.425	307.6	15	1'59.615	29.451	35.280	35.459	19.425	307.6
16	1'55.721	29.426	35.025	31.968	19.302	311.7	16	1'55.721	29.426	35.025	31.968	19.302	311.7
9th	53	Tito RABAT	DUCATI	SPA			11th	25	Maverick VIÑALES	YAMAHA	SPA		
							Movistar Yamaha MotoGP						
							Runs=4 Total laps=16 Full laps=9						
Run #	1	Front Tyre	Slick-Medium	Rear Tyre	Slick-Soft		Run #	1	Front Tyre	Slick-Medium	Rear Tyre	Slick-Soft	
							5 Laps at start						
							3 Laps at start						
1	2'20.724	31.511	38.395	38.085	20.073		1	2'55.129	32.371	36.734	32.898	19.842	
2	1'57.869	30.157	35.722	32.371	19.619	304.3	2	1'57.590	29.981	35.628	32.381	19.600	304.7
3	1'56.581	29.806	35.226	32.131	19.418	311.3	3	1'57.970	29.909	36.096	32.385	19.580	305.8
4	1'56.940	29.790	35.292	32.185	19.673	293.8	4	1'57.247	29.747	35.546	32.357	19.597	305.3
5	1'56.561	29.599	35.272	32.174	19.516	307.6	5	1'56.847	29.656	35.377	32.267	19.547	305.8
6	2'00.109 P	29.701	35.368	32.590	22.450	309.8	6	2'03.798 P	29.621	36.227	34.380	23.570	305.6
Run #	2	Front Tyre	Slick-Medium	Rear Tyre	Slick-Soft		Run #	2	Front Tyre	Slick-Medium	Rear Tyre	Slick-Soft	
							11 Laps at start						
							9 Laps at start						
7	5'59.436	31.264	35.193	32.244	19.299		7	5'17.739	31.873	36.012	32.449	19.642	
8	1'55.971	29.444	35.110	32.090	19.327	312.3	8	1'57.216	29.688	35.547	32.416	19.565	308.2
9	1'56.180	29.349	35.275	32.066	19.490	311.5	9	2'03.156 P	29.705	36.074	34.297	23.080	307.1
10	1'56.237	29.454	35.184	32.105	19.494	310.6	Run #	3	Front Tyre	Slick-Medium	Rear Tyre	Slick-Soft	
11	2'00.892 P	29.765	35.350	32.371	23.406	310.0							
							14 Laps at start						
							12 Laps at start						
10	6'26.066	32.572	35.977	32.489	19.632		10	6'26.066	32.572	35.977	32.489	19.632	
11	2'00.970 P	29.703	35.605	32.416	23.246	306.3	11	2'00.970 P	29.703	35.605	32.416	23.246	306.3
Run #	3	Front Tyre	Slick-Medium	Rear Tyre	Slick-Soft		Run #	4	Front Tyre	Slick-Medium	Rear Tyre	Slick-Soft	
							New Tyre						
							New Tyre						
12	13'58.741	31.731	41.121	44.185	19.761		12	6'43.775	33.286	39.264	36.171	19.613	
13	1'55.663	29.425	35.035	31.875	19.328	308.4	13	1'56.133	29.465	35.156	32.079	19.433	307.6
14	2'03.959	29.326	37.673	37.457	19.503	312.5	14	1'55.776	29.262	35.119	31.989	19.406	306.2
15	1'55.991	29.427	34.995	32.101	19.468	309.9	15	2'14.031	33.152	46.402	34.921	19.556	305.3
							16	1'56.066	29.414	35.036	32.153	19.463	306.3

Fastest Lap: Valentino ROSSI Movistar Yamaha Mot ITA 1'55.175 29.441 34.717 31.765 19.252

These data/results cannot be reproduced, stored and/or transmitted in whole or in part by any manner of electronic, mechanical, photocopying, recording, broadcasting or otherwise now known or herein after developed without the previous express consent by the copyright owner, except for reproduction in daily press and regular printed publications on sale to the public within 60 days of the event related to those data/results and always provided that copyright symbol appears together as follows below.
© DORNA, 2018

Official MotoGP Timing by TISSOT
www.motogp.com

Brno, Saturday, August 04, 2018



Free Practice Nr. 3

MotoGP

Lap	Lap Time	T1	T2	T3	T4	Speed	Lap	Lap Time	T1	T2	T3	T4	Speed						
12th	41	Aleix ESPARGARO					APRILIA	SPA											
Aprilia Racing Team Gresini							Runs=3 Total laps=14 Full laps=9												
Run #	1	Front Tyre	Slick-Medium	Rear Tyre	Slick-Hard		Run #	1	Front Tyre	Slick-Medium	Rear Tyre	Slick-Soft							
			New Tyre	New Tyre						New Tyre	3 Laps at start								
1	2'23.601	34.935	37.918	33.596	20.035		1	2'23.783	33.346	38.331	32.964	19.664							
2	1'57.709	29.944	35.750	32.427	19.588	304.8	2	1'57.614	29.978	35.708	32.424	19.504	298.6						
3	1'57.506	29.886	35.229	32.733	19.658	296.2	3	1'56.537	29.629	35.247	32.161	19.500	301.6						
4	1'57.063	29.682	35.155	32.357	19.869	308.8	4	1'56.860	29.709	35.303	32.378	19.470	306.7						
5	1'56.479	29.620	35.089	32.193	19.577	307.8	5	1'56.921	29.618	35.286	32.438	19.579	307.3						
6	2'09.830 P	33.431	37.103	34.503	24.793	307.3	6	1'57.000	29.813	35.249	32.443	19.495	305.9						
Run #	2	Front Tyre	Slick-Medium	Rear Tyre	Slick-Soft		Run #	2	Front Tyre	Slick-Medium	Rear Tyre	Slick-Soft							
			New Tyre	New Tyre						7 Laps at start	10 Laps at start								
7	14'32.864	32.158	36.354	33.030	19.727		8	6'01.120	31.171	35.637	32.515	19.601							
8	1'57.195	29.766	35.391	32.436	19.602	305.4	9	1'56.789	29.568	35.348	32.352	19.521	306.7						
9	1'56.810	29.710	35.163	32.315	19.622	305.6	10	1'56.817	29.664	35.321	32.306	19.526	307.9						
10	2'09.735 P	32.107	37.629	35.797	24.202	298.5	11	1'57.107	29.778	35.284	32.379	19.666	306.9						
Run #	3	Front Tyre	Slick-Medium	Rear Tyre	Slick-Soft		12	1'57.198	29.684	35.388	32.496	19.630	305.9						
			4 Laps at start	New Tyre			13	2'00.449 P	30.022	35.825	32.771	21.831	303.6						
11	6'49.042	32.406	37.223	36.910	22.324		Run #	3	Front Tyre	Slick-Medium	Rear Tyre	Slick-Medium							
12	2'04.290	31.284	40.083	33.548	19.375	295.4				New Tyre	New Tyre								
13	2'01.115	29.483	38.777	33.310	19.545	310.0	14	4'37.358	32.380	35.711	32.328	19.563							
14	1'55.810	29.454	34.861	32.038	19.457	307.0	15	1'56.207	29.410	35.108	32.198	19.491	306.4						
13th	43	Jack MILLER					DUCATI	AUS											
Alma Pramac Racing							Runs=4 Total laps=18 Full laps=11												
Run #	1	Front Tyre	Slick-Medium	Rear Tyre	Slick-Medium		Run #	4	Front Tyre	Slick-Medium	Rear Tyre	Slick-Soft							
			5 Laps at start	New Tyre						3 Laps at start	New Tyre								
1	2'06.670	35.870	36.838	32.647	19.587		17	2'56.935	32.504	35.363	32.218	19.485							
2	2'02.459	30.200	38.138	34.412	19.709	305.6	18	1'55.941	29.338	35.024	32.180	19.399	306.9						
3	1'56.155	29.672	35.145	31.967	19.371	308.3	19	1'55.916	29.356	34.971	32.114	19.475	306.2						
4	1'56.622	29.813	35.258	32.095	19.456	305.0	15th	21	Franco MORBIDELLI					HONDA	ITA				
5	1'56.234	29.522	35.184	32.077	19.451	308.1	EG 0,0 Marc VDS							Runs=3 Total laps=14 Full laps=9					
6	1'57.699	30.086	35.883	32.269	19.461	300.8	Run #	1	Front Tyre	Slick-Medium	Rear Tyre	Slick-Hard							
7	2'00.862 P	29.843	35.653	32.704	22.662	306.4				New Tyre	New Tyre								
Run #	2	Front Tyre	Slick-Medium	Rear Tyre	Slick-Medium		1	2'25.330	35.099	37.845	33.565	19.945							
			12 Laps at start	7 Laps at start			2	1'58.139	30.313	35.667	32.506	19.653	280.2						
8	4'33.644	31.679	39.231	33.454	19.707		3	1'57.230	29.867	35.468	32.374	19.521	302.3						
9	1'57.544	29.759	35.629	32.585	19.571	302.7	4	1'57.005	29.725	35.263	32.477	19.540	301.9						
10	1'57.142	29.728	35.493	32.349	19.572	304.9	5	2'09.775 P	33.910	38.131	34.423	23.311	302.8						
11	1'57.354	29.768	35.534	32.359	19.693	307.1	Run #	2	Front Tyre	Slick-Medium	Rear Tyre	Slick-Hard							
12	2'04.755 P	31.877	35.993	33.708	23.177	305.3				5 Laps at start	5 Laps at start								
Run #	3	Front Tyre	Slick-Medium	Rear Tyre	Slick-Soft		6	11'03.345	33.202	36.183	32.488	19.618							
			New Tyre	New Tyre			7	1'56.969	29.772	35.394	32.249	19.554	303.5						
13	6'41.077	32.760	36.295	32.935	19.682		8	1'59.860 P	29.821	35.196	32.381	22.462	302.3						
14	1'55.841	29.370	35.111	31.892	19.468	305.7	Run #	3	Front Tyre	Slick-Medium	Rear Tyre	Slick-Soft							
15	2'04.632 P	30.694	37.034	34.079	22.825	304.9				New Tyre	New Tyre								
Run #	4	Front Tyre	Slick-Medium	Rear Tyre	Slick-Soft		9	11'20.225	31.999	36.102	32.388	19.578							
			3 Laps at start	New Tyre			10	1'56.481	29.811	35.006	32.101	19.563	303.7						
16	5'16.544	42.561	37.106	32.637	19.676		11	1'55.933	29.527	34.984	32.037	19.385	303.2						
17	1'56.982	29.461	35.153	32.513	19.855	303.7	12	2'05.823	32.300	39.557	34.167	19.799	300.5						
18	1'55.983	29.512	34.990	32.017	19.464	305.1	13	2'01.913	29.921	39.147	33.072	19.773	303.2						
							14	1'56.897	29.686	35.279	32.351	19.581	304.0						

Fastest Lap: Valentino ROSSI Movistar Yamaha Mot ITA **1'55.175** 29.441 34.717 31.765 19.252

These data/results cannot be reproduced, stored and/or transmitted in whole or in part by any manner of electronic, mechanical, photocopying, recording, broadcasting or otherwise now known or herein after developed without the previous express consent by the copyright owner, except for reproduction in daily press and regular printed publications on sale to the public within 60 days of the event related to those data/results and always provided that copyright symbol appears together as follows below.
© DORNA, 2018

Official MotoGP Timing by TISSOT
www.motogp.com

Brno, Saturday, August 04, 2018

Page 4 of 7



Free Practice Nr. 3

MotoGP

Lap	Lap Time	T1	T2	T3	T4	Speed	Lap	Lap Time	T1	T2	T3	T4	Speed		
16th	55	Hafiz SYAHRIN				YAMAHA	MAL	1	2'11.636	33.822	37.796	33.846	20.076		
		Monster Yamaha Tech 3						2	2'00.073	30.148	35.945	34.127	19.853	308.8	
		Runs=3		Total laps=14		Full laps=8		3	1'57.641	29.965	35.556	32.554	19.566	307.6	
		Run # 1	<i>Front Tyre</i>	Slick-Medium	<i>Rear Tyre</i>	Slick-Medium			4	1'57.603	29.777	35.642	32.518	19.666	308.6
				New Tyre		New Tyre			5	2'11.248 P	33.594	41.604	33.288	22.762	300.9
1	2'57.407	41.359	37.956	33.147	19.640		Run # 2	<i>Front Tyre</i>	Slick-Medium	<i>Rear Tyre</i>	Slick-Soft				
2	1'57.269	29.952	35.553	32.309	19.455	305.5	9 Laps at start		4 Laps at start						
3	1'56.586	29.829	35.208	32.142	19.407	305.6	6	6'43.811	32.107	36.746	33.137	19.941			
4	1'56.716	29.660	35.249	32.326	19.481	306.1	7	1'58.468	30.170	35.835	32.632	19.831	305.5		
5	2'19.369 P	35.377	41.069	36.204	26.719	294.8	8	1'57.880	29.854	35.630	32.614	19.782	305.4		
Run # 2	<i>Front Tyre</i>	Slick-Hard	<i>Rear Tyre</i>	Slick-Medium			9	1'58.112	29.867	35.748	32.659	19.838	306.4		
		9 Laps at start		5 Laps at start			10	2'17.920 P	34.954	40.576	35.963	26.427	298.5		
6	8'37.086	39.081	40.633	34.927	20.320		Run # 3	<i>Front Tyre</i>	Slick-Medium	<i>Rear Tyre</i>	Slick-Soft				
7	1'58.472	30.427	35.940	32.567	19.538	304.5	New Tyre		New Tyre						
8	1'57.087	29.843	35.393	32.304	19.547	304.9	11	11'19.763	34.225	37.696	32.768	19.597			
9	1'56.637	29.774	35.183	32.209	19.471	305.3	12	1'56.280	29.676	35.115	32.052	19.437	308.8		
10	2'16.046 P	34.170	40.972	35.227	25.677	300.0	13	2'03.056	33.951	36.228	32.804	20.073	308.6		
Run # 3	<i>Front Tyre</i>	Slick-Hard	<i>Rear Tyre</i>	Slick-Soft			14	1'56.814	29.702	35.311	32.212	19.589	305.1		
		New Tyre		New Tyre			15	2'08.206	34.006	37.613	32.950	23.637	303.7		
11	10'05.756	36.428	38.687	33.459	19.677		16	1'57.477	29.822	35.467	32.402	19.786	305.3		
12	1'56.056	29.517	35.142	32.045	19.352	305.1	19th 38 Bradley SMITH						KTM	GBR	
13	1'56.013	29.485	35.060	32.061	19.407	305.1	Red Bull KTM Factory Racing				Runs=3 Total laps=16 Full laps=10				
14	3'51.016 P	38.792	45.214	32.319	1'54.691	302.1	Run # 1	<i>Front Tyre</i>	Slick-Medium	<i>Rear Tyre</i>	Slick-Medium				
							3 Laps at start		New Tyre						
17th	42	Alex RINS				SUZUKI	SPA	1	2'21.903	33.229	38.152	33.450	20.071		
Team SUZUKI ECSTAR							2	1'58.388	30.303	35.980	32.479	19.626	303.4		
Runs=3		Total laps=17		Full laps=12		3	1'57.197	29.851	35.362	32.352	19.632	306.9			
Run # 1	<i>Front Tyre</i>	Slick-Medium	<i>Rear Tyre</i>	Slick-Soft			4	1'57.726	29.874	35.458	32.854	19.540	294.6		
		New Tyre		New Tyre			5	1'57.609	29.799	35.432	32.551	19.827	304.3		
1	2'38.380	33.363	37.797	33.281	20.006		6	2'12.272 P	37.073	37.498	35.233	22.468	290.3		
2	1'56.679	29.798	35.293	32.139	19.449	304.6	Run # 2	<i>Front Tyre</i>	Slick-Medium	<i>Rear Tyre</i>	Slick-Medium				
3	1'56.564	29.645	35.324	32.125	19.470	305.6	9 Laps at start		6 Laps at start						
4	1'56.626	29.642	35.395	32.090	19.499	306.3	7	9'20.610	35.057	37.222	33.294	19.927			
5	2'06.607 P	30.765	37.403	34.032	24.407	304.9	8	1'58.824	30.253	35.822	32.926	19.823	303.2		
Run # 2	<i>Front Tyre</i>	Slick-Medium	<i>Rear Tyre</i>	Slick-Hard			9	1'57.942	30.082	35.611	32.543	19.706	302.2		
		7 Laps at start		4 Laps at start			10	1'57.815	30.012	35.535	32.644	19.624	304.2		
6	5'42.536	33.586	37.843	33.798	20.058		11	2'04.947 P	32.045	37.176	34.049	21.677	298.9		
7	1'57.377	29.908	35.609	32.263	19.597	302.3	Run # 3	<i>Front Tyre</i>	Slick-Medium	<i>Rear Tyre</i>	Slick-Soft				
8	1'56.927	29.615	35.344	32.264	19.704	303.7	New Tyre		New Tyre						
9	1'56.853	29.671	35.377	32.248	19.557	305.6	12	6'48.149	37.261	36.875	33.686	19.604			
10	1'56.695	29.544	35.304	32.291	19.556	305.9	13	1'56.486	29.672	35.180	32.240	19.394	306.0		
11	1'56.863	29.613	35.354	32.336	19.560	306.2	14	2'04.061	34.578	36.668	32.891	19.924	299.4		
12	1'57.355	29.711	35.512	32.459	19.673	306.4	15	1'56.626	29.686	35.210	32.277	19.453	305.8		
13	1'57.752	29.881	35.468	32.598	19.805	305.0	16	2'08.806 P	32.021	37.450	34.140	25.195	284.1		
14	2'13.460 P	34.917	38.205	34.818	25.520	302.9	20th 6 Stefan BRADL						HONDA	GER	
Run # 3	<i>Front Tyre</i>	Slick-Medium	<i>Rear Tyre</i>	Slick-Soft			HRC Honda Team				Runs=3 Total laps=17 Full laps=12				
		5 Laps at start		New Tyre			Run # 1	<i>Front Tyre</i>	Slick-Hard	<i>Rear Tyre</i>	Slick-Hard				
15	9'29.927	30.672	35.966	32.179	19.435		New Tyre		New Tyre						
16	1'56.109	29.355	35.217	32.039	19.498	305.1	1	2'08.216	33.216	37.322	33.689	19.846			
17	1'56.242	29.417	35.292	32.119	19.414	304.9	2	1'57.744	29.878	35.687	32.560	19.619	308.5		
							3	1'56.973	29.671	35.346	32.461	19.495	308.6		
18th	44	Po ESPARGARO				KTM	SPA	4	1'56.850	29.612	35.289	32.344	19.605	309.7	
Red Bull KTM Factory Racing							Runs=3 Total laps=16 Full laps=11								
Run # 1	<i>Front Tyre</i>	Slick-Medium	<i>Rear Tyre</i>	Slick-Medium			4 Laps at start		New Tyre						
		New Tyre		New Tyre											

Fastest Lap: Valentino ROSSI Movistar Yamaha Mot ITA **1'55.175** 29.441 34.717 31.765 19.252

These data/results cannot be reproduced, stored and/or transmitted in whole or in part by any manner of electronic, mechanical, photocopying, recording, broadcasting or otherwise now known or herein after developed without the previous express consent by the copyright owner, except for reproduction in daily press and regular printed publications on sale to the public within 60 days of the event related to those data/results and always provided that copyright symbol appears together as follows below.
© DORNA, 2018



Free Practice Nr. 3

MotoGP

Lap	Lap Time	T1	T2	T3	T4	Speed	Lap	Lap Time	T1	T2	T3	T4	Speed	
5	1'57.359	30.049	35.490	32.369	19.451	306.7	Run # 2	Front Tyre Slick-Hard	Rear Tyre Slick-Soft					
6	2'08.781	P 34.735	36.971	33.644	23.431	310.9		New Tyre	New Tyre					
Run # 2		Front Tyre Slick-Hard		Rear Tyre Slick-Hard			6 Laps at start		6 Laps at start					
7	8'22.554	36.747	38.287	39.243	22.886		7	9'43.120	33.258	37.018	38.912	21.784		
8	1'57.798	29.847	35.736	32.604	19.611	308.6	8	1'58.117	30.042	35.636	32.703	19.736	306.3	
9	1'57.447	29.711	35.669	32.421	19.646	310.7	9	1'57.975	29.965	35.724	32.613	19.673	306.1	
10	1'57.644	29.767	35.488	32.717	19.672	310.9	10	1'57.906	29.869	35.674	32.711	19.652	304.7	
11	1'57.610	29.862	35.583	32.520	19.645	308.4	11	2'05.263	P 33.372	36.517	33.662	21.712	303.6	
12	2'06.726	P 32.122	37.088	33.964	23.552	307.2	Run # 3		Front Tyre Slick-Hard		Rear Tyre Slick-Soft			
Run # 3		Front Tyre Slick-Hard		Rear Tyre Slick-Soft			5 Laps at start		New Tyre					
13	8'00.788	33.213	37.546	33.002	19.754		12	9'33.285	32.258	36.408	33.104	19.840		
14	1'56.789	29.552	35.362	32.413	19.462	308.0	13	1'56.964	29.632	35.387	32.395	19.550	306.0	
15	1'56.686	29.503	35.354	32.340	19.489	307.6	14	1'58.921	29.901	35.937	33.529	19.554	305.9	
16	1'56.801	29.497	35.280	32.452	19.572	307.6	15	2'01.651	29.781	37.303	34.143	20.424	306.7	
17	1'57.041	29.648	35.317	32.498	19.578	307.3	23rd 30		Takaaki NAKAGAMI		HONDA	JPN		
									LCR Honda IDEMITSU					
									Runs=4		Total laps=16		Full laps=10	

Run #	Front Tyre	Slick-Medium	Rear Tyre	Slick-Soft		
21st 45		Scott REDDING		APRILIA	GBR	
		Aprilia Racing Team Gresini				
		Runs=4		Total laps=14	Full laps=7	
Run # 1		Front Tyre Slick-Medium		Rear Tyre Slick-Soft		
		2 Laps at start		2 Laps at start		
1	2'07.552	33.621	37.022	33.003	19.805	
2	2'01.875	30.007	37.269	34.778	19.821	302.1
3	1'57.478	29.894	35.458	32.389	19.737	305.4
4	2'16.094	P 29.911	49.300	33.520	23.363	292.7
Run # 2		Front Tyre Slick-Medium		Rear Tyre Slick-Soft		
		6 Laps at start		6 Laps at start		
5	9'06.532	33.307	37.305	33.483	20.367	
6	2'05.526	P 30.731	38.087	34.175	22.533	299.3
Run # 3		Front Tyre Slick-Medium		Rear Tyre Slick-Hard		
		8 Laps at start		6 Laps at start		
7	7'24.704	31.573	36.507	33.468	19.961	
8	1'57.875	30.067	35.543	32.494	19.771	298.8
9	1'57.450	29.838	35.464	32.500	19.648	300.1
10	2'03.425	P 30.030	35.574	32.912	24.909	302.3
Run # 4		Front Tyre Slick-Medium		Rear Tyre Slick-Soft		
		New Tyre		New Tyre		
11	6'49.451	34.067	36.440	34.291	27.491	
12	2'04.806	30.524	38.806	35.924	19.552	283.2
13	2'00.880	32.308	36.292	32.749	19.531	303.3
14	1'56.902	29.694	35.198	32.378	19.632	305.0

Run #	Front Tyre	Slick-Medium	Rear Tyre	Slick-Hard		
22nd 17		Karel ABRAHAM		DUCATI	CZE	
		Angel Nieto Team				
		Runs=3		Total laps=15	Full laps=10	
Run # 1		Front Tyre Slick-Medium		Rear Tyre Slick-Hard		
		New Tyre		New Tyre		
1	2'14.049	33.301	37.719	33.734	20.113	
2	2'00.479	30.634	36.403	33.257	20.185	298.0
3	1'58.014	30.022	35.554	32.556	19.882	303.7
4	1'59.941	30.432	36.981	32.812	19.716	305.3
5	1'58.005	29.895	35.690	32.632	19.788	304.2
6	2'08.575	P 32.655	38.427	34.441	23.052	299.5

Run #	Front Tyre	Slick-Hard	Rear Tyre	Slick-Medium		
Run # 1		Front Tyre Slick-Hard		Rear Tyre Slick-Medium		
		8 Laps at start		New Tyre		
1	2'15.726	34.970	38.402	33.413	19.806	
2	1'58.399	30.221	36.003	32.572	19.603	301.5
3	1'57.684	29.917	35.674	32.356	19.737	304.7
4	1'57.733	30.222	35.642	32.300	19.569	291.4
5	1'57.247	29.752	35.548	32.325	19.622	302.2
6	2'02.237	32.106	36.776	33.776	19.579	300.5
7	2'01.770	P 29.822	35.623	32.546	23.779	304.8
Run # 2		Front Tyre Slick-Hard		Rear Tyre Slick-Medium		
		10 Laps at start		7 Laps at start		
8	8'22.213	P 34.602	32.917	42.355	25.442	
Run # 3		Front Tyre Slick-Hard		Rear Tyre Slick-Medium		
		11 Laps at start		8 Laps at start		
9	7'02.239	32.643	37.733	33.489	19.907	
10	1'58.721	30.110	36.230	32.725	19.656	301.8
11	1'57.407	29.741	35.603	32.423	19.640	302.3
12	2'07.701	P 31.974	38.260	33.801	23.666	302.2
Run # 4		Front Tyre Slick-Medium		Rear Tyre Slick-Soft		
		New Tyre		New Tyre		
13	4'17.824	34.793	37.768	36.314	19.866	
14	1'57.459	29.928	35.521	32.401	19.609	303.9
15	1'57.322	29.819	35.550	32.320	19.633	302.6
16	1'57.008	29.613	35.413	32.403	19.579	300.9

Run #	Front Tyre	Slick-Medium	Rear Tyre	Slick-Soft		
24th 50		Sylvain GUINTOLI		SUZUKI	FRA	
		Team SUZUKI ECSTAR				
		Runs=3		Total laps=14	Full laps=8	
Run # 1		Front Tyre Slick-Medium		Rear Tyre Slick-Soft		
		New Tyre		New Tyre		
1	2'11.717	32.782	38.026	33.622	19.887	
2	2'05.689	31.642	40.151	34.161	19.735	300.3
3	1'57.641	29.842	35.505	32.546	19.748	304.7
4	1'57.975	30.072	35.618	32.580	19.705	304.0
5	2'16.129	P 40.026	37.036	35.510	23.557	306.2
Run # 2		Front Tyre Slick-Medium		Rear Tyre Slick-Soft		
		5 Laps at start		5 Laps at start		
6	6'30.068	33.221	36.685	33.688	19.819	
7	1'57.872	29.934	35.683	32.511	19.744	303.8

Fastest Lap: Valentino ROSSI Movistar Yamaha Mot ITA 1'55.175 29.441 34.717 31.765 19.252

These data/results cannot be reproduced, stored and/or transmitted in whole or in part by any manner of electronic, mechanical, photocopying, recording, broadcasting or otherwise now known or herein after developed without the previous express consent by the copyright owner, except for reproduction in daily press and regular printed publications on sale to the public within 60 days of the event related to those data/results and always provided that copyright symbol appears together as follows below.
© DORNA, 2018

Official MotoGP Timing by TISSOT
www.motogp.com

Brno, Saturday, August 04, 2018

Page 6 of 7



Free Practice Nr. 3

MotoGP

Lap	Lap Time	T1	T2	T3	T4	Speed	Lap	Lap Time	T1	T2	T3	T4	Speed
8	1'57.981	30.013	35.672	32.567	19.729	301.8	11	13'25.670	31.991	36.177	32.869	20.702	
9	1'57.916	29.832	35.638	32.646	19.800	304.1	12	1'57.819	29.856	35.623	32.554	19.786	303.9
10	2'12.505 P	32.717	37.457	35.869	26.462	302.4	13	1'57.660	29.738	35.567	32.538	19.817	303.7
Run # 3	<i>Front Tyre</i> Slick-Medium		<i>Rear Tyre</i> Slick-Soft										
	New Tyre		New Tyre										
11	14'00.687	33.452	37.080	33.947	19.756								
12	1'57.306	29.835	35.470	32.434	19.567	302.7							
13	1'57.204	29.743	35.383	32.461	19.617	302.0							
14	2'20.962 P	34.726	38.960	37.134	30.142	297.0							

25th 12 **Thomas LUTHI** HONDA SWI
EG 0,0 Marc VDS

Runs=3 Total laps=17 Full laps=12

Run #	1	Front Tyre	Slick-Hard	Rear Tyre	Slick-Hard		
		New Tyre		New Tyre			
1	2'25.257	35.562	38.270	33.615	20.222		
2	1'59.474	30.713	36.246	32.744	19.771	294.4	
3	1'57.641	29.880	35.470	32.582	19.709	303.2	
4	1'58.734	29.910	35.700	33.180	19.944	302.4	
5	1'58.052	29.927	35.634	32.652	19.839	302.2	
6	1'57.322	29.791	35.347	32.518	19.666	301.2	
7	2'12.140 P	33.130	39.109	36.276	23.625	298.8	
Run # 2	<i>Front Tyre</i> Slick-Hard		<i>Rear Tyre</i> Slick-Hard				
	7 Laps at start		7 Laps at start				
8	8'43.679	34.109	37.113	33.369	20.049		
9	1'58.539	30.068	35.706	32.758	20.007	301.6	
10	1'58.036	29.942	35.479	32.712	19.903	301.0	
11	1'57.880	29.952	35.512	32.683	19.733	300.5	
12	1'57.734	29.920	35.454	32.595	19.765	299.9	
13	2'07.600 P	35.139	36.467	32.670	23.324	301.4	
Run # 3	<i>Front Tyre</i> Slick-Medium		<i>Rear Tyre</i> Slick-Soft				
	New Tyre		New Tyre				
14	6'27.529	33.934	36.989	36.564	19.933		
15	1'57.477	29.702	35.686	32.409	19.680	302.5	
16	1'57.578	29.771	35.488	32.607	19.712	302.2	
17	1'57.893	29.869	35.603	32.572	19.849	301.2	

26th 10 **Xavier SIMEON** DUCATI BEL
Reale Avintia Racing

Runs=3 Total laps=14 Full laps=9

Run #	1	Front Tyre	Slick-Medium	Rear Tyre	Slick-Soft		
		New Tyre		New Tyre			
1	2'15.473	34.208	37.576	33.320	19.872		
2	1'58.377	30.255	35.748	32.624	19.750	303.2	
3	1'57.885	30.013	35.594	32.496	19.782	307.5	
4	2'06.578	31.484	36.551	37.776	20.767	304.7	
5	2'03.290 P	30.209	35.720	33.300	24.061	301.7	
Run # 2	<i>Front Tyre</i> Slick-Medium		<i>Rear Tyre</i> Slick-Soft				
	5 Laps at start		New Tyre				
6	7'56.939	31.823	36.082	32.667	19.679		
7	1'57.578	29.923	35.624	32.406	19.625	305.2	
8	1'57.560	29.931	35.473	32.439	19.717	309.1	
9	1'57.770	29.925	35.525	32.490	19.830	308.4	
10	2'10.623 P	33.829	38.890	33.908	23.996	305.5	
Run # 3	<i>Front Tyre</i> Slick-Medium		<i>Rear Tyre</i> Slick-Soft				
	New Tyre		New Tyre				

Fastest Lap: Valentino ROSSI Movistar Yamaha Mot ITA **1'55.175** 29.441 34.717 31.765 19.252

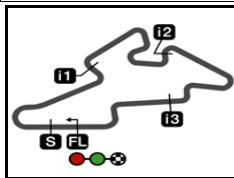
These data/results cannot be reproduced, stored and/or transmitted in whole or in part by any manner of electronic, mechanical, photocopying, recording, broadcasting or otherwise now known or herein after developed without the previous express consent by the copyright owner, except for reproduction in daily press and regular printed publications on sale to the public within 60 days of the event related to those data/results and always provided that copyright symbol appears together as follows below.
© DORNA, 2018

Official MotoGP Timing by TISSOT
www.motogp.com

Brno, Saturday, August 04, 2018

Page 7 of 7





5403 m.

MONSTER ENERGY GRAND PRIX ČESKÉ REPUBLIKY

Free Practice Nr. 3

Best Partial Times

MotoGP™

IT Ideal Lap Time, sum of the best partial times

BT Best Lap Time

T1		T2		T3		T4				IT	BT	
Pos	Rider	Time	Rider	Time	Rider	Time	Rider	Time	Pos	Rider	IT	BT
1	D.PETRUCCI	29.249	V.ROSSI	34.717	V.ROSSI	31.765	J.LORENZO	19.195	1	V.ROSSI	1'55.175	1'55.175 (1)
2	M.VIÑALES	29.262	M.MARQUEZ	34.781	A.IANNONE	31.839	V.ROSSI	19.252	2	D.PETRUCCI	1'55.183	1'55.261 (2)
3	J.LORENZO	29.274	D.PETRUCCI	34.803	J.LORENZO	31.842	D.PETRUCCI	19.282	3	J.LORENZO	1'55.224	1'55.326 (3)
4	D.PEDROSA	29.312	C.CRUTCHLOW	34.835	D.PETRUCCI	31.849	A.IANNONE	19.282	4	M.MARQUEZ	1'55.310	1'55.458 (4)
5	T.RABAT	29.326	A.ESPARGARO	34.861	J.ZARCO	31.864	T.RABAT	19.299	5	A.IANNONE	1'55.405	1'55.499 (5)
6	A.IANNONE	29.328	D.PEDROSA	34.913	M.MARQUEZ	31.867	A.DOVIZIOSO	19.302	6	D.PEDROSA	1'55.485	1'55.517 (6)
7	M.MARQUEZ	29.333	J.LORENZO	34.913	T.RABAT	31.875	C.CRUTCHLOW	19.302	7	C.CRUTCHLO	1'55.493	1'55.617 (7)
8	A.BAUTISTA	29.338	J.ZARCO	34.916	J.MILLER	31.892	D.PEDROSA	19.318	8	T.RABAT	1'55.495	1'55.663 (9)
9	A.DOVIZIOSO	29.353	A.IANNONE	34.956	D.PEDROSA	31.942	M.MARQUEZ	19.329	9	J.ZARCO	1'55.541	1'55.628 (8)
10	A.RINS	29.355	A.BAUTISTA	34.971	A.DOVIZIOSO	31.968	H.SYHRIN	19.352	10	J.MILLER	1'55.623	1'55.841 (13)
11	C.CRUTCHLOW	29.369	F.MORBIDELLI	34.984	C.CRUTCHLOW	31.987	J.MILLER	19.371	11	A.DOVIZIOSO	1'55.648	1'55.721 (10)
12	J.MILLER	29.370	J.MILLER	34.990	M.VIÑALES	31.989	J.ZARCO	19.372	12	M.VIÑALES	1'55.693	1'55.776 (11)
13	J.ZARCO	29.389	T.RABAT	34.995	F.MORBIDELLI	32.037	A.ESPARGARO	19.375	13	A.ESPARGAR	1'55.728	1'55.810 (12)
14	V.ROSSI	29.441	A.DOVIZIOSO	35.025	A.ESPARGARO	32.038	F.MORBIDELLI	19.385	14	A.BAUTISTA	1'55.822	1'55.916 (14)
15	A.ESPARGARO	29.454	M.VIÑALES	35.036	A.RINS	32.039	B.SMITH	19.394	15	F.MORBIDELLI	1'55.933	1'55.933 (15)
16	H.SYHRIN	29.485	H.SYHRIN	35.060	H.SYHRIN	32.045	A.BAUTISTA	19.399	16	H.SYHRIN	1'55.942	1'56.013 (16)
17	S.BRADL	29.497	P.ESPARGARO	35.115	P.ESPARGARO	32.052	M.VIÑALES	19.406	17	A.RINS	1'56.025	1'56.109 (17)
18	F.MORBIDELLI	29.527	B.SMITH	35.180	A.BAUTISTA	32.114	A.RINS	19.414	18	P.ESPARGAR	1'56.280	1'56.280 (18)
19	T.NAKAGAMI	29.613	S.REDDING	35.198	B.SMITH	32.240	P.ESPARGARO	19.437	19	B.SMITH	1'56.486	1'56.486 (19)
20	K.ABRAHAM	29.632	A.RINS	35.217	T.NAKAGAMI	32.300	S.BRADL	19.451	20	S.BRADL	1'56.568	1'56.686 (20)
21	B.SMITH	29.672	S.BRADL	35.280	S.BRADL	32.340	S.REDDING	19.531	21	S.REDDING	1'56.801	1'56.902 (21)
22	P.ESPARGARO	29.676	T.LUTHI	35.347	S.REDDING	32.378	K.ABRAHAM	19.550	22	T.NAKAGAMI	1'56.895	1'57.008 (23)
23	S.REDDING	29.694	S.GUINTOLI	35.383	K.ABRAHAM	32.395	S.GUINTOLI	19.567	23	K.ABRAHAM	1'56.964	1'56.964 (22)
24	T.LUTHI	29.702	K.ABRAHAM	35.387	X.SIMEON	32.406	T.NAKAGAMI	19.569	24	T.LUTHI	1'57.124	1'57.322 (25)


These data/results cannot be reproduced, stored and/or transmitted in whole or in part by any manner of electronic, mechanical, photocopying, recording, broadcasting or otherwise now known or herein after developed without the previous express consent by the copyright owner, except for reproduction in daily press and regular printed publications on sale to the public within 60 days of the event related to those data/results and always provided that copyright symbol appears together as follows below.

© DORNA, 2018

Official MotoGP Timing by TISSOT
www.motogp.com



Automotodrom Brno

Results and timing service provided by  **TISSOT**

5403 m.

MONSTER ENERGY GRAND PRIX ČESKÉ REPUBLIKY**Free Practice Nr. 3****Best Partial Times****MotoGP™***IT* Ideal Lap Time, sum of the best partial times*BT* Best Lap Time

<i>T1</i>		<i>T2</i>		<i>T3</i>		<i>T4</i>				<i>IT</i>	<i>BT</i>	
<i>Pos</i>	<i>Rider</i>	<i>Time</i>	<i>Rider</i>	<i>Time</i>	<i>Rider</i>	<i>Time</i>	<i>Rider</i>	<i>Time</i>	<i>Pos</i>	<i>Rider</i>		
25	X.SIMEON	29.738	T.NAKAGAMI	35.413	T.LUTHI	32.409	X.SIMEON	19.625	25	S.GUINTOLI	1'57.127	1'57.204 (24)
26	S.GUINTOLI	29.743	X.SIMEON	35.473	S.GUINTOLI	32.434	T.LUTHI	19.666	26	X.SIMEON	1'57.242	1'57.560 (26)

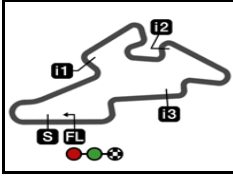
These data/results cannot be reproduced, stored and/or transmitted in whole or in part by any manner of electronic, mechanical, photocopying, recording, broadcasting or otherwise now known or herein after developed without the previous express consent by the copyright owner, except for reproduction in daily press and regular printed publications on sale to the public within 60 days of the event related to those data/results and always provided that copyright symbol appears together as follows below.

© DORNA, 2018

Official MotoGP Timing by **TISSOT**

www.motogp.com






5403 m.

MONSTER ENERGY GRAND PRIX ČESKÉ REPUBLIKY

Free Practice Nr. 3

Fastest Laps Sequence

<i>Practice Time</i>	 <i>Rider</i>	<i>Nation</i>	<i>Motorcycle</i>	<i>Time</i>	<i>Km/h</i>	<i>Rider's Lap</i>
4'05.960	6 Stefan BRADL	GER	HONDA	1'57.744	165.1	2
4'08.393	5 Johann ZARCO	FRA	YAMAHA	1'57.412	165.6	2
4'19.515	9 Danilo PETRUCCI	ITA	DUCATI	1'57.224	165.9	2
4'35.059	42 Alex RINS	SPA	SUZUKI	1'56.679	166.7	2
6'03.852	99 Jorge LORENZO	SPA	DUCATI	1'56.162	167.4	3
6'05.284	43 Jack MILLER	AUS	DUCATI	1'56.155	167.4	3
6'06.943	93 Marc MARQUEZ	SPA	HONDA	1'55.637	168.2	3
33'17.187	35 Cal CRUTCHLOW	GBR	HONDA	1'55.617	168.2	12
34'36.740	9 Danilo PETRUCCI	ITA	DUCATI	1'55.369	168.5	12
38'52.561	99 Jorge LORENZO	SPA	DUCATI	1'55.328	168.6	13
44'32.483	9 Danilo PETRUCCI	ITA	DUCATI	1'55.261	168.7	15
45'25.971	46 Valentino ROSSI	ITA	YAMAHA	1'55.175	168.8	17

These data/results cannot be reproduced, stored and/or transmitted in whole or in part by any manner of electronic, mechanical, photocopying, recording, broadcasting or otherwise now known or herein after developed without the previous express consent by the copyright owner, except for reproduction in daily press and regular printed publications on sale to the public within 60 days of the event related to those data/results and always provided that copyright symbol appears together as follows below.

© DORNA, 2018

Official MotoGP Timing by TISSOT
www.motogp.com

Brno, Saturday, August 04, 2018

