


5403 m.

MONSTER ENERGY GRAND PRIX ČESKÉ REPUBLIKY

Free Practice Nr. 4

Classification

14

		Rider	Nation	Team	Motorcycle	Time	Lap Total	Gap	Top Speed
1	93	Marc MARQUEZ	SPA	Repsol Honda Team	HONDA	1'56.149	9 14		310.9
2	29	Andrea IANNONE	ITA	Team SUZUKI ECSTAR	SUZUKI	1'56.658	13 13	0.509 0.509	305.0
3	42	Alex RINS	SPA	Team SUZUKI ECSTAR	SUZUKI	1'56.779	5 13	0.630 0.121	305.7
4	43	Jack MILLER	AUS	Alma Pramac Racing	DUCATI	1'56.868	3 11	0.719 0.089	309.0
5	19	Alvaro BAUTISTA	SPA	Angel Nieto Team	DUCATI	1'56.901	13 13	0.752 0.033	308.3
6	26	Dani PEDROSA	SPA	Repsol Honda Team	HONDA	1'56.969	5 12	0.820 0.068	310.7
7	46	Valentino ROSSI	ITA	Movistar Yamaha MotoGP	YAMAHA	1'56.971	11 14	0.822 0.002	307.3
8	9	Daniilo PETRUCCI	ITA	Alma Pramac Racing	DUCATI	1'57.002	9 13	0.853 0.031	309.5
9	35	Cal CRUTCHLOW	GBR	LCR Honda CASTROL	HONDA	1'57.061	10 12	0.912 0.059	310.8
10	4	Andrea DOVIZIOSO	ITA	Ducati Team	DUCATI	1'57.137	11 12	0.988 0.076	313.0
11	30	Takaaki NAKAGAMI	JPN	LCR Honda IDEMITSU	HONDA	1'57.145	13 13	0.996 0.008	306.6
12	99	Jorge LORENZO	SPA	Ducati Team	DUCATI	1'57.200	3 11	1.051 0.055	310.7
13	55	Hafizh SYAHRIN	MAL	Monster Yamaha Tech 3	YAMAHA	1'57.206	8 9	1.057 0.006	305.2
14	53	Tito RABAT	SPA	Reale Avintia Racing	DUCATI	1'57.263	7 12	1.114 0.057	311.0
15	5	Johann ZARCO	FRA	Monster Yamaha Tech 3	YAMAHA	1'57.290	9 14	1.141 0.027	306.0
16	21	Franco MORBIDELLI	ITA	EG 0,0 Marc VDS	HONDA	1'57.326	8 12	1.177 0.036	306.1
17	25	Maverick VIÑALES	SPA	Movistar Yamaha MotoGP	YAMAHA	1'57.464	4 11	1.315 0.138	308.5
18	41	Aleix ESPARGARO	SPA	Aprilia Racing Team Gresini	APRILIA	1'57.473	3 12	1.324 0.009	308.0
19	6	Stefan BRADL	GER	HRC Honda Team	HONDA	1'57.510	11 13	1.361 0.037	311.6
20	45	Scott REDDING	GBR	Aprilia Racing Team Gresini	APRILIA	1'57.564	4 12	1.415 0.054	304.4
21	17	Karel ABRAHAM	CZE	Angel Nieto Team	DUCATI	1'57.715	3 9	1.566 0.151	307.6
22	12	Thomas LUTHI	SWI	EG 0,0 Marc VDS	HONDA	1'57.814	8 9	1.665 0.099	304.3
23	44	Po ESPARGARO	SPA	Red Bull KTM Factory Racing	KTM	1'57.951	9 11	1.802 0.137	309.0
24	38	Bradley SMITH	GBR	Red Bull KTM Factory Racing	KTM	1'58.100	4 6	1.951 0.149	304.7
25	50	Sylvain GUINTOLI	FRA	Team SUZUKI ECSTAR	SUZUKI	1'58.375	4 11	2.226 0.275	304.1
26	10	Xavier SIMEON	BEL	Reale Avintia Racing	DUCATI	1'58.635	8 10	2.486 0.260	307.5

Practice condition: Dry

Air: 32°

Humidity: 34%

Ground: 49°

Fastest Lap:	Lap: 9	Marc MARQUEZ	1'56.149	167.4 Km/h
Circuit Record Lap:	2014	Dani PEDROSA	1'56.027	167.6 Km/h
Circuit Best Lap:	2016	Marc MARQUEZ	1'54.596	169.7 Km/h

The results are provisional until the end of the limit for protest and appeals.

Time limit for protest expires 30' after publication of the results - Time:

These data/results cannot be reproduced, stored and/or transmitted in whole or in part by any manner of electronic, mechanical, photocopying, recording, broadcasting or otherwise now known or herein after developed without the previous express consent by the copyright owner, except for reproduction in daily press and regular printed publications on sale to the public within 60 days of the event related to those data/results and always provided that copyright symbol appears together as follows below.

© DORNA, 2018

Official MotoGP Timing by TISSOT
www.motogp.com

Brno, Saturday, August 04, 2018





5403 m.

MONSTER ENERGY GRAND PRIX ČESKÉ REPUBLIKY

Free Practice Nr. 4

Top Speed & Average

15



Rider	Nation	Motorcycle	Top 5 speeds					Average	Top
4 Andrea DOVIZIOSO	ITA	DUCATI	313.0	312.9	312.2	312.0	311.9	312.4	313.0
6 Stefan BRADL	GER	HONDA	311.6	309.8	309.7	309.3	309.1	309.9	311.6
53 Tito RABAT	SPA	DUCATI	311.0	310.8	310.6	309.2	309.1	310.0	311.0
93 Marc MARQUEZ	SPA	HONDA	310.9	310.4	309.3	309.1	309.0	309.7	310.9
35 Cal CRUTCHLOW	GBR	HONDA	310.8	310.7	310.3	310.3	308.9	310.2	310.8
26 Dani PEDROSA	SPA	HONDA	310.7	310.3	310.3	309.4	308.7	309.9	310.7
99 Jorge LORENZO	SPA	DUCATI	310.7	310.6	310.6	310.1	308.5	310.1	310.7
9 Daniilo PETRUCCI	ITA	DUCATI	309.5	308.7	308.3	307.6	307.3	308.3	309.5
43 Jack MILLER	AUS	DUCATI	309.0	307.6	306.9	306.9	305.3	306.8	309.0
44 Pol ESPARGARO	SPA	KTM	309.0	308.1	307.3	306.0	302.9	306.7	309.0
25 Maverick VIÑALES	SPA	YAMAHA	308.5	308.4	308.2	308.2	307.6	308.2	308.5
19 Alvaro BAUTISTA	SPA	DUCATI	308.3	308.3	308.3	307.3	307.2	307.9	308.3
41 Aleix ESPARGARO	SPA	APRILIA	308.0	306.0	305.1	305.0	303.8	305.6	308.0
17 Karel ABRAHAM	CZE	DUCATI	307.6	306.7	304.4	304.2	303.7	305.3	307.6
10 Xavier SIMEON	BEL	DUCATI	307.5	306.2	305.2	304.9	303.3	305.4	307.5
46 Valentino ROSSI	ITA	YAMAHA	307.3	306.9	306.6	306.6	305.6	306.6	307.3
30 Takaaki NAKAGAMI	JPN	HONDA	306.6	306.3	306.0	304.3	304.2	305.5	306.6
21 Franco MORBIDELLI	ITA	HONDA	306.1	305.8	304.3	303.9	302.4	304.5	306.1
5 Johann ZARCO	FRA	YAMAHA	306.0	305.4	305.0	304.9	304.1	304.9	306.0
42 Alex RINS	SPA	SUZUKI	305.7	305.3	304.9	304.8	304.6	305.0	305.7
55 Hafizh SYAHRIN	MAL	YAMAHA	305.2	304.3	304.2	303.3	302.4	303.9	305.2
29 Andrea IANNONE	ITA	SUZUKI	305.0	304.6	304.1	303.7	303.4	304.2	305.0
38 Bradley SMITH	GBR	KTM	304.7	304.4	303.7	303.3	297.7	302.8	304.7
45 Scott REDDING	GBR	APRILIA	304.4	302.4	302.4	302.1	301.9	302.6	304.4
12 Thomas LUTHI	SWI	HONDA	304.3	303.7	303.6	303.1	300.9	303.1	304.3
50 Sylvain GUINTOLI	FRA	SUZUKI	304.1	303.7	303.2	302.9	302.8	303.3	304.1

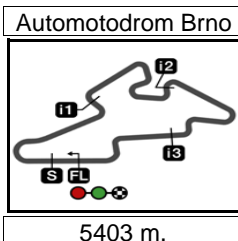
These data/results cannot be reproduced, stored and/or transmitted in whole or in part by any manner of electronic, mechanical, photocopying, recording, broadcasting or otherwise now known or herein after developed without the previous express consent by the copyright owner, except for reproduction in daily press and regular printed publications on sale to the public within 60 days of the event related to those data/results and always provided that copyright symbol appears together as follows below.

© DORNA, 2018

Official MotoGP Timing by TISSOT
www.motogp.com



Brno, Saturday, August 04, 2018



Results and timing service provided by **TISSOT**

MotoGP™

MONSTER ENERGY GRAND PRIX ČESKÉ REPUBLIKY

Free Practice Nr. 4

Chronological Analysis of Performances

16

* Lap / Sector time cancelled T1 Time from finish line to 1st intermedate T3 Time from 2nd intermed. to 3rd intermed.
P Crossing the finish line in pit lane T2 Time from 1st intermed. to 2nd intermed. T4 Time from 3rd intermedate to finish line
** Tyre data subject to further updates

Lap	Lap Time	T1	T2	T3	T4	Speed	Lap	Lap Time	T1	T2	T3	T4	Speed		
1st	93	Marc MARQUEZ HONDA SPA						3rd	42	Alex RINS SUZUKI SPA					
Repsol Honda Team							Team SUZUKI ECSTAR								
Runs=2 Total laps=14 Full laps=11							Runs=2 Total laps=13 Full laps=9								
Run #	1	Front Tyre	Slick-Hard	Rear Tyre	Slick-Medium		Run #	1	Front Tyre	Slick-Hard	Rear Tyre	Slick-Hard			
		13 Laps at start		13 Laps at start					New Tyre		New Tyre				
1	2'09.962	36.082	37.255	33.750	19.982		1	2'43.456	36.812	37.423	32.955	19.989			
2	1'58.354	30.195	35.729	32.668	19.762	305.6	2	1'57.278	29.829	35.486	32.344	19.619	302.6		
3	1'57.161	29.850	35.346	32.435	19.530	306.7	3	2'03.337	29.754	38.783	34.758	20.042	304.6		
4	1'57.212	29.850	35.318	32.464	19.580	307.2	4	1'57.088	29.653	35.501	32.350	19.584	303.6		
5	1'57.239	29.726	35.361	32.549	19.603	309.3	5	1'56.779	29.700	35.372	32.227	19.480	305.7		
6	1'57.571	29.755	35.450	32.769	19.597	309.0	6	1'57.060	29.651	35.343	32.384	19.682	304.8		
7	2'06.573 P	32.820	37.310	33.852	22.591	281.3	7	2'01.839 P	30.827	35.929	32.685	22.398	304.9		
2nd	29	Andrea IANNONE SUZUKI ITA						4th	43	Jack MILLER DUCATI AUS					
Team SUZUKI ECSTAR							Alma Pramac Racing								
Runs=3 Total laps=13 Full laps=8							Runs=2 Total laps=11 Full laps=7								
Run #	1	Front Tyre	Slick-Hard	Rear Tyre	Slick-Hard		Run #	1	Front Tyre	Slick-Hard	Rear Tyre	Slick-Hard			
		New Tyre		New Tyre					New Tyre		New Tyre				
1	2'43.934	36.144	37.162	34.301	21.782		1	2'24.527	32.929	37.146	36.240	20.145			
2	1'57.423	30.201	35.485	32.225	19.512	304.1	2	1'57.859	30.157	35.514	32.353	19.835	304.5		
3	2'00.587 P	29.845	35.717	32.635	22.390	303.4	3	1'56.868	29.892	35.290	32.217	19.469	306.9		
Run #	2	Front Tyre	Slick-Hard	Rear Tyre	Slick-Hard		Run #	2	Front Tyre	Slick-Hard	Rear Tyre	Slick-Hard			
		3 Laps at start		3 Laps at start					7 Laps at start		7 Laps at start				
4	4'16.802	33.216	35.550	32.405	19.581		4	1'57.437	29.786	35.441	32.371	19.839	309.0		
5	1'56.795	29.650	35.259	32.340	19.546	302.4	5	1'57.212	29.725	35.343	32.547	19.597	306.9		
6	1'56.968	29.782	35.340	32.305	19.541	302.3	6	1'57.329	29.803	35.541	32.355	19.630	307.6		
7	2'03.974 P	30.849	36.828	34.230	22.067	301.8	7	2'01.412 P	29.857	35.219	32.402	23.934	305.0		
Run #	3	Front Tyre	Slick-Hard	Rear Tyre	Slick-Hard		Run #	2	Front Tyre	Slick-Hard	Rear Tyre	Slick-Hard			
		7 Laps at start		7 Laps at start					7 Laps at start		7 Laps at start				
8	4'48.171	33.777	35.530	32.378	19.666		8	8'03.317	36.703	38.174	33.261	19.864			
9	1'56.693	29.710	35.292	32.218	19.473	304.6	9	1'57.380	29.817	35.526	32.367	19.670	305.3		
10	1'56.675	29.655	35.159	32.326	19.535	305.0	10	1'57.224	29.774	35.447	32.396	19.607	305.3		
11	1'56.804	29.747	35.272	32.316	19.469	303.0	11	2'03.042 P	29.784	35.380	34.454	23.424	304.0		
12	2'10.422	29.911	48.243	32.612	19.656	302.8									
13	1'56.658	29.523	35.328	32.232	19.575	303.7									

Fastest Lap: Marc MARQUEZ Repsol Honda Team SPA **1'56.149** 29.663 35.050 32.129 19.307

These data/results cannot be reproduced, stored and/or transmitted in whole or in part by any manner of electronic, mechanical, photocopying, recording, broadcasting or otherwise now known or herein after developed without the previous express consent by the copyright owner, except for reproduction in daily press and regular printed publications on sale to the public within 60 days of the event related to those data/results and always provided that copyright symbol appears together as follows below.
© DORNA, 2018



Free Practice Nr. 4

MotoGP

Lap	Lap Time	T1	T2	T3	T4	Speed	Lap	Lap Time	T1	T2	T3	T4	Speed	
5th	19	Alvaro BAUTISTA				DUCATI	SPA	5	1'57.442	29.850	35.408	32.444	19.740	306.6
		Angel Nieto Team						6	1'57.527	29.943	35.371	32.567	19.646	302.7
		Runs=3	Total laps=13	Full laps=8			7	2'02.400 P	31.124	37.110	32.906	21.260	301.5	
Run #	1	Front Tyre	Slick-Hard	Rear Tyre	Slick-Soft		Run #	2	Front Tyre	Slick-Medium	Rear Tyre	Slick-Soft		
			New Tyre		16 Laps at start					5 Laps at start		2 Laps at start		
1	2'19.404	33.008	36.900	33.535	19.988		8	5'21.780	33.746	36.815	32.923	19.761		
2	1'59.261	30.478	36.023	32.922	19.838	293.7	9	1'57.162	29.843	35.405	32.361	19.553	307.3	
3	1'58.793	30.226	35.911	32.867	19.789	299.0	10	1'57.012	29.787	35.357	32.271	19.597	306.6	
4	1'59.179	30.058	36.314	32.919	19.888	305.3	11	1'56.971	29.683	35.319	32.376	19.593	306.9	
5	2'05.043 P	30.208	35.951	35.062	23.822	301.2	12	1'57.023	29.748	35.405	32.290	19.580	304.9	
Run #	2	Front Tyre	Slick-Hard	Rear Tyre	Slick-Hard		13	1'57.328	29.929	35.293	32.442	19.664	303.7	
			5 Laps at start		New Tyre		14	1'57.327	29.779	35.427	32.504	19.617	304.5	
6	3'56.383	39.048	36.753	32.604	19.661									
7	1'57.474	29.962	35.460	32.547	19.505	306.2								
8	1'57.615	29.827	35.588	32.618	19.582	308.3								
9	1'57.638	29.937	35.522	32.612	19.567	308.3								
10	1'57.572	29.875	35.442	32.619	19.636	308.3								
11	2'08.608 P	31.872	37.602	34.595	24.539	307.2								
Run #	3	Front Tyre	Slick-Hard	Rear Tyre	Slick-Hard									
			11 Laps at start		6 Laps at start									
12	5'30.904	30.314	35.702	32.587	19.633									
13	1'56.901	29.649	35.343	32.454	19.455	307.3								
6th	26	Dani PEDROSA				HONDA	SPA							
		Repsol Honda Team												
		Runs=4	Total laps=12	Full laps=5										
Run #	1	Front Tyre	Slick-Hard	Rear Tyre	Slick-Hard		Run #	2	Front Tyre	Slick-Hard	Rear Tyre	Slick-Hard		
			4 Laps at start		New Tyre					7 Laps at start		7 Laps at start		
1	2'30.455	33.559	37.153	33.225	19.952		8	6'17.609	35.593	39.712	36.160	22.092		
2	2'00.295 P	30.104	35.757	32.813	21.621	304.8	9	1'57.002	29.829	35.329	32.333	19.511	309.5	
Run #	2	Front Tyre	Slick-Hard	Rear Tyre	Slick-Hard		10	1'57.009	29.753	35.395	32.360	19.501	308.7	
			6 Laps at start		2 Laps at start		11	1'57.224	29.797	35.483	32.376	19.568	308.3	
3	4'15.340	33.511	35.974	32.691	19.713		12	2'10.851	29.912	39.569	38.136	23.234	306.1	
4	1'57.048	29.806	35.203	32.435	19.604	310.3	13	1'57.280	29.888	35.360	32.467	19.565	305.6	
5	1'56.969	29.748	35.240	32.399	19.582	308.3								
6	1'57.173	29.712	35.214	32.512	19.735	309.4								
7	1'59.176 P	29.771	35.422	32.582	21.401	308.7								
Run #	3	Front Tyre	Slick-Hard	Rear Tyre	Slick-Hard									
			11 Laps at start		7 Laps at start									
8	5'13.213	33.495	36.251	32.748	19.757									
9	1'57.635	29.999	35.408	32.558	19.670	310.3								
10	1'59.839 P	29.779	35.565	32.647	21.848	310.7								
Run #	4	Front Tyre	Slick-Hard	Rear Tyre	Slick-Hard									
			14 Laps at start		10 Laps at start									
11	4'09.295	32.579	36.603	32.883	19.752									
12	1'57.545	29.856	35.523	32.528	19.638	307.0								
7th	46	Valentino ROSSI				YAMAHA	ITA							
		Movistar Yamaha MotoGP												
		Runs=2	Total laps=14	Full laps=11										
Run #	1	Front Tyre	Slick-Hard	Rear Tyre	Slick-Hard		Run #	2	Front Tyre	Slick-Hard	Rear Tyre	Slick-Hard		
			New Tyre		New Tyre					13 Laps at start		17 Laps at start		
1	2'41.807	33.824	37.014	32.795	19.871		8	7'59.606	31.265	37.207	33.255	20.174		
2	1'57.976	30.179	35.658	32.458	19.681	302.4	9	1'57.416	29.983	35.357	32.451	19.625	310.7	
3	2'02.009	30.081	38.929	33.075	19.924	305.6	10	1'57.061	29.770	35.332	32.406	19.553	310.8	
4	1'57.356	29.838	35.439	32.470	19.609	303.4	11	2'00.392	29.818	35.501	34.143	20.930	308.9	
							12	1'57.478	29.927	35.323	32.622	19.606	306.0	

Fastest Lap: Marc MARQUEZ Repsol Honda Team SPA **1'56.149** 29.663 35.050 32.129 19.307

These data/results cannot be reproduced, stored and/or transmitted in whole or in part by any manner of electronic, mechanical, photocopying, recording, broadcasting or otherwise now known or herein after developed without the previous express consent by the copyright owner, except for reproduction in daily press and regular printed publications on sale to the public within 60 days of the event related to those data/results and always provided that copyright symbol appears together as follows below.
© DORNA, 2018



Free Practice Nr. 4

MotoGP

Lap	Lap Time	T1	T2	T3	T4	Speed	Lap	Lap Time	T1	T2	T3	T4	Speed	
10th	4	Andrea DOVIZIOSO				DUCATI ITA		9	1'57.689	29.830	35.738	32.584	19.537	308.5
		Ducati Team						10	2'01.042	32.171	36.550	32.646	19.675	307.4
		Runs=2		Total laps=12		Full laps=8		11	1'57.894	29.838	35.638	32.791	19.627	306.7
Run #	1	Front Tyre	Slick-Hard	Rear Tyre	Slick-Hard									
			New Tyre		12 Laps at start									
1	2'23.088	32.935	37.435	33.665	19.908									
2	1'58.025	29.918	35.848	32.607	19.652	309.1								
3	1'57.389	29.756	35.553	32.535	19.545	310.4								
4	1'58.007	29.563	35.884	32.595	19.965	311.9								
5	1'57.138	29.540	35.538	32.514	19.546	312.2								
6	1'59.897 P	29.592	35.410	32.514	22.381	311.4								
Run #	2	Front Tyre	Slick-Hard	Rear Tyre	Slick-Hard									
			6 Laps at start		18 Laps at start									
7	8'13.108	31.734	36.836	33.082	19.748									
8	1'58.303	29.826	36.307	32.597	19.573	312.9								
9	1'57.294	29.687	35.494	32.490	19.623	313.0								
10	2'00.362	31.445	36.836	32.507	19.574	312.0								
11	1'57.137	29.645	35.479	32.431	19.582	311.5								
12	2'01.316 P	29.783	35.473	32.559	23.501	309.1								
11th	30	Takaaki NAKAGAMI				HONDA JPN								
		LCR Honda IDEMITSU												
		Runs=2		Total laps=13		Full laps=10								
Run #	1	Front Tyre	Slick-Hard	Rear Tyre	Slick-Hard									
			New Tyre		New Tyre									
1	2'15.019	33.840	37.755	33.507	19.943									
2	1'57.844	30.196	35.687	32.428	19.533	300.6								
3	1'57.527	29.903	35.526	32.530	19.568	301.5								
4	2'09.570	34.629	42.463	32.722	19.756	300.8								
5	2'00.935	29.858	38.636	32.690	19.751	306.6								
6	1'57.549	29.945	35.475	32.458	19.671	304.3								
7	2'08.892 P	30.274	38.553	34.327	25.738	303.4								
Run #	2	Front Tyre	Slick-Hard	Rear Tyre	Slick-Hard									
			7 Laps at start		7 Laps at start									
8	6'00.127	31.913	36.576	32.811	19.744									
9	1'57.820	29.897	35.628	32.626	19.669	306.3								
10	1'57.831	29.910	35.642	32.576	19.703	306.0								
11	2'09.509	34.514	39.996	34.982	20.017	304.2								
12	1'57.898	29.952	35.626	32.488	19.832	302.0								
13	1'57.145	29.869	35.256	32.403	19.617	301.0								
12th	99	Jorge LORENZO				DUCATI SPA								
		Ducati Team												
		Runs=2		Total laps=11		Full laps=8								
Run #	1	Front Tyre	Slick-Hard	Rear Tyre	Slick-Hard									
			11 Laps at start		11 Laps at start									
1	3'08.019	31.022	36.387	32.945	19.796									
2	1'57.559	30.017	35.575	32.458	19.509	307.0								
3	1'57.200	29.705	35.611	32.406	19.478	307.3								
4	1'57.419	29.785	35.518	32.591	19.525	310.1								
5	1'59.662 P	29.698	35.671	32.504	21.789	310.7								
Run #	2	Front Tyre	Slick-Hard	Rear Tyre	Slick-Hard									
			16 Laps at start		16 Laps at start									
6	9'48.092	32.253	35.851	32.475	19.591									
7	1'57.399	29.720	35.644	32.532	19.503	310.6								
8	1'57.575	29.790	35.699	32.568	19.518	310.6								
13th	55	Hafizh SYAHRIN				YAMAHA MAL								
		Monster Yamaha Tech 3												
		Runs=2		Total laps=9		Full laps=5								
Run #	1	Front Tyre	Slick-Hard	Rear Tyre	Slick-Soft									
			4 Laps at start		4 Laps at start									
1	2'50.116	38.820	39.751	34.314	20.283									
2	1'58.164	30.273	35.753	32.481	19.657	301.0								
3	1'57.825	29.940	35.643	32.562	19.680	302.4								
4	2'01.684	30.306	38.870	32.791	19.717	305.2								
5	1'57.909	29.972	35.560	32.659	19.718	304.2								
6	2'14.480 P	34.148	38.691	35.149	26.492	284.8								
Run #	2	Front Tyre	Slick-Hard	Rear Tyre	Slick-Hard									
			10 Laps at start		New Tyre									
7	7'21.201	38.959	38.222	33.762	19.997									
8	1'57.206	30.015	35.411	32.188	19.592	303.3								
9	2'16.786 P	35.186	42.172	35.901	23.527	304.3								
14th	53	Tito RABAT				DUCATI SPA								
		Reale Avintia Racing												
		Runs=1		Total laps=12		Full laps=10								
Run #	1	Front Tyre	Slick-Hard	Rear Tyre	Slick-Hard									
			New Tyre		New Tyre									
1	2'21.589	31.221	36.954	33.204	19.999									
2	1'58.127	30.223	35.795	32.496	19.613	304.1								
3	1'57.834	29.750	35.814	32.641	19.629	309.2								
4	1'57.703	29.980	35.555	32.503	19.665	305.3								
5	1'57.702	29.759	35.586	32.700	19.657	311.0								
6	1'57.295	29.786	35.404	32.589	19.516	308.2								
7	1'57.263	29.784	35.434	32.496	19.549	309.1								
8	1'57.432	29.698	35.556	32.562	19.616	308.9								
9	1'57.619	29.934	35.544	32.533	19.608	308.1								
10	1'57.768	29.911	35.769	32.535	19.553	309.1								
11	1'57.437	29.788	35.586	32.484	19.579	310.8								
12	2'00.536 P	29.849	35.426	32.686	22.575	310.6								
15th	5	Johann ZARCO				YAMAHA FRA								
		Monster Yamaha Tech 3												
		Runs=2		Total laps=14		Full laps=11								
Run #	1	Front Tyre	Slick-Hard	Rear Tyre	Slick-Hard									
			New Tyre		New Tyre									
1	2'08.019	33.578	37.270	32.968	19.777									
2	1'58.414	30.226	35.986	32.570	19.632	301.5								
3	1'57.697	29.917	35.601	32.500	19.679	303.7								
4	1'57.500	29.798	35.471	32.563	19.668	304.1								
5	1'57.429	29.769	35.466	32.504	19.690	305.4								
6	1'57.521	29.819	35.497	32.615	19.590	304.1								
7	2'03.922 P	30.614	36.931	33.507	22.870	301.1								
Run #	2	Front Tyre	Slick-Hard	Rear Tyre	Slick-Hard									
			7 Laps at start		7 Laps at start									
8	5'49.236	31.627	36.528	32.896	19.736									
9	1'57.290	29.753	35.562	32.389	19.586	305.0								
10	1'57.426	29.902	35.506	32.467	19.551	304.9								

Free Practice Nr. 4

MotoGP

Lap	Lap Time	T1	T2	T3	T4	Speed
11	1'57.852	29.790	35.667	32.699	19.696	306.0
12	1'57.597	29.904	35.590	32.500	19.603	304.0
13	1'57.941	29.931	35.571	32.808	19.631	302.3
14	1'57.753	29.855	35.602	32.609	19.687	302.4

16th 21 **Franco MORBIDELLI** HONDA ITA
EG 0,0 Marc VDS

Runs=2 Total laps=12 Full laps=8

Run #	1	Front Tyre	Slick-Hard	Rear Tyre	Slick-Hard
			New Tyre		New Tyre

1	2'20.836	36.989	37.452	33.182	19.905	
2	1'58.432	30.274	35.900	32.591	19.667	300.0
3	1'58.234	29.994	35.878	32.626	19.736	303.9
4	1'58.096	30.330	35.590	32.467	19.709	294.2
5	1'57.990	29.862	35.855	32.641	19.632	306.1
6	2'01.262	P 29.925	35.551	32.753	23.033	297.5

Run #	2	Front Tyre	Slick-Hard	Rear Tyre	Slick-Hard
			6 Laps at start		6 Laps at start

7	8'33.359	34.690	35.673	32.383	19.603	
8	1'57.326	29.855	35.503	32.433	19.535	302.4
9	1'57.586	29.926	35.582	32.508	19.570	305.8
10	1'57.753	29.914	35.714	32.448	19.677	304.3
11	2'06.123	* 33.426	39.324	33.536	19.837*	299.6
12	1'57.498	29.988	35.425	32.494	19.591	302.2

17th 25 **Maverick VIÑALES** YAMAHA SPA
Movistar Yamaha MotoGP

Runs=2 Total laps=11 Full laps=7

Run #	1	Front Tyre	Slick-Medium	Rear Tyre	Slick-Soft
			5 Laps at start		5 Laps at start

1	2'40.018	33.505	37.304	34.057	20.170	
2	1'58.484	30.210	35.933	32.710	19.631	301.2
3	2'02.443	29.899	40.033	32.796	19.715	303.2
4	1'57.464	29.835	35.493	32.521	19.615	304.4
5	2'01.624	P 29.746	35.649	32.742	23.487	306.6

Run #	2	Front Tyre	Slick-Medium	Rear Tyre	Slick-Soft
			10 Laps at start		10 Laps at start

6	5'00.801	31.328	36.113	32.548	19.646	
7	1'57.511	29.822	35.590	32.548	19.551	308.2
8	1'57.723	29.819	35.691	32.542	19.671	308.5
9	1'59.951	31.840	35.909	32.516	19.686	308.4
10	2'00.306	29.935	38.161	32.643	19.567	307.6
11	2'01.196	P 29.838	35.709	32.624	23.025	308.2

18th 41 **Aleix ESPARGARO** APRILIA SPA
Aprilia Racing Team Gresini

Runs=3 Total laps=12 Full laps=6

Run #	1	Front Tyre	Slick-Hard	Rear Tyre	Slick-Hard
			4 Laps at start		6 Laps at start

1	2'23.256	31.698	37.066	33.659	19.905	
2	1'58.060	30.060	35.715	32.562	19.723	303.5
3	1'57.473	29.897	35.464	32.503	19.609	306.0
4	1'58.107	29.802	35.727	32.762	19.816	308.0
5	1'58.986	30.080	35.920	33.164	19.822	303.8
6	1'58.234	30.043	35.631	32.754	19.806	305.0
7	2'09.873	P 32.603	37.085	34.544	25.641	298.5

Lap	Lap Time	T1	T2	T3	T4	Speed
Run # 2	Front Tyre	Slick-Medium	Rear Tyre	Slick-Soft		
		8 Laps at start		4 Laps at start		
8	8'50.273	33.122	38.247	33.887	20.074	
9	2'03.308	P 30.483	35.839	32.881	24.105	301.5

Run # 3 Front Tyre Slick-Hard Rear Tyre Slick-Hard
11 Laps at start 13 Laps at start

10	2'42.287	32.548	36.225	33.052	19.897	
11	1'58.011	30.146	35.592	32.567	19.706	301.7
12	2'06.070	P 29.826	36.510	34.875	24.859	305.1

19th 6 **Stefan BRADL** HONDA GER
HRC Honda Team

Runs=2 Total laps=13 Full laps=9

Run #	1	Front Tyre	Slick-Hard	Rear Tyre	Slick-Hard
			5 Laps at start		New Tyre

1	2'10.061	34.924	37.807	33.524	19.932	
2	1'58.442	30.233	35.855	32.653	19.701	302.9
3	1'57.655	29.897	35.602	32.557	19.599	305.1
4	1'58.269	29.951	35.914	32.731	19.673	307.4
5	1'57.577	29.807	35.595	32.539	19.636	309.7
6	1'57.640	29.882	35.539	32.666	19.553	309.1
7	2'04.735	P 30.977	37.363	33.653	22.742	308.7

Run #	2	Front Tyre	Slick-Hard	Rear Tyre	Slick-Hard
			12 Laps at start		7 Laps at start

8	6'17.532	34.096	37.343	36.298	21.760	
9	1'58.356	30.366	35.816	32.555	19.619	311.6
10	1'57.570	29.914	35.554	32.522	19.580	309.8
11	1'57.510	29.852	35.551	32.550	19.557	309.3
12	1'57.679	29.841	35.595	32.610	19.633	307.8
13	2'05.880	P 30.248	37.642	34.374	23.616	307.0

20th 45 **Scott REDDING** APRILIA GBR
Aprilia Racing Team Gresini

Runs=2 Total laps=12 Full laps=7

Run #	1	Front Tyre	Slick-Hard	Rear Tyre	Slick-Hard
			New Tyre		New Tyre

1	2'08.174	33.025	36.864	33.356	20.249	
2	1'58.487	30.212	36.006	32.582	19.687	293.7
3	1'57.636	29.903	35.502	32.561	19.670	302.1
4	1'57.564	29.813	35.423	32.592	19.736	302.4
5	1'57.636	29.920	35.435	32.574	19.707	304.4
6	1'57.938	* 29.886	35.626	32.668	19.758*	301.9
7	2'05.483	P 33.419	36.444	33.035	22.585	301.0

Run #	2	Front Tyre	Slick-Hard	Rear Tyre	Slick-Hard
			7 Laps at start		7 Laps at start

8	9'09.640	35.945	36.867	39.176	20.779	
9	2'01.263	30.217	36.351	34.543	20.152	301.8
10	2'00.439	30.185	35.763	34.787	19.704	299.9
11	1'57.823	29.921	35.403	32.556	19.943	302.4
12	2'05.226	P 29.960	35.695	36.416	23.155	301.5

Fastest Lap: Marc MARQUEZ Repsol Honda Team SPA 1'56.149 29.663 35.050 32.129 19.307

These data/results cannot be reproduced, stored and/or transmitted in whole or in part by any manner of electronic, mechanical, photocopying, recording, broadcasting or otherwise now known or herein after developed without the previous express consent by the copyright owner, except for reproduction in daily press and regular printed publications on sale to the public within 60 days of the event related to those data/results and always provided that copyright symbol appears together as follows below.
© DORNA, 2018

Official MotoGP Timing by TISSOT
www.motogp.com

Brno, Saturday, August 04, 2018

Page 4 of 5



Free Practice Nr. 4

MotoGP

Lap	Lap Time	T1	T2	T3	T4	Speed	Lap	Lap Time	T1	T2	T3	T4	Speed	
21st	17	Karel ABRAHAM				DUCATI	CZE	1	2'40.242	35.122	38.048	33.973	20.688	
		Angel Nieto Team						2	1'59.337	30.616	36.210	32.788	19.723	297.7
		Runs=1	Total laps=9	Full laps=7				3	1'58.467	30.172	35.848	32.735	19.712	304.4
	Run # 1	Front Tyre	Slick-Hard	Rear Tyre	Slick-Hard			4	1'58.100	30.060	35.605	32.672	19.763	303.7
		New Tyre		New Tyre					unfinished				304.7	
	1	2'07.728	34.039	37.654	33.639	19.932		Run # 2	Front Tyre	Slick-Hard	Rear Tyre	Slick-Soft		
	2	1'59.300	30.264	36.455	32.869	19.712	300.0		New Tyre		3 Laps at start			
	3	1'57.715	29.924	35.583	32.587	19.621	303.6	5	2'06.748	*	35.611*	37.606	33.586	19.945
	4	2'07.236	30.975	35.699	34.071	26.491	306.7	6	1'58.760	30.468	35.815	32.787	19.690	303.3
	5	2'04.079	30.979	40.376	33.060	19.664	304.2							
	6	1'58.313	30.219	35.665	32.688	19.741	307.6							
	7	2'04.546	34.279	37.395	32.662	20.210	304.4							
	8	1'58.332	29.953	35.728	32.791	19.860	303.7							
	9	2'07.024	P 31.942	37.802	34.544	22.736	303.3							

22nd	12	Thomas LUTHI				HONDA	SWI	1	2'30.703	34.477	38.198	35.250	20.715	
		EG 0,0 Marc VDS						2	1'58.808	30.416	35.853	32.643	19.896	301.9
		Runs=2	Total laps=9	Full laps=5				3	1'58.432	30.078	35.736	32.697	19.921	302.7
	Run # 1	Front Tyre	Slick-Hard	Rear Tyre	Slick-Hard			4	1'58.375	29.999	35.788	32.871	19.717	302.8
		13 Laps at start		13 Laps at start				5	1'58.426	30.096	35.698	32.848	19.784	304.1
	1	2'31.259	33.033	37.455	33.291	19.945		6	2'11.891	P 31.905	38.573	35.073	26.340	303.2
	2	1'59.402	30.693	36.210	32.727	19.772	295.8		Run # 2	Front Tyre	Slick-Hard	Rear Tyre	Slick-Hard	
	3	1'58.600	30.186	35.930	32.675	19.809	300.9		6 Laps at start		6 Laps at start			
	4	1'58.404	30.051	35.771	32.794	19.788	299.9	7	7'56.000	34.073	37.470	33.723	19.979	
	5	4'40.498	P 30.019	35.702		304.3		8	1'58.630	30.388	35.794	32.707	19.741	300.6
	Run # 2	Front Tyre	Slick-Hard	Rear Tyre	Slick-Medium			9	1'58.594	30.134	35.814	32.841	19.805	303.7
		18 Laps at start		New Tyre				10	1'58.417	30.113	35.701	32.726	19.877	302.9
	6	8'32.283	36.249	37.671	33.879	19.822		11	2'10.940	P 34.744	37.512	34.006	24.678	291.8
	7	2'01.620	30.149	37.027	34.775	19.669	303.7							
	8	1'57.814	29.961	35.503	32.599	19.751	303.6							
	9	2'02.041	P 30.023	35.679	32.521	23.818	303.1							

23rd	44	Poi ESPARGARO				KTM	SPA	1	2'19.239	33.761	37.571	33.682	20.043	
		Red Bull KTM Factory Racing						2	1'59.277	30.423	36.070	32.917	19.867	299.1
		Runs=2	Total laps=11	Full laps=7				unfinished	30.508				302.5	
	Run # 1	Front Tyre	Slick-Medium	Rear Tyre	Slick-Hard			Run # 2	Front Tyre	Slick-Medium	Rear Tyre	Slick-Hard		
		6 Laps at start		New Tyre					4 Laps at start		New Tyre			
	1	2'23.591	33.267	37.650	33.567	20.009		3	2'03.822	*	33.248	37.465	33.234	19.875*
	2	1'58.967	30.434	35.878	32.569	20.086	306.0	4	1'58.568	*	30.094	36.078	32.684	19.712*
	3	1'58.179	30.159	35.692	32.533	19.795	302.9	5	1'58.649	30.131	35.844	32.830	19.844	307.5
	4	2'00.553	31.353	36.735	32.782	19.683	300.5	6	2'07.882	30.289	38.603	38.015	20.975	304.9
	5	1'58.266	30.078	35.718	32.724	19.746	307.3	7	1'58.822	30.369	35.906	32.779	19.768	305.2
	6	2'09.191	P 33.332	38.852	34.443	22.564	301.0	8	1'58.635	30.142	35.813	32.773	19.907	303.2
	Run # 2	Front Tyre	Slick-Hard	Rear Tyre	Slick-Hard			9	2'05.855	30.562	42.187	33.280	19.826	302.3
		6 Laps at start		6 Laps at start				10	1'58.876	30.291	35.853	32.893	19.839	303.3
	7	9'07.836	35.771	40.699	35.270	21.397								
	8	2'00.628	30.221	37.864	32.882	19.661	308.1							
	9	1'57.951	29.896	35.699	32.594	19.762	309.0							
	10	1'58.103	30.005	35.589	32.711	19.798	302.6							
	11	2'12.071	P 34.693	39.659	34.861	22.858	298.0							

24th	38	Bradley SMITH				KTM	GBR	1	2'40.242	35.122	38.048	33.973	20.688	
		Red Bull KTM Factory Racing						2	1'59.337	30.616	36.210	32.788	19.723	297.7
		Runs=1	Total laps=7	Full laps=5				3	1'58.467	30.172	35.848	32.735	19.712	304.4
	Run # 1	Front Tyre	Slick-Hard	Rear Tyre	Slick-Hard			4	1'58.100	30.060	35.605	32.672	19.763	303.7
		New Tyre		New Tyre					unfinished				304.7	

Fastest Lap:	Marc MARQUEZ	Repsol Honda Team	SPA	1'56.149	29.663	35.050	32.129	19.307
---------------------	--------------	-------------------	-----	-----------------	--------	--------	--------	--------

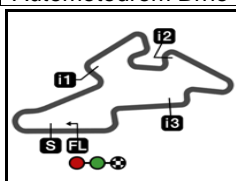
These data/results cannot be reproduced, stored and/or transmitted in whole or in part by any manner of electronic, mechanical, photocopying, recording, broadcasting or otherwise now known or herein after developed without the previous express consent by the copyright owner, except for reproduction in daily press and regular printed publications on sale to the public within 60 days of the event related to those data/results and always provided that copyright symbol appears together as follows below.
© DORNA, 2018

Official MotoGP Timing by TISSOT
www.motogp.com

Brno, Saturday, August 04, 2018

Page 5 of 5





5403 m.

MONSTER ENERGY GRAND PRIX ČESKÉ REPUBLIKY

Free Practice Nr. 4

Best Partial Times

IT Ideal Lap Time, sum of the best partial times


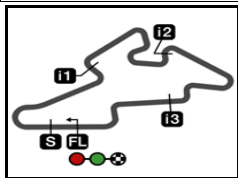
BT Best Lap Time

T1		T2		T3		T4				IT	BT	
Pos	Rider	Time	Rider	Time	Rider	Time	Rider	Time	Pos	Rider	IT	BT
1	A.IANNONE	29.523	M.MARQUEZ	35.050	M.MARQUEZ	32.129	M.MARQUEZ	19.307	1	M.MARQUEZ	1'56.045	1'56.149 (1)
2	A.DOVIZIOSO	29.540	A.IANNONE	35.159	H.SYHRIN	32.188	A.BAUTISTA	19.455	2	A.IANNONE	1'56.369	1'56.658 (2)
3	M.MARQUEZ	29.559	D.PEDROSA	35.203	J.MILLER	32.217	A.IANNONE	19.469	3	J.MILLER	1'56.630	1'56.868 (4)
4	A.BAUTISTA	29.649	J.MILLER	35.219	A.IANNONE	32.218	J.MILLER	19.469	4	A.RINS	1'56.701	1'56.779 (3)
5	A.RINS	29.651	T.NAKAGAMI	35.256	A.RINS	32.227	J.LORENZO	19.478	5	V.ROSSI	1'56.800	1'56.971 (7)
6	V.ROSSI	29.683	V.ROSSI	35.293	V.ROSSI	32.271	A.RINS	19.480	6	D.PETRUCCI	1'56.846	1'57.002 (8)
7	T.RABAT	29.698	D.PETRUCCI	35.302	D.PETRUCCI	32.333	D.PETRUCCI	19.501	7	D.PEDROSA	1'56.896	1'56.969 (6)
8	J.LORENZO	29.698	C.CRUTCHLOW	35.323	F.MORBIDELLI	32.383	T.RABAT	19.516	8	A.BAUTISTA	1'56.901	1'56.901 (5)
9	D.PETRUCCI	29.710	A.BAUTISTA	35.343	J.ZARCO	32.389	C.CRUTCHLOW	19.530	9	A.DOVIZIOSO	1'56.926	1'57.137 (10)
10	D.PEDROSA	29.712	A.RINS	35.343	D.PEDROSA	32.399	T.NAKAGAMI	19.533	10	C.CRUTCHLOW	1'56.993	1'57.061 (9)
11	J.MILLER	29.725	S.REDDING	35.403	T.NAKAGAMI	32.403	F.MORBIDELLI	19.535	11	T.NAKAGAMI	1'57.050	1'57.145 (11)
12	C.CRUTCHLOW	29.734	T.RABAT	35.404	C.CRUTCHLOW	32.406	A.DOVIZIOSO	19.545	12	J.LORENZO	1'57.100	1'57.200 (12)
13	M.VIÑALES	29.746	A.DOVIZIOSO	35.410	J.LORENZO	32.406	J.ZARCO	19.551	13	T.RABAT	1'57.102	1'57.263 (14)
14	J.ZARCO	29.753	H.SYHRIN	35.411	A.DOVIZIOSO	32.431	M.VIÑALES	19.551	14	H.SYHRIN	1'57.131	1'57.206 (13)
15	A.ESPARGARO	29.802	F.MORBIDELLI	35.425	A.BAUTISTA	32.454	S.BRADL	19.553	15	J.ZARCO	1'57.159	1'57.290 (15)
16	S.BRADL	29.807	A.ESPARGARO	35.464	T.RABAT	32.484	V.ROSSI	19.553	16	F.MORBIDELLI	1'57.198	1'57.326 (16)
17	S.REDDING	29.813	J.ZARCO	35.466	A.ESPARGARO	32.503	D.PEDROSA	19.582	17	M.VIÑALES	1'57.306	1'57.464 (17)
18	F.MORBIDELLI	29.855	M.VIÑALES	35.493	M.VIÑALES	32.516	H.SYHRIN	19.592	18	A.ESPARGAR	1'57.378	1'57.473 (18)
19	T.NAKAGAMI	29.858	T.LUTHI	35.503	T.LUTHI	32.521	A.ESPARGARO	19.609	19	S.BRADL	1'57.421	1'57.510 (19)
20	P.ESPARGARO	29.896	J.LORENZO	35.518	S.BRADL	32.522	K.ABRAHAM	19.621	20	S.REDDING	1'57.442	1'57.564 (20)
21	K.ABRAHAM	29.924	S.BRADL	35.539	P.ESPARGARO	32.533	P.ESPARGARO	19.661	21	T.LUTHI	1'57.654	1'57.814 (22)
22	H.SYHRIN	29.940	K.ABRAHAM	35.583	S.REDDING	32.556	T.LUTHI	19.669	22	P.ESPARGAR	1'57.679	1'57.951 (23)
23	T.LUTHI	29.961	P.ESPARGARO	35.589	K.ABRAHAM	32.587	S.REDDING	19.670	23	K.ABRAHAM	1'57.715	1'57.715 (21)
24	S.GUINTOLI	29.999	B.SMITH	35.605	S.GUINTOLI	32.643	B.SMITH	19.690	24	B.SMITH	1'58.027	1'58.100 (24)

These data/results cannot be reproduced, stored and/or transmitted in whole or in part by any manner of electronic, mechanical, photocopying, recording, broadcasting or otherwise now known or herein after developed without the previous express consent by the copyright owner, except for reproduction in daily press and regular printed publications on sale to the public within 60 days of the event related to those data/results and always provided that copyright symbol appears together as follows below.
© DORNA, 2018



Automotodrom Brno

Results and timing service provided by  **TISSOT**

5403 m.

MONSTER ENERGY GRAND PRIX ČESKÉ REPUBLIKY**Free Practice Nr. 4****Best Partial Times****MotoGP™***IT* Ideal Lap Time, sum of the best partial times*BT* Best Lap Time


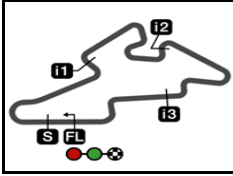
		T1		T2		T3		T4					
<i>Pos</i>	<i>Rider</i>	<i>Time</i>	<i>Rider</i>	<i>Time</i>	<i>Rider</i>	<i>Time</i>	<i>Rider</i>	<i>Time</i>	<i>Rider</i>	<i>Pos</i>	<i>Rider</i>	<i>IT</i>	<i>BT</i>
25	B.SMITH	30.060	S.GUINTOLI	35.698	B.SMITH	32.672	S.GUINTOLI	19.717		25	S.GUINTOLI	1'58.057	1'58.375 (25)
26	X.SIMEON	30.094	X.SIMEON	35.813	X.SIMEON	32.684	X.SIMEON	19.768		26	X.SIMEON	1'58.359	1'58.635 (26)

These data/results cannot be reproduced, stored and/or transmitted in whole or in part by any manner of electronic, mechanical, photocopying, recording, broadcasting or otherwise now known or herein after developed without the previous express consent by the copyright owner, except for reproduction in daily press and regular printed publications on sale to the public within 60 days of the event related to those data/results and always provided that copyright symbol appears together as follows below.
© DORNA, 2018

Official MotoGP Timing by **TISSOT**
www.motogp.com




Automotodrom Brno

Results and timing service provided by **MotoGP™**

5403 m.

MONSTER ENERGY GRAND PRIX ČESKÉ REPUBLIKY**Free Practice Nr. 4****Fastest Laps Sequence**

<i>Practice Time</i>	 <i>Rider</i>	<i>Nation</i>	<i>Motorcycle</i>	<i>Time</i>	<i>Km/h</i>	<i>Rider's Lap</i>
4'04.790	9 Danilo PETRUCCI	ITA	DUCATI	1'57.467	165.5	2
4'40.734	42 Alex RINS	SPA	SUZUKI	1'57.278	165.8	2
6'05.477	93 Marc MARQUEZ	SPA	HONDA	1'57.161	166.0	3
6'19.254	43 Jack MILLER	AUS	DUCATI	1'56.868	166.4	3
10'37.938	42 Alex RINS	SPA	SUZUKI	1'56.779	166.5	5
21'42.221	93 Marc MARQUEZ	SPA	HONDA	1'56.149	167.4	9

These data/results cannot be reproduced, stored and/or transmitted in whole or in part by any manner of electronic, mechanical, photocopying, recording, broadcasting or otherwise now known or herein after developed without the previous express consent by the copyright owner, except for reproduction in daily press and regular printed publications on sale to the public within 60 days of the event related to those data/results and always provided that copyright symbol appears together as follows below.

© DORNA, 2018

Official MotoGP Timing by TISSOT
www.motogp.com

Brno, Saturday, August 04, 2018