
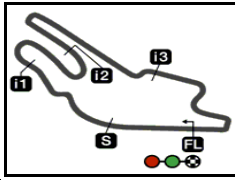


Le Mans

Results and timing service provided by  TISSOT

Moto3™



4185 m.

HJC HELMETS GRAND PRIX DE FRANCE

Qualifying
Classification

20A



	<i>Rider</i>	<i>Nation</i>	<i>Team</i>	<i>Motorcycle</i>	<i>Time</i>	<i>Lap Total</i>	<i>Gap</i>	<i>Top Speed</i>
1	88 Jorge MARTIN	SPA	Del Conca Gresini Moto3	HONDA	1'42.039	11 12		207.1
2	84 Jakub KORNFEIL	CZE	Redox PruestelGP	KTM	1'42.162	13 13	0.123 0.123	207.8
3	33 Enea BASTIANINI	ITA	Leopard Racing	HONDA	1'42.163	7 11	0.124 0.001	207.0
4	42 Marcos RAMIREZ	SPA	Bester Capital Dubai	KTM	1'42.189	17 17	0.150 0.026	210.3
5	75 Albert ARENAS	SPA	Angel Nieto Team Moto3	KTM	1'42.214	8 11	0.175 0.025	211.9
6	12 Marco BEZZECCHI	ITA	Redox PruestelGP	KTM	1'42.355	15 15	0.316 0.141	206.9
7	23 Niccolò ANTONELLI	ITA	SIC58 Squadra Corse	HONDA	1'42.422	14 15	0.383 0.067	208.9
8	21 Fabio DI GIANNANTONIO	ITA	Del Conca Gresini Moto3	HONDA	1'42.447	11 15	0.408 0.025	208.4
9	16 Andrea MIGNO	ITA	Angel Nieto Team Moto3	KTM	1'42.509	13 13	0.470 0.062	209.7
10	44 Aron CANET	SPA	Estrella Galicia 0,0	HONDA	1'42.512	10 14	0.473 0.003	207.2
11	48 Lorenzo DALLA PORTA	ITA	Leopard Racing	HONDA	1'42.520	15 15	0.481 0.008	212.0
12	65 Philipp OETTL	GER	Sudmetal Schedl GP Racing	KTM	1'42.576	14 15	0.537 0.056	209.2
13	40 Darryn BINDER	RSA	Red Bull KTM Ajo	KTM	1'42.611	15 15	0.572 0.035	207.6
14	14 Tony ARBOLINO	ITA	Marinelli Snipers Team	HONDA	1'42.728	11 15	0.689 0.117	210.8
15	24 Tatsuki SUZUKI	JPN	SIC58 Squadra Corse	HONDA	1'42.777	16 16	0.738 0.049	213.2
16	8 Nicolo BULEGA	ITA	SKY Racing Team VR46	KTM	1'42.813	14 14	0.774 0.036	206.3
17	22 Kazuki MASAKI	JPN	RBA BOE Skull Rider	KTM	1'42.889	15 15	0.850 0.076	209.8
18	72 Alonso LOPEZ	SPA	Estrella Galicia 0,0	HONDA	1'42.982	12 13	0.943 0.093	204.6
19	76 Makar YURCHENKO	KAZ	CIP - Green Power	KTM	1'43.000	13 13	0.961 0.018	206.2
20	5 Jaume MASIA	SPA	Bester Capital Dubai	KTM	1'43.018	6 7	0.979 0.018	204.5
21	11 Livio LOI	BEL	Reale Avintia Academy	KTM	1'43.087	9 15	1.048 0.069	210.1
22	10 Dennis FOGGIA	ITA	SKY Racing Team VR46	KTM	1'43.099	14 15	1.060 0.012	209.1
23	19 Gabriel RODRIGO	ARG	RBA BOE Skull Rider	KTM	1'43.170	2 2	1.131 0.071	210.8
24	41 Nakarin ATIRATPHUVAP	THA	Honda Team Asia	HONDA	1'43.219	12 18	1.180 0.049	211.3
25	17 John MCPHEE	GBR	CIP - Green Power	KTM	1'43.290	4 10	1.251 0.071	206.3
26	71 Ayumu SASAKI	JPN	Petronas Sprinta Racing	HONDA	1'43.380	15 15	1.341 0.090	208.8
27	27 Kaito TOBA	JPN	Honda Team Asia	HONDA	1'43.419	12 17	1.380 0.039	208.4
28	7 Adam NORRODIN	MAL	Petronas Sprinta Racing	HONDA	1'43.450	11 13	1.411 0.031	211.0

Practice condition: Dry

Air: 20°

Humidity: 39%

Ground: 37°

Fastest Lap:	Lap: 11	Jorge MARTIN	1'42.039	147.6 Km/h
Circuit Record Lap:	2017	Joan MIR	1'42.485	147.0 Km/h
Circuit Best Lap:	2018	Jorge MARTIN	1'42.039	147.6 Km/h

The results are provisional until the end of the limit for protest and appeals.

Time limit for protest expires 30' after publication of the results - Time:

These data/results cannot be reproduced, stored and/or transmitted in whole or in part by any manner of electronic, mechanical, photocopying, recording, broadcasting or otherwise now known or herein after developed without the previous express consent by the copyright owner, except for reproduction in daily press and regular printed publications on sale to the public within 60 days of the event related to those data/results and always provided that copyright symbol appears together as follows below.

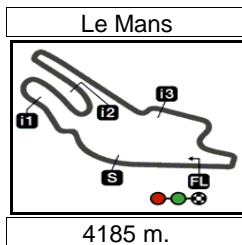
© DORNA, 2018

Official MotoGP Timing by TISSOT
www.motogp.com

Le Mans, Saturday, May 19, 2018

moto3™





Results and timing service provided by **TISSOT**

Moto3™

HJC HELMETS GRAND PRIX DE FRANCE

Qualifying

Top Speed & Average

21A



Rider	Nation	Motorcycle	Top 5 speeds					Average	Top
24 Tatsuki SUZUKI	JPN	HONDA	213.2	208.6	208.3	206.7	206.2	208.6	213.2
48 Lorenzo DALLA PORTA	ITA	HONDA	212.0	211.9	211.8	210.9	209.7	211.0	212.0
75 Albert ARENAS	SPA	KTM	211.9	209.6	209.1	208.1	208.0	209.3	211.9
41 Nakarin ATIRATPHUVAPAT	THA	HONDA	211.3	208.4	207.6	206.7	205.7	207.9	211.3
7 Adam NORRODIN	MAL	HONDA	211.0	209.3	206.9	205.1	204.7	207.4	211.0
19 Gabriel RODRIGO	ARG	KTM	210.8	204.1				207.5	210.8
14 Tony ARBOLINO	ITA	HONDA	210.8	209.1	209.0	208.8	207.9	209.1	210.8
42 Marcos RAMIREZ	SPA	KTM	210.3	205.2	205.1	205.0	204.4	205.7	210.3
11 Livio LOI	BEL	KTM	210.1	209.5	209.0	208.3	208.2	209.0	210.1
22 Kazuki MASAKI	JPN	KTM	209.8	208.9	208.7	208.3	208.0	208.7	209.8
16 Andrea MIGNO	ITA	KTM	209.7	207.7	207.1	207.1	206.4	207.6	209.7
65 Philipp OETTL	GER	KTM	209.2	207.8	207.7	206.2	206.1	207.4	209.2
10 Dennis FOGGIA	ITA	KTM	209.1	207.7	207.0	206.9	206.8	207.5	209.1
23 Niccolò ANTONELLI	ITA	HONDA	208.9	207.5	207.5	206.5	206.3	207.3	208.9
71 Ayumu SASAKI	JPN	HONDA	208.8	208.4	208.2	207.6	206.8	208.0	208.8
27 Kaito TOBA	JPN	HONDA	208.4	207.3	207.3	206.6	206.3	207.2	208.4
21 Fabio DI GIANNANTONIO	ITA	HONDA	208.4	207.0	204.5	204.3	204.0	205.6	208.4
84 Jakub KORNFEIL	CZE	KTM	207.8	205.0	203.9	202.4	200.8	204.0	207.8
40 Darryn BINDER	RSA	KTM	207.6	207.1	206.8	205.2	205.0	206.3	207.6
44 Aron CANET	SPA	HONDA	207.2	204.9	204.3	203.5	203.1	204.6	207.2
88 Jorge MARTIN	SPA	HONDA	207.1	206.6	205.2	204.3	204.1	205.5	207.1
33 Enea BASTIANINI	ITA	HONDA	207.0	206.4	205.6	205.3	205.0	205.9	207.0
12 Marco BEZZECCHI	ITA	KTM	206.9	206.8	206.0	205.8	205.6	206.2	206.9
8 Nicolo BULEGA	ITA	KTM	206.3	205.7	205.7	205.4	205.2	205.7	206.3
17 John MCPHEE	GBR	KTM	206.3	205.3	202.6	202.4	201.9	203.7	206.3
76 Makar YURCHENKO	KAZ	KTM	206.2	204.6	204.2	203.3	201.9	204.0	206.2
72 Alonso LOPEZ	SPA	HONDA	204.6	203.8	203.1	203.0	202.2	203.3	204.6
5 Jaume MASIA	SPA	KTM	204.5	204.4	204.3	202.5	202.2	203.6	204.5

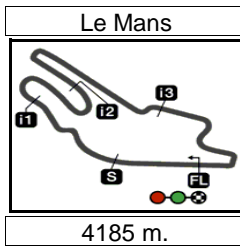
These data/results cannot be reproduced, stored and/or transmitted in whole or in part by any manner of electronic, mechanical, photocopying, recording, broadcasting or otherwise now known or herein after developed without the previous express consent by the copyright owner, except for reproduction in daily press and regular printed publications on sale to the public within 60 days of the event related to those data/results and always provided that copyright symbol appears together as follows below.

© DORNA, 2018

Official MotoGP Timing by TISSOT
www.motogp.com



Le Mans, Saturday, May 19, 2018



Results and timing service provided by TISSOT

Moto3™

HJC HELMETS GRAND PRIX DE FRANCE

Qualifying

Chronological Analysis of Performances

22A

* Lap / Sector time cancelled

T1 Time from finish line to 1st intermediate

T3 Time from 2nd intermed. to 3rd intermed.

P Crossing the finish line in pit lane

T2 Time from 1st intermed. to 2nd intermed.

T4 Time from 3rd intermediate to finish line

Lap	Lap Time	T1	T2	T3	T4	Speed	Lap	Lap Time	T1	T2	T3	T4	Speed
1st 88 Jorge MARTIN Del Conca Gresini Mo SPA Runs=3 Total laps=12 Full laps=7							4th 42 Marcos RAMIREZ Bester Capital Dubai SPA Runs=3 Total laps=17 Full laps=12						
1	4'08.177	28.066	25.239	30.696	29.586		1	2'34.133	15.474	28.596	33.981	27.058	
2	1'43.083	24.841	22.664	29.284	26.294	204.3	2	1'44.245	25.219	22.819	29.511	26.696	200.7
3	1'48.790	26.810	23.706	28.258	30.016	204.1	3	1'43.583	24.974	22.763	29.405	26.441	202.0
4	1'43.255	24.605	22.729	29.316	26.605	207.1	4	1'43.231	24.864	22.669	29.285	26.413	204.2
5	1'42.339 P	25.204	22.868	29.681	24.586	200.7	5	1'43.206	24.857	22.746	29.141	26.462	205.0
6	8'47.520	17.443	23.334	29.319	26.937		6	1'43.005	24.701	22.656	29.153	26.495	210.3
7	1'42.729	25.090	22.536	29.040	26.063	198.9	7	1'42.530 P	24.008	22.807	29.314	26.401	204.4
8	1'43.580	24.992	22.550	29.222	26.816	199.6	8	7'42.252	25.066	24.552	33.549	27.678	
9	1'41.383 P	24.853	22.645	29.130	24.755	200.0	9	1'43.542	25.070	22.743	29.268	26.461	200.7
10	11'48.184	14.930	23.133	28.786	26.169		10	1'50.572	31.022	23.403	29.381	26.766	200.8
11	1'42.039	24.656	22.426	28.941	26.016	205.2	11	1'43.506	24.942	22.749	29.283	26.532	200.6
12	1'42.059	24.567	22.461	28.944	26.087	206.6	12	1'42.364	23.694	22.841	29.343	26.486	204.0
							13	1'44.379 P	25.221	23.149	30.098	25.911	204.4
							14	5'44.925	19.440	23.063	28.886	26.455	
							15	1'42.804	24.801	22.664	29.142	26.197	202.2
							16	1'42.519	24.652	22.640	28.958	26.269	205.2
							17	1'42.189	24.589	22.548	28.900	26.152	205.1
2nd 84 Jakub KORNFEL Redox PruestelGP CZE Runs=3 Total laps=13 Full laps=7							5th 75 Albert ARENAS Angel Nieto Team Mot SPA Runs=3 Total laps=11 Full laps=6						
1	2'43.024	22.780	26.003	31.235	27.039		1	4'08.588	24.620	24.891	34.861	29.937	
2	1'44.643	25.342	22.935	29.817	26.549	199.9	2	1'43.255	24.834	22.741	29.331	26.349	208.1
3	1'43.749	25.092	22.791	29.491	26.375	202.4	3	1'50.549	26.606	23.888	29.907	30.148	206.3
4	1'43.104	24.877	22.567	29.241	26.419	203.9	4	1'42.992	24.642	22.646	29.294	26.410	209.1
5	1'44.316 P	24.885	23.730	30.335	25.366	207.8	5	5'43.074 P	24.606	22.735	29.226	4'26.507	211.9
6	10'26.487	16.097	23.870	30.090	26.683		6	9'37.436	17.081	24.298	30.353	26.842	
7	1'44.194 *	25.311	22.743	29.461	26.679*	197.8	7	1'42.981	24.696	22.842	29.203	26.240	208.0
8	1'44.419	25.169	22.982	29.376	26.892	199.1	8	1'42.214	24.534	22.526	29.033	26.121	207.6
9	1'44.123	25.201	22.837	29.433	26.652	199.1	9	1'44.225 P	25.409	23.316	29.502	25.998	205.8
10	1'50.217 P	27.386	24.410	31.188	27.233	200.1	10	8'34.250 *	30.676	29.694	31.066	30.650*	
11	9'34.168	17.987	23.984	30.059	26.794		11	1'42.743	24.896	22.670	28.972	26.205	209.6
12	1'46.473	24.922	22.551	29.278	29.722	200.8							
13	1'42.162	24.691	22.478	28.963	26.030	205.0							
3rd 33 Enea BASTIANINI Leopard Racing ITA Runs=3 Total laps=11 Full laps=5							6th 12 Marco BEZZECCHI Redox PruestelGP ITA Runs=3 Total laps=15 Full laps=10						
1	4'04.319	28.308	24.981	31.834	29.496		1	2'58.778	18.360	34.003	37.001	28.350	
2	1'48.528	24.674	25.912	30.569	27.373	205.0	2	1'43.957	24.979	23.051	29.481	26.446	203.4
3	4'27.918 P	24.638	24.479	46.376	32.425	207.0	3	1'42.894	24.748	22.600	29.186	26.360	205.8
4	12'40.412	18.666	24.786	30.153	28.927		4	1'49.977	24.615	23.172	29.418	32.772	206.9
5	1'42.794	24.856	22.648	29.090	26.200	204.3	5	1'42.872	24.692	22.605	29.282	26.293	206.8
6	1'42.518	24.716	22.598	28.998	26.206	202.7	6	1'44.431 P	24.801	23.070	29.946	26.614	206.0
7	1'42.163	24.450	22.504	29.013	26.196	205.6	7	9'19.751	20.234	23.974	37.230	29.178	
8	1'45.357 P	24.919	23.028	29.444	27.966	206.4	8	1'50.650	24.671	23.028	29.183	33.768	204.2
9	7'51.492	21.145	24.787	31.839	28.823		9	2'09.545 P	24.943	48.219	31.328	25.055	203.6
10	1'47.715 *	24.897	22.853	30.399*	29.566	202.2	10	6'34.700	17.447	23.494	29.359	26.818	
11	1'42.721	24.529	22.697	29.075	26.420	205.3							

Fastest Lap: Jorge MARTIN Del Conca Gresini Mo SPA **1'42.039** 24.656 22.426 28.941 26.016

These data/results cannot be reproduced, stored and/or transmitted in whole or in part by any manner of electronic, mechanical, photocopying, recording, broadcasting or otherwise now known or herein after developed without the previous express consent by the copyright owner, except for reproduction in daily press and regular printed publications on sale to the public within 60 days of the event related to those data/results and always provided that copyright symbol appears together as follows below.
© DORNA, 2018



Qualifying

Moto3

Lap	Lap Time	T1	T2	T3	T4	Speed	Lap	Lap Time	T1	T2	T3	T4	Speed
11	1'42.844	24.732	22.646	29.225	26.241	202.0	13	1'42.509	24.578	22.744	28.966	26.221	207.7
12	1'42.855	24.779	22.598	29.058	26.420	203.2	10th 44 Aron CANET Estrella Galicia 0,0 SPA						
13	1'42.637	24.732	22.557	29.069	26.279	202.8	Runs=3 Total laps=14 Full laps=8						
14	1'42.671	24.695	22.567	28.962	26.447	204.5	1	3'43.902	33.569	23.956	29.952	26.914	
15	1'42.355	24.568	22.600	28.906	26.281	205.6	2	1'43.843	25.088	22.784	29.456	26.515	201.3
7th 23 Niccolò ANTONELL SIC58 Squadra Corse ITA							3	2'02.581	28.385	38.334	29.546	26.316	200.4
Runs=3 Total laps=15 Full laps=9							4	1'42.829	24.874	22.599	29.140	26.216	202.0
1	4'07.348	26.123	24.771	36.512	27.400		5	1'42.574	24.709	22.560	29.173	26.132	203.1
2	1'43.294	24.911	22.727	29.240	26.416	205.4	6	1'43.856 P	25.229	22.866	29.433	26.328	204.3
3	1'51.398	29.079	24.583	29.624	28.112	199.9	7	10'24.584	19.451	24.175	33.832	27.263	
4	1'42.893 *	24.526	22.825	29.216	26.326*	208.9	8	1'42.923	25.060	22.505	29.072	26.286	200.7
5	1'42.701	24.684	22.592	29.094	26.331	206.5	9	1'42.935	24.755	22.523	29.071	26.586	201.6
6	1'43.268 P	25.364	22.952	29.527	25.425	205.7	10	1'42.512	24.523	22.583	29.271	26.135	204.9
7	8'13.598	17.350	23.769	33.838	29.058		11	1'44.478 P	25.272	23.285	29.887	26.034	203.5
8	1'43.076	24.914	22.755	28.939	26.468	202.7	12	7'50.710	33.519	27.315	33.735	29.437	
9	1'49.512	24.593	27.522	29.463	27.934	207.5	13	1'48.484	24.836	22.765	29.164	31.719	202.5
10	1'44.507	25.489	22.826	29.646	26.546	206.3	14	1'42.165 *	24.549	22.425	28.991	26.200*	207.2
11	1'42.502	24.740	22.601	28.946	26.215	206.0	11th 48 Lorenzo DALLA PO Leopard Racing ITA						
12	1'44.595 P	24.572	23.834	29.446	26.743	207.5	Runs=3 Total laps=15 Full laps=10						
13	7'07.706	16.506	23.366	29.220	26.266		1	3'52.283	38.665	25.059	30.690	32.231	
14	1'42.422	24.632	22.669	28.995	26.126	204.0	2	1'48.796	25.228	23.230	33.036	27.302	203.6
15	1'45.540	24.587	22.554	29.400	28.999	205.1	3	1'43.763	24.743	22.855	29.373	26.792	211.8
8th 21 Fabio DI GIANNANT Del Conca Gresini Mo ITA							4	1'45.985	26.230	23.142	29.414	27.199	204.8
Runs=3 Total laps=15 Full laps=9							5	1'43.183	24.859	22.774	29.072	26.478	212.0
1	2'52.163	15.971	23.888	31.532	28.584		6	1'46.117 P	24.973	24.045	30.957	26.142	209.7
2	1'42.927	25.007	22.495	29.284	26.141	196.0	7	8'21.080	29.210	28.043	45.085	31.797	
3	1'42.692	24.878	22.581	29.184	26.049	201.6	8	1'46.131	24.857	22.973	30.944	27.357	206.0
4	1'42.730	24.841	22.536	29.156	26.197	201.4	9	1'45.437	24.745	22.839	30.920	26.933	205.0
5	1'42.728	24.733	22.552	29.230	26.213	203.3	10	1'46.015	25.100	24.379	30.019	26.517	211.9
6	1'42.609 *	24.713	22.471	29.103	26.322*	202.8	11	1'43.058	24.538	22.697	29.266	26.557	209.7
7	1'43.426 P	24.951	23.559	30.282	24.634	201.3	12	1'46.005 P	24.943	23.417	31.277	26.368	210.9
8	8'04.639	16.655	23.620	30.716	26.720		13	7'05.842	15.446	23.455	30.717	26.436	
9	1'48.729	24.798	22.555	34.302	27.074	204.0	14	1'43.101	24.872	22.741	29.172	26.316	205.8
10	1'42.895	24.821	22.430	29.018	26.626	200.8	15	1'42.520	24.580	22.621	29.102	26.217	206.6
11	1'42.447	24.577	22.482	29.105	26.283	207.0	12th 65 Philipp OETTL Sudmetal Schedl GP GER						
12	1'41.104 P	24.653	22.539	29.289	24.623	204.3	Runs=3 Total laps=15 Full laps=10						
13	8'37.531	18.548	23.697	30.031	29.185		1	2'43.454	16.579	23.754	29.924	27.344	
14	1'42.690	24.671	22.489	28.989	26.541	204.5	2	1'44.424	25.041	22.984	29.795	26.604	205.1
15	1'42.609	24.679	22.578	29.114	26.238	208.4	3	1'43.106	24.674	22.794	29.186	26.452	209.2
9th 16 Andrea MIGNO Angel Nieto Team Mot ITA							4	1'43.441	24.900	22.815	29.195	26.531	204.9
Runs=3 Total laps=13 Full laps=8							5	1'45.108	24.736	23.508	29.928	26.936	206.2
1	4'09.296	27.143	37.106	31.039	28.542		6	1'44.503 P	25.020	23.274	29.984	26.225	205.1
2	1'48.049	24.944	22.995	30.664	29.446	206.4	7	11'26.200	26.446	24.649	29.448	26.792	
3	1'44.361	25.098	22.799	29.316	27.148	205.0	8	1'43.966	24.840	22.833	29.285	27.008	204.5
4	1'43.576	24.706	22.887	29.511	26.472	207.1	9	1'43.368	24.730	22.947	29.186	26.505	207.8
5	1'42.903	24.586	22.742	29.184	26.391	209.7	10	1'43.485	24.859	22.812	29.290	26.524	207.7
6	1'44.054 P	25.158	22.951	29.498	26.447	207.1	11	1'46.333	26.748	23.611	29.202	26.772	205.8
7	9'00.867	18.387	23.409	29.402	26.569		12	1'42.661 P	24.862	22.877	29.200	25.722	204.8
8	1'43.564	25.027	22.814	29.203	26.520	202.2	13	5'13.295	20.679	23.286	30.282	26.877	
9	1'43.109	24.855	22.699	29.152	26.403	203.3	14	1'42.576	24.623	22.654	29.006	26.293	206.1
10	1'44.979 P	25.637	23.329	29.721	26.292	204.4	15	1'45.738	26.981	23.322	29.125	26.310	204.9
11	10'43.181	41.253	25.578	31.503	28.317								
12	1'47.125	24.830	22.807	30.392	29.096	206.1							

Fastest Lap: Jorge MARTIN Del Conca Gresini Mo SPA **1'42.039** 24.656 22.426 28.941 26.016

These data/results cannot be reproduced, stored and/or transmitted in whole or in part by any manner of electronic, mechanical, photocopying, recording, broadcasting or otherwise now known or herein after developed without the previous express consent by the copyright owner, except for reproduction in daily press and regular printed publications on sale to the public within 60 days of the event related to those data/results and always provided that copyright symbol appears together as follows below.
© DORNA, 2018

Official MotoGP Timing by TISSOT
www.motogp.com

Le Mans, Saturday, May 19, 2018

Page 2 of 5



Qualifying

Moto3

Lap	Lap Time	T1	T2	T3	T4	Speed	Lap	Lap Time	T1	T2	T3	T4	Speed		
13th	40	Darryn BINDER Red Bull KTM Ajo RSA						16th	8	Nicolo BULEGA SKY Racing Team VR ITA					
		Runs=3	Total laps=15	Full laps=10					Runs=3	Total laps=14	Full laps=8				
1	2'52.109	18.144	25.058	35.986	28.722		1	3'55.312	32.501	25.417	31.629	34.363			
2	1'44.748	25.738	22.859	29.488	26.663	196.8	2	1'44.897	25.166	23.055	29.632	27.044	203.6		
3	1'44.360	25.046	23.049	29.721	26.544	203.0	3	1'47.211	27.264	23.486	29.742	26.719	205.1		
4	1'43.753	24.988	22.754	29.360	26.651	205.2	4	1'43.792	24.773	22.889	29.574	26.556	205.2		
5	1'43.624	24.884	22.724	29.356	26.660	205.0	5	1'43.717	24.835	22.920	29.379	26.583	206.3		
6	1'44.054 P	25.070	22.914	29.582	26.488	203.9	6	1'47.930 P	24.955	23.027	29.784	30.164	204.3		
7	9'27.363	20.584	24.351	33.048	29.212		7	8'18.132	19.690	23.970	36.419	27.934			
8	1'47.222	25.495	23.280	29.720	28.727	199.3	8	1'49.434 *	29.19*	23.911	29.603	26.728	200.8		
9	1'44.636	25.194	22.945	29.604	26.893	200.4	9	1'44.036	24.798	22.918	29.526	26.794	205.4		
10	1'47.974	28.195	23.680	29.503	26.596	200.2	10	1'48.393	24.941	27.028	29.772	26.652	204.1		
11	1'42.967	24.690	22.619	29.313	26.345	207.6	11	1'43.782 P	24.810	22.868	29.596	26.508	205.7		
12	1'43.291 P	24.834	22.940	29.558	25.959	207.1	12	8'46.206	16.926	23.657	29.607	26.289			
13	6'59.765	17.030	23.591	30.074	28.220		13	1'42.961	24.845	22.711	29.225	26.180	204.3		
14	1'43.280	24.896	22.585	29.088	26.711	202.3	14	1'42.813	24.646	22.694	29.176	26.297	205.7		
15	1'42.611	24.787	22.454	29.206	26.164	206.8									
14th	14	Tony ARBOLINO Marinelli Snipers Tea ITA						17th	22	Kazuki MASAKI RBA BOE Skull Rider JPN					
		Runs=3	Total laps=15	Full laps=10					Runs=4	Total laps=15	Full laps=8				
1	4'04.577	27.502	25.751	30.642	29.157		1	2'19.797	18.743	23.826	29.769	26.965			
2	1'50.221	24.927	22.981	34.842	27.471	209.0	2	1'45.771	25.077	23.223	29.543	27.928	202.4		
3	1'43.718	24.762	22.906	29.381	26.669	207.3	3	1'50.387	24.711	22.756	35.497	27.423	205.8		
4	1'45.487	26.399	23.186	29.344	26.558	204.7	4	1'43.301	24.696	22.697	29.300	26.608	206.9		
5	1'43.317	24.787	22.824	29.241	26.465	206.3	5	1'47.446	25.131	25.768	29.744	26.803	208.0		
6	1'46.368 P	26.302	23.371	29.492	27.203	203.2	6	1'46.584 P	24.594	22.837	29.937	29.216	208.7		
7	8'11.042	25.170	31.975	36.917	28.915		7	9'22.097	26.625	24.738	31.749	27.073			
8	1'43.517	24.990	22.820	29.190	26.517	206.5	8	1'45.064	25.276	23.460	29.770	26.558	201.3		
9	1'44.160	24.665	23.142	29.698	26.655	208.8	9	1'43.511 P	25.146	23.354	29.538	25.473	203.1		
10	1'47.256	25.900	25.009	29.591	26.756	207.9	10	2'18.233	16.613	23.107	29.553	26.738			
11	1'42.728	24.554	22.649	29.181	26.344	209.1	11	1'42.976	24.526	22.646	29.246	26.558	207.9		
12	1'49.883 P	26.355	24.015	31.026	28.487	210.8	12	1'46.075 P	24.486	23.670	29.656	28.263	208.3		
13	7'53.626	36.755	24.621	31.898	28.700		13	7'55.114	32.312	26.620	32.182	29.434			
14	1'46.754	24.832	22.855	29.543	29.524	206.3	14	1'47.162	24.916	22.883	29.551	29.812	209.8		
15	1'43.399	24.976	22.758	29.320	26.345	203.0	15	1'42.889	24.504	22.650	29.216	26.519	208.9		
15th	24	Tatsuki SUZUKI SIC58 Squadra Corse JPN						18th	72	Alonso LOPEZ Estrella Galicia 0,0 SPA					
		Runs=3	Total laps=16	Full laps=10					Runs=3	Total laps=13	Full laps=6				
1	2'54.092	19.264	30.674	35.238	28.312		1	3'42.603	31.195	28.242	34.279	27.755			
2	1'43.347	24.978	22.787	29.134	26.448	205.6	2	1'45.703	25.569	23.854	29.479	26.801	200.5		
3	1'43.325	24.735	23.011	29.249	26.330	208.6	3	1'44.675	25.188	23.062	29.555	26.870	203.8		
4	1'43.274	24.857	22.866	29.249	26.302	205.2	4	1'44.434	25.260	23.124	29.234	26.816	202.0		
5	1'42.986	24.692	22.800	29.105	26.389	206.0	5	1'47.853 P	25.711	24.022	31.484	26.636	192.7		
6	1'43.007	24.765	22.797	29.153	26.292	205.1	6	12'15.693 *	19.758	24.648	31.933	28.283*			
7	1'44.027 P	25.025	23.615	29.319	26.068	203.4	7	1'44.408 *	25.304	22.942	29.450	26.712*	199.0		
8	7'48.929	26.422	32.551	34.043	30.453		8	1'44.783	25.111	22.952	29.520	27.200	202.2		
9	1'43.296	24.724	22.830	29.122	26.620	204.9	9	1'43.551	24.656	22.948	29.314	26.633	204.6		
10	1'50.074	26.879	24.322	31.180	27.693	200.4	10	1'45.278 P	25.136	24.145	30.428	25.569	203.1		
11	1'42.905	24.984	22.717	28.922	26.282	206.2	11	7'01.524	15.211	23.472	29.245	27.058			
12	1'42.699 *	24.554	22.528	29.043	26.574*	208.3	12	1'42.982	24.387	23.051	28.929	26.615	201.7		
13	1'47.371 P	25.369	24.282	29.529	28.191	213.2	13	1'43.380 *	25.115	22.924	28.891	26.450*	203.0		
14	7'08.603	15.984	23.211	29.288	26.579										
15	1'43.369	24.700	22.811	29.200	26.658	206.7									
16	1'42.777	24.659	22.750	29.014	26.354	205.6									
19th	76	Makar YURCHENK CIP - Green Power KAZ													
		Runs=3	Total laps=13	Full laps=6											
1	2'53.347	17.663	26.285	33.872	32.705										
2	1'43.783	25.274	22.722	29.385	26.402	200.1									
3	1'48.902	24.862	23.917	31.061	29.062	204.2									

Fastest Lap: Jorge MARTIN Del Conca Gresini Mo SPA **1'42.039** 24.656 22.426 28.941 26.016

These data/results cannot be reproduced, stored and/or transmitted in whole or in part by any manner of electronic, mechanical, photocopying, recording, broadcasting or otherwise now known or herein after developed without the previous express consent by the copyright owner, except for reproduction in daily press and regular printed publications on sale to the public within 60 days of the event related to those data/results and always provided that copyright symbol appears together as follows below.
© DORNA, 2018

Qualifying

Moto3

Lap	Lap Time	T1	T2	T3	T4	Speed	Lap	Lap Time	T1	T2	T3	T4	Speed
4	1'45.230	24.927	22.829	29.465	28.009	203.3	15	1'43.588 *	24.792	22.929	29.330	26.537*	205.1
5	1'43.694	25.034	22.707	29.551	26.402	201.9	23rd 19 Gabriel RODRIGO RBA BOE Skull Rider ARG						
6	1'44.021	25.094	22.730	29.501	26.696	200.7	Runs=1			Total laps=3		Full laps=1	
7	1'48.634 P	26.325	24.848	30.823	26.638	198.6	1	2'21.586	17.928	23.521	29.632	29.432	
8	7'34.411	25.649	24.594	35.530	29.018		2	1'43.170	24.902	22.637	29.053	26.578	204.1
9	3'54.534 P	25.154	21'18.712	40.908	29.760	200.2	unfinished						210.8
10	10'47.696	25.469	25.112	32.989	29.188		24th 41 Nakarin ATIRATHPH Honda Team Asia THA						
11	2'01.822 *	25.460	23.996	31.022	41.344*	199.0	Runs=3			Total laps=18		Full laps=9	
12	1'48.233 *	25.112	22.796	29.332	30.993*	206.2	1	4'05.805	38.609	33.978	31.790	30.766	
13	1'43.000	24.752	22.604	29.182	26.462	204.6	2	1'49.089	25.147	23.096	33.459	27.387	205.6
20th 5 Jaume MASIA Bester Capital Dubai SPA							3	1'43.757	24.823	22.847	29.540	26.547	208.4
Runs=3			Total laps=8		Full laps=5		4	1'47.424 *	25.195	23.421	31.892	26.916*	205.7
1	2'55.108	18.924	25.588	38.457	28.572		5	1'43.967	25.076	22.768	29.561	26.562	204.8
2	1'43.412	25.070	22.708	29.158	26.476	202.2	6	1'46.555 *	25.125	22.979	29.553	28.898*	201.6
unfinished							7	1'44.865	25.362	23.037	29.745	26.721	198.9
3	1'37.948 P	18.06*	23.582	30.010	26.287		8	1'45.509 P	25.331	23.145	29.986	27.047	198.4
4	2'55.764	18.541	22.987	29.072	26.606		9	4'36.380	25.798	24.968	35.652	29.753	
5	1'43.556	24.945	22.763	29.368	26.480	202.5	10	1'44.129 *	24.949	23.030	29.356	26.794*	206.7
6	1'43.018	24.762	22.767	28.993	26.496	204.5	11	1'47.456	25.016	23.021	30.104	29.315	204.4
7	1'43.284	24.721	22.690	29.338	26.535	204.3	12	1'43.219	24.775	22.763	29.358	26.323	204.2
21st 11 Livio LOI Reale Avintia Academ BEL							13	1'43.363	24.754	22.771	29.359	26.479	207.6
Runs=3			Total laps=15		Full laps=10		14	1'48.158	25.051	25.626	29.567	27.914	211.3
1	3'54.743	40.204	26.171	30.290	35.972		15	1'43.406 P	25.051	22.900	29.689	25.766	200.9
2	1'44.899	25.023	23.351	29.649	26.876	205.6	16	5'24.473 *	16.550	23.514	29.381	26.621*	
3	1'47.237	26.907	23.394	29.606	27.330	202.6	17	1'44.153	24.999	23.358	29.206	26.590	202.9
4	1'43.780	24.787	23.040	29.263	26.690	208.2	18	1'43.128 *	24.715	22.738	29.276	26.399*	205.4
5	1'44.565	25.273	22.941	29.787	26.564	208.3	25th 17 John MCPHEE CIP - Green Power GBR						
6	1'47.076 P	24.846	23.441	30.187	28.602	207.7	Runs=3			Total laps=11		Full laps=6	
7	11'50.656	15.908	24.124	30.148	26.950		1	3'57.036	25.340	26.060	30.477	27.369	
8	1'45.571	24.907	24.953	29.226	26.485	209.5	2	1'43.879	25.120	22.674	29.316	26.769	201.9
9	1'43.087	24.614	22.762	29.242	26.469	209.0	3	1'45.506	25.392	23.278	29.748	27.088	206.3
10	1'51.430 P	26.697	24.724	30.727	29.282	210.1	4	1'43.290	24.741	22.608	29.444	26.497	205.3
11	3'27.893 *	15.040	23.514	30.418*	26.569		5	1'43.339	24.928	22.678	29.335	26.398	201.5
12	1'47.449	24.947	26.204	29.624	26.674	203.2	6	1'47.509 P	27.924	23.573	29.693	26.319	200.4
13	1'43.473	24.822	23.029	29.200	26.422	204.2	7	8'33.243	19.567	23.691	30.218	26.763	
14	1'43.467	24.717	22.928	29.209	26.613	206.1	8	1'49.553	25.112	22.787	33.652	28.002	199.5
15	1'43.507	24.796	23.201	29.126	26.384	205.1	unfinished						202.4
22nd 10 Dennis FOGGIA SKY Racing Team VR ITA							9	1'48.396 *	22.030	25.426	33.313	27.627	
Runs=3			Total laps=15		Full laps=8		10	1'48.501 P	25.025	22.917	29.561	30.998	202.6
1	3'54.158	39.019	26.641	30.491	34.644		26th 71 Ayumu SASAKI Petronas Sprinta Raci JPN						
2	1'45.779	25.395	23.282	30.041	27.061	202.0	Runs=3			Total laps=15		Full laps=10	
3	1'45.467	24.986	24.027	29.616	26.838	205.4	1	3'52.240	35.974	25.394	32.537	31.070	
4	1'44.614 *	24.977	23.007	29.726	26.904*	209.1	2	1'48.257	25.688	24.069	30.501	27.999	202.8
5	1'43.568	24.931	22.810	29.322	26.505	206.8	3	1'44.680	24.846	22.934	29.698	27.202	208.4
6	1'48.268 P	27.747	23.647	29.707	27.167	205.4	4	1'45.010	25.328	23.056	29.745	26.881	205.5
7	8'21.414	25.878	28.563	35.554	31.771		5	1'43.575	24.851	22.798	29.351	26.575	208.2
8	1'44.653	24.960	23.312	29.410	26.971	204.9	6	1'44.562 P	25.288	23.273	30.015	25.986	206.8
9	1'44.734	24.879	23.161	29.941	26.753	207.0	7	8'20.940	19.211	24.043	34.587	28.291	
10	1'44.446	25.134	23.052	29.484	26.776	206.9	8	1'47.256	26.051	23.596	30.135	27.474	195.2
11	1'47.327	27.315	23.657	29.352	27.003	202.4	9	1'45.491	25.295	23.294	29.638	27.264	201.5
12	1'46.029 P	24.628	23.885	29.459	28.057	207.7	10	1'45.752	25.393	23.154	29.887	27.318	200.4
13	6'53.265	17.879	23.804	29.798	26.761		11	1'43.525	24.879	22.713	29.433	26.500	207.6
14	1'43.099	24.734	22.767	29.106	26.492	205.9							

Fastest Lap: Jorge MARTIN Del Conca Gresini Mo SPA **1'42.039** 24.656 22.426 28.941 26.016

These data/results cannot be reproduced, stored and/or transmitted in whole or in part by any manner of electronic, mechanical, photocopying, recording, broadcasting or otherwise now known or herein after developed without the previous express consent by the copyright owner, except for reproduction in daily press and regular printed publications on sale to the public within 60 days of the event related to those data/results and always provided that copyright symbol appears together as follows below.
© DORNA, 2018

Official MotoGP Timing by TISSOT
www.motogp.com

Le Mans, Saturday, May 19, 2018

Page 4 of 5



Qualifying

Moto3

Lap	Lap Time		T1	T2	T3	T4	Speed	Lap	Lap Time	T1	T2	T3	T4	Speed
12	1'44.320	P	25.594	23.261	29.741	25.724	205.9							
13	8'00.643		32.538	27.902	33.215	29.680								
14	1'47.739		24.822	22.796	29.329	30.792	208.8							
15	1'43.380		24.824	22.718	29.200	26.638	206.5							

27th 27 **Kaito TOBA** Honda Team Asia JPN
Runs=3 Total laps=17 Full laps=9

1	4'03.346		36.861	27.229	31.885	28.808								
2	1'50.074		25.393	23.342	32.524	28.815	203.3							
3	1'45.863		24.937	23.057	29.439	28.430	207.3							
4	1'48.970		25.063	24.539	30.700	28.668	208.4							
5	1'43.581		25.066	22.804	29.168	26.543	206.2							
6	1'43.597		24.772	22.769	29.309	26.747	206.2							
7	1'48.202	P	25.357	23.373	29.057	30.415	199.5							
8	6'22.754		19.003	25.041	36.247	29.565								
9	1'45.030		25.131	23.092	29.890	26.917	202.1							
10	1'44.713		24.951	22.626	29.241	27.895	203.9							
11	1'47.589	*	25.294	23.810	28.820	29.665*	202.2							
12	1'43.419		24.795	22.726	29.203	26.695	207.3							
13	1'43.276	*	24.771	22.648	29.271	26.586*	206.6							
14	1'44.951	P	24.774	23.697	29.794	26.686	205.2							
15	6'13.970		24.584	25.967	32.536	29.279								
16	1'46.668		24.936	22.863	29.443	29.426	205.3							
17	1'42.857	*	24.864	22.664	28.969	26.360*	206.3							

28th 7 **Adam NORRODIN** Petronas Sprinta Raci MAL
Runs=3 Total laps=14 Full laps=8

1	2'55.231		16.410	24.418	33.692	28.549								
2	1'44.442		25.220	22.921	29.543	26.758	202.6							
3	1'45.260		25.286	23.130	29.694	27.150	204.5							
4	1'47.086		25.258	23.339	29.922	28.567	203.6							
5	1'43.900		25.001	22.857	29.488	26.554	205.1							
6	1'47.786	P	27.918	23.146	29.689	27.033	204.2							
7	9'21.257		29.464	29.831	40.570	30.242								
8	1'44.100		25.060	22.941	29.297	26.802	204.7							
9	1'45.011		24.928	23.137	29.599	27.347	202.9							
10	1'43.896		25.065	22.859	29.380	26.592	202.2							
11	1'43.450		24.824	22.683	29.379	26.564	209.3							
12	1'50.628	P	25.246	27.091	30.588	27.703	211.0							
13	6'54.859		18.374	23.858	30.589	28.625								
	unfinished		24.765				206.9							

Fastest Lap: Jorge MARTIN Del Conca Gresini Mo SPA **1'42.039** 24.656 22.426 28.941 26.016

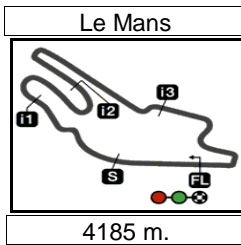
These data/results cannot be reproduced, stored and/or transmitted in whole or in part by any manner of electronic, mechanical, photocopying, recording, broadcasting or otherwise now known or herein after developed without the previous express consent by the copyright owner, except for reproduction in daily press and regular printed publications on sale to the public within 60 days of the event related to those data/results and always provided that copyright symbol appears together as follows below.
© DORNA, 2018

Official MotoGP Timing by TISSOT
www.motogp.com

Le Mans, Saturday, May 19, 2018

Page 5 of 5





Results and timing service provided by TISSOT

Moto3™

HJC HELMETS GRAND PRIX DE FRANCE
Provisional Starting Grid

Race : 22 laps = 92.07 km

23



1	1 1'42.039 88 Jorge MARTIN Honda	2 1'42.162 84 Jakub KORNFEIL KTM	3 1'42.163 33 Enea BASTIANINI Honda
2	4 1'42.189 42 Marcos RAMIREZ KTM	5 1'42.214 75 Albert ARENAS KTM	6 1'42.355 12 Marco BEZZECCHI KTM
3	7 1'42.422 23 Niccolò ANTONELLI Honda	8 1'42.447 21 Fabio DI GIANNANTONIO Honda	9 1'42.509 16 Andrea MIGNO KTM
4	10 1'42.520 48 Lorenzo DALLA PORTA Honda	11 1'42.576 65 Philipp OETTL KTM	12 1'42.611 40 Darryn BINDER KTM
5	13 1'42.728 14 Tony ARBOLINO Honda	14 1'42.777 24 Tatsuki SUZUKI Honda	15 1'42.813 8 Nicolo BULEGA KTM
6	16 1'42.889 22 Kazuki MASAKI KTM	17 1'42.982 72 Alonso LOPEZ Honda	18 1'43.000 76 Makar YURCHENKO KTM
7	19 1'43.018 5 Jaime MASIA KTM	20 1'43.087 11 Livio LOI KTM	21 1'43.099 10 Dennis FOGGIA KTM
8	22 1'43.170 19 Gabriel RODRIGO KTM	23 1'43.219 41 Nakarin ATIRATPHUVAPAT Honda	24 1'43.380 71 Ayumu SASAKI Honda

FIM MotoGP Stewards grid penalty for riders #17 & #44

The results are provisional until the end of the limit for protest and appeals and until the ratification of the Event Management Committee.

Time limit for protest expires 60' at the latest after publication of the results - Mr. Time:

These data/results cannot be reproduced, stored and/or transmitted in whole or in part by any manner of electronic, mechanical, photocopying, recording, broadcasting or otherwise now known or herein after developed without the previous express consent by the copyright owner, except for reproduction in daily press and regular printed publications on sale to the public within 60 days of the event related to those data/results and always provided that copyright symbol appears together as follows below.

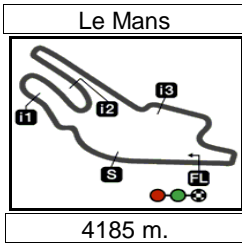
© DORNA, 2018

Official MotoGP Timing by TISSOT
 www.motogp.com

Le Mans, Saturday, May 19, 2018

Page 1 of 2





Results and timing service provided by TISSOT

Moto3™

HJC HELMETS GRAND PRIX DE FRANCE
Provisional Starting Grid

Race : 22 laps = 92.07 km

23

9

25
 1'43.419
27 Kaito TOBA
 Honda

26
 1'43.450
7 Adam NORRODIN
 Honda

27
 1'43.290
17 John MCPHEE
 KTM

10

28
 1'42.512
44 Aron CANET
 Honda

FIM MotoGP Stewards grid penalty for riders #17 & #44

The results are provisional until the end of the limit for protest and appeals and until the ratification of the Event Management Committee.

Time limit for protest expires 60' at the latest after publication of the results - Mr. Time:

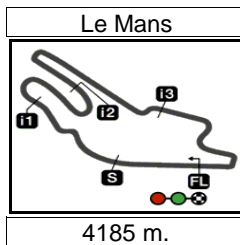
These data/results cannot be reproduced, stored and/or transmitted in whole or in part by any manner of electronic, mechanical, photocopying, recording, broadcasting or otherwise now known or herein after developed without the previous express consent by the copyright owner, except for reproduction in daily press and regular printed publications on sale to the public within 60 days of the event related to those data/results and always provided that copyright symbol appears together as follows below.

© DORNA, 2018

Official MotoGP Timing by TISSOT
 www.motogp.com

Le Mans, Saturday, May 19, 2018





Results and timing service provided by **TISSOT**

Moto3™

HJC HELMETS GRAND PRIX DE FRANCE

After the Qualifying
Event Best Maximum Speed



<i>Rider</i>	<i>Nation Team</i>	<i>Motorcycle</i>	<i>Km/h</i>	
11 Livio LOI	BEL Reale Avintia Academy	KTM	214.2	Free Practice Nr. 3
24 Tatsuki SUZUKI	JPN SIC58 Squadra Corse	HONDA	213.2	Qualifying
16 Andrea MIGNO	ITA Angel Nieto Team Moto3	KTM	212.6	Free Practice Nr. 3
22 Kazuki MASAKI	JPN RBA BOE Skull Rider	KTM	212.2	Free Practice Nr. 3
65 Philipp OETTL	GER Sudmetal Schedl GP Racing	KTM	212.1	Free Practice Nr. 2
48 Lorenzo DALLA PORTA	ITA Leopard Racing	HONDA	212.0	Qualifying
75 Albert ARENAS	SPA Angel Nieto Team Moto3	KTM	211.9	Qualifying
23 Niccolò ANTONELLI	ITA SIC58 Squadra Corse	HONDA	211.3	Free Practice Nr. 2
41 Nakarín ATIRATPHUVAPAT	THA Honda Team Asia	HONDA	211.3	Qualifying
14 Tony ARBOLINO	ITA Marinelli Snipers Team	HONDA	211.1	Free Practice Nr. 2
7 Adam NORRODIN	MAL Petronas Sprinta Racing	HONDA	211.0	Qualifying
19 Gabriel RODRIGO	ARG RBA BOE Skull Rider	KTM	210.8	Qualifying
27 Kaito TOBA	JPN Honda Team Asia	HONDA	210.4	Free Practice Nr. 2
88 Jorge MARTIN	SPA Del Conca Gresini Moto3	HONDA	210.3	Free Practice Nr. 3
44 Aron CANET	SPA Estrella Galicia 0,0	HONDA	210.3	Free Practice Nr. 1
42 Marcos RAMIREZ	SPA Bester Capital Dubai	KTM	210.3	Qualifying
10 Dennis FOGGIA	ITA SKY Racing Team VR46	KTM	209.3	Free Practice Nr. 3
71 Ayumu SASAKI	JPN Petronas Sprinta Racing	HONDA	209.3	Free Practice Nr. 2
76 Makar YURCHENKO	KAZ CIP - Green Power	KTM	209.2	Free Practice Nr. 3
8 Nicolo BULEGA	ITA SKY Racing Team VR46	KTM	208.7	Free Practice Nr. 3
21 Fabio DI GIANNANTONIO	ITA Del Conca Gresini Moto3	HONDA	208.4	Qualifying
12 Marco BEZZECCHI	ITA Redox PruestelGP	KTM	208.2	Free Practice Nr. 3
84 Jakub KORNFEIL	CZE Redox PruestelGP	KTM	208.1	Free Practice Nr. 2
40 Darryn BINDER	RSA Red Bull KTM Ajo	KTM	207.6	Qualifying
33 Enea BASTIANINI	ITA Leopard Racing	HONDA	207.0	Qualifying
17 John MCPHEE	GBR CIP - Green Power	KTM	206.3	Qualifying
72 Alonso LOPEZ	SPA Estrella Galicia 0,0	HONDA	205.7	Free Practice Nr. 1
5 Jaume MASIA	SPA Bester Capital Dubai	KTM	204.8	Free Practice Nr. 3

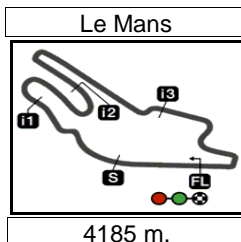
These data/results cannot be reproduced, stored and/or transmitted in whole or in part by any manner of electronic, mechanical, photocopying, recording, broadcasting or otherwise now known or herein after developed without the previous express consent by the copyright owner, except for reproduction in daily press and regular printed publications on sale to the public within 60 days of the event related to those data/results and always provided that copyright symbol appears together as follows below.

© DORNA, 2018

Official MotoGP Timing by **TISSOT**
 www.motogp.com

Le Mans, Saturday, May 19, 2018





Results and timing service provided by **TISSOT**

Moto3™

HJC HELMETS GRAND PRIX DE FRANCE

Qualifying

Best Partial Times

IT Ideal Lap Time, sum of the best partial times

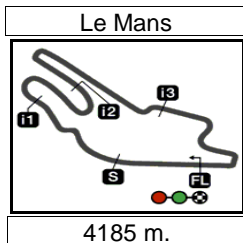
BT Best Lap Time

T1		T2		T3		T4						
Pos	Rider	Time	Rider	Time	Rider	Time	Rider	Time	Pos	Rider	IT	BT
1	M.RAMIREZ	23.694	A.CANET	22.425	J.MARTIN	28.258	J.MARTIN	26.016	1	J.MARTIN	1'41.267	1'42.039 (1)
2	A.LOPEZ	24.387	J.MARTIN	22.426	K.TOBA	28.820	J.KORNFEIL	26.030	2	M.RAMIREZ	1'41.280	1'42.189 (4)
3	E.BASTIANINI	24.450	F.DI GIANNANTO	22.430	M.RAMIREZ	28.886	F.DI GIANNANTO	26.049	3	F.DI GIANNAN	1'42.045	1'42.447 (8)
4	K.MASAKI	24.486	D.BINDER	22.454	A.LOPEZ	28.891	A.ARENAS	26.121	4	A.CANET	1'42.071	1'42.512 (10)
5	A.CANET	24.523	J.KORNFEIL	22.478	M.BEZZECCHI	28.906	N.ANTONELLI	26.126	5	N.ANTONELLI	1'42.145	1'42.422 (7)
6	N.ANTONELLI	24.526	J.MCPHEE	22.499	T.SUZUKI	28.922	A.CANET	26.132	6	E.BASTIANINI	1'42.148	1'42.163 (3)
7	A.ARENAS	24.534	E.BASTIANINI	22.504	N.ANTONELLI	28.939	M.RAMIREZ	26.152	7	A.ARENAS	1'42.153	1'42.214 (5)
8	L.DALLA PORTA	24.538	A.ARENAS	22.526	J.KORNFEIL	28.963	D.BINDER	26.164	8	J.KORNFEIL	1'42.162	1'42.162 (2)
9	T.ARBOLINO	24.554	T.SUZUKI	22.528	A.MIGNO	28.966	N.BULEGA	26.180	9	M.BEZZECCHI	1'42.272	1'42.355 (6)
10	T.SUZUKI	24.554	M.RAMIREZ	22.548	A.ARENAS	28.972	E.BASTIANINI	26.196	10	T.SUZUKI	1'42.286	1'42.777 (15)
11	J.MARTIN	24.567	N.ANTONELLI	22.554	F.DI GIANNANTO	28.989	L.DALLA PORTA	26.217	11	D.BINDER	1'42.396	1'42.611 (13)
12	M.BEZZECCHI	24.568	M.BEZZECCHI	22.557	A.CANET	28.991	A.MIGNO	26.221	12	L.DALLA POR	1'42.448	1'42.520 (11)
13	F.DI GIANNANTO	24.577	M.YURCHENKO	22.604	J.MASIA	28.993	M.BEZZECCHI	26.241	13	A.MIGNO	1'42.464	1'42.509 (9)
14	A.MIGNO	24.578	L.DALLA PORTA	22.621	E.BASTIANINI	28.998	T.SUZUKI	26.282	14	P.OETTL	1'42.576	1'42.576 (12)
15	L.LOI	24.614	K.TOBA	22.626	P.OETTL	29.006	P.OETTL	26.293	15	N.BULEGA	1'42.696	1'42.813 (16)
16	P.OETTL	24.623	G.RODRIGO	22.637	G.RODRIGO	29.053	N.ATIRATPHUVA	26.323	16	T.ARBOLINO	1'42.728	1'42.728 (14)
17	G.RODRIGO	24.624	K.MASAKI	22.646	L.DALLA PORTA	29.072	T.ARBOLINO	26.344	17	K.TOBA	1'42.760	1'43.419 (27)
18	D.FOGGIA	24.628	T.ARBOLINO	22.649	D.BINDER	29.088	L.LOI	26.384	18	A.LOPEZ	1'42.817	1'42.982 (18)
19	N.BULEGA	24.646	P.OETTL	22.654	D.FOGGIA	29.106	J.MCPHEE	26.398	19	J.MCPHEE	1'42.840	1'43.290 (25)
20	J.MCPHEE	24.653	A.NORRODIN	22.683	L.LOI	29.126	M.YURCHENKO	26.402	20	K.MASAKI	1'42.867	1'42.889 (17)
21	D.BINDER	24.690	J.MASIA	22.690	N.BULEGA	29.176	J.MASIA	26.476	21	J.MASIA	1'42.880	1'43.018 (20)
22	J.KORNFEIL	24.691	N.BULEGA	22.694	T.ARBOLINO	29.181	D.FOGGIA	26.492	22	L.LOI	1'42.886	1'43.087 (21)
23	N.ATIRATPHUVA	24.715	A.MIGNO	22.699	M.YURCHENKO	29.182	A.SASAKI	26.500	23	G.RODRIGO	1'42.892	1'43.170 (23)
24	J.MASIA	24.721	A.SASAKI	22.713	A.SASAKI	29.200	K.MASAKI	26.519	24	M.YURCHENK	1'42.940	1'43.000 (19)

These data/results cannot be reproduced, stored and/or transmitted in whole or in part by any manner of electronic, mechanical, photocopying, recording, broadcasting or otherwise now known or herein after developed without the previous express consent by the copyright owner, except for reproduction in daily press and regular printed publications on sale to the public within 60 days of the event related to those data/results and always provided that copyright symbol appears together as follows below.
© DORNA, 2018

Official MotoGP Timing by **TISSOT**
www.motogp.com





Results and timing service provided by **TISSOT**

Moto3™

HJC HELMETS GRAND PRIX DE FRANCE
Qualifying
Best Partial Times

IT Ideal Lap Time, sum of the best partial times

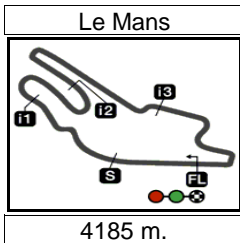
BT Best Lap Time

T1			T2			T3			T4				
<i>Pos</i>	<i>Rider</i>	<i>Time</i>	<i>Rider</i>	<i>Time</i>	<i>Rider</i>	<i>Time</i>	<i>Rider</i>	<i>Time</i>	<i>Pos</i>	<i>Rider</i>	<i>IT</i>	<i>BT</i>	
25	M.YURCHENKO	24.752	N.ATIRATPHUVA	22.738	N.ATIRATPHUVA	29.206	K.TOBA	26.543	25	N.ATIRATPHU	1'42.982	1'43.219	(24)
26	A.NORRODIN	24.765	L.LOI	22.762	K.MASAKI	29.216	A.NORRODIN	26.554	26	D.FOGGIA	1'42.993	1'43.099	(22)
27	K.TOBA	24.771	D.FOGGIA	22.767	J.MCPHEE	29.290	G.RODRIGO	26.578	27	A.SASAKI	1'43.235	1'43.380	(26)
28	A.SASAKI	24.822	A.LOPEZ	22.924	A.NORRODIN	29.297	A.LOPEZ	26.615	28	A.NORRODIN	1'43.299	1'43.450	(28)

These data/results cannot be reproduced, stored and/or transmitted in whole or in part by any manner of electronic, mechanical, photocopying, recording, broadcasting or otherwise now known or herein after developed without the previous express consent by the copyright owner, except for reproduction in daily press and regular printed publications on sale to the public within 60 days of the event related to those data/results and always provided that copyright symbol appears together as follows below.
 © DORNA, 2018

Official MotoGP Timing by **TISSOT**
 www.motogp.com





Results and timing service provided by TISSOT

Moto3™

HJC HELMETS GRAND PRIX DE FRANCE

Qualifying

Fastest Laps Sequence

<i>Practice Time</i>	<i>Rider</i>	<i>Nation</i>	<i>Motorcycle</i>	<i>Time</i>	<i>Km/h</i>	<i>Rider's Lap</i>
4'04.756	19 Gabriel RODRIGO	ARG	KTM	1'43.170	146.0	2
4'35.090	21 Fabio DI GIANNANTONI	ITA	HONDA	1'42.927	146.3	2
6'17.782	21 Fabio DI GIANNANTONI	ITA	HONDA	1'42.692	146.7	3
10'55.729	44 Aron CANET	SPA	HONDA	1'42.574	146.8	5
26'26.489	33 Enea BASTIANINI	ITA	HONDA	1'42.518	146.9	6
26'27.985	21 Fabio DI GIANNANTONI	ITA	HONDA	1'42.447	147.0	11
27'36.169	42 Marcos RAMIREZ	SPA	KTM	1'42.364	147.1	12
28'08.652	33 Enea BASTIANINI	ITA	HONDA	1'42.163	147.4	7
38'31.079	88 Jorge MARTIN	SPA	HONDA	1'42.039	147.6	11

These data/results cannot be reproduced, stored and/or transmitted in whole or in part by any manner of electronic, mechanical, photocopying, recording, broadcasting or otherwise now known or herein after developed without the previous express consent by the copyright owner, except for reproduction in daily press and regular printed publications on sale to the public within 60 days of the event related to those data/results and always provided that copyright symbol appears together as follows below.

© DORNA, 2018

Official MotoGP Timing by TISSOT
www.motogp.com

Le Mans, Saturday, May 19, 2018

