


4801 m.

MOTUL GRAND PRIX OF JAPAN

Qualifying Results



	Rider	Nation	Team	Motorcycle	Time	Lap	Total	Gap	Top Speed
1	4 Andrea DOVIZIOSO	ITA	Ducati Team	DUCATI	Q2 1'44.590	7	8		309.8
2	5 Johann ZARCO	FRA	Monster Yamaha Tech 3	YAMAHA	Q2 1'44.658	7	7	0.068	0.068
3	43 Jack MILLER	AUS	Alma Pramac Racing	DUCATI	Q2 1'44.727	7	8	0.137	0.069
4	35 Cal CRUTCHLOW	GBR	LCR Honda CASTROL	HONDA	Q2 1'44.820	6	7	0.230	0.093
5	29 Andrea IANNONE	ITA	Team SUZUKI ECSTAR	SUZUKI	Q2 1'44.832	8	8	0.242	0.012
6	93 Marc MARQUEZ	SPA	Repsol Honda Team	HONDA	Q2 1'44.889	7	8	0.299	0.057
7	25 Maverick VIÑALES	SPA	Movistar Yamaha MotoGP	YAMAHA	Q2 1'45.140	7	7	0.550	0.251
8	42 Alex RINS	SPA	Team SUZUKI ECSTAR	SUZUKI	Q2 1'45.225	8	8	0.635	0.085
9	46 Valentino ROSSI	ITA	Movistar Yamaha MotoGP	YAMAHA	Q2 1'45.265	3	7	0.675	0.040
10	19 Alvaro BAUTISTA	SPA	Angel Nieto Team	DUCATI	Q2 1'45.396	8	8	0.806	0.131
11	26 Dani PEDROSA	SPA	Repsol Honda Team	HONDA	Q2 1'45.519	8	8	0.929	0.123
12	30 Takaaki NAKAGAMI	JPN	LCR Honda IDEMITSU	HONDA	Q2 1'46.168	6	6	1.578	0.649
13	38 Bradley SMITH	GBR	Red Bull KTM Factory Racing	KTM	Q1 1'45.722	6	7 (*)	0.293	
14	44 Po ESPARGARO	SPA	Red Bull KTM Factory Racing	KTM	Q1 1'45.742	7	7 (*)	0.313	0.020
15	9 Danilo PETRUCCI	ITA	Alma Pramac Racing	DUCATI	Q1 1'45.759	6	7 (*)	0.330	0.017
16	55 Hafizh SYAHRIN	MAL	Monster Yamaha Tech 3	YAMAHA	Q1 1'45.765	7	7 (*)	0.336	0.006
17	21 Franco MORBIDELLI	ITA	EG 0,0 Marc VDS	HONDA	Q1 1'45.969	6	6 (*)	0.540	0.204
18	17 Karel ABRAHAM	CZE	Angel Nieto Team	DUCATI	Q1 1'46.072	6	8 (*)	0.643	0.103
19	41 Aleix ESPARGARO	SPA	Aprilia Racing Team Gresini	APRILIA	Q1 1'46.183	6	7 (*)	0.754	0.111
20	89 Katsuyuki NAKASUGA	JPN	Yamalube Yamaha Factory Rac	YAMAHA	Q1 1'46.441	3	8 (*)	1.012	0.258
21	45 Scott REDDING	GBR	Aprilia Racing Team Gresini	APRILIA	Q1 1'46.571	3	5 (*)	1.142	0.130
22	10 Xavier SIMEON	BEL	Reale Avintia Racing	DUCATI	Q1 1'46.573	8	8 (*)	1.144	0.002
23	12 Thomas LUTHI	SWI	EG 0,0 Marc VDS	HONDA	Q1 1'46.817	8	8 (*)	1.388	0.244
24	50 Sylvain GUINTOLI	FRA	Team SUZUKI ECSTAR	SUZUKI	Q1 1'47.106	7	7 (*)	1.677	0.289
25	81 Jordi TORRES	SPA	Reale Avintia Racing	DUCATI	Q1 1'47.147	3	8 (*)	1.718	0.041

* Gap with the fastest rider in the Q1 session.

Pole Position:		Andrea DOVIZIOSO	1'44.590	165.2 Km/h
Q1 Best Lap:	Lap 8	Alvaro BAUTISTA	(*) 1'45.429	163.9 Km/h
Circuit Record Lap:	2014	Jorge LORENZO	1'45.350	164.0 Km/h
Circuit Best Lap:	2015	Jorge LORENZO	1'43.790	166.5 Km/h

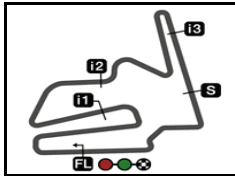
The results are provisional until the end of the limit for protest and appeals.

Time limit for protest expires 60' after publication of the results - Mr. Time:

These data/results cannot be reproduced, stored and/or transmitted in whole or in part by any manner of electronic, mechanical, photocopying, recording, broadcasting or otherwise now known or herein after developed without the previous express consent by the copyright owner, except for reproduction in daily press and regular printed publications on sale to the public within 60 days of the event related to those data/results and always provided that copyright symbol appears together as follows below.

© DORNA, 2018






4801 m.

MOTUL GRAND PRIX OF JAPAN

Qualifying Nr. 2

Classification

20

	Rider	Nation	Team	Motorcycle	Time	Lap Total	Gap	Top Speed
1	4 Andrea DOVIZIOSO	ITA	Ducati Team	DUCATI	1'44.590	7 8		309.8
2	5 Johann ZARCO	FRA	Monster Yamaha Tech 3	YAMAHA	1'44.658	7 7	0.068 0.068	304.8
3	43 Jack MILLER	AUS	Alma Pramac Racing	DUCATI	1'44.727	7 8	0.137 0.069	306.3
4	35 Cal CRUTCHLOW	GBR	LCR Honda CASTROL	HONDA	1'44.820	6 7	0.230 0.093	308.2
5	29 Andrea IANNE	ITA	Team SUZUKI ECSTAR	SUZUKI	1'44.832	8 8	0.242 0.012	305.8
6	93 Marc MARQUEZ	SPA	Repsol Honda Team	HONDA	1'44.889	7 8	0.299 0.057	306.2
7	25 Maverick VIÑALES	SPA	Movistar Yamaha MotoGP	YAMAHA	1'45.140	7 7	0.550 0.251	308.2
8	42 Alex RINS	SPA	Team SUZUKI ECSTAR	SUZUKI	1'45.225	8 8	0.635 0.085	305.2
9	46 Valentino ROSSI	ITA	Movistar Yamaha MotoGP	YAMAHA	1'45.265	3 7	0.675 0.040	306.2
10	19 Alvaro BAUTISTA	SPA	Angel Nieto Team	DUCATI	1'45.396	8 8	0.806 0.131	306.9
11	26 Dani PEDROSA	SPA	Repsol Honda Team	HONDA	1'45.519	8 8	0.929 0.123	307.8
12	30 Takaaki NAKAGAMI	JPN	LCR Honda IDEMITSU	HONDA	1'46.168	6 6	1.578 0.649	299.5

Practice condition: Dry

Air: 20°

Humidity: 60%

Ground: 29°

Fastest Lap:	Lap: 7	Andrea DOVIZIOSO	1'44.590	165.2 Km/h
Circuit Record Lap:	2014	Jorge LORENZO	1'45.350	164.0 Km/h
Circuit Best Lap:	2015	Jorge LORENZO	1'43.790	166.5 Km/h

The results are provisional until the end of the limit for protest and appeals.

Time limit for protest expires 30' after publication of the results - Time:

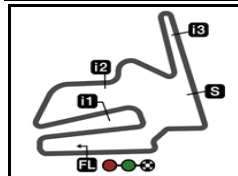
These data/results cannot be reproduced, stored and/or transmitted in whole or in part by any manner of electronic, mechanical, photocopying, recording, broadcasting or otherwise now known or herein after developed without the previous express consent by the copyright owner, except for reproduction in daily press and regular printed publications on sale to the public within 60 days of the event related to those data/results and always provided that copyright symbol appears together as follows below.

© DORNA, 2018

Official MotoGP Timing by TISSOT
www.motogp.com

Motegi, Saturday, October 20, 2018





4801 m.

MOTUL GRAND PRIX OF JAPAN

Qualifying Nr. 2

Top Speed & Average

21



Rider	Nation	Motorcycle	Top 5 speeds					Average	Top
4 Andrea DOVIZIOSO	ITA	DUCATI	309.8	309.7	309.7	308.6	307.2	309.0	309.8
25 Maverick VIÑALES	SPA	YAMAHA	308.2	307.9	307.6	307.5	307.1	307.7	308.2
35 Cal CRUTCHLOW	GBR	HONDA	308.2	307.9	307.7	307.6	306.3	307.5	308.2
26 Dani PEDROSA	SPA	HONDA	307.8	307.4	305.9	305.6	303.8	306.1	307.8
19 Alvaro BAUTISTA	SPA	DUCATI	306.9	305.7	305.2	305.0	304.4	305.4	306.9
43 Jack MILLER	AUS	DUCATI	306.3	304.0	303.0	303.0	302.8	303.8	306.3
46 Valentino ROSSI	ITA	YAMAHA	306.2	304.6	302.7	301.8	301.3	303.3	306.2
93 Marc MARQUEZ	SPA	HONDA	306.2	305.1	305.0	304.9	304.0	305.0	306.2
29 Andrea IANNONE	ITA	SUZUKI	305.8	305.7	305.0	304.2	303.7	304.9	305.8
42 Alex RINS	SPA	SUZUKI	305.2	304.4	304.3	304.1	303.6	304.3	305.2
5 Johann ZARCO	FRA	YAMAHA	304.8	304.3	303.3	303.0	301.4	303.4	304.8
30 Takaaki NAKAGAMI	JPN	HONDA	299.5	299.0	297.4	296.7	293.2	297.2	299.5

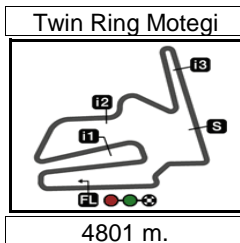
These data/results cannot be reproduced, stored and/or transmitted in whole or in part by any manner of electronic, mechanical, photocopying, recording, broadcasting or otherwise now known or herein after developed without the previous express consent by the copyright owner, except for reproduction in daily press and regular printed publications on sale to the public within 60 days of the event related to those data/results and always provided that copyright symbol appears together as follows below.

© DORNA, 2018

Official MotoGP Timing by TISSOT
www.motogp.com



Motegi, Saturday, October 20, 2018



Results and timing service provided by **TISSOT**

MotoGP™

MOTUL GRAND PRIX OF JAPAN

Qualifying Nr. 2

Chronological Analysis of Performances

22

* Lap / Sector time cancelled T1 Time from finish line to 1st intermediate T3 Time from 2nd intermed. to 3rd intermed.
P Crossing the finish line in pit lane T2 Time from 1st intermed. to 2nd intermed. T4 Time from 3rd intermediate to finish line
** Tyre data subject to further updates

Lap	Lap Time	T1	T2	T3	T4	Speed	Lap	Lap Time	T1	T2	T3	T4	Speed	
1st	4	Andrea DOVIZIOSO DUCATI ITA						8	2'29.484	27.012	58.110	33.979	30.383	283.6
Ducati Team							4th 35 Cal CRUTCHLOW HONDA GBR							
Runs=2 Total laps=8 Full laps=5							LCR Honda CASTROL							
Runs=2 Total laps=7 Full laps=4							Runs=2 Total laps=8 Full laps=5							
Run #	1	Front Tyre	Slick-Soft	Rear Tyre	Slick-Soft	New Tyre	Run #	1	Front Tyre	Slick-Medium	Rear Tyre	Slick-Soft	New Tyre	
1	2'28.172		32.632	21.595	30.096	29.068	1	2'19.450		35.965	21.900	32.133	29.291	302.7
2	1'46.759		27.464	21.135	29.399	28.761	2	1'52.373		30.566	23.521	29.537	28.749	307.9
3	1'45.120		27.160	20.498	28.965	28.497	3	1'44.909		27.071	20.421	28.980	28.437	308.2
4	1'43.357 P		28.529	21.992	30.314	22.522	4	1'43.576 P		28.597	21.555	29.738	23.686	270.9
4 Laps at start							4 Laps at start							
Run #	2	Front Tyre	Slick-Soft	Rear Tyre	Slick-Soft	New Tyre	Run #	2	Front Tyre	Slick-Medium	Rear Tyre	Slick-Soft	New Tyre	
5	2'04.522		30.338	20.826	38.425	34.933	5	1'49.705		30.639	20.947	29.504	28.615	307.6
6	1'46.075		27.757	20.614	29.164	28.540	6	1'44.820		27.070	20.303	28.936	28.511	307.7
7	1'44.590		26.995	20.319	28.926	28.350	7	1'49.120		28.909	21.249	29.717	29.245	306.3
8	1'54.718		27.168	20.415	35.357	31.778	8	1'49.120		28.909	21.249	29.717	29.245	306.3
2nd	5	Johann ZARCO YAMAHA FRA						5th 29 Andrea IANNONE SUZUKI ITA						
Monster Yamaha Tech 3							Team SUZUKI ECSTAR							
Runs=2 Total laps=7 Full laps=4							Runs=2 Total laps=8 Full laps=5							
Run #	1	Front Tyre	Slick-Soft	Rear Tyre	Slick-Soft	New Tyre	Run #	1	Front Tyre	Slick-Medium	Rear Tyre	Slick-Soft	New Tyre	
1	2'49.865		32.655	21.468	29.809	29.155	1	2'23.084		32.353	21.893	33.738	32.353	297.9
2	1'45.969		27.378	20.531	29.187	28.873	2	1'46.411		27.818	20.715	29.219	28.659	304.2
3	1'45.308		27.102	20.528	29.069	28.609	3	1'45.150		27.276	20.359	28.971	28.544	305.7
4	1'41.263 P		27.919	21.001	29.934	22.409	4	1'43.209 P		27.737	20.743	32.506	22.223	305.8
4 Laps at start							4 Laps at start							
Run #	2	Front Tyre	Slick-Soft	Rear Tyre	Slick-Soft	New Tyre	Run #	2	Front Tyre	Slick-Medium	Rear Tyre	Slick-Soft	New Tyre	
5	1'52.663		32.991	21.142	29.761	28.769	5	2'03.504		30.147	20.603	33.370	39.384	120.7
6	1'44.860		27.034	20.304	28.966	28.556	6	1'47.640		27.543	20.763	29.899	29.435	305.0
7	1'44.658		26.892	20.285	28.891	28.590	7	1'47.455		27.120	22.075	29.513	28.747	303.7
8	1'44.832		27.021	20.370	28.976	28.465	8	1'44.832		27.021	20.370	28.976	28.465	303.3
3rd	43	Jack MILLER DUCATI AUS						6th 93 Marc MARQUEZ HONDA SPA						
Alma Pramac Racing							Repsol Honda Team							
Runs=2 Total laps=8 Full laps=5							Runs=2 Total laps=8 Full laps=5							
Run #	1	Front Tyre	Slick-Soft	Rear Tyre	Slick-Soft	New Tyre	Run #	1	Front Tyre	Slick-Medium	Rear Tyre	Slick-Soft	New Tyre	
1	2'17.009		32.767	21.435	33.884	28.988	1	2'06.408		36.119	23.145	31.999	29.445	302.5
2	1'45.961		27.419	20.655	29.158	28.729	2	1'49.342		27.288	20.688	31.537	29.829	286.2
3	1'49.547		27.231	20.709	32.706	28.901	3	1'45.182		27.181	20.560	29.048	28.393	306.2
4	1'45.499		27.287	20.555	29.025	28.632	4	1'45.095		27.144	20.538	28.980	28.433	304.9
5	1'40.145 P		27.290	20.644	29.657	22.554	5	1'41.268 P		28.459	21.056	29.588	22.165	304.0
5 Laps at start							5 Laps at start							
Run #	2	Front Tyre	Slick-Soft	Rear Tyre	Slick-Soft	New Tyre	Run #	2	Front Tyre	Slick-Medium	Rear Tyre	Slick-Soft	New Tyre	
6	1'51.422		31.490	21.305	29.728	28.899	6	1'54.228		34.794	21.425	29.296	28.713	305.1
7	1'44.727		27.060	20.439	28.782	28.446	7	1'44.727		27.060	20.439	28.782	28.446	306.3

Fastest Lap: Andrea DOVIZIOSO Ducati Team ITA **1'44.590** 26.995 20.319 28.926 28.350

These data/results cannot be reproduced, stored and/or transmitted in whole or in part by any manner of electronic, mechanical, photocopying, recording, broadcasting or otherwise now known or herein after developed without the previous express consent by the copyright owner, except for reproduction in daily press and regular printed publications on sale to the public within 60 days of the event related to those data/results and always provided that copyright symbol appears together as follows below.
© DORNA, 2018



Qualifying Nr. 2

MotoGP

Lap	Lap Time	T1	T2	T3	T4	Speed	Lap	Lap Time	T1	T2	T3	T4	Speed		
7	1'44.889	27.017	20.465	28.849	28.558	305.0	4	1'48.001 P	31.436	24.218	29.949	22.398	302.9		
8	1'49.231	27.036	20.484	31.612	30.099	284.7	Run # 2						Front Tyre Slick-Soft Rear Tyre Slick-Soft		
7th 25 Maverick VIÑALES							YAMAHA		SPA		4 Laps at start				
Movistar Yamaha MotoGP							Runs=2		Total laps=7		New Tyre				
Full laps=4							Run # 1						Front Tyre Slick-Soft Rear Tyre Slick-Soft		
New Tyre							New Tyre						New Tyre		
1	2'42.245	30.775	21.279	29.770	28.746	306.9	5	2'04.119	30.243	20.885	38.255	34.736	179.4		
2	1'45.915	27.249	20.848	29.200	28.618	307.1	6	1'46.418	27.753	20.596	29.411	28.658	306.9		
3	1'45.457	27.230	20.592	29.131	28.504	307.5	7	1'45.497	27.210	20.429	29.347	28.511	305.2		
4	1'43.832 P	29.902	21.174	29.998	22.758	305.8	8	1'45.396	27.165	20.329	29.368	28.534	304.4		
11th 26 Dani PEDROSA							HONDA		SPA		Runs=2 Total laps=8 Full laps=5				
Repsol Honda Team							Run # 1						Front Tyre Slick-Medium Rear Tyre Slick-Soft		
New Tyre							New Tyre						New Tyre		
1	2'03.865	33.961	22.103	30.272	29.427	303.8	Run # 2						Front Tyre Slick-Medium Rear Tyre Slick-Soft		
2	1'49.753	27.771	20.960	30.772	30.250	218.4	4 Laps at start							New Tyre	
3	1'45.933	27.448	20.676	29.176	28.633	305.9	5	2'02.179	33.976	21.067	33.232	33.904	160.7		
4	1'41.554 P	29.124	20.945	29.400	22.085	302.5	6	1'46.694	27.733	20.775	29.485	28.701	307.8		
Run # 2							Front Tyre Slick-Medium Rear Tyre Slick-Soft						New Tyre		
New Tyre							New Tyre						New Tyre		
1	2'22.114	32.295	21.910	31.261	29.457	302.8	7	1'45.601	27.191	20.572	29.273	28.565	307.4		
2	1'46.003	27.412	20.696	29.167	28.728	304.4	8	1'45.519	27.228	20.527	29.148	28.616	305.6		
3	1'45.712	27.306	20.540	29.107	28.759	303.4	Run # 2						Front Tyre Slick-Medium Rear Tyre Slick-Soft		
4	1'45.557	27.249	20.477	29.181	28.650	305.2	4 Laps at start							New Tyre	
5	1'40.765 P	27.714	21.278	29.755	22.018	303.6	5	2'02.179	33.976	21.067	33.232	33.904	160.7		
Run # 2							Front Tyre Slick-Medium Rear Tyre Slick-Soft						New Tyre		
New Tyre							New Tyre						New Tyre		
6	1'53.462	32.512	21.376	30.229	29.345	303.0	6	1'46.694	27.733	20.775	29.485	28.701	307.8		
7	1'45.458	27.272	20.415	29.161	28.610	304.1	7	1'45.601	27.191	20.572	29.273	28.565	307.4		
8	1'45.225	27.165	20.455	29.024	28.581	304.3	8	1'45.519	27.228	20.527	29.148	28.616	305.6		
12th 30 Takaaki NAKAGAMI							HONDA		JPN		Runs=3 Total laps=6 Full laps=2				
LCR Honda IDEMITSU							Run # 1						Front Tyre Slick-Medium Rear Tyre Slick-Soft		
New Tyre							New Tyre						New Tyre		
1	2'18.704 P	34.452	22.766	32.378	23.536	258.3	Run # 2						Front Tyre Slick-Medium Rear Tyre Slick-Soft		
Run # 2							Front Tyre Slick-Medium Rear Tyre Slick-Soft						New Tyre		
New Tyre							New Tyre						New Tyre		
2	1'54.293	32.995	21.879	30.183	29.236	296.7	1 Laps at start							1 Laps at start	
3	1'46.774	27.510	20.900	29.430	28.934	299.0	2	1'54.293	32.995	21.879	30.183	29.236	296.7		
4	1'41.887 P	27.619	21.154	30.362	22.752	293.2	3	1'46.774	27.510	20.900	29.430	28.934	299.0		
Run # 3							Front Tyre Slick-Medium Rear Tyre Slick-Soft						New Tyre		
New Tyre							New Tyre						New Tyre		
5	2'03.485	32.763	23.614	37.517	29.591	297.4	4	1'41.887 P	27.619	21.154	30.362	22.752	293.2		
6	1'46.168	27.413	20.491	29.361	28.903	299.5	Run # 3						Front Tyre Slick-Medium Rear Tyre Slick-Soft		
New Tyre							New Tyre						New Tyre		

Fastest Lap: Andrea DOVIZIOSO Ducati Team ITA **1'44.590** 26.995 20.319 28.926 28.350

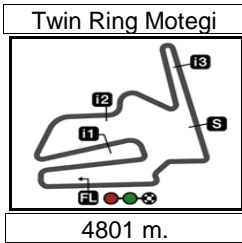
These data/results cannot be reproduced, stored and/or transmitted in whole or in part by any manner of electronic, mechanical, photocopying, recording, broadcasting or otherwise now known or herein after developed without the previous express consent by the copyright owner, except for reproduction in daily press and regular printed publications on sale to the public within 60 days of the event related to those data/results and always provided that copyright symbol appears together as follows below.
© DORNA, 2018

Official MotoGP Timing by TISSOT
www.motogp.com

Motegi, Saturday, October 20, 2018

Page 2 of 2





MOTUL GRAND PRIX OF JAPAN
Provisional Starting Grid

Race : 24 laps = 115.224 km

23



1	1 1'44.590 4 Andrea DOVIZIOSO Ducati	2 1'44.658 5 Johann ZARCO Yamaha	3 1'44.727 43 Jack MILLER Ducati
2	4 1'44.820 35 Cal CRUTCHLOW Honda	5 1'44.832 29 Andrea IANNONE Suzuki	6 1'44.889 93 Marc MARQUEZ Honda
3	7 1'45.140 25 Maverick VIÑALES Yamaha	8 1'45.225 42 Alex RINS Suzuki	9 1'45.265 46 Valentino ROSSI Yamaha
4	10 1'45.396 19 Alvaro BAUTISTA Ducati	11 1'45.519 26 Dani PEDROSA Honda	12 1'46.168 30 Takaaki NAKAGAMI Honda
5	13 1'45.722 38 Bradley SMITH KTM	14 1'45.742 44 Pol ESPARGARO KTM	15 1'45.759 9 Danilo PETRUCCI Ducati
6	16 1'45.765 55 Hafizh SYAHRIN Yamaha	17 1'45.969 21 Franco MORBIDELLI Honda	18 1'46.072 17 Karel ABRAHAM Ducati
7	19 1'46.183 41 Aleix ESPARGARO Aprilia	20 1'46.441 89 Katsuyuki NAKASUGA Yamaha	21 1'46.571 45 Scott REDDING Aprilia
8	22 1'46.573 10 Xavier SIMEON Ducati	23 1'46.817 12 Thomas LUTHI Honda	24 1'47.106 50 Sylvain GUINTOLI Suzuki

The results are provisional until the end of the limit for protest and appeals and until the ratification of the Event Management Committee.

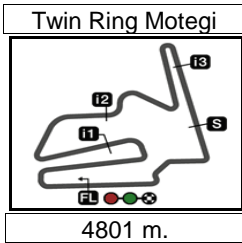
Time limit for protest expires 60' at the latest after publication of the results - Mr. Time:

These data/results cannot be reproduced, stored and/or transmitted in whole or in part by any manner of electronic, mechanical, photocopying, recording, broadcasting or otherwise now known or herein after developed without the previous express consent by the copyright owner, except for reproduction in daily press and regular printed publications on sale to the public within 60 days of the event related to those data/results and always provided that copyright symbol appears together as follows below.

© DORNA, 2018

Official MotoGP Timing by TISSOT
 www.motogp.com





Results and timing service provided by TISSOT

MotoGP™

MOTUL GRAND PRIX OF JAPAN Provisional Starting Grid

Race : 24 laps = 115.224 km

23

9

25
1'47.147
81 Jordi TORRES
Ducati

The results are provisional until the end of the limit for protest and appeals and until the ratification of the Event Management Committee.

Time limit for protest expires 60' at the latest after publication of the results - Mr. Time:

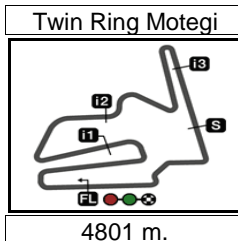
These data/results cannot be reproduced, stored and/or transmitted in whole or in part by any manner of electronic, mechanical, photocopying, recording, broadcasting or otherwise now known or herein after developed without the previous express consent by the copyright owner, except for reproduction in daily press and regular printed publications on sale to the public within 60 days of the event related to those data/results and always provided that copyright symbol appears together as follows below.

© DORNA, 2018

Official MotoGP Timing by TISSOT
www.motogp.com

Motegi, Saturday, October 20, 2018





Results and timing service provided by TISSOT

MotoGP™

MOTUL GRAND PRIX OF JAPAN

BMW M Award - Best Qualifier MotoGP 2018

24

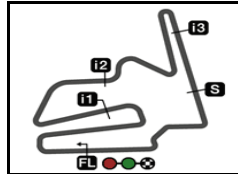
Rider	Nation	Points	QAT	ARG	AME	SPA	FRA	ITA	CAT	NED	GER	CZE	AUT	GBR	RSM	ARA	THA	JPN	AUS	MAL	VAL
1 MARQUEZ Marc	SPA	280	20	10	25	11	20	10	20	25	25	16	25	11	11	16	25	10			
2 DOVIZIOSO Andrea	ITA	234	11	8	8	8	11	9	16	13	11	25	20	20	13	20	16	25			
3 LORENZO Jorge	SPA	213	7	2	10	13	10	20	25	6	16	13	16	25	25	25	-	-			
4 ZARCO Johann	FRA	192	25	16	13	16	25	7	8	8	2	9	10	16	7	2	8	20			
5 CRUTCHLOW Cal	GBR	181	13	6	9	25	3	8	6	20	9	11	11	13	10	13	11	13			
6 ROSSI Valentino	ITA	159	8	5	11	6	7	25	9	16	10	20	2	4	9	-	20	7			
7 VIÑALES Maverick	SPA	153	4	7	20	5	8	16	13	10	13	4	5	5	16	5	13	9			
8 PETRUCCI Danilo	ITA	149	16	-	6	7	16	11	10	5	20	10	13	10	8	9	7	1			
9 IANNONE Andrea	ITA	146	5	4	16	9	13	13	11	7	8	8	8	9	3	11	10	11			
10 PEDROSA Dani	SPA	115	9	20	7	20	6	-	5	-	6	6	7	-	5	10	9	5			
11 MILLER Jack	AUS	108	6	25	-	4	9	5	3	-	1	-	-	7	20	6	6	16			
12 RINS Alex	SPA	105	10	11	5	10	1	6	1	11	5	7	6	6	6	7	5	8			
13 RABAT Tito	SPA	46	-	13	2	-	5	3	7	2	-	5	9	-	-	-	-	-			
14 BAUTISTA Alvaro	SPA	37	-	-	-	-	-	-	-	4	7	2	4	-	2	8	4	6			
15 ESPARGARO Aleix	SPA	34	3	9	-	3	4	-	-	9	3	-	1	-	1	1	-	-			
16 NAKAGAMI Takaaki	JPN	26	-	-	3	2	-	-	4	3	4	-	-	-	-	4	2	4			
17 MORBIDELLI Franco	ITA	23	2	-	-	1	-	4	-	-	-	3	-	3	4	3	3	-			
18 SMITH Bradley	GBR	17	-	-	1	-	-	-	-	-	-	1	3	8	-	-	1	3			
19 SYAHRIN Hafizh	MAL	8	1	-	-	-	2	2	2	1	-	-	-	-	-	-	-	-			
20 ESPARGARO Pol	SPA	7	-	-	4	-	-	1	-	-	-	-	-	-	-	-	-	2			
21 ABRAHAM Karel	CZE	3	-	3	-	-	-	-	-	-	-	-	-	-	-	-	-	-			
22 REDDING Scott	GBR	3	-	1	-	-	-	-	-	-	-	-	-	2	-	-	-	-			
23 LUTHI Thomas	SWI	1	-	-	-	-	-	-	-	-	-	-	-	1	-	-	-	-			

These data/results cannot be reproduced, stored and/or transmitted in whole or in part by any manner of electronic, mechanical, photocopying, recording, broadcasting or otherwise now known or herein after developed without the previous express consent by the copyright owner, except for reproduction in daily press and regular printed publications on sale to the public within 60 days of the event related to those data/results and always provided that copyright symbol appears together as follows below.
© DORNA, 2018

Official MotoGP Timing by TISSOT
www.motogp.com



Motegi, Saturday, October 20, 2018



4801 m.

MOTUL GRAND PRIX OF JAPAN

After the Qualifying Nr. 2

Event Best Maximum Speed



Rider	Nation Team	Motorcycle	Km/h	
4 Andrea DOVIZIOSO	ITA Ducati Team	DUCATI	311.4	Free Practice Nr. 4
93 Marc MARQUEZ	SPA Repsol Honda Team	HONDA	309.4	Free Practice Nr. 3
9 Danilo PETRUCCI	ITA Alma Pramac Racing	DUCATI	308.6	Free Practice Nr. 1
25 Maverick VIÑALES	SPA Movistar Yamaha MotoGP	YAMAHA	308.6	Free Practice Nr. 3
35 Cal CRUTCHLOW	GBR LCR Honda CASTROL	HONDA	308.6	Free Practice Nr. 1
19 Alvaro BAUTISTA	SPA Angel Nieto Team	DUCATI	308.3	Free Practice Nr. 1
26 Dani PEDROSA	SPA Repsol Honda Team	HONDA	307.8	Qualifying Nr. 2
89 Katsuyuki NAKASUGA	JPN Yamalube Yamaha Factory Rac	YAMAHA	306.9	Free Practice Nr. 1
50 Sylvain GUINTOLI	FRA Team SUZUKI ECSTAR	SUZUKI	306.8	Free Practice Nr. 1
44 Po ESPARGARO	SPA Red Bull KTM Factory Racing	KTM	306.7	Free Practice Nr. 3
43 Jack MILLER	AUS Alma Pramac Racing	DUCATI	306.3	Qualifying Nr. 2
46 Valentino ROSSI	ITA Movistar Yamaha MotoGP	YAMAHA	306.2	Qualifying Nr. 2
29 Andrea IANNONE	ITA Team SUZUKI ECSTAR	SUZUKI	305.8	Qualifying Nr. 2
81 Jordi TORRES	SPA Reale Avintia Racing	DUCATI	305.6	Qualifying Nr. 1
42 Alex RINS	SPA Team SUZUKI ECSTAR	SUZUKI	305.5	Free Practice Nr. 4
55 Hafizh SYAHRIN	MAL Monster Yamaha Tech 3	YAMAHA	305.2	Qualifying Nr. 1
5 Johann ZARCO	FRA Monster Yamaha Tech 3	YAMAHA	304.8	Qualifying Nr. 2
41 Aleix ESPARGARO	SPA Aprilia Racing Team Gresini	APRILIA	304.8	Free Practice Nr. 3
17 Karel ABRAHAM	CZE Angel Nieto Team	DUCATI	304.3	Free Practice Nr. 1
45 Scott REDDING	GBR Aprilia Racing Team Gresini	APRILIA	303.8	Free Practice Nr. 4
30 Takaaki NAKAGAMI	JPN LCR Honda IDEMITSU	HONDA	302.9	Free Practice Nr. 1
12 Thomas LUTHI	SWI EG 0,0 Marc VDS	HONDA	302.8	Free Practice Nr. 1
21 Franco MORBIDELLI	ITA EG 0,0 Marc VDS	HONDA	302.0	Free Practice Nr. 3
38 Bradley SMITH	GBR Red Bull KTM Factory Racing	KTM	300.7	Free Practice Nr. 1
10 Xavier SIMEON	BEL Reale Avintia Racing	DUCATI	300.2	Free Practice Nr. 1
99 Jorge LORENZO	SPA Ducati Team	DUCATI	254.8	Free Practice Nr. 1

These data/results cannot be reproduced, stored and/or transmitted in whole or in part by any manner of electronic, mechanical, photocopying, recording, broadcasting or otherwise now known or herein after developed without the previous express consent by the copyright owner, except for reproduction in daily press and regular printed publications on sale to the public within 60 days of the event related to those data/results and always provided that copyright symbol appears together as follows below.


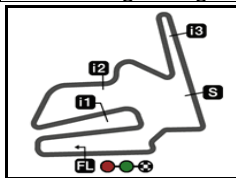
© DORNA, 2018

Official MotoGP Timing by TISSOT
www.motogp.com

Motegi, Saturday, October 20, 2018



Twin Ring Motegi

Results and timing service provided by  TISSOT

4801 m.

MOTUL GRAND PRIX OF JAPAN

Qualifying Nr. 2

Best Partial Times

MotoGP™

IT Ideal Lap Time, sum of the best partial times

BT Best Lap Time

T1		T2		T3		T4				IT		BT	
Pos	Rider	Time	Rider	Time	Rider	Time	Rider	Time	Pos	Rider	IT	BT	
1	J.ZARCO	26.892	J.ZARCO	20.285	J.MILLER	28.782	A.DOVIZIOSO	28.350	1	A.DOVIZIOSO	1'44.590	1'44.590	(1)
2	A.DOVIZIOSO	26.995	C.CRUTCHLOW	20.303	M.MARQUEZ	28.849	M.MARQUEZ	28.393	2	J.ZARCO	1'44.624	1'44.658	(2)
3	J.MILLER	27.012	M.VIÑALES	20.306	J.ZARCO	28.891	C.CRUTCHLOW	28.437	3	J.MILLER	1'44.679	1'44.727	(3)
4	M.MARQUEZ	27.017	A.DOVIZIOSO	20.319	A.DOVIZIOSO	28.926	J.MILLER	28.446	4	M.MARQUEZ	1'44.724	1'44.889	(6)
5	A.IANNONE	27.021	A.BAUTISTA	20.329	C.CRUTCHLOW	28.936	A.IANNONE	28.465	5	C.CRUTCHLOW	1'44.746	1'44.820	(4)
6	C.CRUTCHLOW	27.070	A.IANNONE	20.359	A.IANNONE	28.971	M.VIÑALES	28.504	6	A.IANNONE	1'44.816	1'44.832	(5)
7	A.BAUTISTA	27.165	A.RINS	20.415	V.ROSSI	29.011	A.BAUTISTA	28.511	7	M.VIÑALES	1'45.101	1'45.140	(7)
8	A.RINS	27.165	J.MILLER	20.439	A.RINS	29.024	V.ROSSI	28.511	8	A.BAUTISTA	1'45.157	1'45.396	(10)
9	M.VIÑALES	27.178	M.MARQUEZ	20.465	M.VIÑALES	29.113	J.ZARCO	28.556	9	A.RINS	1'45.185	1'45.225	(8)
10	D.PEDROSA	27.191	T.NAKAGAMI	20.491	D.PEDROSA	29.148	D.PEDROSA	28.565	10	V.ROSSI	1'45.265	1'45.265	(9)
11	V.ROSSI	27.233	V.ROSSI	20.510	A.BAUTISTA	29.152	A.RINS	28.581	11	D.PEDROSA	1'45.431	1'45.519	(11)
12	T.NAKAGAMI	27.413	D.PEDROSA	20.527	T.NAKAGAMI	29.361	T.NAKAGAMI	28.903	12	T.NAKAGAMI	1'46.168	1'46.168	(12)

These data/results cannot be reproduced, stored and/or transmitted in whole or in part by any manner of electronic, mechanical, photocopying, recording, broadcasting or otherwise now known or herein after developed without the previous express consent by the copyright owner, except for reproduction in daily press and regular printed publications on sale to the public within 60 days of the event related to those data/results and always provided that copyright symbol appears together as follows below.


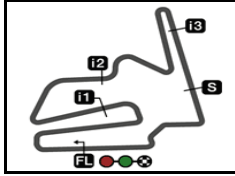
© DORNA, 2018

Official MotoGP Timing by TISSOT

www.motogp.com




Twin Ring Motegi

Results and timing service provided by **MotoGP™**

4801 m.

MOTUL GRAND PRIX OF JAPAN**Qualifying Nr. 2****Fastest Laps Sequence**

<i>Practice Time</i>	 <i>Rider</i>	<i>Nation</i>	<i>Motorcycle</i>	<i>Time</i>	<i>Km/h</i>	<i>Rider's Lap</i>
3'53.618	26 Dani PEDROSA	SPA	HONDA	1'49.753	157.4	2
3'55.750	93 Marc MARQUEZ	SPA	HONDA	1'49.342	158.0	2
4'02.970	43 Jack MILLER	AUS	DUCATI	1'45.961	163.1	2
4'10.234	46 Valentino ROSSI	ITA	YAMAHA	1'45.804	163.3	2
5'40.932	93 Marc MARQUEZ	SPA	HONDA	1'45.182	164.3	3
5'54.645	29 Andrea IANNONE	ITA	SUZUKI	1'45.150	164.3	3
5'56.732	35 Cal CRUTCHLOW	GBR	HONDA	1'44.909	164.7	3
13'53.559	93 Marc MARQUEZ	SPA	HONDA	1'44.889	164.7	7
13'57.100	5 Johann ZARCO	FRA	YAMAHA	1'44.860	164.8	6
13'57.952	43 Jack MILLER	AUS	DUCATI	1'44.727	165.0	7
14'41.924	4 Andrea DOVIZIOSO	ITA	DUCATI	1'44.590	165.2	7

These data/results cannot be reproduced, stored and/or transmitted in whole or in part by any manner of electronic, mechanical, photocopying, recording, broadcasting or otherwise now known or herein after developed without the previous express consent by the copyright owner, except for reproduction in daily press and regular printed publications on sale to the public within 60 days of the event related to those data/results and always provided that copyright symbol appears together as follows below.

© DORNA, 2018

Official MotoGP Timing by **TISSOT**
www.motogp.com

Motegi, Saturday, October 20, 2018