

5543 m.

# SHELL MALAYSIA MOTORCYCLE GRAND PRIX

## Free Practice Nr. 2

### Classification

6

		Rider	Nation	Team	Motorcycle	Time	Lap Total	Gap	Top Speed
1	73	Alex MARQUEZ	SPA	EG 0,0 Marc VDS	KALEX	<b>2'06.928</b>	13 13		<b>263.9</b>
2	20	Fabio QUARTARARO	FRA	MB Conveyors - Speed Up	SPEED UP	<b>2'06.958</b>	17 17	0.030 0.030	<b>262.7</b>
3	10	Luca MARINI	ITA	SKY Racing Team VR46	KALEX	<b>2'07.089</b>	13 13	0.161 0.131	<b>267.2</b>
4	42	Francesco BAGNAIA	ITA	SKY Racing Team VR46	KALEX	<b>2'07.106</b>	11 12	0.178 0.017	<b>263.6</b>
5	54	Mattia PASINI	ITA	Italtrans Racing Team	KALEX	<b>2'07.107</b>	4 13	0.179 0.001	<b>266.7</b>
6	22	Sam LOWES	GBR	Swiss Innovative Investors	KTM	<b>2'07.315</b>	12 16	0.387 0.208	<b>260.5</b>
7	44	Miguel OLIVEIRA	POR	Red Bull KTM Ajo	KTM	<b>2'07.551</b>	11 11	0.623 0.236	<b>262.6</b>
8	7	Lorenzo BALDASSARRI	ITA	Pons HP40	KALEX	<b>2'07.605</b>	12 13	0.677 0.054	<b>267.0</b>
9	87	Remy GARDNER	AUS	Tech 3 Racing	TECH 3	<b>2'07.644</b>	15 15	0.716 0.039	<b>262.0</b>
10	41	Brad BINDER	RSA	Red Bull KTM Ajo	KTM	<b>2'07.685</b>	10 11	0.757 0.041	<b>263.1</b>
11	40	Augusto FERNANDEZ	SPA	Pons HP40	KALEX	<b>2'07.797</b>	13 14	0.869 0.112	<b>264.9</b>
12	9	Jorge NAVARRO	SPA	Federal Oil Gresini Moto2	KALEX	<b>2'07.808</b>	15 15	0.880 0.011	<b>263.8</b>
13	23	Marcel SCHROTTER	GER	Dynavolt Intact GP	KALEX	<b>2'07.819</b>	13 15	0.891 0.011	<b>263.7</b>
14	45	Tetsuta NAGASHIMA	JPN	IDEMITSU Honda Team Asia	KALEX	<b>2'07.991</b>	11 14	1.063 0.172	<b>264.0</b>
15	27	Iker LECUONA	SPA	Swiss Innovative Investors	KTM	<b>2'08.128</b>	11 15	1.200 0.137	<b>266.2</b>
16	16	Joe ROBERTS	USA	NTS RW Racing GP	NTS	<b>2'08.171</b>	12 16	1.243 0.043	<b>258.5</b>
17	5	Andrea LOCATELLI	ITA	Italtrans Racing Team	KALEX	<b>2'08.237</b>	14 14	1.309 0.066	<b>262.5</b>
18	97	Xavi VIERGE	SPA	Dynavolt Intact GP	KALEX	<b>2'08.250</b>	15 15	1.322 0.013	<b>263.8</b>
19	2	Jesko RAFFIN	SWI	SAG Team	KALEX	<b>2'08.632</b>	11 11	1.704 0.382	<b>261.1</b>
20	24	Simone CORSI	ITA	Tasca Racing Scuderia Moto2	KALEX	<b>2'08.663</b>	13 15	1.735 0.031	<b>260.6</b>
21	36	Joan MIR	SPA	EG 0,0 Marc VDS	KALEX	<b>2'08.732</b>	9 12	1.804 0.069	<b>262.3</b>
22	4	Steven ODENDAAL	RSA	NTS RW Racing GP	NTS	<b>2'08.826</b>	17 17	1.898 0.094	<b>261.8</b>
23	66	Niki TUULI	FIN	Petronas Sprinta Racing	KALEX	<b>2'09.013</b>	11 13	2.085 0.187	<b>259.8</b>
24	57	Edgar PONS	SPA	MB Conveyors - Speed Up	SPEED UP	<b>2'09.120</b>	14 16	2.192 0.107	<b>261.5</b>
25	89	Khairul Idham PAWI	MAL	IDEMITSU Honda Team Asia	KALEX	<b>2'09.184</b>	15 15	2.256 0.064	<b>264.7</b>
26	77	Dominique AEGERTER	SWI	Kiefer Racing	KTM	<b>2'09.507</b>	5 10	2.579 0.323	<b>265.4</b>
27	95	Jules DANILO	FRA	Nashi Argan SAG Team	KALEX	<b>2'09.538</b>	12 12	2.610 0.031	<b>262.7</b>
28	30	Dimas EKKY PRATAMA	INA	Tech 3 Racing	TECH 3	<b>2'09.665</b>	12 14	2.737 0.127	<b>259.8</b>
29	32	Isaac VIÑALES	SPA	Forward Racing Team	SUTER	<b>2'10.949</b>	9 13	4.021 1.284	<b>258.0</b>
30	21	Federico FULIGNI	ITA	Tasca Racing Scuderia Moto2	KALEX	<b>2'11.055</b>	14 15	4.127 0.106	<b>260.9</b>
31	18	Xavi CARDELUS	AND	Marinelli Snipers Team	KALEX	<b>2'12.217</b>	12 14	5.289 1.162	<b>262.0</b>
32	50	Rafid Topan SUCIPTO	INA	Forward Racing Team	SUTER	<b>2'13.167</b>	5 14	6.239 0.950	<b>256.9</b>

Practice condition: Dry

Air: 32°

Humidity: 67%

Ground: 37°

<b>Fastest Lap:</b>	Lap: 13	<b>Alex MARQUEZ</b>	<b>2'06.928</b>	157.2 Km/h
<b>Circuit Record Lap:</b>	2017	<b>Miguel OLIVEIRA</b>	<b>2'06.952</b>	157.1 Km/h
<b>Circuit Best Lap:</b>	2015	<b>Thomas LUTHI</b>	<b>2'06.383</b>	157.8 Km/h

The results are provisional until the end of the limit for protest and appeals.

Time limit for protest expires 30' after publication of the results - ..... Time: .....

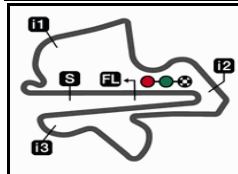
These data/results cannot be reproduced, stored and/or transmitted in whole or in part by any manner of electronic, mechanical, photocopying, recording, broadcasting or otherwise now known or herein after developed without the previous express consent by the copyright owner, except for reproduction in daily press and regular printed publications on sale to the public within 60 days of the event related to those data/results and always provided that copyright symbol appears together as follows below.

© DORNA, 2018

Official MotoGP Timing by TISSOT  
www.motogp.com

Sepang, Friday, November 02, 2018






5543 m.

## SHELL MALAYSIA MOTORCYCLE GRAND PRIX

## Free Practice Nr. 2

## Combined Free Practice Times

7

	Rider	Nation	Team	MOTORCYCLE	FP1	FP2	Gap
1	73 A.MARQUEZ	SPA	EG 0,0 Marc VDS	KALEX	2'08.351 15	<b>2'06.928</b> 13	
2	20 F.QUARTARARO	FRA	MB Conveyors - Speed Up	SPEED UP	2'09.307 17	<b>2'06.958</b> 17	0.030 0.030
3	10 L.MARINI	ITA	SKY Racing Team VR46	KALEX	2'08.666 17	<b>2'07.089</b> 13	0.161 0.131
4	42 F.BAGNAIA	ITA	SKY Racing Team VR46	KALEX	2'08.575 15	<b>2'07.106</b> 11	0.178 0.017
5	54 M.PASINI	ITA	Italtrans Racing Team	KALEX	2'08.565 15	<b>2'07.107</b> 4	0.179 0.001
6	22 S.LOWES	GBR	Swiss Innovative Investors	KTM	2'09.376 15	<b>2'07.315</b> 12	0.387 0.208
7	44 M.OLIVEIRA	POR	Red Bull KTM Ajo	KTM	2'09.267 16	<b>2'07.551</b> 11	0.623 0.236
8	7 L.BALDASSARRI	ITA	Pons HP40	KALEX	2'08.754 17	<b>2'07.605</b> 12	0.677 0.054
9	87 R.GARDNER	AUS	Tech 3 Racing	TECH 3	2'08.918 18	<b>2'07.644</b> 15	0.716 0.039
10	41 B.BINDER	RSA	Red Bull KTM Ajo	KTM	2'09.780 15	<b>2'07.685</b> 10	0.757 0.041
11	40 A.FERNANDEZ	SPA	Pons HP40	KALEX	2'09.094 11	<b>2'07.797</b> 13	0.869 0.112
12	9 J.NAVARRO	SPA	Federal Oil Gresini Moto2	KALEX	2'09.508 16	<b>2'07.808</b> 15	0.880 0.011
13	23 M.SCHROTTER	GER	Dynavolt Intact GP	KALEX	2'09.303 7	<b>2'07.819</b> 13	0.891 0.011
14	45 T.NAGASHIMA	JPN	IDEMITSU Honda Team Asia	KALEX	2'08.996 13	<b>2'07.991</b> 11	1.063 0.172
15	27 I.LECUONA	SPA	Swiss Innovative Investors	KTM	2'08.724 15	<b>2'08.128</b> 11	1.200 0.137
16	16 J.ROBERTS	USA	NTS RW Racing GP	NTS	2'11.309 17	<b>2'08.171</b> 12	1.243 0.043
17	5 A.LOCATELLI	ITA	Italtrans Racing Team	KALEX	2'10.542 14	<b>2'08.237</b> 14	1.309 0.066
18	97 X.VIERGE	SPA	Dynavolt Intact GP	KALEX	2'10.419 10	<b>2'08.250</b> 15	1.322 0.013
19	2 J.RAFFIN	SWI	SAG Team	KALEX	2'09.227 14	<b>2'08.632</b> 11	1.704 0.382
20	24 S.CORSI	ITA	Tasca Racing Scuderia Moto2	KALEX	2'10.849 14	<b>2'08.663</b> 13	1.735 0.031
21	36 J.MIR	SPA	EG 0,0 Marc VDS	KALEX	2'09.745 15	<b>2'08.732</b> 9	1.804 0.069
22	4 S.ODENDAAL	RSA	NTS RW Racing GP	NTS	2'10.357 14	<b>2'08.826</b> 17	1.898 0.094
23	66 N.TUULI	FIN	Petronas Sprinta Racing	KALEX	2'10.759 16	<b>2'09.013</b> 11	2.085 0.187
24	57 E.PONS	SPA	MB Conveyors - Speed Up	SPEED UP	2'11.251 17	<b>2'09.120</b> 14	2.192 0.107
25	89 K.PAWI	MAL	IDEMITSU Honda Team Asia	KALEX	2'09.831 15	<b>2'09.184</b> 15	2.256 0.064
26	77 D.AEGERTER	SWI	Kiefer Racing	KTM	2'09.743 15	<b>2'09.507</b> 5	2.579 0.323
27	95 J.DANILO	FRA	Nashi Argan SAG Team	KALEX	2'11.190 16	<b>2'09.538</b> 12	2.610 0.031
28	30 D.EKKY PRATAM	INA	Tech 3 Racing	TECH 3	2'11.598 16	<b>2'09.665</b> 12	2.737 0.127
29	32 I.VIÑALES	SPA	Forward Racing Team	SUTER	2'11.542 15	<b>2'10.949</b> 9	4.021 1.284
30	21 F.FULIGNI	ITA	Tasca Racing Scuderia Moto2	KALEX	2'13.886 13	<b>2'11.055</b> 14	4.127 0.106
31	18 X.CARDELUS	AND	Marinelli Snipers Team	KALEX	2'13.784 15	<b>2'12.217</b> 12	5.289 1.162
32	50 R.SUCIPTO	INA	Forward Racing Team	SUTER	2'15.654 15	<b>2'13.167</b> 5	6.239 0.950

<b>Pole Position Record:</b>	2015	<b>Thomas LUTHI</b>	<b>2'06.383</b>	157.8 Km/h
<b>Circuit Record Lap:</b>	2017	<b>Miguel OLIVEIRA</b>	<b>2'06.952</b>	157.1 Km/h
<b>Circuit Best Lap:</b>	2015	<b>Thomas LUTHI</b>	<b>2'06.383</b>	157.8 Km/h

The results are provisional until the end of the limit for protest and appeals.

Time limit for protest expires 60' after publication of the results - Mr. .... Time: .....

These data/results cannot be reproduced, stored and/or transmitted in whole or in part by any manner of electronic, mechanical, photocopying, recording, broadcasting or otherwise now known or herein after developed without the previous express consent by the copyright owner, except for reproduction in daily press and regular printed publications on sale to the public within 60 days of the event related to those data/results and always provided that copyright symbol appears together as follows below.

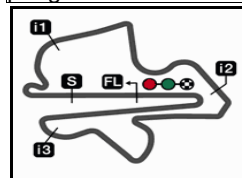
© DORNA, 2018

Official MotoGP Timing by TISSOT

www.motogp.com

Sepang, Friday, November 02, 2018






5543 m.

## SHELL MALAYSIA MOTORCYCLE GRAND PRIX

## Free Practice Nr. 2

## Top Speed &amp; Average

8

	Rider	Nation	Motorcycle	Top 5 speeds					Average	Top
10	Luca MARINI	ITA	KALEX	267.2	265.6	264.2	263.9	263.8	264.9	267.2
7	Lorenzo BALDASSARRI	ITA	KALEX	267.0	263.9	263.3	263.0	262.1	263.9	267.0
54	Mattia PASINI	ITA	KALEX	266.7	265.8	265.6	265.4	265.3	265.8	266.7
27	Iker LECUONA	SPA	KTM	266.2	262.5	262.5	262.3	262.3	263.2	266.2
77	Dominique AEGERTER	SWI	KTM	265.4	263.4	261.5	260.5	259.9	262.1	265.4
40	Augusto FERNANDEZ	SPA	KALEX	264.9	264.0	263.5	263.0	263.0	263.7	264.9
89	Khairul Idham PAWI	MAL	KALEX	264.7	264.5	264.2	263.5	263.3	264.0	264.7
45	Tetsuta NAGASHIMA	JPN	KALEX	264.0	263.9	263.7	263.7	262.6	263.6	264.0
73	Alex MARQUEZ	SPA	KALEX	263.9	263.3	263.2	263.1	263.0	263.2	263.9
9	Jorge NAVARRO	SPA	KALEX	263.8	263.4	263.0	261.8	261.7	262.7	263.8
97	Xavi VIERGE	SPA	KALEX	263.8	263.4	262.8	262.7	262.6	263.1	263.8
23	Marcel SCHROTTER	GER	KALEX	263.7	263.0	262.6	262.3	262.2	262.8	263.7
42	Francesco BAGNAIA	ITA	KALEX	263.6	263.5	263.0	263.0	262.9	263.2	263.6
41	Brad BINDER	RSA	KTM	263.1	263.0	262.9	262.0	260.8	262.4	263.1
95	Jules DANILO	FRA	KALEX	262.7	262.4	262.1	261.8	260.8	262.0	262.7
20	Fabio QUARTARARO	FRA	SPEED UP	262.7	262.4	262.4	261.9	261.9	262.3	262.7
44	Miguel OLIVEIRA	POR	KTM	262.6	262.5	262.1	261.8	261.8	262.1	262.6
5	Andrea LOCATELLI	ITA	KALEX	262.5	262.4	262.1	261.6	261.5	262.0	262.5
36	Joan MIR	SPA	KALEX	262.3	262.0	261.9	261.8	261.2	261.8	262.3
18	Xavi CARDELUS	AND	KALEX	262.0	261.6	260.0	259.6	259.3	260.5	262.0
87	Remy GARDNER	AUS	TECH 3	262.0	260.8	260.4	260.0	260.0	260.6	262.0
4	Steven ODENDAAL	RSA	NTS	261.8	261.7	261.4	261.3	261.1	261.5	261.8
57	Edgar PONS	SPA	SPEED UP	261.5	260.6	260.6	260.2	260.0	260.6	261.5
2	Jesko RAFFIN	SWI	KALEX	261.1	260.1	260.0	259.9	259.0	260.0	261.1
21	Federico FULIGNI	ITA	KALEX	260.9	259.5	258.9	258.7	258.5	259.3	260.9
24	Simone CORSI	ITA	KALEX	260.6	260.1	259.9	259.8	259.7	260.0	260.6
22	Sam LOWES	GBR	KTM	260.5	259.0	259.0	258.4	258.3	259.0	260.5
30	Dimas EKKY PRATAMA	INA	TECH 3	259.8	257.8	257.6	257.0	256.8	257.8	259.8
66	Niki TUULI	FIN	KALEX	259.8	259.8	259.5	259.4	259.3	259.6	259.8
16	Joe ROBERTS	USA	NTS	258.5	258.3	258.2	257.8	257.8	258.1	258.5
32	Isaac VIÑALES	SPA	SUTER	258.0	257.0	256.5	256.5	255.0	256.6	258.0
50	Rafid Topan SUCIPTO	INA	SUTER	256.9	256.9	255.6	254.0	253.9	255.5	256.9

These data/results cannot be reproduced, stored and/or transmitted in whole or in part by any manner of electronic, mechanical, photocopying, recording, broadcasting or otherwise now known or herein after developed without the previous express consent by the copyright owner, except for reproduction in daily press and regular printed publications on sale to the public within 60 days of the event related to those data/results and always provided that copyright symbol appears together as follows below.

© DORNA, 2018

Official MotoGP Timing by TISSOT  
www.motogp.com



Sepang, Friday, November 02, 2018



# SHELL MALAYSIA MOTORCYCLE GRAND PRIX

## Free Practice Nr. 2

### Chronological Analysis of Performances

9

\* Lap / Sector time cancelled      T1 Time from finish line to 1st intermediate      T3 Time from 2nd intermed. to 3rd intermed.  
P Crossing the finish line in pit lane      T2 Time from 1st intermed. to 2nd intermed.      T4 Time from 3rd intermediate to finish line

Lap	Lap Time	T1	T2	T3	T4	Speed	Lap	Lap Time	T1	T2	T3	T4	Speed					
<b>1st 73 Alex MARQUEZ</b> EG 0,0 Marc VDS SPA							<b>4th 42 Francesco BAGNAI</b> SKY Racing Team VR ITA											
Runs=3			Total laps=13				Full laps=8			Runs=3			Total laps=12				Full laps=8	
1	2'50.009	29.306	35.550	47.444	39.013		1	2'37.232 P	29.801	34.904	46.122	44.889						
2	1'22.504 P	30.518				254.2	2	17'19.614	27.492	33.986	47.689	37.295						
3	17'38.829	29.827	30.964	43.210	38.903		3	2'16.018	28.133	31.320	41.891	34.674	261.5					
4	2'12.423	27.577	29.421	40.622	34.803	263.0	4	2'09.039	26.909	29.217	39.365	33.548	262.9					
5	2'09.521	27.059	29.337	39.272	33.853	263.3	5	2'08.180	26.786	28.978	39.039	33.377	263.0					
6	2'08.792	26.753	29.099	39.293	33.647	263.0	6	2'08.017	26.676	28.883	39.057	33.401	263.6					
7	2'08.682	26.690	29.059	39.122	33.811	262.9	7	2'23.474 P	26.644	28.841	45.610	42.379	263.5					
8	2'08.652	26.872	29.078	39.195	33.507	263.1	8	7'03.237	59.175	32.123	39.994	33.884						
9	2'08.142	26.672	28.899	39.098	33.473	263.2	9	2'07.953	26.721	28.875	39.017	33.340	260.3					
10	1'13.746 P	27.796				262.5	10	2'07.477	26.627	28.760	38.668	33.422	262.0					
11	5'29.997	27.087	29.967	39.975	33.711		11	2'07.106	26.548	28.741	38.557	33.260	262.3					
12	2'07.189	26.559	28.796	38.604	33.230	263.0	12	2'07.140	26.559	28.752	38.467	33.362	263.0					
13	2'06.928	26.460	28.785	38.505	33.178	263.9												
<b>2nd 20 Fabio QUARTARAR</b> MB Conveyors - Spee FRA							<b>5th 54 Mattia PASINI</b> Italtrans Racing Team ITA											
Runs=3			Total laps=17				Full laps=13			Runs=3			Total laps=13				Full laps=9	
1	2'37.178 P	30.968	35.030	45.681	45.811		1	4'12.684 P	30.866									
2	7'28.305	26.881	31.966	43.879	36.177		2	14'43.340	26.186	30.901	41.272	34.313						
3	2'15.375	28.197	30.314	41.530	35.334	257.1	3	2'07.601	26.655	28.823	38.760	33.363	264.3					
4	2'12.670	27.454	29.900	40.721	34.595	258.5	4	2'07.107	26.285	28.745	38.687	33.390	265.6					
5	2'10.984	27.427	29.457	40.130	33.970	260.1	5	2'07.951	26.798	28.760	38.784	33.609	264.1					
6	2'10.037	27.020	29.349	39.869	33.799	259.7	6	2'07.519	26.466	28.897	38.760	33.396	265.8					
7	2'09.050	26.821	29.109	39.395	33.725	260.9	7	2'17.593 P	26.467	29.032	39.089	43.005	264.9					
8	2'08.459	26.875	28.853	39.093	33.638	261.7	8	6'17.228	24.837	29.408	40.013	34.081						
9	2'09.040	27.158	28.959	39.227	33.696	261.9	9	2'08.423	26.656	29.045	39.253	33.469	262.4					
10	2'08.199	26.717	28.922	38.962	33.598	262.4	10	2'07.976	26.517	28.947	39.043	33.469	264.8					
11	2'08.322	26.601	28.952	39.053	33.716	262.4	11	2'08.074	26.464	28.958	39.067	33.585	265.4					
12	1'14.034 P	28.768				259.9	12	2'07.954	26.538	28.943	39.052	33.421	266.7					
13	6'18.603	28.561	30.059	40.335	38.789		13	2'08.334	26.662	29.068	39.062	33.542	265.3					
14	2'08.266	26.817	29.253	38.799	33.397	262.7												
15	2'07.117	26.427	28.761	38.572	33.357	260.9												
16	2'07.234	26.360	28.710	38.678	33.486	261.8												
17	2'06.958	26.436	28.717	38.539	33.266	261.9												
<b>3rd 10 Luca MARINI</b> SKY Racing Team VR ITA							<b>6th 22 Sam LOWES</b> Swiss Innovative Inve GBR											
Runs=3			Total laps=13				Full laps=9			Runs=3			Total laps=16				Full laps=11	
1	2'37.197 P	28.847	34.926	46.055	44.684		1	2'50.488	29.027	35.874	54.106	38.056						
2	17'20.618	26.688	32.163	43.384	42.737		2	2'24.469	29.723	33.514	44.294	36.938	250.5					
3	2'16.182	27.684	31.400	42.090	35.008	261.8	3	1'19.465 P	29.416				251.8					
4	2'09.592	27.097	29.061	39.384	34.050	263.6	4	8'34.051	34.266	33.226	42.607	35.003						
5	2'08.309	26.777	28.901	39.021	33.610	263.2	5	2'10.843	27.514	29.652	39.820	33.857	257.2					
6	2'08.466	26.677	29.043	39.265	33.481	265.6	6	2'09.120	26.952	29.247	39.310	33.611	256.7					
7	2'13.466	26.776	29.005	43.305	34.380	267.2	7	2'08.711	26.952	28.973	39.193	33.593	258.4					
8	1'12.121 P	26.835				263.5												

**Fastest Lap:** Alex MARQUEZ EG 0,0 Marc VDS SPA **2'06.928** 26.460 28.785 38.505 33.178

These data/results cannot be reproduced, stored and/or transmitted in whole or in part by any manner of electronic, mechanical, photocopying, recording, broadcasting or otherwise now known or herein after developed without the previous express consent by the copyright owner, except for reproduction in daily press and regular printed publications on sale to the public within 60 days of the event related to those data/results and always provided that copyright symbol appears together as follows below.  
© DORNA, 2018



# Free Practice Nr. 2

Moto2

Lap	Lap Time	T1	T2	T3	T4	Speed	Lap	Lap Time	T1	T2	T3	T4	Speed
8	2'08.884	27.014	29.159	39.130	33.581	259.0	15	2'07.644	26.564	28.941	38.794	33.345	262.0
9	1'20.393 P	32.379				248.5	<b>10th 41 Brad BINDER</b> Red Bull KTM Ajo RSA						
10	7'01.851	29.217	37.566	41.825	34.312		Runs=3 Total laps=11 Full laps=7						
11	2'08.229	26.993	28.955	38.729	33.552	258.0	1	3'18.259 P	29.046	35.485	46.665	52.953	
12	2'07.315	26.653	28.722	38.637	33.303	259.0	2	20'02.153	26.561	31.748	40.827	34.914	
13	2'16.190	29.711	29.274	43.010	34.195	258.3	3	2'09.223	27.183	29.138	39.312	33.590	260.3
14	2'08.232	26.846	29.099	38.790	33.497	258.2	4	2'08.813	26.814	28.939	39.332	33.728	262.9
15	2'12.834	31.027	29.185	39.119	33.503	257.2	5	2'15.686	26.919	28.967	39.442	40.358	263.1
16	2'08.028	26.861	28.949	38.821	33.397	260.5	6	2'14.957	26.963	29.531	39.867	38.596	256.4
<b>7th 44 Miguel OLIVEIRA</b> Red Bull KTM Ajo POR						<b>11th 40 Augusto FERNAND</b> Pons HP40 SPA							
Runs=3 Total laps=11 Full laps=7						Runs=3 Total laps=14 Full laps=10							
1	3'13.713 P	28.524	35.758	46.442	48.915		1	3'06.140 P	29.400	35.513	46.444	46.789	
2	20'14.139	26.831	30.168	40.144	33.745		2	14'30.420	25.987	31.825	41.531	35.292	
3	2'08.814	26.930	29.182	39.094	33.608	261.8	3	2'15.728	27.545	29.612	42.201	36.370	257.3
4	2'08.517	26.812	29.085	39.018	33.602	261.8	4	2'10.168	27.193	29.410	39.772	33.793	260.2
5	2'08.346	26.833	29.161	38.929	33.423	261.8	5	2'08.663	26.926	29.105	39.156	33.476	262.2
6	1'11.046 P	27.106				261.1	6	2'21.495	27.240	32.354	43.731	38.170	263.0
7	5'29.826	26.653	29.741	39.725	34.049		7	2'08.514	26.893	29.120	38.974	33.527	264.9
8	2'08.316	26.829	29.400	38.759	33.328	257.0	8	2'08.492	26.883	28.939	39.120	33.550	263.5
9	2'07.621	26.605	28.966	38.837	33.213	262.5	9	1'14.292 P	27.511				261.4
10	2'08.247	26.588	29.128	38.973	33.558	262.6	10	4'44.111	26.459	29.802	39.084	33.359	
11	2'07.551	26.533	28.970	38.769	33.279	262.1	11	2'08.651	26.864	29.042	39.244	33.501	263.0
<b>8th 7 Lorenzo BALDASS</b> Pons HP40 ITA						<b>12th 9 Jorge NAVARRO</b> Federal Oil Gresini M SPA							
Runs=3 Total laps=13 Full laps=9						Runs=4 Total laps=15 Full laps=9							
1	3'05.371 P	28.798	35.160	46.185	46.462		1	2'41.421 P	29.838	35.019	46.633	47.622	
2	14'30.406	26.679	31.724	41.709	34.682		2	9'08.061	27.107	32.190	43.288	35.148	
3	2'21.308	27.411	29.929	43.972	39.996	258.4	3	2'12.812	27.435	29.819	40.990	34.568	259.3
4	2'16.062	28.040	31.411	41.875	34.736	260.1	4	2'11.458	27.293	29.384	40.470	34.311	259.8
5	2'09.454	27.115	29.284	39.308	33.747	261.7	5	1'25.640 P	27.057				259.3
6	2'08.867	26.832	29.136	39.250	33.649	262.1	6	6'20.290	26.316	29.893	40.280	33.969	
7	2'08.777	26.903	29.137	39.235	33.502	261.9	7	2'09.328	26.967	29.095	39.565	33.701	261.7
8	2'20.972 P	27.040	29.152	40.124	44.656	261.6	8	2'09.662	26.913	29.060	39.740	33.949	263.4
9	5'47.392	26.075	29.882	39.342	33.389		9	2'09.298	26.930	29.344	39.360	33.664	261.8
10	2'08.487	26.678	29.033	39.145	33.631	263.3	10	2'09.044	26.938	29.128	39.232	33.746	260.8
11	2'08.195	26.533	29.000	38.934	33.728	267.0	11	1'18.345 P	30.531				258.9
12	2'07.605	26.652	28.978	38.760	33.215	263.0	12	5'05.565	31.080	29.703	39.802	33.852	
13	2'07.914	26.611	28.989	38.958	33.356	263.9	13	2'08.398	26.924	28.996	38.973	33.505	260.6
<b>9th 87 Remy GARDNER</b> Tech 3 Racing AUS						<b>13th 23 Marcel SCHROTTE</b> Dynavolt Intact GP GER							
Runs=3 Total laps=15 Full laps=11						Runs=3 Total laps=15 Full laps=11							
1	3'09.892 P	27.644	34.594	44.788	45.723		1	3'35.063 P	28.413	34.455	45.630	45.210	
2	11'32.021	29.254	31.033	41.090	34.186		2	10'51.050	26.553	32.445	43.075	35.243	
3	2'10.215	27.268	29.458	39.658	33.831	257.2	3	2'12.823	27.731	30.095	40.805	34.192	258.6
4	2'09.100	26.926	29.222	39.379	33.573	258.0							
5	2'09.086	26.776	29.115	39.565	33.630	259.1							
6	2'09.403	27.303	29.197	39.373	33.530	258.5							
7	2'08.756	26.713	29.325	39.254	33.464	258.8							
8	2'08.176	26.639	29.026	39.068	33.443	260.4							
9	1'14.855 P	29.392				260.0							
10	5'44.635	26.009	30.192	39.904	33.652								
11	2'07.743	26.684	28.929	38.763	33.367	255.8							
12	2'08.008	26.563	28.956	38.932	33.557	258.5							
13	2'07.724	26.577	29.096	38.758	33.293	260.0							
14	2'07.891	26.544	28.879	38.835	33.633	260.8							

**Fastest Lap:** Alex MARQUEZ EG 0,0 Marc VDS SPA **2'06.928** 26.460 28.785 38.505 33.178

These data/results cannot be reproduced, stored and/or transmitted in whole or in part by any manner of electronic, mechanical, photocopying, recording, broadcasting or otherwise now known or herein after developed without the previous express consent by the copyright owner, except for reproduction in daily press and regular printed publications on sale to the public within 60 days of the event related to those data/results and always provided that copyright symbol appears together as follows below.  
© DORNA, 2018

Official MotoGP Timing by TISSOT  
www.motogp.com

Sepang, Friday, November 02, 2018

Page 2 of 5



# Free Practice Nr. 2

# Moto2

Lap	Lap Time	T1	T2	T3	T4	Speed	Lap	Lap Time	T1	T2	T3	T4	Speed
4	<b>2'10.662</b>	27.203	29.454	40.226	33.779	260.4	7	<b>2'09.963</b>	27.458	29.452	39.342	33.711	257.3
5	<b>2'09.552</b>	26.916	29.568	39.529	33.539	261.8	8	<b>2'09.872</b>	27.384	29.287	39.364	33.837	257.6
6	<b>2'09.128</b>	26.917	29.248	39.364	33.599	262.2	9	2'19.100 P	27.214	29.360	39.554	42.972	257.8
7	<b>2'08.457</b>	26.833	29.008	39.077	33.539	262.6	10	5'46.878	32.433	30.096	39.531	33.774	
8	1'11.920 P	26.828				263.7	11	<b>2'08.189</b>	26.974	29.063	38.751	33.401	256.7
9	5'38.363	27.668	32.989	41.520	33.993		12	<b>2'08.171</b>	26.894	28.975	38.757	33.545	258.3
10	<b>2'08.108</b>	26.808	28.931	39.043	33.326	260.6	13	<b>2'08.508</b>	26.848	29.300	38.713	33.647	257.8
11	<b>2'07.986</b>	26.800	28.986	38.915	33.285	260.8	14	<b>2'08.858</b>	27.102	29.141	39.041	33.574	257.4
12	<b>2'08.625</b>	26.750	29.049	38.889	33.937	261.3	15	<b>2'09.641</b>	26.946	29.123	38.910	34.662	258.2
13	<b>2'07.819</b>	26.592	28.993	38.839	33.395	261.6	16	<b>2'08.642</b>	26.944	29.107	39.044	33.547	258.5
14	<b>2'14.697</b>	26.659	29.084	42.911	36.043	262.3							
15	<b>2'08.038</b>	26.646	28.999	38.959	33.434	263.0							

**14th 45 Tetsuta NAGASHIM** IDEMITSU Honda Te JPN  
Runs=3 Total laps=14 Full laps=9

1	2'52.221	31.570	37.896	47.988	41.435	
2	2'37.296 P	29.666	34.285	45.493	47.852	257.0
3	15'14.709	32.596	31.604	42.214	34.499	
4	<b>2'11.751</b>	27.778	29.773	40.331	33.869	261.1
5	<b>2'09.946</b>	27.232	29.373	39.735	33.606	261.4
6	<b>2'09.863</b>	27.018	29.698	39.667	33.480	262.6
7	<b>2'09.291</b>	26.999	29.426	39.353	33.513	260.6
8	1'15.248 P	27.401				262.1
9	5'21.111	25.031	29.453	39.518	33.593	
10	<b>2'08.280</b>	26.908	28.913	38.883	33.576	262.1
11	<b>2'07.991</b>	26.720	28.813	38.903	33.555	263.7
12	<b>2'09.052</b>	26.673	28.700	40.226	33.453	264.0
13	<b>2'08.584</b>	26.820	28.725	39.058	33.981	263.9
14	<b>2'09.160</b>	26.976	29.229	39.454	33.501	263.7

**15th 27 Iker LECUONA** Swiss Innovative Inve SPA  
Runs=3 Total laps=15 Full laps=10

1	2'27.929	30.310	34.465	45.570	37.138	
2	<b>2'24.110</b>	29.654	33.130	44.201	37.125	254.5
3	2'29.010 P	29.224	32.723	43.713	43.350	255.6
4	7'43.386	29.027	31.521	41.617	34.519	
5	<b>2'11.233</b>	27.449	29.703	40.065	34.016	259.1
6	<b>2'09.659</b>	27.075	29.414	39.469	33.701	260.3
7	<b>2'08.721</b>	26.914	29.064	39.201	33.542	261.3
8	<b>2'14.776</b>	32.669	29.273	39.353	33.481	262.0
9	1'12.710 P	26.788				262.5
10	9'15.897	27.980	30.635	39.795	38.576	
11	<b>2'08.128</b>	26.845	28.950	38.944	33.389	262.5
12	<b>2'22.719</b>	26.792	39.521	42.601	33.805	262.3
13	<b>2'08.203</b>	26.771	28.928	38.925	33.579	262.3
14	<b>2'16.681</b>	31.755	30.148	39.890	34.888	258.0
15	<b>2'08.525</b>	26.646	29.008	39.205	33.666	266.2

**16th 16 Joe ROBERTS** NTS RW Racing GP USA  
Runs=3 Total laps=16 Full laps=11

1	2'45.510	31.980	36.792	47.920	37.570	
2	<b>2'25.431</b>	30.538	33.437	44.756	36.700	247.8
3	1'28.817 P	30.578				246.9
4	9'37.789	28.271	35.030	42.242	34.700	
5	<b>2'12.782</b>	28.093	30.118	40.489	34.082	255.5
6	<b>2'10.547</b>	27.501	29.589	39.692	33.765	256.7

**17th 5 Andrea LOCATELLI** Italtrans Racing Team ITA  
Runs=3 Total laps=14 Full laps=9

1	4'25.084	27.597	35.465	49.204	38.095	
2	<b>2'25.454</b>	29.943	33.776	44.818	36.917	242.6
3	1'20.288 P	29.602				249.0
4	10'51.333	25.765	31.502	42.526	35.117	
5	<b>2'11.927</b>	27.675	29.813	40.328	34.111	259.0
6	<b>2'11.173</b>	27.349	29.569	40.018	34.237	260.9
7	<b>2'12.610</b>	28.208	29.796	40.610	33.996	261.3
8	<b>2'09.885</b>	27.153	29.348	39.547	33.837	261.6
9	<b>2'09.475</b>	27.004	29.384	39.440	33.647	262.4
10	1'12.877 P	27.190				262.1
11	7'51.575	26.365	30.324	40.605	34.048	
12	<b>2'08.887</b>	27.009	29.184	39.164	33.530	258.6
13	<b>2'08.550</b>	26.743	29.022	39.140	33.645	261.5
14	<b>2'08.237</b>	26.706	29.017	38.976	33.538	262.5

**18th 97 Xavi VIERGE** Dynavolt Intact GP SPA  
Runs=3 Total laps=15 Full laps=11

1	2'59.255 P	28.811	35.169	47.670	45.143	
2	10'32.753	27.463	31.636	43.755	35.288	
3	<b>2'14.677</b>	28.314	30.500	41.537	34.326	258.1
4	<b>2'11.446</b>	27.562	29.888	40.205	33.791	257.3
5	<b>2'11.244</b>	27.585	30.109	39.897	33.653	261.3
6	<b>2'09.227</b>	27.039	29.146	39.492	33.550	261.5
7	<b>2'12.256</b>	26.984	29.130	39.502	36.640	262.6
8	<b>2'09.431</b>	27.174	29.291	39.485	33.481	262.8
9	<b>2'13.742</b>	27.048	29.346	41.773	35.575	263.8
10	<b>2'08.673</b>	26.827	29.133	39.321	33.392	263.4
11	1'13.403 P	26.983				262.1
12	6'31.355	27.399	31.204	44.065	33.568	
13	<b>2'10.296</b>	26.897	29.235	40.756	33.408	259.9
14	<b>2'08.481</b>	27.005	29.057	39.054	33.365	262.7
15	<b>2'08.250</b>	26.715	28.982	39.132	33.421	260.0

**19th 2 Jesko RAFFIN** SAG Team SWI  
Runs=3 Total laps=11 Full laps=7

1	6'09.396 P	32.362	36.750	50.077	55.019	
2	15'40.857	33.993	30.889	42.655	38.044	
3	<b>2'13.737</b>	28.177	29.800	40.591	35.169	255.5
4	<b>2'10.004</b>	27.203	29.265	39.556	33.980	260.0
5	<b>2'09.651</b>	27.185	29.086	39.460	33.920	259.9
6	1'13.954 P	27.060				260.1
7	6'51.712	28.394	34.615	40.098	34.214	
8	<b>2'09.561</b>	27.126	29.114	39.234	34.087	257.5

**Fastest Lap:** Alex MARQUEZ EG 0,0 Marc VDS SPA **2'06.928** 26.460 28.785 38.505 33.178

These data/results cannot be reproduced, stored and/or transmitted in whole or in part by any manner of electronic, mechanical, photocopying, recording, broadcasting or otherwise now known or herein after developed without the previous express consent by the copyright owner, except for reproduction in daily press and regular printed publications on sale to the public within 60 days of the event related to those data/results and always provided that copyright symbol appears together as follows below.  
© DORNA, 2018

# Free Practice Nr. 2

# Moto2

Lap	Lap Time	T1	T2	T3	T4	Speed	Lap	Lap Time	T1	T2	T3	T4	Speed
<b>23rd 66 Niki TUULI</b> Petronas Sprinta Raci FIN							Runs=3 Total laps=13 Full laps=8						
1	2'09.149	26.941	29.140	39.186	33.882	258.3	1	3'07.100	28.365	35.484	46.844	38.031	
10	2'12.081	29.790	29.049	39.357	33.885	259.0	2	2'26.846	30.443	33.938	45.507	36.958	251.2
11	2'08.632	26.772	28.965	39.152	33.743	261.1	3	1'25.882 P	30.562				249.8
<b>20th 24 Simone CORSI</b> Tasca Racing Scuderi ITA							Runs=3 Total laps=15 Full laps=10						
1	2'47.182	29.867	37.192	47.374	37.325		4	16'54.666	29.965	30.874	41.015	34.611	
2	2'26.761	30.135	34.506	44.694	37.426	242.1	5	2'12.359	27.652	29.982	40.648	34.077	258.3
3	1'28.730 P	33.105				237.1	6	2'12.112	27.534	29.980	40.485	34.113	258.0
4	12'34.947	28.227	32.460	43.143	35.431		7	2'10.130	27.164	29.568	39.513	33.885	259.3
5	2'12.156	27.840	30.292	40.107	33.917	257.7	8	1'19.734 P	29.241				259.5
6	2'10.115	27.078	29.687	39.643	33.707	258.0	9	6'16.451	32.097	34.011	51.204	37.397	
7	2'12.492	27.007	29.543	40.206	35.736	259.9	10	2'11.071	27.543	29.722	39.530	34.276	252.3
8	2'20.325 P	27.161	29.662	39.980	43.522	260.1	11	2'09.013	26.912	29.340	39.232	33.529	259.8
9	4'31.070	25.961	29.898	39.574	33.695		12	2'09.047	26.973	29.296	39.259	33.519	259.4
10	2'09.487	27.322	29.374	39.253	33.538	257.5	13	2'22.715	32.859	32.191	41.259	36.406	259.8
11	2'16.650	27.195	29.627	39.969	39.859	255.3	<b>24th 57 Edgar PONS</b> MB Conveyors - Spee SPA						
12	2'09.315	27.126	29.543	39.050	33.596	257.0	Runs=3 Total laps=16 Full laps=11						
13	2'08.663	26.887	29.229	39.089	33.458	260.6	1	3'12.811	30.599	36.792	48.409	38.112	
14	2'10.803	26.911	29.235	39.472	35.185	259.7	2	2'31.316	30.665	34.671	48.374	37.606	237.9
15	2'09.856	26.842	29.171	39.338	34.505	259.8	3	1'21.633 P	30.107				243.7
<b>21st 36 Joan MIR</b> EG 0,0 Marc VDS SPA							Runs=3 Total laps=12 Full laps=7						
1	2'51.475	28.463	35.828	47.405	39.915		4	10'36.057	28.452	34.378	45.507	38.339	
2	1'21.670 P	29.616				254.5	5	2'17.299	28.767	31.109	42.375	35.048	254.5
3	14'13.205	29.345	33.373	43.625	35.968		6	2'15.111	27.869	30.339	42.005	34.898	258.9
4	2'11.141	27.441	29.689	40.004	34.007	259.4	7	2'11.729	27.636	29.609	40.316	34.168	261.5
5	2'09.057	26.871	29.269	39.274	33.643	260.9	8	2'11.434	27.418	29.801	40.136	34.079	260.2
6	2'12.211	26.894	29.033	39.161	37.123	261.0	9	2'10.694	27.168	29.651	39.959	33.916	259.9
7	2'08.877	26.926	29.180	39.133	33.638	261.2	10	1'14.283 P	27.786				260.0
8	2'08.791	26.814	29.112	39.360	33.505	261.8	11	5'42.688	27.698	31.631	40.076	34.181	
9	2'08.732	26.874	29.244	39.165	33.449	262.3	12	2'20.222	27.306	29.985	45.354	37.577	258.2
10	2'08.801	26.745	29.335	39.324	33.397	261.9	13	2'09.681	27.200	29.299	39.465	33.717	256.9
11	2'20.077 P	26.802	29.338	39.266	44.671	262.0	14	2'09.120	26.889	29.299	39.341	33.591	260.6
12	5'24.874 P	36.104	29.376	39.535	1'35.369		15	2'14.000	30.319	29.504	40.030	34.147	258.9
<b>22nd 4 Steven ODENDAAL</b> NTS RW Racing GP RSA							Runs=3 Total laps=17 Full laps=12						
1	2'51.075	29.735	35.681	47.494	39.754		16	2'09.312	27.015	29.129	39.348	33.820	260.6
2	1'22.640 P	30.273				249.4	<b>25th 89 Khairul Idham PAWI</b> IDEMITSU Honda Te MAL						
3	8'31.630	27.127	31.205	42.609	35.448		Runs=3 Total laps=15 Full laps=10						
4	2'13.613	28.301	29.984	40.824	34.504	255.4	1	2'54.057	30.462	38.643	48.910	39.104	
5	2'11.460	27.655	29.739	40.037	34.029	258.4	2	1'25.743 P	30.728				255.5
6	2'10.155	27.363	29.237	39.774	33.781	258.8	3	10'37.217	29.240	33.553	41.236	34.876	
7	2'09.965	27.179	29.207	39.808	33.771	259.5	4	2'11.040	27.671	29.720	39.646	34.003	262.3
8	2'10.062	27.446	29.127	39.650	33.839	261.1	5	2'10.662	27.117	28.964	40.833	33.748	262.1
9	2'11.221	27.176	29.367	39.925	34.753	258.1	6	2'09.315	26.876	29.115	39.531	33.793	264.2
10	1'17.359 P	27.274				260.4	7	2'21.769	34.830	33.540	39.612	33.787	262.5
11	6'37.682	30.225	30.094	40.288	42.389		8	1'13.310 P	26.799				264.7
12	2'14.814	27.265	29.449	40.087	38.013	259.0	9	8'42.740	31.535	32.309	42.324	34.003	
13	2'09.493	27.034	29.252	39.414	33.793	260.8	10	2'16.817	30.310	31.203	41.261	34.043	260.3
14	2'09.026	27.003	29.263	39.167	33.593	261.3	11	2'09.422	26.859	29.462	39.340	33.761	263.5
15	2'18.508	26.815	29.035	39.537	43.121	261.7	12	2'14.006	26.871	33.168	40.276	33.691	264.5
16	2'09.246	27.077	29.112	39.398	33.659	261.4	13	2'11.921	26.982	29.187	39.326	36.426	263.3
17	2'08.826	26.972	29.050	39.164	33.640	261.8	14	2'09.291	26.898	29.270	39.286	33.837	262.4
<b>26th 77 Dominique AEGER</b> Kiefer Racing SWI							Runs=4 Total laps=10 Full laps=4						
1	3'13.288 P	31.202	40.542	51.934	52.889		15	2'09.184	26.778	29.458	39.224	33.724	262.1

**Fastest Lap:** Alex MARQUEZ EG 0,0 Marc VDS SPA 2'06.928 26.460 28.785 38.505 33.178

These data/results cannot be reproduced, stored and/or transmitted in whole or in part by any manner of electronic, mechanical, photocopying, recording, broadcasting or otherwise now known or herein after developed without the previous express consent by the copyright owner, except for reproduction in daily press and regular printed publications on sale to the public within 60 days of the event related to those data/results and always provided that copyright symbol appears together as follows below.  
© DORNA, 2018

# Free Practice Nr. 2

# Moto2

Lap	Lap Time	T1	T2	T3	T4	Speed	Lap	Lap Time	T1	T2	T3	T4	Speed
2	1'50.730	29.289	31.078	42.179	34.961		13	<b>2'11.009</b>	27.241	29.835	39.982	33.951	256.5
3	<b>2'11.059</b>	27.438	29.479	39.826	34.316	259.1	<b>30th 21 Federico FULIGNI</b> Tasca Racing Scuderi ITA						
4	<b>2'14.478</b>	27.213	29.199	39.664	38.402	260.5	Runs=3 Total laps=15 Full laps=10						
5	<b>2'09.507</b>	27.065	29.281	39.450	<b>33.711</b>	<b>265.4</b>	1	3'14.824	30.648	35.917	47.747	37.482	
6	<b>2'09.539</b>	<b>26.912</b>	<b>29.175</b>	39.566	33.886	261.5	2	<b>2'27.371</b>	31.046	33.554	45.688	37.083	245.6
7	2'18.326 P	26.948	29.250	39.472	42.656	259.9	3	1'24.139 P	31.104				242.0
8	6'58.656	26.289	29.788	39.554	36.114		4	10'31.105	28.814	32.846	43.850	35.628	
9	1'11.634 P	27.232				263.4	5	<b>2'15.854</b>	28.935	30.370	41.471	35.078	255.0
10	2'51.078	25.309	29.200	<b>39.254</b>	33.892		6	<b>2'13.841</b>	28.241	29.964	41.108	34.528	257.8
<b>27th 95 Jules DANILO</b> Nashi Argan SAG Tea FRA							Runs=2 Total laps=12 Full laps=9						
1	14'53.448	27.283	31.061	41.832	34.718		7	<b>2'19.602</b>	27.857	29.730	47.612	34.403	256.7
2	<b>2'11.857</b>	27.703	30.047	40.002	34.105	258.4	8	<b>2'12.354</b>	27.713	29.864	40.402	34.375	259.5
3	<b>2'11.527</b>	27.447	29.746	40.336	33.998	259.8	9	<b>2'12.779</b>	27.642	29.781	40.381	34.975	258.5
4	<b>2'11.523</b>	27.588	29.752	39.952	34.231	259.1	10	1'16.562 P	27.824				258.2
5	<b>2'10.837</b>	27.363	29.571	40.114	33.789	262.4	11	7'09.733	27.881	31.073	41.382	34.853	
6	<b>2'10.642</b>	27.217	29.658	39.881	33.886	260.8	12	<b>2'13.626</b>	27.927	29.991	40.616	35.092	254.4
7	1'20.007 P	30.822				260.7	13	<b>2'11.828</b>	27.425	<b>29.506</b>	40.288	34.609	<b>260.9</b>
8	10'55.976	28.735	30.648	51.372	43.012		14	<b>2'11.055</b>	<b>27.412</b>	29.670	<b>39.836</b>	<b>34.137</b>	258.9
9	<b>2'13.554</b>	27.537	30.315	39.734	35.968	260.4	15	<b>2'14.921</b>	27.495	29.709	40.072	37.645	258.7
10	<b>2'09.756</b>	27.135	29.404	39.579	33.638	262.1	<b>31st 18 Xavi CARDELUS</b> Marinelli Snipers Tea AND						
11	<b>2'09.659</b>	27.042	29.546	<b>39.432</b>	33.639	<b>262.7</b>	Runs=3 Total laps=14 Full laps=9						
12	<b>2'09.538</b>	<b>26.961</b>	<b>29.320</b>	39.689	<b>33.568</b>	261.8	1	2'47.510	29.576	35.970	49.429	38.747	
<b>28th 30 Dimas EKKY PRAT</b> Tech 3 Racing INA							Runs=3 Total laps=14 Full laps=10						
1	3'16.261 P	30.346	35.080	45.998	50.660		2	<b>2'28.451</b>	30.239	33.359	44.773	40.080	245.7
2	11'26.404	34.055	32.299	45.235	35.743		3	2'33.568 P	29.833	32.417	44.436	46.882	255.5
3	<b>2'14.122</b>	28.067	30.225	41.379	34.451	255.5	4	11'07.004	28.075	35.321	44.445	37.760	
4	<b>2'12.469</b>	27.638	30.145	40.655	34.031	254.4	5	<b>2'15.325</b>	28.517	30.619	41.505	34.684	258.3
5	<b>2'11.566</b>	27.444	29.847	40.336	33.939	254.0	6	<b>2'13.646</b>	27.840	30.022	40.756	35.028	259.3
6	<b>2'11.376</b>	27.403	29.722	40.245	34.006	255.4	7	1'17.199 P	27.717				260.0
7	<b>2'10.779</b>	27.371	29.618	39.863	33.927	257.0	8	6'09.273	28.805	31.895	42.895	36.511	
8	1'17.765 P	27.976				256.8	9	<b>2'19.313</b>	27.910	35.300	40.495	35.608	254.1
9	7'36.042	25.875	30.315	39.993	33.875		10	<b>2'12.417</b>	27.590	29.950	<b>40.354</b>	34.523	258.0
10	<b>2'10.228</b>	27.250	29.614	39.760	<b>33.604</b>	254.8	11	<b>2'42.091</b>	27.451	36.577	48.302	49.761	258.3
11	<b>2'09.838</b>	27.139	29.431	39.488	33.780	256.7	12	<b>2'12.217</b>	27.764	29.854	40.443	<b>34.156</b>	261.6
12	<b>2'09.665</b>	27.261	<b>29.293</b>	<b>39.412</b>	33.699	257.6	13	<b>2'21.524</b>	<b>27.390</b>	<b>29.701</b>	41.286	43.147	<b>262.0</b>
13	<b>2'10.237</b>	<b>27.004</b>	29.429	39.857	33.947	<b>259.8</b>	14	<b>2'23.065</b>	27.582	29.756	48.867	36.860	259.6
14	<b>2'10.425</b>	27.167	29.469	40.056	33.733	257.8	<b>32nd 50 Rafid Topan SUCIP</b> Forward Racing Team INA						
<b>29th 32 Isaac VIÑALES</b> Forward Racing Team SPA							Runs=2 Total laps=14 Full laps=10						
1	2'51.170	32.449	37.516	49.872	38.930		1	10'44.148	31.124	31.355	45.537	37.040	
2	1'26.491 P	30.377				244.1	2	<b>2'23.136</b>	32.960	31.364	43.061	35.751	252.6
3	12'10.858	32.830	33.913	44.861	36.910		3	<b>2'17.028</b>	28.654	30.704	41.637	36.033	254.0
4	<b>2'16.232</b>	28.324	30.994	42.081	34.833	251.5	4	<b>2'15.239</b>	28.624	30.566	41.384	34.665	253.2
5	<b>2'13.171</b>	27.853	30.203	40.724	34.391	254.2	5	<b>2'13.167</b>	27.738	<b>29.845</b>	41.253	34.331	255.6
6	<b>2'12.403</b>	27.700	30.362	40.301	34.040	254.5	6	<b>2'15.304</b>	27.964	30.562	42.475	<b>34.303</b>	<b>256.9</b>
7	1'22.717 P	27.809				257.0	7	<b>2'19.018</b>	<b>27.683</b>	30.850	46.175	34.310	256.9
8	9'14.672	29.963	30.907	40.643	41.434		8	1'28.102 P	33.118				238.9
9	<b>2'10.949</b>	27.375	<b>29.739</b>	<b>39.895</b>	<b>33.940</b>	256.5	9	7'00.066	28.925	32.890	43.020	35.652	
10	<b>2'11.453</b>	27.271	29.855	40.106	34.221	255.0	10	<b>2'14.659</b>	28.232	30.370	41.377	34.680	251.9
11	1'13.719 P	27.247				<b>258.0</b>	11	<b>2'13.798</b>	28.076	30.262	41.037	34.423	247.5
12	4'26.796	28.814	30.809	40.883	39.225		12	<b>2'13.783</b>	27.728	30.389	<b>40.886</b>	34.780	253.9
							13	<b>2'24.271</b>	33.591	32.791	42.057	35.832	250.6
							14	1'27.343 P	31.338				249.2

**Fastest Lap:** Alex MARQUEZ EG 0,0 Marc VDS SPA **2'06.928** 26.460 28.785 38.505 33.178

These data/results cannot be reproduced, stored and/or transmitted in whole or in part by any manner of electronic, mechanical, photocopying, recording, broadcasting or otherwise now known or herein after developed without the previous express consent by the copyright owner, except for reproduction in daily press and regular printed publications on sale to the public within 60 days of the event related to those data/results and always provided that copyright symbol appears together as follows below.  
© DORNA, 2018

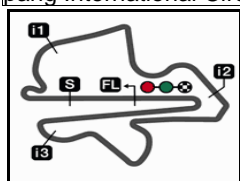
Official MotoGP Timing by TISSOT  
www.motogp.com

Sepang, Friday, November 02, 2018

Page 5 of 5







5543 m.

## SHELL MALAYSIA MOTORCYCLE GRAND PRIX

## Free Practice Nr. 2

## Best Partial Times

Moto2™

IT Ideal Lap Time, sum of the best partial times

BT Best Lap Time

T1		T2		T3		T4				IT	BT	
Pos	Rider	Time	Rider	Time	Rider	Time	Rider	Time	Pos	Rider	IT	BT
1	M.PASINI	26.285	T.NAGASHIMA	28.700	F.BAGNAIA	38.467	A.MARQUEZ	33.178	1	F.QUARTARARO	2'06.875	2'06.958 (2)
2	F.QUARTARARO	26.360	F.QUARTARARO	28.710	L.MARINI	38.481	M.OLIVEIRA	33.213	2	A.MARQUEZ	2'06.928	2'06.928 (1)
3	A.MARQUEZ	26.460	S.LOWES	28.722	A.MARQUEZ	38.505	L.BALDASSARRI	33.215	3	F.BAGNAIA	2'07.016	2'07.106 (4)
4	L.BALDASSARRI	26.533	F.BAGNAIA	28.741	F.QUARTARARO	38.539	F.BAGNAIA	33.260	4	M.PASINI	2'07.080	2'07.107 (5)
5	M.OLIVEIRA	26.533	M.PASINI	28.745	S.LOWES	38.637	L.MARINI	33.263	5	L.MARINI	2'07.089	2'07.089 (3)
6	R.GARDNER	26.544	A.MARQUEZ	28.785	M.PASINI	38.687	F.QUARTARARO	33.266	6	S.LOWES	2'07.315	2'07.315 (6)
7	L.MARINI	26.545	L.MARINI	28.800	J.ROBERTS	38.713	M.SCHROTTER	33.285	7	M.OLIVEIRA	2'07.471	2'07.551 (7)
8	F.BAGNAIA	26.548	R.GARDNER	28.879	B.BINDER	38.753	A.FERNANDEZ	33.287	8	R.GARDNER	2'07.474	2'07.644 (9)
9	B.BINDER	26.583	J.NAVARRO	28.886	R.GARDNER	38.758	J.NAVARRO	33.290	9	L.BALDASSARRI	2'07.486	2'07.605 (8)
10	M.SCHROTTER	26.592	B.BINDER	28.909	M.OLIVEIRA	38.759	R.GARDNER	33.293	10	M.SCHROTTE	2'07.647	2'07.819 (13)
11	J.NAVARRO	26.625	I.LECUONA	28.928	L.BALDASSARRI	38.760	S.LOWES	33.303	11	B.BINDER	2'07.685	2'07.685 (10)
12	I.LECUONA	26.646	M.SCHROTTER	28.931	A.FERNANDEZ	38.836	M.PASINI	33.363	12	T.NAGASHIMA	2'07.709	2'07.991 (14)
13	S.LOWES	26.653	A.FERNANDEZ	28.939	M.SCHROTTER	38.839	X.VIERGE	33.365	13	A.FERNANDEZ	2'07.731	2'07.797 (11)
14	A.FERNANDEZ	26.669	K.PAWI	28.964	T.NAGASHIMA	38.883	I.LECUONA	33.389	14	J.NAVARRO	2'07.748	2'07.808 (12)
15	T.NAGASHIMA	26.673	J.RAFFIN	28.965	I.LECUONA	38.925	J.MIR	33.397	15	I.LECUONA	2'07.888	2'08.128 (15)
16	A.LOCATELLI	26.706	M.OLIVEIRA	28.966	J.NAVARRO	38.947	J.ROBERTS	33.401	16	J.ROBERTS	2'07.937	2'08.171 (16)
17	X.VIERGE	26.715	J.ROBERTS	28.975	A.LOCATELLI	38.976	B.BINDER	33.440	17	X.VIERGE	2'08.116	2'08.250 (18)
18	J.MIR	26.745	L.BALDASSARRI	28.978	S.CORSI	39.050	T.NAGASHIMA	33.453	18	A.LOCATELLI	2'08.229	2'08.237 (17)
19	J.RAFFIN	26.772	X.VIERGE	28.982	X.VIERGE	39.054	S.CORSI	33.458	19	J.MIR	2'08.308	2'08.732 (21)
20	K.PAWI	26.778	A.LOCATELLI	29.017	J.MIR	39.133	N.TUULI	33.519	20	S.CORSI	2'08.521	2'08.663 (20)
21	S.ODENDAAL	26.815	J.MIR	29.033	J.RAFFIN	39.152	A.LOCATELLI	33.530	21	S.ODENDAAL	2'08.607	2'08.826 (22)
22	S.CORSI	26.842	S.ODENDAAL	29.035	S.ODENDAAL	39.164	J.DANILO	33.568	22	J.RAFFIN	2'08.632	2'08.632 (19)
23	J.ROBERTS	26.848	E.PONS	29.129	K.PAWI	39.224	E.PONS	33.591	23	K.PAWI	2'08.657	2'09.184 (25)
24	E.PONS	26.889	S.CORSI	29.171	N.TUULI	39.232	S.ODENDAAL	33.593	24	E.PONS	2'08.950	2'09.120 (24)

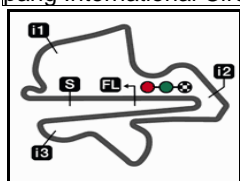
These data/results cannot be reproduced, stored and/or transmitted in whole or in part by any manner of electronic, mechanical, photocopying, recording, broadcasting or otherwise now known or herein after developed without the previous express consent by the copyright owner, except for reproduction in daily press and regular printed publications on sale to the public within 60 days of the event related to those data/results and always provided that copyright symbol appears together as follows below.

© DORNA, 2018

Official MotoGP Timing by TISSOT  
www.motogp.com

moto2™





5543 m.

## SHELL MALAYSIA MOTORCYCLE GRAND PRIX

## Free Practice Nr. 2

## Best Partial Times

Moto2™

IT Ideal Lap Time, sum of the best partial times

BT Best Lap Time

T1			T2			T3			T4				
Pos	Rider	Time	Rider	Time	Rider	Time	Rider	Time	Pos	Rider	IT	BT	
25	N.TUULI	26.912	D.AEGERTER	29.175	D.AEGERTER	39.254	D.EKKY PRATAM	33.604	25	N.TUULI	2'08.959	2'09.013 (23)	
26	D.AEGERTER	<b>26.912</b>	D.EKKY PRATA	<b>29.293</b>	E.PONS	<b>39.341</b>	K.PAWI	<b>33.691</b>	26	D.AEGERTER	2'09.052	2'09.507 (26)	
27	J.DANILO	26.961	N.TUULI	29.296	D.EKKY PRATAM	39.412	D.AEGERTER	33.711	27	J.DANILO	2'09.281	2'09.538 (27)	
28	D.EKKY PRATA	<b>27.004</b>	J.DANILO	<b>29.320</b>	J.DANILO	<b>39.432</b>	J.RAFFIN	<b>33.743</b>	28	D.EKKY PRAT	2'09.313	2'09.665 (28)	
29	I.VIÑALES	27.241	F.FULIGNI	29.506	F.FULIGNI	39.836	I.VIÑALES	33.940	29	I.VIÑALES	2'10.815	2'10.949 (29)	
30	X.CARDELUS	<b>27.390</b>	X.CARDELUS	<b>29.701</b>	I.VIÑALES	<b>39.895</b>	F.FULIGNI	<b>34.137</b>	30	F.FULIGNI	2'10.891	2'11.055 (30)	
31	F.FULIGNI	27.412	I.VIÑALES	29.739	X.CARDELUS	40.354	X.CARDELUS	34.156	31	X.CARDELUS	2'11.601	2'12.217 (31)	
32	R.SUCIPTO	<b>27.683</b>	R.SUCIPTO	<b>29.845</b>	R.SUCIPTO	<b>40.886</b>	R.SUCIPTO	<b>34.303</b>	32	R.SUCIPTO	2'12.717	2'13.167 (32)	

These data/results cannot be reproduced, stored and/or transmitted in whole or in part by any manner of electronic, mechanical, photocopying, recording, broadcasting or otherwise now known or herein after developed without the previous express consent by the copyright owner, except for reproduction in daily press and regular printed publications on sale to the public within 60 days of the event related to those data/results and always provided that copyright symbol appears together as follows below.

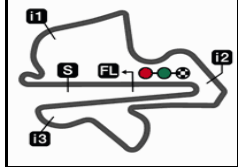
© DORNA, 2018

Official MotoGP Timing by TISSOT

www.motogp.com

moto2™





5543 m.

## SHELL MALAYSIA MOTORCYCLE GRAND PRIX

## Free Practice Nr. 2

## Fastest Laps Sequence

<i>Practice Time</i>	 <i>Rider</i>	<i>Nation</i>	<i>Motorcycle</i>	<i>Time</i>	<i>Km/h</i>	<i>Rider's Lap</i>
4'52.039	27 Iker LECUONA	SPA	KTM	2'24.110	138.4	2
12'20.858	20 Fabio QUARTARARO	FRA	SPEED UP	2'15.375	147.4	3
14'02.294	9 Jorge NAVARRO	SPA	KALEX	2'12.812	150.2	3
14'33.528	20 Fabio QUARTARARO	FRA	SPEED UP	2'12.670	150.4	4
16'13.752	9 Jorge NAVARRO	SPA	KALEX	2'11.458	151.7	4
16'44.512	20 Fabio QUARTARARO	FRA	SPEED UP	2'10.984	152.3	5
16'52.128	87 Remy GARDNER	AUS	TECH 3	2'10.215	153.2	3
18'54.549	20 Fabio QUARTARARO	FRA	SPEED UP	2'10.037	153.4	6
19'01.228	87 Remy GARDNER	AUS	TECH 3	2'09.100	154.5	4
21'03.599	20 Fabio QUARTARARO	FRA	SPEED UP	2'09.050	154.6	7
21'03.625	54 Mattia PASINI	ITA	KALEX	2'07.601	156.3	3
23'10.732	54 Mattia PASINI	ITA	KALEX	2'07.107	156.9	4
44'27.347	42 Francesco BAGNAIA	ITA	KALEX	2'07.106	156.9	11
45'39.831	20 Fabio QUARTARARO	FRA	SPEED UP	2'06.958	157.1	17
45'45.414	73 Alex MARQUEZ	SPA	KALEX	2'06.928	157.2	13

These data/results cannot be reproduced, stored and/or transmitted in whole or in part by any manner of electronic, mechanical, photocopying, recording, broadcasting or otherwise now known or herein after developed without the previous express consent by the copyright owner, except for reproduction in daily press and regular printed publications on sale to the public within 60 days of the event related to those data/results and always provided that copyright symbol appears together as follows below.

© DORNA, 2018

Official MotoGP Timing by TISSOT  
www.motogp.com

Sepang, Friday, November 02, 2018

