




4542 m.

## MOTUL TT ASSEN

### Qualifying

### Classification



	Rider	Nation	Team	Motorcycle	Time	Lap Total	Gap	Top Speed
1	88 Jorge MARTIN	SPA	Del Conca Gresini Moto3	HONDA	<b>1'42.039</b>	13 14		<b>211.5</b>
2	33 Enea BASTIANINI	ITA	Leopard Racing	HONDA	<b>1'42.349</b>	8 11	0.310 0.310	<b>218.7</b>
3	8 Nicolo BULEGA	ITA	SKY Racing Team VR46	KTM	<b>1'42.445</b>	13 13	0.406 0.096	<b>218.5</b>
4	44 Aron CANET	SPA	Estrella Galicia 0,0	HONDA	<b>1'42.562</b>	8 14	0.523 0.117	<b>214.0</b>
5	48 Lorenzo DALLA PORTA	ITA	Leopard Racing	HONDA	<b>1'42.594</b>	10 16	0.555 0.032	<b>218.5</b>
6	17 John MCPHEE	GBR	CIP - Green Power	KTM	<b>1'42.595</b>	14 14	0.556 0.001	<b>214.4</b>
7	21 Fabio DI GIANNANTONIO	ITA	Del Conca Gresini Moto3	HONDA	<b>1'42.749</b>	8 12	0.710 0.154	<b>214.1</b>
8	12 Marco BEZZECCHI	ITA	Redox PruestelGP	KTM	<b>1'42.764</b>	8 14	0.725 0.015	<b>215.9</b>
9	42 Marcos RAMIREZ	SPA	Bester Capital Dubai	KTM	<b>1'42.811</b>	15 15	0.772 0.047	<b>215.6</b>
10	19 Gabriel RODRIGO	ARG	RBA BOE Skull Rider	KTM	<b>1'42.933</b>	12 12	0.894 0.122	<b>217.2</b>
11	84 Jakub KORNFEIL	CZE	Redox PruestelGP	KTM	<b>1'43.030</b>	13 13	0.991 0.097	<b>214.4</b>
12	7 Adam NORRODIN	MAL	Petronas Sprinta Racing	HONDA	<b>1'43.067</b>	15 15	1.028 0.037	<b>216.7</b>
13	75 Albert ARENAS	SPA	Angel Nieto Team Moto3	KTM	<b>1'43.083</b>	13 13	1.044 0.016	<b>215.3</b>
14	14 Tony ARBOLINO	ITA	Marinelli Snipers Team	HONDA	<b>1'43.091</b>	3 11	1.052 0.008	<b>219.9</b>
15	23 Niccolò ANTONELLI	ITA	SIC58 Squadra Corse	HONDA	<b>1'43.117</b>	9 13	1.078 0.026	<b>212.8</b>
16	71 Ayumu SASAKI	JPN	Petronas Sprinta Racing	HONDA	<b>1'43.124</b>	11 11	1.085 0.007	<b>217.4</b>
17	11 Livio LOI	BEL	Reale Avintia Academy 77	KTM	<b>1'43.193</b>	9 13	1.154 0.069	<b>218.0</b>
18	65 Philipp OETTL	GER	Sudmetal Schedl GP Racing	KTM	<b>1'43.212</b>	11 17	1.173 0.019	<b>216.1</b>
19	10 Dennis FOGGIA	ITA	SKY Racing Team VR46	KTM	<b>1'43.268</b>	9 16	1.229 0.056	<b>218.7</b>
20	5 Jaime MASIA	SPA	Bester Capital Dubai	KTM	<b>1'43.275</b>	4 14	1.236 0.007	<b>216.4</b>
21	27 Kaito TOBA	JPN	Honda Team Asia	HONDA	<b>1'43.290</b>	15 15	1.251 0.015	<b>218.1</b>
22	24 Tatsuki SUZUKI	JPN	SIC58 Squadra Corse	HONDA	<b>1'43.390</b>	9 12	1.351 0.100	<b>215.3</b>
23	40 Darryn BINDER	RSA	Red Bull KTM Ajo	KTM	<b>1'43.452</b>	4 15	1.413 0.062	<b>218.0</b>
24	16 Andrea MIGNO	ITA	Angel Nieto Team Moto3	KTM	<b>1'43.527</b>	14 14	1.488 0.075	<b>213.1</b>
25	41 Nakarin ATIRATPHUVAP	THA	Honda Team Asia	HONDA	<b>1'43.746</b>	16 16	1.707 0.219	<b>214.8</b>
26	72 Alonso LOPEZ	SPA	Estrella Galicia 0,0	HONDA	<b>1'43.894</b>	10 14	1.855 0.148	<b>215.1</b>
27	32 Ai OGURA	JPN	Asia Talent Team	HONDA	<b>1'43.938</b>	8 13	1.899 0.044	<b>218.8</b>
28	22 Kazuki MASAKI	JPN	RBA BOE Skull Rider	KTM	<b>1'44.271</b>	3 5	2.232 0.333	<b>218.4</b>
29	81 Stefano NEPA	ITA	CIP - Green Power	KTM	<b>1'44.616</b>	15 15	2.577 0.345	<b>212.9</b>
30	18 Ryan VAN DE LAGEMAAT	NED	Lamotec Lagemaat Racing	KTM	<b>1'45.879</b>	10 15	3.840 1.263	<b>215.3</b>

Practice condition: Dry

Air: 23°

Humidity: 31%

Ground: 40°

<b>Fastest Lap:</b>	Lap: 13	<b>Jorge MARTIN</b>	<b>1'42.039</b>	160.2 Km/h
<b>Circuit Record Lap:</b>	2015	<b>Jorge NAVARRO</b>	<b>1'42.135</b>	160.0 Km/h
<b>Circuit Best Lap:</b>	2015	<b>Enea BASTIANINI</b>	<b>1'41.283</b>	161.4 Km/h

The results are provisional until the end of the limit for protest and appeals.

Time limit for protest expires 30' after publication of the results - ..... Time: .....

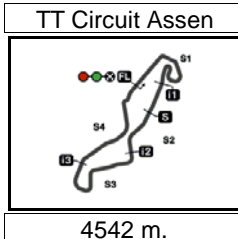
These data/results cannot be reproduced, stored and/or transmitted in whole or in part by any manner of electronic, mechanical, photocopying, recording, broadcasting or otherwise now known or herein after developed without the previous express consent by the copyright owner, except for reproduction in daily press and regular printed publications on sale to the public within 60 days of the event related to those data/results and always provided that copyright symbol appears together as follows below.

© DORNA, 2018

Official MotoGP Timing by TISSOT  
www.motogp.com

Assen, Saturday, June 30, 2018





## MOTUL TT ASSEN

## Qualifying

## Top Speed &amp; Average

21A



Rider	Nation	Motorcycle	Top 5 speeds					Average	Top
14 Tony ARBOLINO	ITA	HONDA	219.9	215.6	215.6	214.4	214.4	216.0	219.9
32 Ai OGURA	JPN	HONDA	218.8	217.3	214.7	214.3	213.5	215.7	218.8
10 Dennis FOGGIA	ITA	KTM	218.7	216.9	216.3	215.0	214.6	216.3	218.7
33 Enea BASTIANINI	ITA	HONDA	218.7	214.1	214.1	212.3	211.6	214.2	218.7
8 Nicolo BULEGA	ITA	KTM	218.5	216.4	215.3	214.4	214.0	215.7	218.5
48 Lorenzo DALLA PORTA	ITA	HONDA	218.5	218.0	217.7	217.0	216.9	217.6	218.5
22 Kazuki MASAKI	JPN	KTM	218.4	217.6	216.1	211.1	207.9	214.2	218.4
27 Kaito TOBA	JPN	HONDA	218.1	217.5	214.5	214.3	214.2	215.7	218.1
11 Livio LOI	BEL	KTM	218.0	216.6	214.0	213.8	213.6	215.2	218.0
40 Darryn BINDER	RSA	KTM	218.0	216.5	211.4	211.0	210.8	213.1	218.0
71 Ayumu SASAKI	JPN	HONDA	217.4	215.7	214.9	214.9	213.4	215.3	217.4
19 Gabriel RODRIGO	ARG	KTM	217.2	213.7	213.1	213.0	212.5	213.9	217.2
7 Adam NORRODIN	MAL	HONDA	216.7	214.7	214.0	213.6	213.6	214.5	216.7
5 Jaume MASIA	SPA	KTM	216.4	216.3	215.0	213.1	212.7	214.7	216.4
65 Philipp OETTL	GER	KTM	216.1	215.0	214.3	213.7	213.3	214.5	216.1
12 Marco BEZZECCHI	ITA	KTM	215.9	215.3	215.1	215.0	214.6	215.2	215.9
42 Marcos RAMIREZ	SPA	KTM	215.6	214.9	214.2	213.6	213.5	214.4	215.6
18 Ryan VAN DE LAGEMAAT	NED	KTM	215.3	212.6	212.5	211.0	209.8	211.8	215.3
75 Albert ARENAS	SPA	KTM	215.3	214.2	213.3	211.2	211.1	212.5	215.3
24 Tatsuki SUZUKI	JPN	HONDA	215.3	214.0	213.6	213.3	212.5	213.7	215.3
72 Alonso LOPEZ	SPA	HONDA	215.1	214.8	211.8	211.7	211.5	212.7	215.1
41 Nakarin ATIRATPHUVAPAT	THA	HONDA	214.8	213.6	213.3	213.0	212.9	213.5	214.8
17 John MCPHEE	GBR	KTM	214.4	213.9	213.8	212.9	212.7	213.5	214.4
84 Jakub KORNFEIL	CZE	KTM	214.4	213.6	212.9	212.1	212.0	213.0	214.4
21 Fabio DI GIANNANTONIO	ITA	HONDA	214.1	213.2	212.8	212.2	212.2	212.9	214.1
44 Aron CANET	SPA	HONDA	214.0	213.4	211.9	211.7	211.6	212.5	214.0
16 Andrea MIGNO	ITA	KTM	213.1	212.9	212.1	211.7	211.3	212.2	213.1
81 Stefano NEPA	ITA	KTM	212.9	212.0	211.9	211.8	211.8	212.1	212.9
23 Niccolò ANTONELLI	ITA	HONDA	212.8	212.5	211.9	211.8	211.3	212.1	212.8
88 Jorge MARTIN	SPA	HONDA	211.5	211.4	211.2	211.0	210.4	211.0	211.5

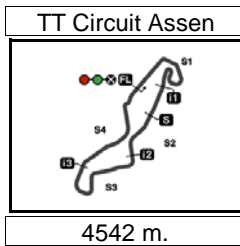
These data/results cannot be reproduced, stored and/or transmitted in whole or in part by any manner of electronic, mechanical, photocopying, recording, broadcasting or otherwise now known or herein after developed without the previous express consent by the copyright owner, except for reproduction in daily press and regular printed publications on sale to the public within 60 days of the event related to those data/results and always provided that copyright symbol appears together as follows below.

© DORNA, 2018

Official MotoGP Timing by TISSOT  
www.motogp.com



Assen, Saturday, June 30, 2018



Results and timing service provided by TISSOT

Moto3™

MOTUL TT ASSEN

Qualifying

Chronological Analysis of Performances

22A

\* Lap / Sector time cancelled

T1 Time from finish line to 1st intermedate

T3 Time from 2nd intermed. to 3rd intermed.

P Crossing the finish line in pit lane

T2 Time from 1st intermed. to 2nd intermed.

T4 Time from 3rd intermedate to finish line

Lap	Lap Time	T1	T2	T3	T4	Speed	Lap	Lap Time	T1	T2	T3	T4	Speed
<b>1st 88 Jorge MARTIN</b> Del Conca Gresini Mo SPA Runs=3 Total laps=14 Full laps=8							<b>4th 44 Aron CANET</b> Estrella Galicia 0,0 SPA Runs=3 Total laps=14 Full laps=8						
1	3'31.428	37.152	16.686	29.643	25.851	211.4	1	3'04.760	32.707	17.985	41.867	30.503	202.2
2	<b>1'43.929</b>	33.965	16.411	29.251	24.302	<b>211.5</b>	2	<b>1'48.961</b>	33.754	16.847	33.703	24.657	211.0
3	<b>1'42.676</b>	33.552	16.363	28.793	23.968	210.3	3	<b>1'43.274</b>	33.735	16.738	28.815	23.986	211.7
4	<b>1'42.644</b>	33.433	<b>16.308</b>	28.687	24.216	210.4	4	<b>1'44.731</b>	35.123	16.665	28.959	23.984	210.7
5	<b>1'54.612</b> P	34.100	17.451	30.729	32.332	205.9	5	<b>1'42.868</b>	33.686	16.504	28.767	23.911	213.4
6	6'47.213	32.639	16.949	29.441	24.403	209.0	6	<b>1'52.167</b> P	34.292	<b>16.435</b>	29.311	32.129	<b>214.0</b>
7	<b>1'42.648</b>	33.482	16.325	28.702	24.139	209.8	7	6'57.779	38.776	16.916	29.651	24.157	211.0
8	<b>1'42.526</b>	33.454	16.319	28.723	24.030	210.0	8	<b>1'42.562</b>	33.489	16.520	28.703	<b>23.850</b>	211.9
9	<b>1'42.686</b>	33.471	16.465	28.820	23.930	208.7	9	1'48.204 *	37.00*	16.814	29.961	24.429	210.7
10	1'42.443 *	33.343	16.388	28.689	24.023*	211.2	10	<b>1'42.762</b>	33.490	16.637	28.760	23.875	211.6
11	<b>1'51.042</b> P	34.046	16.669	29.683	30.644	211.0	11	1'51.199 P	33.999	16.648	28.984	31.568	210.5
12	10'55.100	30.374	16.572	28.827	24.716	209.5	12	11'22.307	32.326	18.208	34.611	24.487	197.2
13	<b>1'42.039</b>	<b>33.170</b>	16.384	<b>28.674</b>	<b>23.811</b>	210.4	13	<b>2'03.934</b>	53.786	16.724	29.038	24.386	209.0
14	<b>1'42.239</b>	33.286	16.308	28.749	23.896	210.2	14	<b>1'42.587</b>	<b>33.383</b>	16.472	<b>28.663</b>	24.069	211.3
<b>2nd 33 Enea BASTIANINI</b> Leopard Racing ITA Runs=3 Total laps=11 Full laps=6							<b>5th 48 Lorenzo DALLA PO</b> Leopard Racing ITA Runs=3 Total laps=16 Full laps=10						
1	3'27.554	39.251	17.013	30.154	30.066	209.5	1	3'04.971	40.534	17.843	42.153	30.292	205.0
2	<b>1'43.939</b>	34.015	16.572	29.067	24.285	211.6	2	<b>1'46.988</b>	33.798	16.697	31.185	25.308	217.0
3	<b>1'43.535</b>	33.807	16.501	29.009	24.218	211.1	3	<b>1'43.949</b>	33.998	16.691	28.964	24.296	215.5
4	<b>1'46.214</b>	36.206	17.065	28.929	24.014	201.9	4	<b>1'43.688</b>	33.658	16.449	28.925	24.656	215.4
5	2'11.127 P	33.523			33.161	214.1	5	<b>1'45.972</b>	34.775	16.462	29.385	25.350	<b>218.5</b>
6	9'52.933	31.901	16.683	29.053	24.204	211.2	6	<b>1'45.004</b>	33.670	16.417	29.103	25.814	216.9
7	<b>1'43.235</b>	33.743	16.626	28.936	23.930	211.1	7	<b>1'43.522</b>	33.608	16.418	29.222	24.274	215.4
8	<b>1'42.349</b>	<b>33.378</b>	16.354	<b>28.717</b>	<b>23.900</b>	214.1	8	1'52.154 P	34.437	17.011	29.943	30.763	210.4
9	1'52.433 P	33.701	<b>16.267</b>	29.113	33.352	<b>218.7</b>	9	3'28.459	33.160	16.632	29.668	24.086	215.3
10	12'29.778	36.330	16.774	29.441	24.538	210.6	10	<b>1'42.594</b>	33.555	<b>16.403</b>	28.785	<b>23.851</b>	214.8
11	<b>1'42.834</b>	33.385	16.487	28.967	23.995	212.3	11	1'47.929 *	34.86*	16.852	32.092	24.119	211.8
<b>3rd 8 Nicolo BULEGA</b> SKY Racing Team VR ITA Runs=4 Total laps=13 Full laps=7							<b>6th 17 John MCPHEE</b> CIP - Green Power GBR Runs=3 Total laps=14 Full laps=9						
1	3'33.193	35.600	16.937	29.525	24.654	213.5	1	3'40.554	34.101	16.909	29.849	24.648	211.9
2	<b>1'43.112</b>	33.771	<b>16.402</b>	28.909	24.030	<b>218.5</b>	2	<b>1'44.388</b>	33.946	16.580	29.202	24.660	211.8
3	<b>1'49.314</b>	34.559	20.796	29.355	24.604	164.6	3	<b>1'44.328</b>	34.138	16.613	29.091	24.486	211.5
4	<b>1'43.703</b>	33.703	16.647	29.070	24.283	213.3	4	<b>1'43.338</b>	33.643	16.468	28.928	24.299	211.8
5	1'53.423 P	33.951	16.910	29.640	32.922	211.3	5	<b>1'43.452</b>	33.671	16.326	29.150	24.305	213.8
6	6'32.218 P	37.445	16.852	40.036	33.090	212.6	6	1'53.239 P	34.641	16.577	29.729*	32.292	212.0
7	3'24.538	42.868	16.777	29.183	24.230	214.0	7	8'33.766	34.758	16.622	29.304	24.538	211.9
8	<b>1'56.481</b>	33.756	16.903	40.811	25.011	214.4							
9	<b>1'43.222</b>	33.604	16.540	28.899	24.179	213.6							
10	1'51.991 P	33.877	16.603	29.234	32.277	213.9							
11	10'40.927	38.627	17.375	29.254	28.859	204.0							
12	<b>1'43.847</b>	33.395	16.518	29.407	24.527	215.3							
13	<b>1'42.445</b>	<b>33.318</b>	16.495	<b>28.884</b>	<b>23.748</b>	216.4							

**Fastest Lap:** Jorge MARTIN Del Conca Gresini Mo SPA **1'42.039** 33.170 16.384 28.674 23.811

These data/results cannot be reproduced, stored and/or transmitted in whole or in part by any manner of electronic, mechanical, photocopying, recording, broadcasting or otherwise now known or herein after developed without the previous express consent by the copyright owner, except for reproduction in daily press and regular printed publications on sale to the public within 60 days of the event related to those data/results and always provided that copyright symbol appears together as follows below.  
© DORNA, 2018



# Qualifying

# Moto3

Lap	Lap Time	T1	T2	T3	T4	Speed	Lap	Lap Time	T1	T2	T3	T4	Speed	
8	<b>1'46.726</b>	33.648	16.505	32.256	24.317	212.6	15	<b>1'42.811</b>	33.459	16.433	28.953	23.966	213.5	
9	<b>1'43.305</b>	33.720	16.332	29.077	24.176	213.9								
10	<b>1'46.838</b>	36.562	16.479	29.260	24.537	212.3								
11	1'53.102 P	33.684	16.397	29.424	33.597	214.4								
12	8'32.911	38.233	16.753	29.753	24.587	211.0								
13	<b>1'43.929</b>	33.536	16.356	29.338	24.699	212.9								
14	<b>1'42.595</b>	33.322	16.323	28.721	24.229	212.7								
<b>7th</b>	<b>21</b>	<b>Fabio DI GIANNANT</b> Del Conca Gresini Mo ITA						<b>10th</b>	<b>19</b>	<b>Gabriel RODRIGO</b> RBA BOE Skull Rider ARG				
		Runs=3	Total laps=12	Full laps=7				Runs=3	Total laps=12	Full laps=6				
1	3'08.050	33.690	17.292	30.674	26.445	201.9	1	3'06.597	31.474	16.824	39.018	30.157	210.4	
2	<b>1'44.593</b>	34.022	16.726	29.427	24.418	209.4	2	<b>1'43.785</b>	33.871	16.479	29.041	24.394	213.7	
3	<b>1'43.948</b>	33.948	16.524	29.002	24.474	212.8	3	1'49.238 *	38.361	16.736	29.362 *	24.779	212.5	
4	<b>1'43.181</b>	33.792	16.500	28.853	24.036	211.2	4	<b>1'43.189</b>	33.569	16.519	29.065	24.036	213.0	
5	1'53.594 P	33.998	16.680	29.434	33.482	212.2	5	<b>1'43.259</b>	33.580	16.426	29.009	24.244	217.2	
6	10'26.874	44.109	16.870	29.361	24.204	208.8	6	1'53.504 P	33.955	16.806	30.247 *	32.496	211.3	
7	<b>1'46.925</b>	33.555	16.736	32.586	24.048	213.2	7	8'42.086	41.698	18.156	35.340	24.489	184.7	
8	<b>1'42.749</b>	33.520	16.320	28.862	24.047	214.1	8	<b>1'50.813</b>	33.695	16.660	36.072	24.386	212.1	
9	1'52.089 P	33.833	16.482	29.214	32.560	212.2	9	1'51.535 P	33.710	16.497	29.169	32.159	213.1	
10	11'04.177	30.866	16.975	30.227	25.723	210.7	10	12'57.065 *	31.008	21.892 *	37.637	24.650	211.4	
11	<b>1'44.584</b>	33.892	16.655	29.398	24.639	209.6	11	<b>1'46.777</b>	34.787	16.762	30.656	24.572	210.8	
12	<b>1'43.845</b>	33.685	16.633	29.117	24.410	209.7	12	<b>1'42.933</b>	33.521	16.521	28.862	24.029	212.1	
<b>11th</b>	<b>84</b>	<b>Jakub KORNFEIL</b> Redox PruestelGP CZE						<b>12th</b>	<b>7</b>	<b>Adam NORRODIN</b> Petronas Sprinta Raci MAL				
		Runs=3	Total laps=14	Full laps=9				Runs=2	Total laps=15	Full laps=12				
1	2'22.519	31.797	17.035	29.955	25.039	210.1	1	3'33.979	34.909	16.875	29.834	24.604	212.7	
2	<b>1'45.511</b>	34.244	16.792	29.428	25.047	211.4	2	<b>1'44.288</b>	34.024	16.544	29.356	24.364	214.0	
3	<b>1'44.636</b>	34.157	16.512	29.344	24.623	214.4	3	<b>1'44.695</b>	34.182	16.690	29.409	24.414	211.2	
4	1'54.360 P	34.156	16.862	30.741	32.601	210.8	4	<b>1'43.939</b>	33.877	16.618	29.162	24.282	213.2	
5	6'17.749 *	38.752	17.467	30.554	27.016 *	208.5	5	<b>1'45.146</b>	33.789	16.599	29.603	25.155	216.7	
6	<b>1'44.413</b>	34.028	17.081	29.013	24.291	212.1	6	<b>1'45.615</b>	34.579	16.701	29.511	24.824	212.1	
7	1'43.925 *	33.768	16.824	29.001 *	24.332	211.3	7	<b>1'45.854</b>	34.481	16.801	29.610	24.962	211.3	
8	<b>1'43.838</b>	33.949	16.624	28.954	24.311	213.6	8	<b>1'45.614</b>	34.443	16.859	29.605	24.707	209.7	
9	1'51.657 P	33.728	16.727	29.231	31.971	212.9	9	<b>1'44.357</b>	34.212	16.730	29.108	24.307	212.8	
10	14'27.628	31.576	16.971	29.202	24.566	210.6	10	<b>1'44.181</b>	33.935	16.550	29.285	24.411	214.7	
11	<b>1'43.338</b>	33.491	16.597	28.952	24.298	212.0	11	<b>1'44.153</b>	33.865	16.654	29.265	24.369	212.0	
12	<b>1'45.052</b>	33.713	16.960	30.067	24.312	208.4	12	1'53.711 P	36.306	16.904	29.698	30.803	210.6	
13	<b>1'43.030</b>	33.351	16.639	28.866	24.174	211.4	13	13'50.564	49.269	16.767	29.585	24.550	211.6	
<b>12th</b>	<b>7</b>	<b>Adam NORRODIN</b> Petronas Sprinta Raci MAL						<b>13th</b>	<b>75</b>	<b>Albert ARENAS</b> Angel Nieto Team Mot SPA				
		Runs=3	Total laps=14	Full laps=9				Runs=4	Total laps=13	Full laps=5				
1	3'33.979	34.909	16.875	29.834	24.604	212.7	1	3'32.286	32.453	16.971	29.767	24.755	211.1	
2	<b>1'44.288</b>	34.024	16.544	29.356	24.364	214.0	2	<b>1'43.764</b>	33.848	16.552	29.123	24.241	214.2	
3	<b>1'44.695</b>	34.182	16.690	29.409	24.414	211.2	3	2'22.513 P	33.696	16.604	56.985	35.228	215.3	
4	<b>1'43.939</b>	33.877	16.618	29.162	24.282	213.2								
5	<b>1'45.146</b>	33.789	16.599	29.603	25.155	216.7								
6	<b>1'45.615</b>	34.579	16.701	29.511	24.824	212.1								
7	<b>1'45.854</b>	34.481	16.801	29.610	24.962	211.3								
8	<b>1'45.614</b>	34.443	16.859	29.605	24.707	209.7								
9	<b>1'44.357</b>	34.212	16.730	29.108	24.307	212.8								
10	<b>1'44.181</b>	33.935	16.550	29.285	24.411	214.7								
11	<b>1'44.153</b>	33.865	16.654	29.265	24.369	212.0								
12	1'53.711 P	36.306	16.904	29.698	30.803	210.6								
13	13'50.564	49.269	16.767	29.585	24.550	211.6								
14	<b>1'44.018</b>	33.706	16.466	29.124	24.722	213.6								
15	<b>1'43.067</b>	33.407	16.439	28.914	24.307	213.6								

**Fastest Lap:** Jorge MARTIN Del Conca Gresini Mo SPA **1'42.039** 33.170 16.384 28.674 23.811

These data/results cannot be reproduced, stored and/or transmitted in whole or in part by any manner of electronic, mechanical, photocopying, recording, broadcasting or otherwise now known or herein after developed without the previous express consent by the copyright owner, except for reproduction in daily press and regular printed publications on sale to the public within 60 days of the event related to those data/results and always provided that copyright symbol appears together as follows below.  
© DORNA, 2018

Official MotoGP Timing by TISSOT  
www.motogp.com

Assen, Saturday, June 30, 2018

Page 2 of 5



# Qualifying

# Moto3

Lap	Lap Time	T1	T2	T3	T4	Speed	Lap	Lap Time	T1	T2	T3	T4	Speed	
4	7'29.582 *	33.166	17.043	29.897	24.563*	208.3	<b>17th</b> <b>11</b> Livio LOI							
5	1'48.606 *	35.68*	16.856	30.776	25.292	210.9		Runs=3	Total laps=13	Full laps=8				
6	1'53.393 P	34.212	16.692	29.823	32.666	211.2		1	3'28.176	40.039	16.935	30.199	30.550	212.1
7	7'08.307 *	32.472	17.072	29.937	24.304*	208.0		2	<b>1'44.340</b>	34.296	16.493	29.204	24.347	214.0
8	<b>1'44.477</b>	34.008	16.560	29.223	24.686	211.1		3	<b>1'49.028</b>	34.098	17.011	33.532	24.387	210.2
9	<b>1'44.331</b>	33.718	16.532	29.321	24.760	211.1		4	<b>1'43.909</b>	33.686	16.457	29.303	24.463	216.6
10	1'50.849 P	34.143	16.583	29.362	30.761	210.7		5	1'53.111 P	35.801	16.727	29.597	30.986	213.8
11	5'33.432 *	53.282	18.226	29.469*	27.412	189.5		6	8'13.149	1'09.443	16.798	29.819	24.323	211.4
12	<b>1'43.952</b>	33.782	16.511	29.276	24.383	210.6		7	<b>1'48.224</b>	36.659	16.542	29.183	25.840	213.6
13	<b>1'43.083</b>	<b>33.560</b>	<b>16.466</b>	<b>29.078</b>	<b>23.979</b>	213.3		8	<b>1'47.844</b>	33.696	16.727	33.271	24.150	212.5
								9	<b>1'43.193</b>	<b>33.645</b>	16.518	<b>29.147</b>	<b>23.883</b>	211.8
								10	1'49.626 P	33.816	<b>16.386</b>	29.167	30.257	<b>218.0</b>

<b>14th</b> <b>14</b> Tony ARBOLINO							Marinelli Snipers Tea ITA					
Runs=3							Total laps=11			Full laps=6		
1	3'31.899	36.356	16.626	29.453	25.381	212.3						
2	<b>1'43.888</b>	33.694	16.384	29.345	24.465	213.7						
3	<b>1'43.091</b>	33.676	<b>16.367</b>	<b>28.947</b>	24.101	213.8						
4	<b>1'43.283</b>	33.569	16.428	29.240	<b>24.046</b>	215.6						
5	1'54.310 P	<b>33.466</b>	16.895	30.533	33.416	<b>219.9</b>						
6	12'48.483	40.737	17.157	29.840	24.772	209.3						
7	<b>1'44.452</b>	34.007	16.553	29.410	24.482	213.0						
8	2'23.624 P	33.839	16.567	54.818	38.400	214.4						
9	9'07.487	43.881	17.002	35.785	27.217	211.6						
10	<b>1'50.998</b>	33.731	17.287	30.083	29.897	215.6						
11	<b>1'45.386</b>	33.715	16.549	30.888	24.234	214.4						

<b>15th</b> <b>23</b> Niccolò ANTONELL							SIC58 Squadra Corse ITA					
Runs=4							Total laps=13			Full laps=7		
1	3'35.112	36.801	17.252	39.948	24.729	209.4						
2	<b>1'44.341</b>	34.050	16.578	29.363	24.350	211.8						
3	<b>1'44.209</b>	34.001	16.653	29.262	24.293	210.7						
4	<b>1'43.357</b>	33.645	16.568	28.988	24.156	212.5						
5	1'56.626 P	34.105	17.656	30.378	34.487	188.3						
6	8'09.774	36.041	17.308	29.531	24.547	197.8						
7	<b>1'43.323</b>	33.619	16.554	29.086	<b>24.064</b>	211.9						
8	<b>1'56.915</b>	37.700	16.956	37.337	24.922	207.0						
9	<b>1'43.117</b>	33.588	<b>16.443</b>	<b>28.783</b>	24.303	<b>212.8</b>						
10	1'53.165 P	34.625	16.972	29.321	32.247	207.0						
11	9'40.512 P	31.474	19.721*	29.936	32.673	209.5						
12	2'44.170	48.560	16.675	29.615	24.343	210.6						
13	<b>1'43.291</b>	<b>33.519</b>	16.533	29.117	24.122	211.3						

<b>16th</b> <b>71</b> Ayumu SASAKI							Petronas Sprinta Raci JPN					
Runs=3							Total laps=11			Full laps=6		
1	3'33.329	35.035	16.898	29.581	25.173	211.1						
2	<b>1'43.162</b>	33.851	16.385	<b>28.928</b>	<b>23.998</b>	214.9						
3	<b>1'43.622</b>	33.878	16.423	29.074	24.247	215.7						
4	1'55.814 P	34.052	16.980	30.066	34.716	213.4						
5	10'22.791	36.322	16.615	29.711	24.793	214.9						
6	<b>1'44.459</b>	34.259	16.590	29.215	24.395	211.9						
7	<b>1'44.012</b>	33.769	16.539	29.248	24.456	212.7						
8	1'54.338 P	34.754	16.676	29.849	33.059	208.9						
9	12'07.027	38.772	17.331	29.519	24.912	205.1						
10	<b>1'46.417</b>	34.571	16.654	30.421	24.771	212.9						
11	<b>1'43.124</b>	<b>33.578</b>	<b>16.331</b>	29.103	24.112	<b>217.4</b>						

<b>18th</b> <b>65</b> Philipp OETTL							Sudmetal Schedl GP GER					
Runs=3							Total laps=17			Full laps=11		
1	2'23.346	33.503	16.758	30.367	25.180	212.9						
2	<b>1'44.137</b>	34.045	16.464	29.135	24.493	214.3						
3	<b>1'45.913</b>	34.382	16.720	29.800	25.011	212.7						
4	<b>1'44.469</b>	33.979	16.612	29.430	24.448	213.0						
5	<b>1'44.325</b>	34.008	16.634	29.341	24.342	213.1						
6	<b>1'45.196</b>	34.313	16.671	29.429	24.783	212.6						
7	1'52.124 P	34.311	16.627	29.891	31.295	213.0						
8	5'52.974	36.288	17.950	29.486	24.124	177.6						
9	<b>1'43.441</b>	33.850	16.404	29.073	24.114	215.0						
10	<b>1'48.188</b>	36.794	17.830	29.539	<b>24.025</b>	192.3						
11	<b>1'43.212</b>	33.688	16.475	<b>29.004</b>	24.045	213.0						
12	<b>1'46.270</b>	35.622	16.421	29.432	24.795	<b>216.1</b>						
13	<b>1'44.035</b>	33.950	16.490	29.077	24.518	213.3						
14	1'52.308 P	34.693	16.925	29.717	30.973	206.6						
15	7'50.447	30.656	17.551	31.691	24.978	208.9						
16	1'46.415 *	<b>33.650</b>	<b>16.397</b>	31.974	24.394*	213.7						
17	<b>1'43.319</b>	33.48*	16.495	29.079	24.263	213.0						

<b>19th</b> <b>10</b> Dennis FOGGIA							SKY Racing Team VR ITA					
Runs=4							Total laps=16			Full laps=9		
1	3'28.078	41.204	16.817	30.145	30.075	213.2						
2	<b>1'44.197</b>	34.181	16.451	29.261	24.304	214.6						
3	<b>1'44.078</b>	33.954	16.544	29.250	24.330	212.8						
4	<b>1'45.465</b>	35.322	16.912	29.175	24.056	212.5						
5	<b>1'43.988</b>	33.634	16.484	29.287	24.583	216.9						
6	1'56.830 P	37.40*	17.120	30.129	32.174	211.2						
7	4'38.280	40.092	17.150	33.788	25.698	210.8						
8	1'54.342 *	35.035	16.862	37.001	25.444*	211.1						
9	<b>1'43.268</b>	33.653	16.453	<b>29.047</b>	24.115	216.3						
10	<b>1'48.105</b>	34.548	17.025	32.162	24.370	210.6						
11	<b>1'43.670</b>	33.848	16.545	29.239	<b>24.038</b>	213.3						
12	<b>1'43.899</b>	33.824	<b>16.418</b>	29.345	24.312	<b>218.7</b>						
13	1'54.261 P	34.742	16.669	30.091*	32.759	213.1						
14	8'57.630 P	55.267	17.084	32.969	32.881	211.1						
15	2'06.428	35.514	16.508	29.441	24.373	214.4						
16	<b>1'43.573</b>	<b>33.569</b>	16.433	29.271	24.300	215.0						

<b>Fastest Lap:</b> Jorge MARTIN	Del Conca Gresini Mo SPA	<b>1'42.039</b>	33.170	16.384	28.674	23.811
----------------------------------	--------------------------	-----------------	--------	--------	--------	--------

These data/results cannot be reproduced, stored and/or transmitted in whole or in part by any manner of electronic, mechanical, photocopying, recording, broadcasting or otherwise now known or herein after developed without the previous express consent by the copyright owner, except for reproduction in daily press and regular printed publications on sale to the public within 60 days of the event related to those data/results and always provided that copyright symbol appears together as follows below.  
© DORNA, 2018





# Qualifying

# Moto3

Lap	Lap Time		T1	T2	T3	T4	Speed	Lap	Lap Time	T1	T2	T3	T4	Speed	
6	1'52.899	P	34.255	16.792	29.951	31.901	211.7	2	<b>1'48.530</b>	35.872	17.231	30.082	25.345	208.7	
7	7'02.392	*	34.481	17.662	38.257*	25.257	199.3	3	<b>1'48.914</b>	35.935	17.277	30.179	25.523	206.7	
8	1'44.796	*	33.980	16.773	29.476	24.567*	209.7	4	<b>1'48.773</b>	35.436	17.248	30.447	25.642	207.7	
9	1'44.452	*	34.709	16.715	29.282	23.746*	210.5	5	<b>1'47.181</b>	35.130	<b>16.881</b>	30.068	25.102	<b>215.3</b>	
10	<b>1'43.894</b>		33.79*	16.572	<b>28.994</b>	24.537	211.3	6	<b>1'46.305</b>	34.606	16.972	29.875	24.852	212.5	
11	1'51.907	P	<b>33.823</b>	16.533	29.348	32.203	211.5	7	1'54.946	P	34.636	17.020	30.090	33.200	209.7
12	10'32.825		45.184	17.352	30.456	26.253	204.7	8	5'31.994		37.599	18.510	31.114	25.304	194.0
13	1'52.607	*	38.663	17.374	31.476	25.094*	204.7	9	<b>1'47.391</b>	34.793	17.210	30.125	25.263	208.4	
14	1'43.564	*	33.771*	16.537	29.111	<b>24.137</b>	211.5	10	<b>1'45.879</b>	34.700	16.943	<b>29.511</b>	<b>24.725</b>	209.8	

27th		32	Ai OGURA		Asia Talent Team		JPN
		Runs=3		Total laps=13		Full laps=6	
1	3'30.444	34.485	17.293	33.036	26.766	212.3	
2	<b>1'45.449</b>	34.369	16.792	29.652	24.636	211.9	
3	<b>1'44.110</b>	33.957	<b>16.423</b>	29.337	24.393	<b>218.8</b>	
4	<b>1'46.598</b>	34.011	16.889	30.173	25.525	210.9	
5	<b>1'45.160</b>	33.966	16.851	29.704	24.639	213.5	
6	1'55.449	P	35.338	16.734	29.962	33.415	
7	6'25.558		34.623	16.751	29.738	24.478	
8	<b>1'43.938</b>	<b>33.871</b>	16.693	<b>29.290</b>	<b>24.084</b>	214.7	
9	1'45.139	*	34.32*	16.798	29.547	24.467	
10	<b>1'45.099</b>	34.010	16.797	29.635	24.657	212.4	
11	1'54.869	P	35.60*	16.567	29.625	33.070	
12	10'35.600		45.629	17.249	32.123	26.388	
13	1'56.135	P	35.595	18.075	30.659	31.806	

28th		22	Kazuki MASAKI		RBA BOE Skull Rider		JPN
		Runs=2		Total laps=6		Full laps=5	
1	3'05.425	32.120	16.740	36.834	30.046	211.1	
2	<b>1'46.746</b>	33.955	<b>16.516</b>	31.188	25.087	216.1	
3	<b>1'44.271</b>	33.964	16.619	<b>29.265</b>	<b>24.423</b>	<b>218.4</b>	
	unfinished	<b>33.596</b>				217.6	
4	<b>1'43.892</b>	31.559	17.170	30.037	25.126	206.5	
5	<b>1'45.338</b>	34.395	16.755	29.389	24.799	207.9	

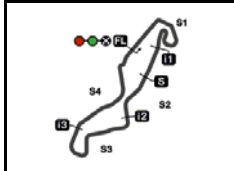
29th		81	Stefano NEPA		CIP - Green Power		ITA
		Runs=3		Total laps=15		Full laps=9	
1	3'10.806	33.518	17.266	30.238	25.154	208.5	
2	<b>1'45.431</b>	34.544	16.729	29.552	24.606	211.8	
3	<b>1'45.393</b>	34.321	16.857	29.494	24.721	210.8	
4	<b>1'45.124</b>	34.257	16.885	29.509	24.473	209.9	
5	<b>1'45.396</b>	34.293	16.756	29.442	24.905	<b>212.9</b>	
6	1'56.358	P	36.580	17.010	30.898	31.870	
7	8'58.246		35.942	17.032	29.823	24.519	
8	1'45.136	*	34.283	16.860	29.439	24.554*	
9	<b>1'45.283</b>	34.456	16.714	29.460	24.653	212.0	
10	<b>1'45.287</b>	34.496	16.752	29.409	24.630	211.9	
11	1'54.039	P	34.390	17.341	31.212	31.096	
12	7'33.562		34.340	17.225	29.625	24.644	
13	<b>1'44.813</b>	34.193	<b>16.671</b>	29.316	24.633	211.8	
14	<b>1'44.878</b>	34.262	16.815	29.326	24.475	209.6	
15	<b>1'44.616</b>	<b>34.128</b>	16.789	<b>29.246</b>	<b>24.453</b>	211.3	

30th		18	Ryan VAN DE LAGE		Lamotec Lagemaat R		NED
		Runs=3		Total laps=15		Full laps=10	
1	2'52.571	38.684	24.017	38.353	29.278	131.6	

**Fastest Lap:** Jorge MARTIN Del Conca Gresini Mo SPA **1'42.039** 33.170 16.384 28.674 23.811

These data/results cannot be reproduced, stored and/or transmitted in whole or in part by any manner of electronic, mechanical, photocopying, recording, broadcasting or otherwise now known or herein after developed without the previous express consent by the copyright owner, except for reproduction in daily press and regular printed publications on sale to the public within 60 days of the event related to those data/results and always provided that copyright symbol appears together as follows below.  
© DORNA, 2018





4542 m.

## MOTUL TT ASSEN

### Provisional Starting Grid

Race : 22 laps = 99.924 km

23

1	<b>1</b> 1'42.039 <b>88 Jorge MARTIN</b> Honda	<b>2</b> 1'42.349 <b>33 Enea BASTIANINI</b> Honda	<b>3</b> 1'42.445 <b>8 Nicolò BULEGA</b> KTM
2	<b>4</b> 1'42.562 <b>44 Aron CANET</b> Honda	<b>5</b> 1'42.594 <b>48 Lorenzo DALLA PORTA</b> Honda	<b>6</b> 1'42.595 <b>17 John MCPHEE</b> KTM
3	<b>7</b> 1'42.749 <b>21 Fabio DI GIANNANTONIO</b> Honda	<b>8</b> 1'42.764 <b>12 Marco BEZZECCHI</b> KTM	<b>9</b> 1'42.811 <b>42 Marcos RAMIREZ</b> KTM
4	<b>10</b> 1'42.933 <b>19 Gabriel RODRIGO</b> KTM	<b>11</b> 1'43.091 <b>14 Tony ARBOLINO</b> Honda	<b>12</b> 1'43.117 <b>23 Niccolò ANTONELLI</b> Honda
5	<b>13</b> 1'43.193 <b>11 Livio LOI</b> KTM	<b>14</b> 1'43.212 <b>65 Philipp OETTL</b> KTM	<b>15</b> 1'43.275 <b>5 Jaume MASIA</b> KTM
6	<b>16</b> 1'43.390 <b>24 Tatsuki SUZUKI</b> Honda	<b>17</b> 1'43.452 <b>40 Darryn BINDER</b> KTM	<b>18</b> 1'43.527 <b>16 Andrea MIGNO</b> KTM
7	<b>19</b> 1'43.083 <b>75 Albert ARENAS</b> KTM	<b>20</b> 1'43.746 <b>41 Nakarin ATIRATPHUVAPAT</b> Honda	<b>21</b> 1'43.894 <b>72 Alonso LOPEZ</b> Honda
8	<b>22</b> 1'43.938 <b>32 Ai OGURA</b> Honda	<b>23</b> 1'43.030 <b>84 Jakub KORNFEIL</b> KTM	<b>24</b> 1'44.271 <b>22 Kazuki MASAKI</b> KTM

FIM MotoGP Stewards grid penalty for riders #7, #10, #27, #71, #75 &amp; #84

\* Starting the race from the back of the grid

The results are provisional until the end of the limit for protest and appeals and until the ratification of the Event Management Committee.

Time limit for protest expires 60' at the latest after publication of the results - Mr. .... Time: .....

These data/results cannot be reproduced, stored and/or transmitted in whole or in part by any manner of electronic, mechanical, photocopying, recording, broadcasting or otherwise now known or herein after developed without the previous express consent by the copyright owner, except for reproduction in daily press and regular printed publications on sale to the public within 60 days of the event related to those data/results and always provided that copyright symbol appears together as follows below.

© DORNA, 2018

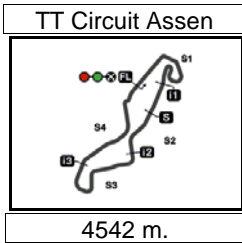
Official MotoGP Timing by TISSOT  
www.motogp.com

Assen, Saturday, June 30, 2018

Page 1 of 2







**MOTUL TT ASSEN**  
**Provisional Starting Grid**

Race : 22 laps = 99.924 km

**23**

9	<p><b>25</b> 1'44.616 <b>81 Stefano NEPA</b> KTM</p>	<p><b>26</b> 1'45.879 <b>18 Ryan VAN DE LAGEMAAT</b> KTM</p>	<p><b>27</b> 1'43.124 <b>71 Ayumu SASAKI</b> Honda</p>
10	<p><b>28</b> 1'43.268 <b>10 Dennis FOGGIA</b> KTM</p>	<p><b>29</b> 1'43.290 <b>27 Kaito TOBA</b> Honda</p>	<p><b>30</b> (*) 1'43.067 <b>7 Adam NORRODIN</b> Honda</p>

FIM MotoGP Stewards grid penalty for riders #7, #10, #27, #71, #75 & #84

**\* Starting the race from the back of the grid**

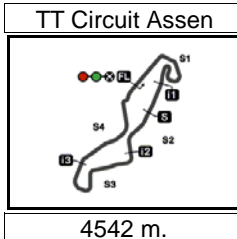
The results are provisional until the end of the limit for protest and appeals and until the ratification of the Event Management Committee.

Time limit for protest expires 60' at the latest after publication of the results - Mr. .... Time: .....

These data/results cannot be reproduced, stored and/or transmitted in whole or in part by any manner of electronic, mechanical, photocopying, recording, broadcasting or otherwise now known or herein after developed without the previous express consent by the copyright owner, except for reproduction in daily press and regular printed publications on sale to the public within 60 days of the event related to those data/results and always provided that copyright symbol appears together as follows below.

© DORNA, 2018





## MOTUL TT ASSEN

After the Qualifying

## Event Best Maximum Speed



Rider	Nation Team	Motorcycle	Km/h	
7 Adam NORRODIN	MAL Petronas Sprinta Racing	HONDA	223.0	Free Practice Nr. 3
48 Lorenzo DALLA PORTA	ITA Leopard Racing	HONDA	221.9	Free Practice Nr. 2
5 Jaume MASIA	SPA Bester Capital Dubai	KTM	221.3	Free Practice Nr. 2
14 Tony ARBOLINO	ITA Marinelli Snipers Team	HONDA	221.2	Free Practice Nr. 3
32 Ai OGURA	JPN Asia Talent Team	HONDA	220.7	Free Practice Nr. 3
11 Livio LOI	BEL Reale Avintia Academy 77	KTM	220.7	Free Practice Nr. 2
71 Ayumu SASAKI	JPN Petronas Sprinta Racing	HONDA	220.4	Free Practice Nr. 3
27 Kaito TOBA	JPN Honda Team Asia	HONDA	220.1	Free Practice Nr. 1
19 Gabriel RODRIGO	ARG RBA BOE Skull Rider	KTM	220.0	Free Practice Nr. 3
84 Jakub KORNFEIL	CZE Redox PruestelGP	KTM	219.7	Free Practice Nr. 1
12 Marco BEZZECCHI	ITA Redox PruestelGP	KTM	219.5	Free Practice Nr. 2
22 Kazuki MASAKI	JPN RBA BOE Skull Rider	KTM	219.4	Free Practice Nr. 2
8 Nicolo BULEGA	ITA SKY Racing Team VR46	KTM	219.1	Free Practice Nr. 3
10 Dennis FOGGIA	ITA SKY Racing Team VR46	KTM	219.1	Free Practice Nr. 1
33 Enea BASTIANINI	ITA Leopard Racing	HONDA	218.7	Qualifying
41 Nakarin ATIRATPHUVAPAT	THA Honda Team Asia	HONDA	218.3	Free Practice Nr. 3
88 Jorge MARTIN	SPA Del Conca Gresini Moto3	HONDA	218.2	Free Practice Nr. 1
23 Niccolò ANTONELLI	ITA SIC58 Squadra Corse	HONDA	218.1	Free Practice Nr. 2
40 Darryn BINDER	RSA Red Bull KTM Ajo	KTM	218.0	Qualifying
42 Marcos RAMIREZ	SPA Bester Capital Dubai	KTM	217.8	Free Practice Nr. 3
65 Philipp OETTL	GER Sudmetal Schedl GP Racing	KTM	217.7	Free Practice Nr. 2
17 John MCPHEE	GBR CIP - Green Power	KTM	217.6	Free Practice Nr. 1
75 Albert ARENAS	SPA Angel Nieto Team Moto3	KTM	217.1	Free Practice Nr. 2
81 Stefano NEPA	ITA CIP - Green Power	KTM	216.4	Free Practice Nr. 2
24 Tatsuki SUZUKI	JPN SIC58 Squadra Corse	HONDA	216.3	Free Practice Nr. 3
44 Aron CANET	SPA Estrella Galicia 0,0	HONDA	216.0	Free Practice Nr. 2
18 Ryan VAN DE LAGEMAAT	NED Lamotec Lagemaat Racing	KTM	215.3	Qualifying
72 Alonso LOPEZ	SPA Estrella Galicia 0,0	HONDA	215.1	Qualifying
16 Andrea MIGNO	ITA Angel Nieto Team Moto3	KTM	214.4	Free Practice Nr. 2
21 Fabio DI GIANNANTONIO	ITA Del Conca Gresini Moto3	HONDA	214.1	Qualifying

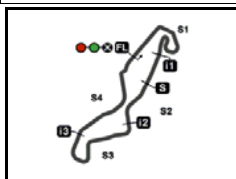
These data/results cannot be reproduced, stored and/or transmitted in whole or in part by any manner of electronic, mechanical, photocopying, recording, broadcasting or otherwise now known or herein after developed without the previous express consent by the copyright owner, except for reproduction in daily press and regular printed publications on sale to the public within 60 days of the event related to those data/results and always provided that copyright symbol appears together as follows below.

© DORNA, 2018

Official MotoGP Timing by TISSOT  
www.motogp.com

Assen, Saturday, June 30, 2018





4542 m.

# MOTUL TT ASSEN

## Qualifying

### Best Partial Times

Moto3™

*IT* Ideal Lap Time, sum of the best partial times*BT* Best Lap Time

<i>T1</i>		<i>T2</i>		<i>T3</i>		<i>T4</i>				<i>IT</i>	<i>BT</i>	
<i>Pos</i>	<i>Rider</i>	<i>Time</i>	<i>Rider</i>	<i>Time</i>	<i>Rider</i>	<i>Time</i>	<i>Rider</i>	<i>Time</i>	<i>Pos</i>	<i>Rider</i>	<i>IT</i>	<i>BT</i>
1	J.MARTIN	33.170	E.BASTIANINI	16.267	L.DALLA PORTA	28.651	N.BULEGA	23.748	1	J.MARTIN	1'41.963	1'42.039 (1)
2	N.BULEGA	<b>33.318</b>	J.MARTIN	<b>16.308</b>	A.CANET	<b>28.663</b>	J.MARTIN	<b>23.811</b>	2	E.BASTIANINI	1'42.262	1'42.349 (2)
3	J.MCPHEE	33.322	F.DI GIANNANTO	16.320	J.MARTIN	28.674	A.CANET	23.850	3	L.DALLA POR	1'42.322	1'42.594 (5)
4	J.KORNFEIL	<b>33.351</b>	J.MCPHEE	<b>16.323</b>	E.BASTIANINI	<b>28.717</b>	L.DALLA PORTA	<b>23.851</b>	4	A.CANET	1'42.331	1'42.562 (4)
5	M.BEZZECCHI	33.356	K.TOBA	16.329	J.MCPHEE	28.721	L.LOI	23.883	5	N.BULEGA	1'42.352	1'42.445 (3)
6	E.BASTIANINI	<b>33.378</b>	A.SASAKI	<b>16.331</b>	M.BEZZECCHI	<b>28.758</b>	E.BASTIANINI	<b>23.900</b>	6	M.BEZZECCHI	1'42.499	1'42.764 (8)
7	A.CANET	33.383	D.BINDER	16.362	N.ANTONELLI	28.783	D.BINDER	23.937	7	J.MCPHEE	1'42.542	1'42.595 (6)
8	A.NORRODIN	<b>33.407</b>	T.SUZUKI	<b>16.366</b>	F.DI GIANNANTO	<b>28.853</b>	M.RAMIREZ	<b>23.939</b>	8	M.RAMIREZ	1'42.701	1'42.811 (9)
9	L.DALLA PORTA	33.417	T.ARBOLINO	16.367	G.RODRIGO	28.862	M.BEZZECCHI	23.961	9	F.DI GIANNAN	1'42.729	1'42.749 (7)
10	J.MASIA	<b>33.425</b>	L.LOI	<b>16.386</b>	J.KORNFEIL	<b>28.866</b>	A.ARENAS	<b>23.979</b>	10	N.ANTONELLI	1'42.809	1'43.117 (15)
11	M.RAMIREZ	33.459	P.OETTL	16.397	M.RAMIREZ	28.870	A.SASAKI	23.998	11	T.ARBOLINO	1'42.826	1'43.091 (14)
12	T.ARBOLINO	<b>33.466</b>	N.BULEGA	<b>16.402</b>	K.TOBA	<b>28.881</b>	P.OETTL	<b>24.025</b>	12	A.SASAKI	1'42.835	1'43.124 (16)
13	N.ANTONELLI	33.519	L.DALLA PORTA	16.403	N.BULEGA	28.884	G.RODRIGO	24.029	13	G.RODRIGO	1'42.838	1'42.933 (10)
14	F.DI GIANNANTO	<b>33.520</b>	J.MASIA	<b>16.415</b>	J.MASIA	<b>28.905</b>	F.DI GIANNANTO	<b>24.036</b>	14	J.MASIA	1'42.852	1'43.275 (20)
15	G.RODRIGO	33.521	D.FOGGIA	16.418	A.NORRODIN	28.914	D.FOGGIA	24.038	15	K.TOBA	1'42.868	1'43.290 (21)
16	A.ARENAS	<b>33.560</b>	A.OGURA	<b>16.423</b>	N.ATIRATPHUVA	<b>28.914</b>	T.ARBOLINO	<b>24.046</b>	16	J.KORNFEIL	1'42.903	1'43.030 (11)
17	D.FOGGIA	33.569	M.BEZZECCHI	16.424	A.SASAKI	28.928	T.SUZUKI	24.060	17	T.SUZUKI	1'43.019	1'43.390 (22)
18	K.TOBA	<b>33.577</b>	G.RODRIGO	<b>16.426</b>	A.MIGNO	<b>28.938</b>	N.ANTONELLI	<b>24.064</b>	18	A.NORRODIN	1'43.042	1'43.067 (12)
19	A.SASAKI	33.578	M.RAMIREZ	16.433	T.ARBOLINO	28.947	K.TOBA	24.081	19	L.LOI	1'43.061	1'43.193 (17)
20	K.MASAKI	<b>33.596</b>	A.CANET	<b>16.435</b>	T.SUZUKI	<b>28.964</b>	A.OGURA	<b>24.084</b>	20	D.FOGGIA	1'43.072	1'43.268 (19)
21	A.MIGNO	33.620	A.NORRODIN	16.439	A.LOPEZ	28.994	J.MASIA	24.107	21	P.OETTL	1'43.076	1'43.212 (18)
22	T.SUZUKI	<b>33.629</b>	N.ANTONELLI	<b>16.443</b>	P.OETTL	<b>29.004</b>	A.LOPEZ	<b>24.137</b>	22	A.ARENAS	1'43.083	1'43.083 (13)
23	L.LOI	33.645	A.LOPEZ	16.461	D.FOGGIA	29.047	J.KORNFEIL	24.174	23	D.BINDER	1'43.206	1'43.452 (23)
24	N.ATIRATPHUVA	<b>33.646</b>	A.ARENAS	<b>16.466</b>	A.ARENAS	<b>29.078</b>	J.MCPHEE	<b>24.176</b>	24	N.ATIRATPHU	1'43.335	1'43.746 (25)

These data/results cannot be reproduced, stored and/or transmitted in whole or in part by any manner of electronic, mechanical, photocopying, recording, broadcasting or otherwise now known or herein after developed without the previous express consent by the copyright owner, except for reproduction in daily press and regular printed publications on sale to the public within 60 days of the event related to those data/results and always provided that copyright symbol appears together as follows below.


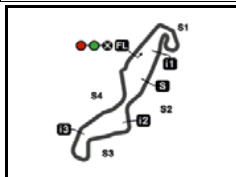
© DORNA, 2018

Official MotoGP Timing by TISSOT  
www.motogp.com

motoE™



TT Circuit Assen

Results and timing service provided by  TISSOT

4542 m.

## MOTUL TT ASSEN

### Qualifying

### Best Partial Times

Moto3™

*IT* Ideal Lap Time, sum of the best partial times*BT* Best Lap Time

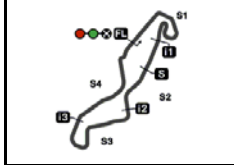
Pos	T1		T2		T3		T4		Pos	Rider	IT	BT
	Rider	Time	Rider	Time	Rider	Time	Rider	Time				
25	P.OETTL	33.650	J.KORNFEIL	16.512	L.LOI	29.147	N.ATIRATPHUVA	24.233	25	<b>A.LOPEZ</b>	1'43.415	1'43.894 (26)
26	<b>D.BINDER</b>	<b>33.711</b>	<b>K.MASAKI</b>	<b>16.516</b>	<b>D.BINDER</b>	<b>29.196</b>	<b>A.NORRODIN</b>	<b>24.282</b>	26	<b>A.MIGNO</b>	1'43.474	1'43.527 (24)
27	A.LOPEZ	33.823	N.ATIRATPHUVA	16.542	S.NEPA	29.246	A.MIGNO	24.323	27	<b>A.OGURA</b>	1'43.668	1'43.938 (27)
28	<b>A.OGURA</b>	<b>33.871</b>	<b>A.MIGNO</b>	<b>16.593</b>	<b>K.MASAKI</b>	<b>29.265</b>	<b>K.MASAKI</b>	<b>24.423</b>	28	<b>K.MASAKI</b>	1'43.800	1'44.271 (28)
29	S.NEPA	34.128	S.NEPA	16.671	A.OGURA	29.290	S.NEPA	24.453	29	<b>S.NEPA</b>	1'44.498	1'44.616 (29)
30	<b>R.VAN DE LAGE</b>	<b>34.515</b>	<b>R.VAN DE LAGE</b>	<b>16.881</b>	<b>R.VAN DE LAGE</b>	<b>29.511</b>	<b>R.VAN DE LAGE</b>	<b>24.725</b>	30	<b>R.VAN DE LAG</b>	1'45.632	1'45.879 (30)

These data/results cannot be reproduced, stored and/or transmitted in whole or in part by any manner of electronic, mechanical, photocopying, recording, broadcasting or otherwise now known or herein after developed without the previous express consent by the copyright owner, except for reproduction in daily press and regular printed publications on sale to the public within 60 days of the event related to those data/results and always provided that copyright symbol appears together as follows below.

© DORNA, 2018

Official MotoGP Timing by  TISSOT  
www.motogp.com







4542 m.

## MOTUL TT ASSEN

### Qualifying

### Fastest Laps Sequence

<i>Practice Time</i>	 <i>Rider</i>	<i>Nation</i>	<i>Motorcycle</i>	<i>Time</i>	<i>Km/h</i>	<i>Rider's Lap</i>
<b>4'07.483</b>	65 <b>Philipp OETTL</b>	GER	KTM	<b>1'44.137</b>	157.0	2
<b>4'50.382</b>	19 <b>Gabriel RODRIGO</b>	ARG	KTM	<b>1'43.785</b>	157.5	2
<b>5'16.050</b>	75 <b>Albert ARENAS</b>	SPA	KTM	<b>1'43.764</b>	157.5	2
<b>5'16.305</b>	8 <b>Nicolo BULEGA</b>	ITA	KTM	<b>1'43.112</b>	158.5	2
<b>6'58.033</b>	88 <b>Jorge MARTIN</b>	SPA	HONDA	<b>1'42.676</b>	159.2	3
<b>8'40.677</b>	88 <b>Jorge MARTIN</b>	SPA	HONDA	<b>1'42.644</b>	159.3	4
<b>20'37.102</b>	44 <b>Aron CANET</b>	SPA	HONDA	<b>1'42.562</b>	159.4	8
<b>20'47.676</b>	88 <b>Jorge MARTIN</b>	SPA	HONDA	<b>1'42.526</b>	159.4	8
<b>24'10.886</b>	33 <b>Enea BASTIANINI</b>	ITA	HONDA	<b>1'42.349</b>	159.7	8
<b>38'40.986</b>	88 <b>Jorge MARTIN</b>	SPA	HONDA	<b>1'42.039</b>	160.2	13

These data/results cannot be reproduced, stored and/or transmitted in whole or in part by any manner of electronic, mechanical, photocopying, recording, broadcasting or otherwise now known or herein after developed without the previous express consent by the copyright owner, except for reproduction in daily press and regular printed publications on sale to the public within 60 days of the event related to those data/results and always provided that copyright symbol appears together as follows below.

© DORNA, 2018

Official MotoGP Timing by TISSOT  
www.motogp.com

Assen, Saturday, June 30, 2018

