


4226 m.

	Rider	Nation	Team	Motorcycle	Time	Lap Total	Gap	Top Speed
1	4 Andrea DOVIZIOSO	ITA	Ducati Team	DUCATI	1'32.608	17 20		295.5
2	35 Cal CRUTCHLOW	GBR	LCR Honda CASTROL	HONDA	1'32.709	18 20	0.101 0.101	294.2
3	25 Maverick VIÑALES	SPA	Movistar Yamaha MotoGP	YAMAHA	1'32.739	21 24	0.131 0.030	293.8
4	99 Jorge LORENZO	SPA	Ducati Team	DUCATI	1'32.807	14 19	0.199 0.068	294.3
5	29 Andrea IANNONE	ITA	Team SUZUKI ECSTAR	SUZUKI	1'32.923	18 21	0.315 0.116	291.7
6	43 Jack MILLER	AUS	Alma Pramac Racing	DUCATI	1'33.193	16 19	0.585 0.270	291.2
7	26 Dani PEDROSA	SPA	Repsol Honda Team	HONDA	1'33.209	20 21	0.601 0.016	295.5
8	5 Johann ZARCO	FRA	Monster Yamaha Tech 3	YAMAHA	1'33.241	20 20	0.633 0.032	290.4
9	9 Daniilo PETRUCCI	ITA	Alma Pramac Racing	DUCATI	1'33.255	19 21	0.647 0.014	293.0
10	21 Franco MORBIDELLI	ITA	EG 0,0 Marc VDS	HONDA	1'33.304	16 18	0.696 0.049	287.6
11	45 Scott REDDING	GBR	Aprilia Racing Team Gresini	APRILIA	1'33.322	16 18	0.714 0.018	287.5
12	19 Alvaro BAUTISTA	SPA	Angel Nieto Team	DUCATI	1'33.404	19 22	0.796 0.082	290.9
13	93 Marc MARQUEZ	SPA	Repsol Honda Team	HONDA	1'33.406	11 22	0.798 0.002	292.3
14	42 Alex RINS	SPA	Team SUZUKI ECSTAR	SUZUKI	1'33.607	18 20	0.999 0.201	291.4
15	46 Valentino ROSSI	ITA	Movistar Yamaha MotoGP	YAMAHA	1'33.615	20 20	1.007 0.008	289.8
16	51 Michele PIRRO	ITA	Ducati Team	DUCATI	1'33.696	16 20	1.088 0.081	292.3
17	30 Takaaki NAKAGAMI	JPN	LCR Honda IDEMITSU	HONDA	1'33.843	21 21	1.235 0.147	286.1
18	38 Bradley SMITH	GBR	Red Bull KTM Factory Racing	KTM	1'34.286	17 20	1.678 0.443	289.8
19	41 Aleix ESPARGARO	SPA	Aprilia Racing Team Gresini	APRILIA	1'34.544	16 19	1.936 0.258	291.2
20	6 Stefan BRADL	GER	HRC Honda Team	HONDA	1'34.584	13 20	1.976 0.040	295.3
21	44 Po ESPARGARO	SPA	Red Bull KTM Factory Racing	KTM	1'34.614	16 18	2.006 0.030	292.2
22	12 Thomas LUTHI	SWI	EG 0,0 Marc VDS	HONDA	1'34.801	19 21	2.193 0.187	288.3
23	10 Xavier SIMEON	BEL	Reale Avintia Racing	DUCATI	1'34.967	16 18	2.359 0.166	287.3
24	17 Karel ABRAHAM	CZE	Angel Nieto Team	DUCATI	1'35.077	17 17	2.469 0.110	290.9
25	55 Hafizh SYAHRIN	MAL	Monster Yamaha Tech 3	YAMAHA	1'35.529	20 20	2.921 0.452	291.6
Not qualified (Out 107%)					1'39.090			
	23 Christophe PONSSON	FRA	Reale Avintia Racing	DUCATI	1'40.038	20 22	7.430 4.509	281.0

Practice condition: Dry

Air: 22°

Humidity: 72%

Ground: 21°

Fastest Lap:	Lap: 17	Andrea DOVIZIOSO	1'32.608	164.2 Km/h
Circuit Record Lap:	2016	Dani PEDROSA	1'32.979	163.6 Km/h
Circuit Best Lap:	2016	Jorge LORENZO	1'31.868	165.6 Km/h

The results are provisional until the end of the limit for protest and appeals.

Time limit for protest expires 30' after publication of the results - Time:

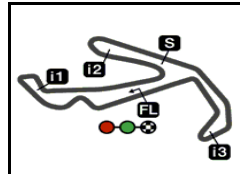
These data/results cannot be reproduced, stored and/or transmitted in whole or in part by any manner of electronic, mechanical, photocopying, recording, broadcasting or otherwise now known or herein after developed without the previous express consent by the copyright owner, except for reproduction in daily press and regular printed publications on sale to the public within 60 days of the event related to those data/results and always provided that copyright symbol appears together as follows below.

© DORNA, 2018

Official MotoGP Timing by TISSOT
www.motogp.com



Misano Adriatico, Friday, September 07, 2018



4226 m.

GRAN PREMIO OCTO DI SAN MARINO E DELLA RIVIERA DI RI

Free Practice Nr. 1

Top Speed & Average

4



Rider	Nation	Motorcycle	Top 5 speeds					Average	Top
4 Andrea DOVIZIOSO	ITA	DUCATI	295.5	293.9	293.3	293.3	293.2	293.8	295.5
26 Dani PEDROSA	SPA	HONDA	295.5	294.7	294.7	293.8	291.7	294.1	295.5
6 Stefan BRADL	GER	HONDA	295.3	293.5	293.5	293.0	292.7	293.6	295.3
99 Jorge LORENZO	SPA	DUCATI	294.3	293.7	293.0	292.3	292.2	293.1	294.3
35 Cal CRUTCHLOW	GBR	HONDA	294.2	293.3	292.5	292.5	292.3	292.9	294.2
25 Maverick VIÑALES	SPA	YAMAHA	293.8	293.7	293.0	292.9	291.5	292.7	293.8
9 Danilo PETRUCCI	ITA	DUCATI	293.0	291.5	291.4	291.0	290.4	291.5	293.0
51 Michele PIRRO	ITA	DUCATI	292.3	291.7	291.5	291.1	290.7	291.5	292.3
93 Marc MARQUEZ	SPA	HONDA	292.3	291.1	290.8	290.7	290.4	291.1	292.3
44 Po ESPARGARO	SPA	KTM	292.2	291.2	290.9	290.7	290.7	291.1	292.2
29 Andrea IANNONE	ITA	SUZUKI	291.7	290.5	288.9	288.5	288.5	289.6	291.7
55 Hafizh SYAHRIN	MAL	YAMAHA	291.6	288.6	288.1	287.6	287.3	288.6	291.6
42 Alex RINS	SPA	SUZUKI	291.4	291.1	291.1	290.9	290.3	291.0	291.4
41 Aleix ESPARGARO	SPA	APRILIA	291.2	290.2	289.3	289.2	289.0	289.8	291.2
43 Jack MILLER	AUS	DUCATI	291.2	289.9	288.6	288.3	288.3	289.3	291.2
17 Karel ABRAHAM	CZE	DUCATI	290.9	290.2	289.9	289.6	289.6	290.0	290.9
19 Alvaro BAUTISTA	SPA	DUCATI	290.9	290.6	290.6	290.4	290.3	290.6	290.9
5 Johann ZARCO	FRA	YAMAHA	290.4	289.6	289.5	289.0	288.6	289.4	290.4
38 Bradley SMITH	GBR	KTM	289.8	289.6	288.9	288.6	288.0	289.0	289.8
46 Valentino ROSSI	ITA	YAMAHA	289.8	289.3	289.2	289.1	289.0	289.3	289.8
12 Thomas LUTHI	SWI	HONDA	288.3	287.5	286.3	285.8	285.4	286.7	288.3
21 Franco MORBIDELLI	ITA	HONDA	287.6	287.1	287.0	286.7	286.3	286.9	287.6
45 Scott REDDING	GBR	APRILIA	287.5	286.3	285.9	285.7	285.0	286.1	287.5
10 Xavier SIMEON	BEL	DUCATI	287.3	286.8	286.0	284.8	283.6	285.1	287.3
30 Takaaki NAKAGAMI	JPN	HONDA	286.1	285.3	285.0	284.5	284.3	285.0	286.1
23 Christophe PONSSON	FRA	DUCATI	281.0	279.7	278.7	278.6	278.6	279.3	281.0

These data/results cannot be reproduced, stored and/or transmitted in whole or in part by any manner of electronic, mechanical, photocopying, recording, broadcasting or otherwise now known or herein after developed without the previous express consent by the copyright owner, except for reproduction in daily press and regular printed publications on sale to the public within 60 days of the event related to those data/results and always provided that copyright symbol appears together as follows below.

© DORNA, 2018

Official MotoGP Timing by TISSOT
www.motogp.com



Misano Adriatico, Friday, September 07, 2018

GRAN PREMIO OCTO DI SAN MARINO E DELLA RIVIERA DI RI

Free Practice Nr. 1

Chronological Analysis of Performances

5

* Lap / Sector time cancelled

T1 Time from finish line to 1st intermediate

T3 Time from 2nd intermed. to 3rd intermed.

P Crossing the finish line in pit lane

T2 Time from 1st intermed. to 2nd intermed.

T4 Time from 3rd intermediate to finish line

**Tyre data subject to further updates

Lap	Lap Time	T1	T2	T3	T4	Speed	Lap	Lap Time	T1	T2	T3	T4	Speed	
1st	4	Andrea DOVIZIOSO DUCATI ITA						9	1'36.601	22.479	24.858	26.871	22.393	288.4
		Ducati Team						10	1'36.423	26.762	21.783	26.629	21.249	281.8
		Runs=3 Total laps=20 Full laps=13						11	1'35.655	26.136	21.274	25.784	22.461	292.5
Run #	1	Front Tyre	Slick-Soft	Rear Tyre	Slick-Medium		12	1'34.551	26.313	21.480	25.663	21.095	292.0	
		New Tyre		New Tyre			13	1'33.793	26.006	21.191	25.549	21.047	292.5	
1	2'12.624	21.011	24.130	28.107	23.211	285.7	14	1'33.993	26.118	21.283	25.521	21.071	292.3	
2	1'38.225	27.767	22.156	26.672	21.630	288.6	15	1'33.157 P	27.844*	22.267	26.478	16.568	282.9	
3	1'35.934 *	26.600	21.343	26.320*	21.671	295.5	Run #	3	Front Tyre	Slick-Medium	Rear Tyre	Slick-Soft		
4	1'35.213	26.590	21.223	25.971	21.429	288.0			New Tyre		New Tyre			
5	1'33.702	26.157	21.047	25.446	21.052	293.0	16	1'29.305	20.124	22.023	25.962	21.196	291.3	
6	1'32.524 P	27.004	22.436	26.443	16.641	287.6	17	1'32.933	25.849	21.001	25.318	20.765	292.2	
Run #	2	Front Tyre	Slick-Soft	Rear Tyre	Slick-Medium		18	1'32.709	25.818	20.904	25.201	20.786	294.2	
		6 Laps at start		6 Laps at start			19	1'33.153	25.900	20.859	25.391	21.003	292.1	
7	1'33.808	21.601	23.936	26.554	21.717	286.0	20	1'53.462 *	32.435*	29.172	27.556	24.299	273.8	
8	1'34.635	26.472	21.251	25.684	21.228	291.5	3rd	25	Maverick VIÑALES YAMAHA SPA					
9	1'34.436 *	26.352	21.139	25.821*	21.124	293.9			Movistar Yamaha MotoGP					
10	1'33.937	26.040	21.156	25.574	21.167	292.8			Runs=3 Total laps=24 Full laps=15					
11	1'33.619	26.088	21.005	25.546	20.980	293.3	Run #	1	Front Tyre	Slick-Soft	Rear Tyre	Slick-Medium		
12	1'38.163	26.674	23.053	27.191	21.245	269.7			New Tyre		New Tyre			
13	1'31.550 P	26.282	21.345	26.860	17.063	285.2	1	3'24.963	21.363	23.362	27.298	22.271	287.6	
Run #	3	Front Tyre	Slick-Soft	Rear Tyre	Slick-Soft		2	1'36.635	27.336	21.559	26.144	21.596	289.4	
		13 Laps at start		New Tyre			3	1'34.963	26.628	21.313	25.747	21.275	289.9	
14	1'33.693	23.060	22.570	26.390	21.673	289.3	4	1'35.082	26.542	21.596	25.707	21.237	290.6	
15	1'33.711	26.124	21.044	25.543	21.000	290.0	5	1'34.264	26.322	21.322	25.497	21.123	291.4	
16	1'32.690	25.844	20.866	25.210	20.770	293.3	6	1'34.509 *	26.293	21.138	25.792*	21.286	290.7	
17	1'32.608	25.816	20.779	25.209	20.804	293.2	7	1'34.699 *	26.253	21.205	26.037*	21.204	291.4	
18	1'35.736	26.407	21.315	26.724	21.290	283.8	8	1'34.186	26.299	21.174	25.611	21.102	290.6	
19	1'33.274	25.931	20.898	25.435	21.010	292.1	9	1'34.028	26.156	21.099	25.636	21.137	290.4	
20	1'34.101	26.120	21.222	25.647	21.112	290.1	10	1'33.832	26.164	21.134	25.507	21.027	291.4	
2nd	35	Cal CRUTCHLOW HONDA GBR						11	1'33.747	26.090	21.124	25.472	21.061	290.2
		LCR Honda CASTROL						12	1'33.575	25.997	21.076	25.456	21.046	291.5
		Runs=3 Total laps=20 Full laps=13						13	1'33.616	26.127	21.070	25.413	21.006	290.3
Run #	1	Front Tyre	Slick-Soft	Rear Tyre	Slick-Medium		14	1'33.850 P	27.327	22.417	26.729	17.377	285.0	
		New Tyre		New Tyre			Run #	2	Front Tyre	Slick-Soft	Rear Tyre	Slick-Medium		
1	2'48.553	21.156	23.763	28.407	22.555	282.3			14 Laps at start		14 Laps at start			
2	1'37.882	27.221	21.903	26.574	22.184	291.1	15	1'29.234	20.139	21.675	26.025	21.395	288.6	
3	1'36.005	26.801	21.413	26.012	21.779	291.7	16	1'35.095	27.090	21.226	25.592	21.187	290.9	
4	1'34.637	26.267	21.462	25.764	21.144	292.3	17	1'34.490 *	26.217	21.146	25.836*	21.291	292.9	
5	1'34.483	26.472	21.349	25.577	21.085	293.3	18	1'29.613 P	26.392	21.362	25.480	16.379	291.0	
6	1'37.731 *	27.602*	21.997	26.723	21.409	286.5	Run #	3	Front Tyre	Slick-Medium	Rear Tyre	Slick-Soft		
7	1'34.085	26.173	21.262	25.619	21.031	292.2			New Tyre		New Tyre			
8	1'35.533 P	29.368*	22.384	27.203	16.578	285.1	19	1'29.129	20.560	21.590	25.850	21.129	293.0	
Run #	2	Front Tyre	Slick-Soft	Rear Tyre	Slick-Medium		20	1'32.868	26.009	20.913	25.109	20.837	293.8	
		8 Laps at start		8 Laps at start			21	1'32.739	25.831	20.912	25.124	20.872	293.7	

Fastest Lap: Andrea DOVIZIOSO Ducati Team ITA **1'32.608** 25.816 20.779 25.209 20.804

These data/results cannot be reproduced, stored and/or transmitted in whole or in part by any manner of electronic, mechanical, photocopying, recording, broadcasting or otherwise now known or herein after developed without the previous express consent by the copyright owner, except for reproduction in daily press and regular printed publications on sale to the public within 60 days of the event related to those data/results and always provided that copyright symbol appears together as follows below.
© DORNA, 2018



Free Practice Nr. 1

MotoGP

Lap	Lap Time	T1	T2	T3	T4	Speed	Lap	Lap Time	T1	T2	T3	T4	Speed
22	1'34.630	26.914	21.165	25.502	21.049	291.5	15	1'34.114	26.182	21.161	25.895	20.876	290.5
23	1'33.259	25.963	21.007	25.309	20.980	291.4	16	1'30.392 P	26.454	21.403	25.959	16.576	288.0
24	1'41.554 *	31.805*	21.633	26.060	22.056	290.0	Run # 4 Front Tyre Slick-Medium Rear Tyre Slick-Soft						
4th 99 Jorge LORENZO DUCATI SPA Ducati Team							New Tyre New Tyre						
Runs=3 Total laps=19 Full laps=13													
Run # 1	Front Tyre	Slick-Medium	Rear Tyre	Slick-Medium									
New Tyre New Tyre													
1	3'05.921	20.575	23.952	27.681	22.589	286.7	17	1'27.769	19.303	21.545	25.955	20.966	288.2
2	1'38.634	27.493	22.361	26.799	21.981	291.7	18	1'32.923	25.774	20.971	25.333	20.845	288.0
3	1'35.677	26.722	21.559	26.099	21.297	291.5	19	1'35.012	25.854	20.962	26.452	21.744	283.9
4	1'34.602	26.475	21.206	25.803	21.118	291.8	20	1'42.415 *	28.654*	24.363	28.188	21.210	261.8
5	1'34.882	26.327	21.258	26.044	21.253	289.3	21	1'33.783	26.392	21.005	25.472	20.914	288.5
6	1'30.853 P	27.191	21.623	25.846	16.193	290.9	6th 43 Jack MILLER DUCATI AUS Alma Pramac Racing						
Run # 2 Front Tyre Slick-Soft Rear Tyre Slick-Medium							Runs=2 Total laps=19 Full laps=12						
New Tyre 6 Laps at start													
7	1'27.340	18.608	21.801	25.648	21.283	291.1	Run # 1	Front Tyre	Slick-Soft	Rear Tyre	Slick-Medium		
8	1'33.966	26.329	21.070	25.541	21.026	291.4	New Tyre New Tyre						
9	1'34.103 *	26.178	21.086	25.600*	21.239	291.4	1	2'06.823	20.405	22.940	27.687	22.097	286.8
10	1'34.107	26.203	21.116	25.639	21.149	292.2	2	1'38.800	27.803	22.120	27.042	21.835	281.5
11	1'34.078	26.134	21.112	25.616	21.216	291.6	3	1'35.792	26.701	21.888	25.914	21.289	288.0
12	1'33.139 P	28.696	22.488	25.755	16.200	291.3	4	1'35.369 *	26.517	21.649	25.830*	21.373	286.7
Run # 3 Front Tyre Slick-Soft Rear Tyre Slick-Soft													
6 Laps at start New Tyre													
13	1'27.021	19.150	21.366	25.349	21.156	292.1	5	1'37.039	26.487	21.473	25.872	23.207	286.0
14	1'32.807	25.856	20.828	25.309	20.814	291.2	6	1'34.814	26.657	21.397	25.695	21.065	289.9
15	1'32.841	25.829	20.733	25.295	20.984	294.3	7	1'34.530	26.458	21.338	25.656	21.078	291.2
16	1'36.844	28.337	21.961	25.473	21.073	293.7	8	1'34.465	26.368	21.518	25.602	20.977	287.0
17	1'33.169	26.040	20.843	25.382	20.904	293.0	9	1'29.914 P	26.536	21.561	25.575	16.242	288.3
18	1'38.613	26.560	23.862	26.627	21.564	282.3	Run # 2 Front Tyre Slick-Medium Rear Tyre Slick-Medium						
19	1'33.500	26.149	20.829	25.478	21.044	292.3	New Tyre 9 Laps at start						
5th 29 Andrea IANNONE SUZUKI ITA Team SUZUKI ECSTAR													
Runs=4 Total laps=21 Full laps=9													
Run # 1	Front Tyre	Slick-Soft	Rear Tyre	Slick-Medium									
New Tyre New Tyre													
1	2'05.714	20.431	23.526	27.990	23.011	281.1	10	1'33.646	20.688	22.736	27.305	22.917	284.1
2	1'39.065	28.351	22.033	26.949	21.732	286.5	11	1'38.981 *	26.463	21.684	28.893*	21.941	253.9
3	1'36.288 *	26.898	21.477	26.422*	21.491	287.4	12	1'34.163	26.269	21.392	25.529	20.973	286.6
4	1'42.580 *	33.324*	21.829	26.143	21.284	288.5	13	1'33.737	26.111	21.179	25.480	20.967	288.0
5	1'35.127	26.517	21.398	25.813	21.399	291.7	14	1'35.908 P	28.777*	21.851	28.351*	16.929	267.9
6	1'34.925 *	26.418	21.426	26.081*	21.000	286.1	Run # 3 Front Tyre Slick-Medium Rear Tyre Slick-Soft						
7	1'34.246 *	26.248	21.255	25.733*	21.010	288.0	5 Laps at start New Tyre						
8	1'35.837 P	29.177*	23.841	26.316*	16.503	284.0	15	1'33.436	23.107	22.323	26.532	21.474	282.5
Run # 2 Front Tyre Slick-Soft Rear Tyre Slick-Medium													
8 Laps at start 8 Laps at start													
9	1'40.835	23.424	23.743	27.602	26.066	276.0	16	1'33.193	26.133	20.979	25.275	20.806	288.6
10	1'34.553	26.316	21.466	25.728	21.043	288.9	17	1'33.294	25.957	20.922	25.161	21.254	288.3
11	1'33.964	26.118	21.225	25.643	20.978	287.9	18	1'36.160	26.163	20.832	27.220	21.945	286.7
12	1'32.780 P	26.215	21.688	27.729*	17.148	255.1	19	1'33.470	26.113	21.061	25.368	20.928	287.6
Run # 3 Front Tyre Slick-Soft Rear Tyre Slick-Medium													
12 Laps at start 12 Laps at start													
13	1'51.430	24.160	28.220	36.555	22.495	132.3	7th 26 Dani PEDROSA HONDA SPA Repsol Honda Team						
14	1'37.266	26.702	23.569	25.889	21.106	288.3	Runs=3 Total laps=21 Full laps=15						
Run # 1 Front Tyre Slick-Soft Rear Tyre Slick-Medium													
New Tyre New Tyre													
1	2'36.386	23.164	24.055	28.630	23.283	266.9	Run # 1	Front Tyre	Slick-Soft	Rear Tyre	Slick-Medium		
2	1'39.770	28.021	22.450	27.101	22.198	284.1	New Tyre New Tyre						
3	1'36.988	27.194	21.796	26.239	21.759	289.9	1	2'36.386	23.164	24.055	28.630	23.283	266.9
4	1'36.431	27.002	21.707	26.115	21.607	291.2	2	1'39.770	28.021	22.450	27.101	22.198	284.1
5	1'35.428	26.509	21.498	25.955	21.466	289.0	3	1'36.988	27.194	21.796	26.239	21.759	289.9
6	1'35.155	26.535	21.461	25.798	21.361	289.6	4	1'36.431	27.002	21.707	26.115	21.607	291.2
7	1'34.931	26.498	21.377	25.749	21.307	290.8	5	1'35.428	26.509	21.498	25.955	21.466	289.0
8	1'33.422 P	27.747	22.659	26.910	16.106	285.4	6	1'35.155	26.535	21.461	25.798	21.361	289.6
Run # 2 Front Tyre Slick-Soft Rear Tyre Slick-Medium													
8 Laps at start 8 Laps at start													
9	1'33.687	21.994	23.527	26.282	21.884	290.6	Run # 1	Front Tyre	Slick-Soft	Rear Tyre	Slick-Medium		
10	1'35.582	26.746	21.591	25.810	21.435	291.7	New Tyre New Tyre						

Fastest Lap: Andrea DOVIZIOSO Ducati Team ITA 1'32.608 25.816 20.779 25.209 20.804

These data/results cannot be reproduced, stored and/or transmitted in whole or in part by any manner of electronic, mechanical, photocopying, recording, broadcasting or otherwise now known or herein after developed without the previous express consent by the copyright owner, except for reproduction in daily press and regular printed publications on sale to the public within 60 days of the event related to those data/results and always provided that copyright symbol appears together as follows below.
© DORNA, 2018



Free Practice Nr. 1

MotoGP

Lap	Lap Time	T1	T2	T3	T4	Speed	Lap	Lap Time	T1	T2	T3	T4	Speed
11	1'34.942	26.422	21.492	25.668	21.360	291.3	8	1'34.583	26.323	21.284	25.751	21.225	289.0
12	1'34.689	26.320	21.329	25.664	21.376	290.4	9	1'33.664 P	28.555	24.013	25.872	15.224	290.4
13	1'34.308	26.221	21.305	25.546	21.236	290.8	Run # 2 Front Tyre Slick-Medium Rear Tyre Slick-Medium New Tyre 9 Laps at start						
14	1'34.365	26.237	21.214	25.639	21.275	291.6	10	1'39.565	21.534	24.277	31.300	22.454	172.1
15	1'33.350 P	27.811	22.172	27.487	15.880	270.1	11	1'35.530	27.072	21.552	25.698	21.208	289.0
Run # 3 Front Tyre Slick-Soft Rear Tyre Slick-Soft 15 Laps at start New Tyre						12	1'33.944	26.085	21.282	25.505	21.072	289.1	
16	1'31.279	21.516	22.233	25.960	21.570	291.0	13	1'39.657	26.677	23.740	27.612	21.628	265.6
17	1'33.824	26.226	21.242	25.309	21.047	295.5	14	1'34.136	26.201	21.292	25.529	21.114	291.0
18	1'33.199 *	25.906	21.062	25.196*	21.035	294.7	15	1'34.557	26.067	21.596	25.668	21.226	291.5
19	1'33.463	25.870	20.987	25.567	21.039	294.7	16	1'29.138 P	26.227	21.382	25.554	15.975	286.7
20	1'33.209	25.914	20.972	25.392	20.931	293.8	Run # 3 Front Tyre Slick-Medium Rear Tyre Slick-Soft 7 Laps at start New Tyre						
21	1'38.175	26.586	23.167	26.262	22.160	291.6	17	1'30.735	20.579	22.739	25.910	21.507	288.9

8th **5** **Johann ZARCO** YAMAHA FRA
Monster Yamaha Tech 3
Runs=3 Total laps=20 Full laps=14

Run #	1	Front Tyre	Slick-Soft	Rear Tyre	Slick-Medium	New Tyre
1	2'15.595	20.775	24.397	28.016	22.688	273.4
2	1'37.926	27.500	21.946	26.714	21.766	284.9
3	1'36.871	26.946	21.807	26.431	21.687	288.6
4	1'36.273	26.705	21.924	25.971	21.673	288.1
5	1'34.984	26.475	21.543	25.690	21.276	289.5
6	1'35.748	26.578	22.037	25.802	21.331	288.1
7	1'35.064	26.414	21.498	25.782	21.370	287.6
8	1'35.255 *	26.309	21.584	25.908*	21.454	287.6
9	1'34.879	26.389	21.411	25.786	21.293	287.6
10	1'36.347 P	29.356	22.604	27.469	16.918	274.1

Run #	2	Front Tyre	Slick-Soft	Rear Tyre	Slick-Medium	New Tyre
10 Laps at start						10 Laps at start
11	1'31.223	19.976	22.720	26.660	21.867	281.7
12	1'35.388	26.774	21.543	25.724	21.347	288.1
13	1'35.056	26.498	21.437	25.705	21.416	287.7
14	1'34.349	26.229	21.279	25.696	21.145	290.4
15	1'30.845 P	26.186	21.549	26.678*	16.432	288.0

Run #	3	Front Tyre	Slick-Soft	Rear Tyre	Slick-Soft	New Tyre
15 Laps at start						New Tyre
16	1'30.513	20.953	22.239	25.949	21.372	286.5
17	1'33.263	26.033	21.104	25.260	20.866	289.6
18	1'33.265	25.931	21.069	25.344	20.921	288.2
19	1'36.895	26.102	23.050	26.538	21.205	279.9
20	1'33.241	25.987	21.073	25.213	20.968	289.0

9th **9** **Danilo PETRUCCI** DUCATI ITA
Alma Pramac Racing
Runs=3 Total laps=21 Full laps=16

Run #	1	Front Tyre	Slick-Soft	Rear Tyre	Slick-Medium	New Tyre
15 Laps at start						New Tyre
1	2'07.671	22.599	23.676	27.814	22.428	285.7
2	1'42.069	27.511	22.210	28.358	23.990	234.3
3	1'37.498	26.831	21.534	26.721	22.412	290.0
4	1'35.203	26.529	21.449	25.739	21.486	293.0
5	1'34.472	26.375	21.275	25.675	21.147	291.4
6	1'34.674	26.287	21.372	25.788	21.227	290.1
7	1'37.144	26.361	21.464	26.073	23.246	288.9

10th **21** **Franco MORBIDELLI** HONDA ITA
EG 0,0 Marc VDS
Runs=3 Total laps=18 Full laps=12

Run #	1	Front Tyre	Slick-Soft	Rear Tyre	Slick-Medium	New Tyre
8 Laps at start						8 Laps at start
1	2'28.247	22.281	23.896	30.080	22.879	242.0
2	1'38.507	27.964	21.927	26.970	21.646	284.4
3	1'36.110	26.826	21.630	26.343	21.311	284.5
4	1'35.626	26.616	21.804	25.922	21.284	285.5
5	1'35.382	26.496	21.342	26.018	21.526	286.7
6	1'41.561	30.843	22.896	26.437	21.385	284.2
7	1'34.981 *	26.444	21.313	25.967*	21.257	287.1
8	1'34.335 P	28.791*	22.226	26.815	16.503	275.3

Run #	2	Front Tyre	Slick-Soft	Rear Tyre	Slick-Medium	New Tyre
8 Laps at start						8 Laps at start
9	1'31.511	20.560	22.502	26.651	21.798	281.9
10	1'36.283	26.771	21.901	26.134	21.477	281.8
11	1'34.947	26.432	21.312	25.970	21.233	285.4
12	1'34.820	26.332	21.351	25.893	21.244	285.1
13	1'31.442 P	26.329	21.360	26.419*	17.334	285.2

Run #	3	Front Tyre	Slick-Medium	Rear Tyre	Slick-Soft	New Tyre
8 Laps at start						New Tyre
14	1'29.868 *	19.954	22.274	26.285*	21.355	284.8
15	1'34.012	26.339	21.134	25.620	20.919	287.6
16	1'33.304	25.964	21.001	25.507	20.832	287.0
17	1'41.640	26.099	21.720	32.128	21.693	155.3
18	1'33.959	26.083	21.308	25.634	20.934	286.3

11th **45** **Scott REDDING** APRILIA GBR
Aprilia Racing Team Gresini
Runs=3 Total laps=18 Full laps=10

Run #	1	Front Tyre	Slick-Soft	Rear Tyre	Slick-Hard	New Tyre
8 Laps at start						New Tyre
1	2'12.755	20.238	23.433	28.062	23.183	280.9
2	1'38.284	27.779	22.120	26.736	21.649	282.8
3	1'35.477 *	26.596	21.341	26.150*	21.390	287.5
4	1'35.003	26.509	21.387	25.860	21.247	283.9

Fastest Lap: Andrea DOVIZIOSO Ducati Team ITA 1'32.608 25.816 20.779 25.209 20.804

These data/results cannot be reproduced, stored and/or transmitted in whole or in part by any manner of electronic, mechanical, photocopying, recording, broadcasting or otherwise now known or herein after developed without the previous express consent by the copyright owner, except for reproduction in daily press and regular printed publications on sale to the public within 60 days of the event related to those data/results and always provided that copyright symbol appears together as follows below.
© DORNA, 2018



Free Practice Nr. 1

MotoGP

Lap	Lap Time	T1	T2	T3	T4	Speed	Lap	Lap Time	T1	T2	T3	T4	Speed
5	1'38.655 *	29.597*	21.579	26.129	21.350	281.3	1	2'05.236	20.953	23.954	28.004	23.134	269.3
6	1'35.075	26.461	21.479	25.968	21.167	284.2	2	1'37.236	27.242	21.964	26.205	21.825	287.6
7	1'36.175 P	30.474*	22.159	26.868	16.674	273.4	3	1'35.309	26.568	21.498	25.819	21.424	289.4
Run # 2	<i>Front Tyre</i>	<i>Slick-Soft</i>	<i>Rear Tyre</i>	<i>Slick-Hard</i>									
	<i>7 Laps at start</i>			<i>7 Laps at start</i>									
8	1'33.229	22.497	22.772	26.552	21.408	276.5	4	1'34.695	26.335	21.408	25.694	21.258	288.5
9	1'34.559	26.418	21.295	25.765	21.081	284.2	5	1'34.040	26.136	21.208	25.570	21.126	289.1
10	1'34.354	26.286	21.289	25.713	21.066	285.7	6	1'33.973	26.205	21.148	25.445	21.175	289.3
11	1'51.632 *	29.894*	25.328	28.164	28.246	252.5	7	1'34.835 P	28.377	22.582	27.247	16.629	277.0
12	1'34.555	26.311	21.318	25.882	21.044	285.0	Run # 2	<i>Front Tyre</i>	<i>Slick-Medium</i>	<i>Rear Tyre</i>	<i>Slick-Medium</i>		
13	1'34.438 P	26.780	23.817	27.600	16.241	276.4		<i>7 Laps at start</i>			<i>7 Laps at start</i>		
Run # 3	<i>Front Tyre</i>	<i>Slick-Medium</i>	<i>Rear Tyre</i>	<i>Slick-Soft</i>									
	<i>New Tyre</i>		<i>New Tyre</i>										
14	1'38.068	23.319	23.953	28.087	22.709	207.0	8	1'34.419	21.543	23.419	27.050	22.407	283.8
15	1'33.690	26.128	21.169	25.526	20.867	285.9	9	1'37.464	26.895	23.313	25.785	21.471	287.8
16	1'33.322	25.922	21.093	25.376	20.931	286.3	10	1'34.061 *	26.159	21.260	25.381	21.261*	290.0
17	1'39.353	27.286	21.506	28.687	21.874	189.2	11	1'33.406	25.968	21.078	25.244	21.116	292.3
18	1'41.284	26.308	22.303	28.293	24.380	228.5	12	1'33.713	26.104	21.192	25.412	21.005	291.1
							13	1'36.834	27.797	21.595	25.919	21.523	289.0
							14	1'33.989	26.120	21.104	25.465	21.300	290.8
							15	1'34.942 P	29.248	22.209	27.563	15.922	281.6
	Run # 3	<i>Front Tyre</i>	<i>Slick-Medium</i>	<i>Rear Tyre</i>	<i>Slick-Medium</i>								
		<i>15 Laps at start</i>			<i>15 Laps at start</i>								
							16	1'33.488	21.183	22.775	27.401	22.129	277.7
							17	1'36.068	26.604	21.738	26.086	21.640	287.0
							18	1'33.742	26.094	21.119	25.481	21.048	290.4
							19	1'33.622	26.038	21.131	25.469	20.984	289.4
							20	1'33.523	26.008	20.985	25.541	20.989	290.7
							21	1'35.760 P	27.914	21.776	29.913*	16.157	185.8
	Run # 4	<i>Front Tyre</i>	<i>Slick-Medium</i>	<i>Rear Tyre</i>	<i>Slick-Medium</i>								
		<i>21 Laps at start</i>			<i>21 Laps at start</i>								
							22	1'33.109	19.825	22.391	27.358	23.535	275.4

12th 19 Alvaro BAUTISTA DUCATI SPA
Angel Nieto Team

Runs=3 Total laps=22 Full laps=17

Run #	1	Front Tyre	Slick-Soft	Rear Tyre	Slick-Medium	Speed
		<i>New Tyre</i>		<i>New Tyre</i>		
1	2'05.710	21.058	23.807	28.044	23.154	274.5
2	1'40.207	28.696	22.260	27.071	22.180	283.1
3	1'35.790	27.020	21.570	25.956	21.244	289.6
4	1'35.313	26.621	21.597	25.734	21.361	290.9
5	1'35.352	26.420	21.630	25.829	21.473	290.6
6	1'35.583	26.427	21.827	25.857	21.472	288.6
7	1'34.721	26.253	21.475	25.654	21.339	288.1
8	1'34.751	26.235	21.438	25.597	21.481	288.9
9	1'34.658	26.175	21.498	25.625	21.360	287.8
10	1'32.831 P	26.309	21.681	27.082	17.759	278.5
Run # 2	<i>Front Tyre</i>	<i>Slick-Soft</i>	<i>Rear Tyre</i>	<i>Slick-Medium</i>		
	<i>10 Laps at start</i>			<i>10 Laps at start</i>		
11	1'33.323	22.108	23.729	25.988	21.498	287.5
12	1'34.658	26.404	21.459	25.584	21.211	289.4
13	1'35.103	26.198	21.478	26.065	21.362	290.0
14	1'34.488	26.246	21.379	25.551	21.312	289.0
15	1'34.458	26.313	21.326	25.599	21.220	289.0
16	1'34.123	26.169	21.305	25.482	21.167	290.4
17	1'34.587 P	28.908	21.900	26.591	17.188	282.9
Run # 3	<i>Front Tyre</i>	<i>Slick-Soft</i>	<i>Rear Tyre</i>	<i>Slick-Soft</i>		
	<i>New Tyre</i>		<i>New Tyre</i>			
18	1'29.892	20.757	22.026	25.775	21.334	290.6
19	1'33.404	26.168	21.065	25.099	21.072	290.0
20	1'33.434	25.949	21.092	25.393	21.000	288.9
21	1'33.965	26.084	21.019	25.768	21.094	290.3
22	1'33.736	26.277	21.032	25.462	20.965	289.0

13th 93 Marc MARQUEZ HONDA SPA
Repsol Honda Team

Runs=4 Total laps=22 Full laps=14

Run #	1	Front Tyre	Slick-Medium	Rear Tyre	Slick-Medium	Speed
		<i>New Tyre</i>		<i>New Tyre</i>		

14th 42 Alex RINS SUZUKI SPA
Team SUZUKI ECSTAR

Runs=4 Total laps=20 Full laps=11

Run #	1	Front Tyre	Slick-Soft	Rear Tyre	Slick-Medium	Speed
		<i>New Tyre</i>		<i>New Tyre</i>		
1	2'14.993	21.209	24.112	28.296	22.587	287.7
2	1'38.152	27.578	21.976	26.712	21.886	290.2
3	1'31.779 P	26.765	21.406	26.582	17.026	289.8
Run # 2	<i>Front Tyre</i>	<i>Slick-Soft</i>	<i>Rear Tyre</i>	<i>Slick-Medium</i>		
	<i>3 Laps at start</i>			<i>3 Laps at start</i>		
4	1'33.083	22.530	21.865	26.831	21.857	285.9
5	1'35.665	26.961	21.202	26.211	21.291	287.0
6	1'35.178	26.710	21.215	26.052	21.201	287.5
7	1'34.940	26.547	21.190	25.835	21.368	291.1
8	1'35.687 P	30.174*	22.011	26.917	16.585	284.8
Run # 3	<i>Front Tyre</i>	<i>Slick-Soft</i>	<i>Rear Tyre</i>	<i>Slick-Medium</i>		
	<i>8 Laps at start</i>			<i>8 Laps at start</i>		
9	1'36.323	19.601	23.067	30.878	22.777	177.8
10	1'36.562 *	26.952	22.465	25.863*	21.282	288.3
11	1'34.529	26.492	21.293	25.602	21.142	290.9
12	1'36.211	26.458	21.376	26.954	21.423	288.3
13	1'34.686	26.408	21.280	25.820	21.178	289.3
14	1'34.990	26.403	21.277	26.018	21.292	289.6
15	1'35.225 P	30.496	21.678	26.399	16.652	287.5

Fastest Lap: Andrea DOVIZIOSO Ducati Team ITA **1'32.608** 25.816 20.779 25.209 20.804

These data/results cannot be reproduced, stored and/or transmitted in whole or in part by any manner of electronic, mechanical, photocopying, recording, broadcasting or otherwise now known or herein after developed without the previous express consent by the copyright owner, except for reproduction in daily press and regular printed publications on sale to the public within 60 days of the event related to those data/results and always provided that copyright symbol appears together as follows below.
© DORNA, 2018



Free Practice Nr. 1

MotoGP

Lap	Lap Time	T1	T2	T3	T4	Speed	Lap	Lap Time	T1	T2	T3	T4	Speed
Run # 4	Front Tyre Slick-Medium	Rear Tyre Slick-Soft											
		New Tyre		New Tyre									
16	1'36.022	20.783	27.576	26.349	21.314	289.3	Run # 3	Front Tyre Slick-Soft	Rear Tyre Slick-Medium				
17	1'33.765	26.160	21.096	25.374	21.135	291.1			11 Laps at start		New Tyre		
18	1'33.607	26.096	20.999	25.537	20.975	290.3	12	1'36.486	22.549	25.607	26.604	21.726	284.2
19	1'35.564 *	26.072	21.049	27.269*	21.174	286.0	13	1'35.116	26.562	21.649	25.662	21.243	290.6
20	1'33.628	26.101	21.073	25.371	21.083	291.4	14	1'33.974	26.144	21.146	25.426	21.258	291.5

15th 46 Valentino ROSSI YAMAHA ITA
Movistar Yamaha MotoGP
Runs=4 Total laps=20 Full laps=14

Run #	Front Tyre	Slick-Soft	Rear Tyre	Slick-Medium	Speed
		New Tyre		New Tyre	
1	2'33.851	20.975	22.966	27.345	22.750 286.0
2	1'37.289	27.266	21.752	26.644	21.627 284.2
3	1'35.529	26.699	21.564	25.883	21.383 287.0
4	1'34.997	26.421	21.336	25.866	21.374 288.2
5	1'34.876	26.471	21.468	25.684	21.253 288.4
6	1'34.554	26.379	21.263	25.681	21.231 287.3
7	1'34.769	26.278	21.408	25.770	21.313 287.3
8	1'35.179 P	28.408	22.996	27.635	16.140 259.9

Run #	Front Tyre	Slick-Soft	Rear Tyre	Slick-Medium	Speed
		8 Laps at start		8 Laps at start	
9	1'31.878 P	20.383	24.182	30.521	16.792 175.9

Run #	Front Tyre	Slick-Soft	Rear Tyre	Slick-Medium	Speed
		9 Laps at start		9 Laps at start	
10	1'34.036	20.620	23.823	26.349	23.244 284.7
11	1'39.382	26.935	24.163	26.685	21.599 279.3
12	1'35.318	26.519	21.435	25.703	21.661 289.1
13	1'35.215	26.423	21.313	25.760	21.719 288.4
14	1'34.562	26.261	21.334	25.600	21.367 289.0
15	1'34.401	26.286	21.284	25.495	21.336 289.8
16	1'34.086	26.106	21.224	25.511	21.245 288.6
17	1'34.041 P	28.225	22.697	27.346	15.773 261.9

Run #	Front Tyre	Slick-Soft	Rear Tyre	Slick-Medium	Speed
		New Tyre		New Tyre	
18	1'30.769	19.691	23.573	25.996	21.509 288.0
19	1'34.172	26.142	21.373	25.538	21.119 289.2
20	1'33.615	26.089	21.071	25.379	21.076 289.3

16th 51 Michele PIRRO DUCATI ITA
Ducati Team
Runs=3 Total laps=20 Full laps=14

Run #	Front Tyre	Slick-Soft	Rear Tyre	Slick-Medium	Speed
		New Tyre		New Tyre	
1	2'57.207	24.002	25.693	28.980	23.449 257.8
2	1'39.261	28.352	22.319	26.634	21.956 280.0
3	1'36.428	27.300	21.566	26.029	21.533 288.7
4	1'35.032	26.504	21.323	25.757	21.448 291.1
5	1'37.964	28.407	22.098	26.051	21.408 284.3
6	1'34.529	26.250	21.454	25.523	21.302 290.0
7	1'36.288 P	27.974	23.205	27.347	17.762 267.1

Run #	Front Tyre	Slick-Soft	Rear Tyre	Slick-Medium	Speed
		7 Laps at start		7 Laps at start	
8	1'38.067	25.738	22.996	27.038	22.295 275.2
9	1'36.160	26.878	21.791	25.947	21.544 287.7

Run #	Front Tyre	Slick-Soft	Rear Tyre	Slick-Medium	Speed
		New Tyre		New Tyre	
15	1'40.716 *	30.598*	22.410	26.197	21.511 286.5
16	1'33.696	26.177	21.119	25.449	20.951 292.3
17	1'33.974	26.157	21.285	25.530	21.002 290.7
18	1'35.483	26.244	21.604	26.192	21.443 286.3
19	1'34.168	26.248	21.222	25.513	21.185 291.7
20	1'34.663	26.291	21.348	25.802	21.222 286.8

17th 30 Takaaki NAKAGAMI HONDA JPN
LCR Honda IDEMITSU
Runs=3 Total laps=21 Full laps=15

Run #	Front Tyre	Slick-Soft	Rear Tyre	Slick-Medium	Speed
		New Tyre		New Tyre	
1	2'25.959	23.195	26.175	29.071	23.338 269.7
2	1'38.780	27.903	22.293	26.720	21.864 283.7
3	1'37.081	27.105	21.807	26.462	21.707 283.6
4	1'35.777	26.972	21.540	25.991	21.274 285.3
5	1'40.173	28.023	24.493	26.201	21.456 286.1
6	1'35.047	26.515	21.451	25.770	21.311 284.2
7	1'34.714	26.468	21.297	25.791	21.158 284.3
8	1'35.962 P	28.973	22.622	27.233	17.134 275.0

Run #	Front Tyre	Slick-Soft	Rear Tyre	Slick-Medium	Speed
		8 Laps at start		8 Laps at start	
9	1'33.948	21.966	23.003	27.053	21.926 281.7
10	1'36.034	26.967	21.550	26.041	21.476 281.9
11	1'34.901	26.273	21.484	25.915	21.229 283.2
12	1'34.592 *	26.296	21.325	25.704*	21.267* 283.0
13	1'54.209	35.276	25.346	30.824	22.763 193.0
14	1'36.798	27.354	21.681	26.283	21.480 282.7
15	1'34.308	26.287	21.266	25.600	21.155 284.0
16	1'37.962 P	29.566	22.740	27.547	18.109 273.5

Run #	Front Tyre	Slick-Medium	Rear Tyre	Slick-Medium	Speed
		New Tyre		New Tyre	
17	1'44.942	23.180	30.633	28.473	22.656 275.2
18	1'36.219	27.259	21.771	25.927	21.262 284.5
19	1'34.051	26.147	21.220	25.508	21.176 285.0
20	1'37.415	27.938	22.361	25.830	21.286 282.9
21	1'33.843	25.984	21.245	25.506	21.108 283.6

18th 38 Bradley SMITH KTM GBR
Red Bull KTM Factory Racing
Runs=4 Total laps=20 Full laps=9

Run #	Front Tyre	Slick-Soft	Rear Tyre	Slick-Medium	Speed
		New Tyre		New Tyre	
1	2'24.314	20.694	23.512	28.943	23.383 269.5
2	1'39.437	27.890	22.482	27.231	21.834 281.3
3	1'37.587 *	26.822	21.970	27.274*	21.521 286.5
4	1'35.856 *	26.612	21.523	26.336*	21.385 286.2
5	1'35.470 *	26.437	21.546	25.915*	21.572 286.5
6	1'41.737	26.517	25.855	27.648	21.717 270.0

Fastest Lap: Andrea DOVIZIOSO Ducati Team ITA 1'32.608 25.816 20.779 25.209 20.804

These data/results cannot be reproduced, stored and/or transmitted in whole or in part by any manner of electronic, mechanical, photocopying, recording, broadcasting or otherwise now known or herein after developed without the previous express consent by the copyright owner, except for reproduction in daily press and regular printed publications on sale to the public within 60 days of the event related to those data/results and always provided that copyright symbol appears together as follows below.
© DORNA, 2018



Free Practice Nr. 1

MotoGP

Lap	Lap Time	T1	T2	T3	T4	Speed	Lap	Lap Time	T1	T2	T3	T4	Speed
7	1'35.163	26.517	21.606	25.800	21.240	287.4	1	2'06.038	21.613	23.512	27.979	22.899	281.9
8	1'41.766 P	31.289	25.680	27.880	16.917	273.0	2	1'40.023	28.786	22.135	27.151	21.951	281.2
Run # 2	Front Tyre	Slick-Soft	Rear Tyre	Slick-Medium			3	1'36.669	27.448	21.477	26.319	21.425	281.1
	8 Laps at start			8 Laps at start			4	1'34.885	26.419	21.224	25.979	21.263	293.5
9	1'32.443	20.142	22.015	27.056	23.230	286.0	5	1'35.092	26.500	21.345	25.940	21.307	295.3
10	1'35.757	26.650	21.644	26.151	21.312	287.1	6	1'35.388	26.391	21.652	26.092	21.253	292.2
11	1'34.980 *	26.405	21.445	25.947*	21.183	289.6	7	1'31.018 P	26.563	21.516	26.391*	16.548	293.0
12	1'35.112	26.428	21.448	25.833	21.403	288.9	Run # 2	Front Tyre	Slick-Medium	Rear Tyre	Slick-Medium		
13	1'34.803	26.401	21.371	25.817	21.214	288.0		7 Laps at start			7 Laps at start		
14	1'43.090 P	34.231*	23.780	27.854	17.225	268.1	8	1'33.484	20.055	25.291	26.560	21.578	289.0
Run # 3	Front Tyre	Slick-Soft	Rear Tyre	Slick-Medium			9	1'35.419	26.480	21.417	26.247	21.275	292.2
	14 Laps at start			14 Laps at start			10	1'35.227	26.719	21.340	25.936	21.232	291.6
15	1'28.583	19.006	22.055	26.071	21.451	287.3	11	1'34.652	26.355	21.216	25.857	21.224	291.9
16	1'34.756	26.456	21.392	25.736	21.172	284.3	12	1'34.708	26.337	21.201	25.900	21.270	292.4
17	1'34.286	26.315	21.306	25.454	21.211	288.6	13	1'34.584	26.361	21.303	25.796	21.124	292.7
18	1'37.675 P	28.810	24.549	27.478	16.838	269.4	14	1'36.429 P	30.640*	22.488	26.571	16.730	289.2
Run # 4	Front Tyre	Slick-Soft	Rear Tyre	Slick-Soft			Run # 3	Front Tyre	Slick-Medium	Rear Tyre	Slick-Medium		
	18 Laps at start			New Tyre				14 Laps at start			14 Laps at start		
19	1'33.856	19.007	22.064	31.496	21.289	256.4	15	1'32.320	21.069	22.645	26.624	21.982	287.3
20	1'37.410	29.588	21.084	25.599	21.139	289.8	16	1'40.259	26.716	21.733	26.607	25.203	285.2
19th 41	Aleix ESPARGARO	APRILIA		SPA			17	1'34.999	26.552	21.292	25.864	21.291	293.5
	Aprilia Racing Team Gresini						18	1'35.126	26.389	21.397	26.013	21.327	290.7
		Runs=3	Total laps=20	Full laps=13			19	1'34.978	26.492	21.267	25.911	21.308	291.2
Run # 1	Front Tyre	Slick-Soft	Rear Tyre	Slick-Medium			20	1'35.124	26.536	21.338	25.863	21.387	291.3
	New Tyre			New Tyre									
1	2'14.525	21.417	23.783	28.202	22.709	283.9							
2	1'38.987	27.771	21.819	26.891	22.506	287.8							
3	1'37.008	27.238	21.811	26.514	21.445	289.2							
4	1'36.521	26.802	22.039	26.236	21.444	289.3							
5	1'35.173	26.605	21.534	25.906	21.128	290.2							
6	1'33.488 P	27.300	22.648	27.163	16.377	279.7							
Run # 2	Front Tyre	Slick-Soft	Rear Tyre	Slick-Medium									
	6 Laps at start			6 Laps at start									
7	1'33.422	21.780	23.008	26.992	21.642	283.1							
8	1'36.690 *	26.919	21.912	26.451*	21.408	286.8							
9	1'35.949	26.727	21.823	25.997	21.402	285.1							
10	1'35.285	26.479	21.393	26.085	21.328	286.6							
11	1'34.738 P	27.863	22.546	27.140	17.189	276.4							
Run # 3	Front Tyre	Slick-Medium	Rear Tyre	Slick-Medium									
	New Tyre			11 Laps at start									
12	1'32.524	20.277	23.494	27.218	21.535	253.4							
13	1'35.006	26.485	21.477	25.775	21.269	288.8							
14	1'35.192	26.505	21.679	25.832	21.176	285.4							
15	1'42.806	26.959	25.688	27.333	22.826	287.6							
16	1'34.544	26.398	21.230	25.794	21.122	289.0							
17	1'34.831	26.284	21.274	26.001	21.272	291.2							
18	1'39.497	27.160	23.097	27.323	21.917	274.2							
19	1'35.211	26.474	21.416	25.999	21.322	288.3							
	PIT	31.085	24.266	28.065	19.027	259.3							
20th 6	Stefan BRADL	HONDA		GER									
	HRC Honda Team												
		Runs=3	Total laps=20	Full laps=15									
Run # 1	Front Tyre	Slick-Medium	Rear Tyre	Slick-Medium									
	New Tyre			New Tyre									

Fastest Lap: Andrea DOVIZIOSO Ducati Team ITA 1'32.608 25.816 20.779 25.209 20.804

These data/results cannot be reproduced, stored and/or transmitted in whole or in part by any manner of electronic, mechanical, photocopying, recording, broadcasting or otherwise now known or herein after developed without the previous express consent by the copyright owner, except for reproduction in daily press and regular printed publications on sale to the public within 60 days of the event related to those data/results and always provided that copyright symbol appears together as follows below.
© DORNA, 2018

Official MotoGP Timing by TISSOT
www.motogp.com



Free Practice Nr. 1

MotoGP

Lap	Lap Time	T1	T2	T3	T4	Speed	Lap	Lap Time	T1	T2	T3	T4	Speed			
22nd	12	Thomas LUTHI					HONDA	SWI	16	1'34.967	26.236	21.418	26.075	21.238	283.2	
		EG 0,0 Marc VDS							17	1'44.030	33.639	22.717	26.249	21.425	287.3	
		Runs=3 Total laps=21 Full laps=13							18	1'35.438 *	26.548	21.476	26.050*	21.364	283.6	
		PIT									29.902	21.939	27.366	18.089	276.8	
		Run #	1	Front Tyre	Slick-Medium	Rear Tyre	Slick-Medium									
		New Tyre														
		1	2'13.318	21.003	23.634	27.814	23.476	281.5								
		2	1'41.050	28.834	22.627	27.510	22.079	282.7								
		3	1'37.068	27.323	21.826	26.275	21.644	287.5								
		4	1'35.892	26.880	21.615	26.013	21.384	288.3								
24th	17	Karel ABRAHAM					DUCATI	CZE								
		Angel Nieto Team														
		Runs=3 Total laps=18 Full laps=10														
		PIT														
		Run #	1	Front Tyre	Slick-Soft	Rear Tyre	Slick-Medium									
		New Tyre														
		1	2'05.520	21.662	24.146	29.196	23.176	249.9								
		2	1'40.359	28.760	22.296	27.023	22.280	277.0								
		3	1'37.371	27.509	21.922	26.163	21.777	290.9								
		4	1'39.543 *	28.410*	22.105	26.209	22.819	286.3								
23rd	10	Xavier SIMEON					DUCATI	BEL								
		Reale Avintia Racing														
		Runs=3 Total laps=19 Full laps=10														
		PIT														
		Run #	1	Front Tyre	Slick-Medium	Rear Tyre	Slick-Soft									
		9 Laps at start														
		10	1'43.004	22.093	27.711	29.959	23.241	258.3								
		11	1'39.826	27.335	21.883	26.698	23.910	277.9								
		12	1'45.311 *	35.097*	22.199	26.348	21.667	286.3								
		13	1'36.230	26.695	21.616	26.253	21.666	284.2								
25th	55	Hafizh SYHRIN					YAMAHA	MAL								
		Monster Yamaha Tech 3														
		Runs=3 Total laps=20 Full laps=16														
		PIT														
		Run #	1	Front Tyre	Slick-Soft	Rear Tyre	Slick-Medium									
		8 Laps at start														
		9	1'36.551	23.154	23.937	27.244	22.216	289.6								
		10	1'39.155	27.126	23.390	25.948	22.691	289.6								
		11	1'36.019	26.815	21.727	25.775	21.702	288.7								
		12	1'35.576	26.654	21.636	25.650	21.636	289.0								
Fastest Lap:		Andrea DOVIZIOSO					Ducati Team	ITA	1'32.608	25.816	20.779	25.209	20.804			

These data/results cannot be reproduced, stored and/or transmitted in whole or in part by any manner of electronic, mechanical, photocopying, recording, broadcasting or otherwise now known or herein after developed without the previous express consent by the copyright owner, except for reproduction in daily press and regular printed publications on sale to the public within 60 days of the event related to those data/results and always provided that copyright symbol appears together as follows below.
© DORNA, 2018

Official MotoGP Timing by TISSOT
www.motogp.com

Misano Adriatico, Friday, September 07, 2018 Page 7 of 8



Free Practice Nr. 1

MotoGP

Lap	Lap Time	T1	T2	T3	T4	Speed	Lap	Lap Time	T1	T2	T3	T4	Speed
15	1'35.862	26.724	21.525	26.026	21.587	285.3							
16	1'35.574	26.647	21.473	25.999	21.455	288.1							
17	1'47.607	30.763	24.618	27.725	24.501	278.7							
18	1'43.183	29.094	22.161	26.483	25.445	288.6							
19	1'36.172	26.902	21.695	26.075	21.500	287.0							
20	1'35.529	26.704	21.404	25.967	21.454	285.7							

26th **23** **Christophe PONSSON** DUCATI FRA
Reale Avintia Racing

Runs=2 Total laps=22 Full laps=19

Run #	1	Front Tyre	Slick-Soft	Rear Tyre	Slick-Soft	
		New Tyre		New Tyre		
1	2'26.469	23.568	27.657	32.406	26.299	243.2
2	1'49.789	31.564	23.926	29.785	24.514	264.9
3	1'46.858	30.438	23.379	29.449	23.592	269.1
4	1'44.773	29.671	22.960	28.824	23.318	273.5
5	1'43.658	29.422	22.677	28.662	22.897	272.2
6	1'43.426	29.091	22.888	28.441	23.006	273.7
7	1'42.571	28.794	22.738	28.299	22.740	266.0
8	1'42.512	28.843	22.736	28.242	22.691	272.3
9	1'43.107 P	31.617*	24.196	29.496	17.798	269.5

Run #	2	Front Tyre	Slick-Soft	Rear Tyre	Slick-Soft	
		9 Laps at start		9 Laps at start		
10	1'41.939	23.236	25.797	29.059	23.847	273.5
11	1'42.698	29.134	22.787	28.167	22.610	277.8
12	1'41.848	28.738	22.377	28.087	22.646	278.6
13	1'42.184	28.469	22.531	28.293	22.891	274.6
14	1'41.357	28.299	22.471	27.843	22.744	279.7
15	1'45.296	28.814	24.253	28.719	23.510	277.9
16	1'41.761	28.424	22.568	28.029	22.740	277.8
17	1'41.341	28.338	22.578	27.886	22.539	277.0
18	1'41.131	28.094	22.348	28.008	22.681	273.9
19	1'40.735	28.211	22.355	27.706	22.463	273.2
20	1'40.038	27.908	22.379	27.434	22.317	281.0
21	1'40.719	28.172	22.437	27.577	22.533	278.6
22	1'40.336	28.116	22.338	27.414	22.468	278.7

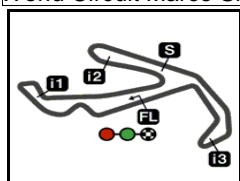
Fastest Lap: Andrea DOVIZIOSO Ducati Team ITA **1'32.608** 25.816 20.779 25.209 20.804

These data/results cannot be reproduced, stored and/or transmitted in whole or in part by any manner of electronic, mechanical, photocopying, recording, broadcasting or otherwise now known or herein after developed without the previous express consent by the copyright owner, except for reproduction in daily press and regular printed publications on sale to the public within 60 days of the event related to those data/results and always provided that copyright symbol appears together as follows below.
© DORNA, 2018

Official MotoGP Timing by **TISSOT**
www.motogp.com

Misano Adriatico, Friday, September 07, 2018 Page 8 of 8





4226 m.

GRAN PREMIO OCTO DI SAN MARINO E DELLA RIVIERA DI RI

Free Practice Nr. 1

Best Partial Times

IT Ideal Lap Time, sum of the best partial times

BT Best Lap Time

T1		T2		T3		T4				IT	BT	
Pos	Rider	Time	Rider	Time	Rider	Time	Rider	Time	Pos	Rider	IT	BT
1	A.IANNONE	25.774	J.LORENZO	20.733	A.BAUTISTA	25.099	C.CRUTCHLOW	20.765	1	A.DOVIZIOSO	1'32.574	1'32.608 (1)
2	A.DOVIZIOSO	25.816	A.DOVIZIOSO	20.779	M.VIÑALES	25.109	A.DOVIZIOSO	20.770	2	C.CRUTCHLO	1'32.643	1'32.709 (2)
3	C.CRUTCHLOW	25.818	J.MILLER	20.832	J.MILLER	25.161	J.MILLER	20.806	3	J.LORENZO	1'32.671	1'32.807 (4)
4	D.PETRUCCI	25.829	C.CRUTCHLOW	20.859	C.CRUTCHLOW	25.201	J.LORENZO	20.814	4	M.VIÑALES	1'32.689	1'32.739 (3)
5	J.LORENZO	25.829	M.VIÑALES	20.912	A.DOVIZIOSO	25.209	F.MORBIDELLI	20.832	5	J.MILLER	1'32.756	1'33.193 (6)
6	M.VIÑALES	25.831	A.IANNONE	20.962	J.ZARCO	25.213	M.VIÑALES	20.837	6	A.IANNONE	1'32.914	1'32.923 (5)
7	D.PEDROSA	25.870	D.PEDROSA	20.972	M.MARQUEZ	25.244	A.IANNONE	20.845	7	A.BAUTISTA	1'33.032	1'33.404 (12)
8	S.REDDING	25.922	M.MARQUEZ	20.985	J.LORENZO	25.295	J.ZARCO	20.866	8	J.ZARCO	1'33.079	1'33.241 (8)
9	J.ZARCO	25.931	A.RINS	20.999	D.PETRUCCI	25.305	S.REDDING	20.867	9	D.PEDROSA	1'33.082	1'33.209 (7)
10	A.BAUTISTA	25.949	F.MORBIDELLI	21.001	D.PEDROSA	25.309	D.PETRUCCI	20.921	10	D.PETRUCCI	1'33.166	1'33.255 (9)
11	J.MILLER	25.957	A.BAUTISTA	21.019	A.IANNONE	25.333	D.PEDROSA	20.931	11	M.MARQUEZ	1'33.181	1'33.406 (13)
12	F.MORBIDELLI	25.964	J.ZARCO	21.069	A.RINS	25.371	M.PIRRO	20.951	12	S.REDDING	1'33.258	1'33.322 (11)
13	M.MARQUEZ	25.968	V.ROSSI	21.071	S.REDDING	25.376	A.BAUTISTA	20.965	13	F.MORBIDELLI	1'33.304	1'33.304 (10)
14	T.NAKAGAMI	25.984	B.SMITH	21.084	V.ROSSI	25.379	A.RINS	20.975	14	A.RINS	1'33.417	1'33.607 (14)
15	A.RINS	26.072	S.REDDING	21.093	M.PIRRO	25.426	M.MARQUEZ	20.984	15	V.ROSSI	1'33.615	1'33.615 (15)
16	V.ROSSI	26.089	D.PETRUCCI	21.111	B.SMITH	25.454	V.ROSSI	21.076	16	M.PIRRO	1'33.640	1'33.696 (16)
17	M.PIRRO	26.144	M.PIRRO	21.119	K.ABRAHAM	25.469	T.NAKAGAMI	21.108	17	T.NAKAGAMI	1'33.818	1'33.843 (17)
18	X.SIMEON	26.236	S.BRADL	21.201	T.NAKAGAMI	25.506	A.ESPARGARO	21.122	18	B.SMITH	1'33.992	1'34.286 (18)
19	T.LUTHI	26.276	P.ESPARGARO	21.205	F.MORBIDELLI	25.507	S.BRADL	21.124	19	A.ESPARGAR	1'34.411	1'34.544 (19)
20	A.ESPARGARO	26.284	T.NAKAGAMI	21.220	P.ESPARGARO	25.730	B.SMITH	21.139	20	P.ESPARGAR	1'34.430	1'34.614 (21)
21	B.SMITH	26.315	A.ESPARGARO	21.230	A.ESPARGARO	25.775	P.ESPARGARO	21.162	21	S.BRADL	1'34.458	1'34.584 (20)
22	P.ESPARGARO	26.333	T.LUTHI	21.254	T.LUTHI	25.791	T.LUTHI	21.213	22	T.LUTHI	1'34.534	1'34.801 (22)
23	S.BRADL	26.337	K.ABRAHAM	21.396	S.BRADL	25.796	X.SIMEON	21.238	23	K.ABRAHAM	1'34.849	1'35.077 (24)
24	K.ABRAHAM	26.586	H.SYHRIN	21.404	H.SYHRIN	25.967	K.ABRAHAM	21.398	24	X.SIMEON	1'34.871	1'34.967 (23)

These data/results cannot be reproduced, stored and/or transmitted in whole or in part by any manner of electronic, mechanical, photocopying, recording, broadcasting or otherwise now known or herein after developed without the previous express consent by the copyright owner, except for reproduction in daily press and regular printed publications on sale to the public within 60 days of the event related to those data/results and always provided that copyright symbol appears together as follows below.
© DORNA, 2018





4226 m.

GRAN PREMIO OCTO DI SAN MARINO E DELLA RIVIERA DI RI

Free Practice Nr. 1

Best Partial Times

IT Ideal Lap Time, sum of the best partial times*BT* Best Lap Time

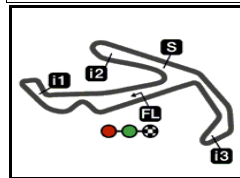
<i>T1</i>		<i>T2</i>		<i>T3</i>		<i>T4</i>				<i>IT</i>	<i>BT</i>	
<i>Pos</i>	<i>Rider</i>	<i>Time</i>	<i>Rider</i>	<i>Time</i>	<i>Rider</i>	<i>Time</i>	<i>Rider</i>	<i>Time</i>	<i>Pos</i>	<i>Rider</i>		
25	H.SYHRIN	26.647	X.SIMEON	21.418	X.SIMEON	25.979	H.SYHRIN	21.454	25	H.SYHRIN	1'35.472	1'35.529 (25)
26	C.PONSSON	27.908	C.PONSSON	22.338	C.PONSSON	27.414	C.PONSSON	22.317	26	C.PONSSON	1'39.977	1'40.038 (26)

These data/results cannot be reproduced, stored and/or transmitted in whole or in part by any manner of electronic, mechanical, photocopying, recording, broadcasting or otherwise now known or herein after developed without the previous express consent by the copyright owner, except for reproduction in daily press and regular printed publications on sale to the public within 60 days of the event related to those data/results and always provided that copyright symbol appears together as follows below.


© DORNA, 2018

Official MotoGP Timing by TISSOT
www.motogp.com





4226 m.

<i>Practice Time</i>	 <i>Rider</i>	<i>Nation</i>	<i>Motorcycle</i>	<i>Time</i>	<i>Km/h</i>	<i>Rider's Lap</i>
3'42.472	93 Marc MARQUEZ	SPA	HONDA	1'37.236	156.4	2
5'01.598	25 Maverick VIÑALES	SPA	YAMAHA	1'36.635	157.4	2
5'17.781	93 Marc MARQUEZ	SPA	HONDA	1'35.309	159.6	3
6'36.561	25 Maverick VIÑALES	SPA	YAMAHA	1'34.963	160.2	3
6'52.476	93 Marc MARQUEZ	SPA	HONDA	1'34.695	160.6	4
7'37.077	35 Cal CRUTCHLOW	GBR	HONDA	1'34.637	160.7	4
7'54.834	99 Jorge LORENZO	SPA	DUCATI	1'34.602	160.8	4
8'26.516	93 Marc MARQUEZ	SPA	HONDA	1'34.040	161.7	5
8'35.698	4 Andrea DOVIZIOSO	ITA	DUCATI	1'33.702	162.3	5
20'44.483	25 Maverick VIÑALES	SPA	YAMAHA	1'33.575	162.5	12
22'43.701	93 Marc MARQUEZ	SPA	HONDA	1'33.406	162.8	11
38'20.933	99 Jorge LORENZO	SPA	DUCATI	1'32.807	163.9	14
39'45.086	4 Andrea DOVIZIOSO	ITA	DUCATI	1'32.690	164.1	16
41'17.694	4 Andrea DOVIZIOSO	ITA	DUCATI	1'32.608	164.2	17

These data/results cannot be reproduced, stored and/or transmitted in whole or in part by any manner of electronic, mechanical, photocopying, recording, broadcasting or otherwise now known or herein after developed without the previous express consent by the copyright owner, except for reproduction in daily press and regular printed publications on sale to the public within 60 days of the event related to those data/results and always provided that copyright symbol appears together as follows below.

© DORNA, 2018

Official MotoGP Timing by TISSOT
www.motogp.com

Misano Adriatico, Friday, September 07, 2018

