

## GP OCTO DI SAN MARINO E DELLA RIVIERA DI RIMINI


## Free Practice Nr. 2

## Classification

6



4226 m.

		Rider	Nation	Team	Motorcycle	Time	Lap Total	Gap	Top Speed
1	4	<b>Andrea DOVIZIOSO</b>	ITA	Ducati Team	DUCATI	<b>1'32.198</b>	20 21		<b>293.0</b>
2	99	<b>Jorge LORENZO</b>	SPA	Ducati Team	DUCATI	<b>1'32.358</b>	16 18	0.160 0.160	<b>292.7</b>
3	35	<b>Cal CRUTCHLOW</b>	GBR	LCR Honda CASTROL	HONDA	<b>1'32.385</b>	18 19	0.187 0.027	<b>293.0</b>
4	25	<b>Maverick VIÑALES</b>	SPA	Movistar Yamaha MotoGP	YAMAHA	<b>1'32.411</b>	21 21	0.213 0.026	<b>291.4</b>
5	93	<b>Marc MARQUEZ</b>	SPA	Repsol Honda Team	HONDA	<b>1'32.537</b>	3 22	0.339 0.126	<b>295.1</b>
6	9	<b>Daniilo PETRUCCI</b>	ITA	Alma Pramac Racing	DUCATI	<b>1'32.722</b>	19 21	0.524 0.185	<b>292.6</b>
7	42	<b>Alex RINS</b>	SPA	Team SUZUKI ECSTAR	SUZUKI	<b>1'32.775</b>	21 22	0.577 0.053	<b>290.6</b>
8	46	<b>Valentino ROSSI</b>	ITA	Movistar Yamaha MotoGP	YAMAHA	<b>1'32.786</b>	20 21	0.588 0.011	<b>289.1</b>
9	21	<b>Franco MORBIDELLI</b>	ITA	EG 0,0 Marc VDS	HONDA	<b>1'32.980</b>	18 19	0.782 0.194	<b>288.8</b>
10	5	<b>Johann ZARCO</b>	FRA	Monster Yamaha Tech 3	YAMAHA	<b>1'32.985</b>	15 21	0.787 0.005	<b>291.1</b>
11	26	<b>Dani PEDROSA</b>	SPA	Repsol Honda Team	HONDA	<b>1'32.999</b>	21 22	0.801 0.014	<b>294.6</b>
12	51	<b>Michele PIRRO</b>	ITA	Ducati Team	DUCATI	<b>1'33.005</b>	4 17	0.807 0.006	<b>292.2</b>
13	19	<b>Alvaro BAUTISTA</b>	SPA	Angel Nieto Team	DUCATI	<b>1'33.183</b>	20 22	0.985 0.178	<b>290.8</b>
14	43	<b>Jack MILLER</b>	AUS	Alma Pramac Racing	DUCATI	<b>1'33.193</b>	18 18	0.995 0.010	<b>288.3</b>
15	30	<b>Takaaki NAKAGAMI</b>	JPN	LCR Honda IDEMITSU	HONDA	<b>1'33.274</b>	17 19	1.076 0.081	<b>285.2</b>
16	29	<b>Andrea IANNONE</b>	ITA	Team SUZUKI ECSTAR	SUZUKI	<b>1'33.423</b>	17 19	1.225 0.149	<b>288.0</b>
17	45	<b>Scott REDDING</b>	GBR	Aprilia Racing Team Gresini	APRILIA	<b>1'33.517</b>	15 16	1.319 0.094	<b>285.3</b>
18	41	<b>Aleix ESPARGARO</b>	SPA	Aprilia Racing Team Gresini	APRILIA	<b>1'33.654</b>	19 21	1.456 0.137	<b>290.7</b>
19	6	<b>Stefan BRADL</b>	GER	HRC Honda Team	HONDA	<b>1'33.660</b>	21 21	1.462 0.006	<b>292.7</b>
20	38	<b>Bradley SMITH</b>	GBR	Red Bull KTM Factory Racing	KTM	<b>1'33.815</b>	18 19	1.617 0.155	<b>287.6</b>
21	17	<b>Karel ABRAHAM</b>	CZE	Angel Nieto Team	DUCATI	<b>1'33.878</b>	15 21	1.680 0.063	<b>290.7</b>
22	10	<b>Xavier SIMEON</b>	BEL	Reale Avintia Racing	DUCATI	<b>1'33.896</b>	16 19	1.698 0.018	<b>283.6</b>
23	12	<b>Thomas LUTHI</b>	SWI	EG 0,0 Marc VDS	HONDA	<b>1'34.278</b>	18 21	2.080 0.382	<b>285.7</b>
24	44	<b>Po ESPARGARO</b>	SPA	Red Bull KTM Factory Racing	KTM	<b>1'34.461</b>	18 18	2.263 0.183	<b>290.3</b>
25	55	<b>Hafizh SYAHRIN</b>	MAL	Monster Yamaha Tech 3	YAMAHA	<b>1'34.539</b>	15 16	2.341 0.078	<b>288.6</b>
26	23	<b>Christophe PONSSON</b>	FRA	Reale Avintia Racing	DUCATI	<b>1'38.154</b>	22 22	5.956 3.615	<b>280.1</b>

Practice condition: Dry

Air: 23°

Humidity: 77%

Ground: 32°

<b>Fastest Lap:</b>	Lap: 20	<b>Andrea DOVIZIOSO</b>	<b>1'32.198</b>	165 Km/h
<b>Circuit Record Lap:</b>	2016	<b>Dani PEDROSA</b>	<b>1'32.979</b>	163.6 Km/h
<b>Circuit Best Lap:</b>	2016	<b>Jorge LORENZO</b>	<b>1'31.868</b>	165.6 Km/h

The results are provisional until the end of the limit for protest and appeals.

Time limit for protest expires 30' after publication of the results - ..... Time: .....

These data/results cannot be reproduced, stored and/or transmitted in whole or in part by any manner of electronic, mechanical, photocopying, recording, broadcasting or otherwise now known or herein after developed without the previous express consent by the copyright owner, except for reproduction in daily press and regular printed publications on sale to the public within 60 days of the event related to those data/results and always provided that copyright symbol appears together as follows below.

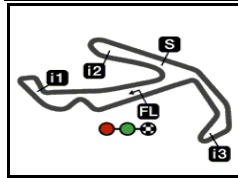
© DORNA, 2018

Official MotoGP Timing by TISSOT

www.motogp.com

Misano Adriatico, Friday, September 07, 2018






4226 m.

## GP OCTO DI SAN MARINO E DELLA RIVIERA DI RIMINI

## Free Practice Nr. 2

## Combined Free Practice Times

7

		Rider	Nation	Team	MOTORCYCLE	FP1	FP2	Gap
1	4	A.DOVIZIOSO	ITA	Ducati Team	DUCATI	1'32.608 17	<b>1'32.198</b> 20	
2	99	J.LORENZO	SPA	Ducati Team	DUCATI	1'32.807 14	<b>1'32.358</b> 16	0.160 0.160
3	35	C.CRUTCHLOW	GBR	LCR Honda CASTROL	HONDA	1'32.709 18	<b>1'32.385</b> 18	0.187 0.027
4	25	M.VIÑALES	SPA	Movistar Yamaha MotoGP	YAMAHA	1'32.739 21	<b>1'32.411</b> 21	0.213 0.026
5	93	M.MARQUEZ	SPA	Repsol Honda Team	HONDA	1'33.406 11	<b>1'32.537</b> 3	0.339 0.126
6	9	D.PETRUCCI	ITA	Alma Pramac Racing	DUCATI	1'33.255 19	<b>1'32.722</b> 19	0.524 0.185
7	42	A.RINS	SPA	Team SUZUKI ECSTAR	SUZUKI	1'33.607 18	<b>1'32.775</b> 21	0.577 0.053
8	46	V.ROSSI	ITA	Movistar Yamaha MotoGP	YAMAHA	1'33.615 20	<b>1'32.786</b> 20	0.588 0.011
9	29	A.IANNONE	ITA	Team SUZUKI ECSTAR	SUZUKI	<b>1'32.923</b> 18	1'33.423 17	0.725 0.137
10	21	F.MORBIDELLI	ITA	EG 0,0 Marc VDS	HONDA	1'33.304 16	<b>1'32.980</b> 18	0.782 0.057
11	5	J.ZARCO	FRA	Monster Yamaha Tech 3	YAMAHA	1'33.241 20	<b>1'32.985</b> 15	0.787 0.005
12	26	D.PEDROSA	SPA	Repsol Honda Team	HONDA	1'33.209 20	<b>1'32.999</b> 21	0.801 0.014
13	51	M.PIRRO	ITA	Ducati Team	DUCATI	1'33.696 16	<b>1'33.005</b> 4	0.807 0.006
14	19	A.BAUTISTA	SPA	Angel Nieto Team	DUCATI	1'33.404 19	<b>1'33.183</b> 20	0.985 0.178
15	43	J.MILLER	AUS	Alma Pramac Racing	DUCATI	<b>1'33.193</b> 16	1'33.193 18	0.995 0.010
16	30	T.NAKAGAMI	JPN	LCR Honda IDEMITSU	HONDA	1'33.843 21	<b>1'33.274</b> 17	1.076 0.081
17	45	S.REDDING	GBR	Aprilia Racing Team Gresini	APRILIA	<b>1'33.322</b> 16	1'33.517 15	1.124 0.048
18	41	A.ESPARGARO	SPA	Aprilia Racing Team Gresini	APRILIA	1'34.544 16	<b>1'33.654</b> 19	1.456 0.332
19	6	S.BRADL	GER	HRC Honda Team	HONDA	1'34.584 13	<b>1'33.660</b> 21	1.462 0.006
20	38	B.SMITH	GBR	Red Bull KTM Factory Racing	KTM	1'34.286 17	<b>1'33.815</b> 18	1.617 0.155
21	17	K.ABRAHAM	CZE	Angel Nieto Team	DUCATI	1'35.077 17	<b>1'33.878</b> 15	1.680 0.063
22	10	X.SIMEON	BEL	Reale Avintia Racing	DUCATI	1'34.967 16	<b>1'33.896</b> 16	1.698 0.018
23	12	T.LUTHI	SWI	EG 0,0 Marc VDS	HONDA	1'34.801 19	<b>1'34.278</b> 18	2.080 0.382
24	44	P.ESPARGARO	SPA	Red Bull KTM Factory Racing	KTM	1'34.614 16	<b>1'34.461</b> 18	2.263 0.183
25	55	H.SYHRIN	MAL	Monster Yamaha Tech 3	YAMAHA	1'35.529 20	<b>1'34.539</b> 15	2.341 0.078
26	23	C.PONSSON	FRA	Reale Avintia Racing	DUCATI	1'40.038 20	<b>1'38.154</b> 22	5.956 3.615

<b>Pole Position Record:</b>	2016	<b>Jorge LORENZO</b>	<b>1'31.868</b>	165.6 Km/h
<b>Circuit Record Lap:</b>	2016	<b>Dani PEDROSA</b>	<b>1'32.979</b>	163.6 Km/h
<b>Circuit Best Lap:</b>	2016	<b>Jorge LORENZO</b>	<b>1'31.868</b>	165.6 Km/h

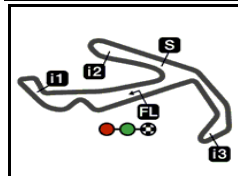
The results are provisional until the end of the limit for protest and appeals.

Time limit for protest expires 60' after publication of the results - Mr. .... Time: .....

These data/results cannot be reproduced, stored and/or transmitted in whole or in part by any manner of electronic, mechanical, photocopying, recording, broadcasting or otherwise now known or herein after developed without the previous express consent by the copyright owner, except for reproduction in daily press and regular printed publications on sale to the public within 60 days of the event related to those data/results and always provided that copyright symbol appears together as follows below.

© DORNA, 2018





4226 m.

## GP OCTO DI SAN MARINO E DELLA RIVIERA DI RIMINI

## Free Practice Nr. 2

## Top Speed &amp; Average

8



Rider	Nation	Motorcycle	Top 5 speeds					Average	Top
93 <b>Marc MARQUEZ</b>	<b>SPA</b>	HONDA	295.1	292.9	291.4	291.4	291.4	292.4	<b>295.1</b>
26 <b>Dani PEDROSA</b>	<b>SPA</b>	HONDA	294.6	294.2	292.8	292.6	292.4	293.3	<b>294.6</b>
4 <b>Andrea DOVIZIOSO</b>	<b>ITA</b>	DUCATI	293.0	291.9	291.7	291.3	291.1	291.6	<b>293.0</b>
35 <b>Cal CRUTCHLOW</b>	<b>GBR</b>	HONDA	293.0	293.0	292.8	292.6	292.6	292.8	<b>293.0</b>
6 <b>Stefan BRADL</b>	<b>GER</b>	HONDA	292.7	292.3	291.2	290.6	290.4	291.4	<b>292.7</b>
99 <b>Jorge LORENZO</b>	<b>SPA</b>	DUCATI	292.7	290.5	290.5	290.2	290.0	290.7	<b>292.7</b>
9 <b>Daniilo PETRUCCI</b>	<b>ITA</b>	DUCATI	292.6	291.2	291.1	290.5	289.9	291.1	<b>292.6</b>
51 <b>Michele PIRRO</b>	<b>ITA</b>	DUCATI	292.2	291.7	291.1	291.1	291.0	291.4	<b>292.2</b>
25 <b>Maverick VIÑALES</b>	<b>SPA</b>	YAMAHA	291.4	291.4	291.0	290.7	290.4	290.9	<b>291.4</b>
5 <b>Johann ZARCO</b>	<b>FRA</b>	YAMAHA	291.1	290.1	290.1	289.7	289.2	289.9	<b>291.1</b>
19 <b>Alvaro BAUTISTA</b>	<b>SPA</b>	DUCATI	290.8	290.7	290.6	290.0	290.0	290.4	<b>290.8</b>
17 <b>Karel ABRAHAM</b>	<b>CZE</b>	DUCATI	290.7	289.3	288.9	288.7	288.4	289.2	<b>290.7</b>
41 <b>Aleix ESPARGARO</b>	<b>SPA</b>	APRILIA	290.7	290.3	289.8	288.3	288.0	289.4	<b>290.7</b>
42 <b>Alex RINS</b>	<b>SPA</b>	SUZUKI	290.6	289.8	289.7	289.1	288.7	289.6	<b>290.6</b>
44 <b>Pol ESPARGARO</b>	<b>SPA</b>	KTM	290.3	289.0	288.9	288.8	288.7	289.1	<b>290.3</b>
46 <b>Valentino ROSSI</b>	<b>ITA</b>	YAMAHA	289.1	288.3	288.3	287.1	286.3	287.8	<b>289.1</b>
21 <b>Franco MORBIDELLI</b>	<b>ITA</b>	HONDA	288.8	287.6	287.1	286.8	286.7	287.4	<b>288.8</b>
55 <b>Hafizh SYAHRIN</b>	<b>MAL</b>	YAMAHA	288.6	287.6	287.0	286.3	285.9	287.1	<b>288.6</b>
43 <b>Jack MILLER</b>	<b>AUS</b>	DUCATI	288.3	287.5	286.7	286.7	286.5	287.1	<b>288.3</b>
29 <b>Andrea IANNONE</b>	<b>ITA</b>	SUZUKI	288.0	286.9	286.7	286.6	286.0	286.7	<b>288.0</b>
38 <b>Bradley SMITH</b>	<b>GBR</b>	KTM	287.6	287.4	287.0	286.5	285.8	286.9	<b>287.6</b>
12 <b>Thomas LUTHI</b>	<b>SWI</b>	HONDA	285.7	285.3	285.1	284.1	283.3	284.7	<b>285.7</b>
45 <b>Scott REDDING</b>	<b>GBR</b>	APRILIA	285.3	284.8	284.0	283.2	283.2	284.1	<b>285.3</b>
30 <b>Takaaki NAKAGAMI</b>	<b>JPN</b>	HONDA	285.2	284.2	283.9	283.6	283.0	284.0	<b>285.2</b>
10 <b>Xavier SIMEON</b>	<b>BEL</b>	DUCATI	283.6	283.3	282.8	282.2	281.9	282.8	<b>283.6</b>
23 <b>Christophe PONSSON</b>	<b>FRA</b>	DUCATI	280.1	280.1	279.9	279.0	278.8	279.5	<b>280.1</b>

These data/results cannot be reproduced, stored and/or transmitted in whole or in part by any manner of electronic, mechanical, photocopying, recording, broadcasting or otherwise now known or herein after developed without the previous express consent by the copyright owner, except for reproduction in daily press and regular printed publications on sale to the public within 60 days of the event related to those data/results and always provided that copyright symbol appears together as follows below.

© DORNA, 2018

Official MotoGP Timing by TISSOT  
www.motogp.com



Misano Adriatico, Friday, September 07, 2018

## GP OCTO DI SAN MARINO E DELLA RIVIERA DI RIMINI

## Free Practice Nr. 2

## Chronological Analysis of Performances

9

\* Lap / Sector time cancelled

T1 Time from finish line to 1st intermedate

T3 Time from 2nd intermed. to 3rd intermed.

P Crossing the finish line in pit lane

T2 Time from 1st intermed. to 2nd intermed.

T4 Time from 3rd intermedate to finish line

\*\*Tyre data subject to further updates

Lap	Lap Time	T1	T2	T3	T4	Speed	Lap	Lap Time	T1	T2	T3	T4	Speed	
<b>1st</b>	<b>4</b>	<b>Andrea DOVIZIOSO</b> DUCATI ITA						<b>Run # 2</b>	Front Tyre Slick-Soft Rear Tyre Slick-Soft					
		Ducati Team							20 Laps at start					14 Laps at start
		Runs=4 Total laps=21 Full laps=14						8	1'28.733	19.974	21.910	25.734	21.115	289.3
<b>Run # 1</b>	<b>Front Tyre</b>	<b>Slick-Medium</b>	<b>Rear Tyre</b>	<b>Slick-Soft</b>			9	<b>1'33.752</b>	26.280	20.897	25.521	21.054	290.0	
		<b>New Tyre</b>		<b>7 Laps at start</b>			10	<b>1'33.642</b>	26.192	20.888	25.580	20.982	290.2	
1	2'13.408	21.599	23.558	27.404	22.377	282.5	11	1'29.255 P	26.299	20.982	25.615	16.359	289.3	
2	<b>1'36.175</b>	27.073	21.574	26.234	21.294	284.3	<b>Run # 3</b>	Front Tyre Slick-Soft Rear Tyre Slick-Soft						
3	<b>1'34.394</b>	26.289	21.201	25.746	21.158	290.0		24 Laps at start					18 Laps at start	
4	<b>1'34.125</b>	26.289	21.081	25.727	21.028	291.1	12	1'33.643	24.065	22.514	25.892	21.172	289.6	
5	<b>1'35.062</b>	26.567	21.377	26.013	21.105	290.7	13	<b>1'33.770</b>	26.208	21.014	25.489	21.059	289.6	
6	1'29.607 P	26.322	21.226	25.908	16.151	290.0	14	1'28.665 P	26.204	21.031	25.575	15.855	288.3	
<b>Run # 2</b>	<b>Front Tyre</b>	<b>Slick-Medium</b>	<b>Rear Tyre</b>	<b>Slick-Medium</b>			<b>Run # 4</b>	Front Tyre Slick-Soft Rear Tyre Slick-Soft						
		<b>6 Laps at start</b>		<b>New Tyre</b>				<b>New Tyre</b>					<b>New Tyre</b>	
7	1'30.934	19.808	22.702	26.698	21.726	285.8	15	1'26.880	18.985	21.529	25.427	20.939	290.0	
8	<b>1'34.817</b>	26.591	21.476	25.637	21.113	289.9	16	<b>1'32.358</b>	<b>25.799</b>	<b>20.781</b>	<b>25.103</b>	<b>20.675</b>	<b>292.7</b>	
9	<b>1'34.030</b>	26.201	21.262	25.570	20.997	291.3	17	<b>1'38.933</b>	29.062	23.730	25.317	20.824	290.5	
10	<b>1'33.515</b>	26.023	21.027	25.485	20.980	291.7	18	<b>1'41.721</b>	25.808	21.229	33.262	21.422	237.6	
11	1'28.388 P	25.980	20.993	25.554*	15.861	<b>293.0</b>	<b>3rd</b>	<b>35</b>	<b>Cal CRUTCHLOW</b> HONDA GBR					
<b>Run # 3</b>	<b>Front Tyre</b>	<b>Slick-Medium</b>	<b>Rear Tyre</b>	<b>Slick-Medium</b>				LCR Honda CASTROL						
		<b>11 Laps at start</b>		<b>5 Laps at start</b>				Runs=3 Total laps=19 Full laps=13						
12	1'32.646	22.401	22.206	26.263	21.776	288.2	<b>Run # 1</b>	Front Tyre Slick-Medium Rear Tyre Slick-Soft						
13	<b>1'35.004</b>	26.387	21.339	26.065	21.213	287.8		5 Laps at start					5 Laps at start	
14	<b>1'33.652</b>	26.056	21.015	25.602	20.979	291.1	1	1'55.480	20.387	23.006	26.875	22.348	289.0	
15	<b>1'33.720</b>	26.053	21.042	25.487	21.138	291.1	2	<b>1'38.359</b>	27.138	21.459	26.698	23.064	289.3	
16	<b>1'33.348</b>	25.945	20.973	25.511	20.919	288.2	3	<b>1'35.197</b>	26.430	21.137	26.519	21.111	279.6	
17	1'31.190 P	26.945	21.633	26.444	16.168	283.7	4	<b>1'33.445</b>	26.039	20.962	25.492	20.952	<b>293.0</b>	
<b>Run # 4</b>	<b>Front Tyre</b>	<b>Slick-Soft</b>	<b>Rear Tyre</b>	<b>Slick-Soft</b>			5	<b>1'33.900</b>	26.080	21.211	25.706	20.903	292.6	
		<b>New Tyre</b>		<b>New Tyre</b>			6	<b>1'33.492</b>	26.099	21.023	25.479	20.891	292.6	
18	1'40.959	22.555	22.584	27.365	28.455	261.5	7	1'38.730 P	30.353*	21.596	26.353	20.428	281.4	
19	<b>1'35.092</b>	26.767	21.661	25.651	21.013	288.3	<b>Run # 2</b>	Front Tyre Slick-Medium Rear Tyre Slick-Medium						
20	<b>1'32.198</b>	<b>25.650</b>	<b>20.688</b>	<b>25.155</b>	<b>20.705</b>	291.9		12 Laps at start					15 Laps at start	
21	<b>1'48.490</b>	29.341	28.256	28.934	21.959	254.2	8	1'32.202	21.304	22.349	26.796	21.753	286.0	
<b>2nd</b>	<b>99</b>	<b>Jorge LORENZO</b> DUCATI SPA						9	<b>1'38.711</b>	27.272	23.463	26.087	21.889	290.3
		Ducati Team						10	<b>1'34.178</b>	26.319	21.250	25.591	21.018	291.9
		Runs=4 Total laps=18 Full laps=11						11	<b>1'33.757</b>	26.060	21.105	25.520	21.072	292.8
<b>Run # 1</b>	<b>Front Tyre</b>	<b>Slick-Soft</b>	<b>Rear Tyre</b>	<b>Slick-Soft</b>			12	<b>1'33.618</b>	26.107	21.075	25.485	20.951	292.4	
		<b>13 Laps at start</b>		<b>7 Laps at start</b>			13	<b>1'33.620</b>	26.002	21.217	25.442	20.959	292.4	
1	2'36.377	20.074	22.428	26.522	21.788	285.9	14	<b>1'33.464</b>	26.068	21.099	25.370	20.927	293.0	
2	<b>1'34.004</b>	26.391	20.983	25.556	21.074	289.3	15	1'32.083 P	28.776*	21.695	26.031	15.581	289.4	
3	<b>1'33.656</b>	26.217	20.879	25.500	21.060	289.3	<b>Run # 3</b>	Front Tyre Slick-Medium Rear Tyre Slick-Soft						
4	<b>1'33.471</b>	26.170	20.853	25.494	20.954	289.8		<b>New Tyre</b>					<b>New Tyre</b>	
5	<b>1'33.602</b>	26.182	20.813	25.548	21.059	290.5	16	1'40.455	21.046	22.090	35.514	21.805	138.5	
6	<b>1'33.772</b>	26.267	20.915	25.539	21.051	288.4	17	<b>1'32.712</b>	25.886	20.885	<b>25.196</b>	<b>20.745</b>	290.8	
7	1'32.908 P	29.479	21.426	25.701	16.302	288.6	18	<b>1'32.385</b>	<b>25.632</b>	<b>20.789</b>	25.196	20.768	291.8	
<b>Fastest Lap:</b>	Andrea DOVIZIOSO	Ducati Team			ITA	<b>1'32.198</b>	25.650	20.688	25.155	20.705				

These data/results cannot be reproduced, stored and/or transmitted in whole or in part by any manner of electronic, mechanical, photocopying, recording, broadcasting or otherwise now known or herein after developed without the previous express consent by the copyright owner, except for reproduction in daily press and regular printed publications on sale to the public within 60 days of the event related to those data/results and always provided that copyright symbol appears together as follows below.  
© DORNA, 2018



# Free Practice Nr. 2

# MotoGP

Lap	Lap Time	T1	T2	T3	T4	Speed	Lap	Lap Time	T1	T2	T3	T4	Speed
19	1'51.043 *	35.226*	27.408	26.268	22.141	291.4	<b>Run # 3</b>	<i>Front Tyre</i> Slick-Medium	<i>Rear Tyre</i> Slick-Soft				
							<b>14 Laps at start</b>			<b>14 Laps at start</b>			
<b>4th</b>	<b>25</b>	<b>Maverick VIÑALES</b>		YAMAHA	SPA		15	1'30.814	19.552	22.824	25.854	22.584	289.1
							16	<b>1'34.096</b>	26.367	21.122	25.378	21.229	290.8
							17	<b>1'33.450</b>	26.116	20.901	25.495	20.938	289.1
							18	1'31.231 P	26.223	21.671	26.841	16.496	278.0
							<b>Run # 4</b>	<i>Front Tyre</i> Slick-Medium	<i>Rear Tyre</i> Slick-Medium				
							<b>18 Laps at start</b>			<b>22 Laps at start</b>			
<b>Run # 1</b>	<i>Front Tyre</i> Slick-Medium	<i>Rear Tyre</i> Slick-Soft					19	1'30.538	19.889	22.859	26.499	21.291	282.5
							<b>6 Laps at start</b>			<b>6 Laps at start</b>			
1	3'02.114	19.851	22.119	26.226	21.732	286.5	20	1'38.156 *	26.002	20.914	30.092*	21.148	211.0
2	<b>1'34.831</b>	26.653	21.214	25.659	21.305	288.4	21	<b>1'33.082</b>	25.979	20.970	25.280	20.853	290.7
3	<b>1'34.808</b>	26.250	21.365	25.866	21.327	289.3	22	<b>1'33.082</b>	25.831	20.909	25.339	21.003	291.4
4	<b>1'33.982</b>	26.226	21.091	25.555	21.110	289.6							
5	<b>1'33.936</b>	26.145	21.074	25.591	21.126	288.0							
6	1'32.239 P	27.067	21.824	26.426	16.922	287.6							
<b>Run # 2</b>	<i>Front Tyre</i> Slick-Medium	<i>Rear Tyre</i> Slick-Soft											
							<b>12 Laps at start</b>			<b>12 Laps at start</b>			
7	1'28.266	19.372	21.641	25.883	21.370	288.5							
8	<b>1'34.352</b>	26.287	21.174	25.560	21.331	288.4							
9	<b>1'34.247</b>	26.384	21.067	25.641	21.155	289.5							
10	1'30.705 P	26.396	21.135	26.849	16.325	287.2							
<b>Run # 3</b>	<i>Front Tyre</i> Slick-Medium	<i>Rear Tyre</i> Slick-Medium											
							<b>New Tyre</b>			<b>New Tyre</b>			
11	1'29.097	19.593	21.867	25.996	21.641	288.1							
12	<b>1'34.277</b>	26.336	21.247	25.481	21.213	290.7							
13	<b>1'33.701</b>	26.038	21.164	25.419	21.080	290.4							
14	1'33.542 *	26.061	20.938	25.484*	21.059	290.4							
15	<b>1'33.641</b>	26.098	21.041	25.465	21.037	289.6							
16	<b>1'33.536</b>	26.064	21.013	25.436	21.023	289.7							
17	1'28.486 P	26.082	21.128	25.707	15.569	287.0							
<b>Run # 4</b>	<i>Front Tyre</i> Slick-Soft	<i>Rear Tyre</i> Slick-Soft											
							<b>New Tyre</b>			<b>New Tyre</b>			
18	1'34.232	20.471	24.812	27.346	21.603	286.2							
19	<b>1'32.615</b>	25.960	20.784	25.086	20.785	291.4							
20	<b>1'32.443</b>	25.786	20.670	25.256	20.731	291.4							
21	<b>1'32.411</b>	25.726	20.745	25.145	20.795	291.0							
<b>6th</b>	<b>9</b>	<b>Danilo PETRUCCI</b>		DUCATI	ITA		<b>Run # 1</b>	<i>Front Tyre</i> Slick-Medium	<i>Rear Tyre</i> Slick-Soft				
							<b>12 Laps at start</b>			<b>5 Laps at start</b>			
							1	1'56.059	21.168	23.077	26.630	22.258	287.3
							2	<b>1'42.527</b>	27.601	21.795	28.889	24.242	204.1
							3	<b>1'34.553</b>	26.410	21.298	25.722	21.123	288.9
							4	<b>1'33.845</b>	26.162	20.983	25.630	21.070	292.6
							5	<b>1'34.228</b>	26.155	21.121	25.691	21.261	290.5
							6	<b>1'41.556</b>	26.552	24.397	29.394	21.213	208.4
							7	<b>1'33.456</b>	26.102	20.999	25.423	20.932	291.1
							8	1'36.735 P	27.284	24.000	28.858	16.593	229.7
<b>Run # 2</b>	<i>Front Tyre</i> Slick-Medium	<i>Rear Tyre</i> Slick-Medium					<b>Run # 2</b>	<i>Front Tyre</i> Slick-Medium	<i>Rear Tyre</i> Slick-Medium				
							<b>New Tyre</b>			<b>New Tyre</b>			
9	1'36.069	22.968	23.667	26.305	23.129	285.3	9	1'36.069	22.968	23.667	26.305	23.129	285.3
10	<b>1'37.785</b>	27.777	21.862	27.054	21.092	239.0	10	<b>1'37.785</b>	27.777	21.862	27.054	21.092	239.0
11	<b>1'34.572</b>	26.100	21.349	26.096	21.027	283.7	11	<b>1'34.572</b>	26.100	21.349	26.096	21.027	283.7
12	<b>1'33.116</b>	25.870	20.889	25.256	21.101	291.2	12	<b>1'33.116</b>	25.870	20.889	25.256	21.101	291.2
13	<b>1'37.788</b>	27.316	22.679	26.622	21.171	278.7	13	<b>1'37.788</b>	27.316	22.679	26.622	21.171	278.7
14	<b>1'33.329</b>	26.020	21.021	25.282	21.006	289.0	14	<b>1'33.329</b>	26.020	21.021	25.282	21.006	289.0
15	<b>1'33.040</b>	25.879	20.959	25.340	20.862	289.0	15	<b>1'33.040</b>	25.879	20.959	25.340	20.862	289.0
16	1'32.143 P	26.843	23.087	25.794	16.419	289.6	16	1'32.143 P	26.843	23.087	25.794	16.419	289.6
<b>Run # 3</b>	<i>Front Tyre</i> Slick-Soft	<i>Rear Tyre</i> Slick-Soft					<b>Run # 3</b>	<i>Front Tyre</i> Slick-Soft	<i>Rear Tyre</i> Slick-Soft				
							<b>New Tyre</b>			<b>New Tyre</b>			
17	1'34.177	22.393	22.973	27.177	21.634	247.8	17	1'34.177	22.393	22.973	27.177	21.634	247.8
18	<b>1'32.802</b>	25.847	20.975	25.173	20.807	286.8	18	<b>1'32.802</b>	25.847	20.975	25.173	20.807	286.8
19	<b>1'32.722</b>	25.797	20.755	25.301	20.869	289.9	19	<b>1'32.722</b>	25.797	20.755	25.301	20.869	289.9
20	<b>1'39.184</b>	28.121	22.659	27.227	21.177	265.0	20	<b>1'39.184</b>	28.121	22.659	27.227	21.177	265.0
21	<b>1'34.512</b>	25.877	20.934	25.911	21.790	289.7	21	<b>1'34.512</b>	25.877	20.934	25.911	21.790	289.7
<b>5th</b>	<b>93</b>	<b>Marc MARQUEZ</b>		HONDA	SPA		<b>Run # 1</b>	<i>Front Tyre</i> Slick-Medium	<i>Rear Tyre</i> Slick-Soft				
							<b>8 Laps at start</b>			<b>8 Laps at start</b>			
							1	1'52.111	20.471	22.918	26.567	22.686	286.9
							2	<b>1'33.773</b>	26.158	21.018	25.441	21.156	291.4
							3	<b>1'32.537</b>	25.713	20.905	25.192	20.727	295.1
							4	<b>1'39.678</b>	28.233	22.251	25.557	23.637	291.4
							5	<b>1'32.827</b>	25.757	20.787	25.360	20.923	292.9
							6	<b>1'32.636</b>	25.745	20.801	25.301	20.789	289.3
							7	1'32.869 *	25.786	20.874*	25.352	20.857	288.6
							8	1'33.250 P	27.731	22.013	27.000	16.506	272.6
<b>Run # 2</b>	<i>Front Tyre</i> Slick-Medium	<i>Rear Tyre</i> Slick-Soft					<b>Run # 1</b>	<i>Front Tyre</i> Slick-Medium	<i>Rear Tyre</i> Slick-Soft				
							<b>5 Laps at start</b>			<b>5 Laps at start</b>			
9	1'31.456	20.739	22.292	26.563	21.862	283.5	1	2'13.532	22.853	23.538	27.375	22.259	285.2
10	<b>1'34.461</b>	26.519	21.262	25.653	21.027	288.8	2	<b>1'36.227</b>	27.104	21.590	26.422	21.111	279.7
11	<b>1'33.319</b>	26.003	20.962	25.404	20.950	288.7	3	<b>1'34.370</b>	26.283	21.199	25.810	21.078	288.6
12	<b>1'35.407</b>	26.150	20.965	26.761	21.531	280.5	4	<b>1'34.126</b>	26.308	21.132	25.684	21.002	289.7
13	<b>1'33.921</b>	26.242	21.044	25.668	20.967	288.1	5	<b>1'35.208</b>	26.646	21.265	26.115	21.182	285.2
14	1'33.815 P	27.562	22.156	27.059	17.038	275.2	6	<b>1'34.611</b>	26.210	21.185	25.903	21.313	287.0
							7	1'29.270 P	26.215	21.002	25.821*	16.232	288.0
<b>7th</b>	<b>42</b>	<b>Alex RINS</b>		SUZUKI	SPA		<b>Run # 1</b>	<i>Front Tyre</i> Slick-Medium	<i>Rear Tyre</i> Slick-Soft				
							<b>5 Laps at start</b>			<b>5 Laps at start</b>			
							1	2'13.532	22.853	23.538	27.375	22.259	285.2
							2	<b>1'36.227</b>	27.104	21.590	26.422	21.111	279.7
							3	<b>1'34.370</b>	26.283	21.199	25.810	21.078	288.6
							4	<b>1'34.126</b>	26.308	21.132	25.684	21.002	289.7
							5	<b>1'35.208</b>	26.646	21.265	26.115	21.182	285.2
							6	<b>1'34.611</b>	26.210	21.185	25.903	21.313	287.0
							7	1'29.270 P	26.215	21.002	25.821*	16.232	288.0

**Fastest Lap:** Andrea DOVIZIOSO      Ducati Team      ITA      **1'32.198**      25.650      20.688      25.155      20.705

These data/results cannot be reproduced, stored and/or transmitted in whole or in part by any manner of electronic, mechanical, photocopying, recording, broadcasting or otherwise now known or herein after developed without the previous express consent by the copyright owner, except for reproduction in daily press and regular printed publications on sale to the public within 60 days of the event related to those data/results and always provided that copyright symbol appears together as follows below.  
© DORNA, 2018

Official MotoGP Timing by TISSOT  
www.motogp.com



# Free Practice Nr. 2

MotoGP

Lap	Lap Time	T1	T2	T3	T4	Speed	Lap	Lap Time	T1	T2	T3	T4	Speed
<b>Run # 2</b> Front Tyre Slick-Medium Rear Tyre Slick-Soft 12 Laps at start 12 Laps at start							<b>9th</b>	<b>21</b>	<b>Franco MORBIDELLI</b>			HONDA	ITA
							EG 0,0 Marc VDS			Runs=3 Total laps=19 Full laps=12			
8	1'31.459	20.375	22.387	26.814	21.883	285.4	<b>Run # 1</b> Front Tyre Slick-Medium Rear Tyre Slick-Hard 5 Laps at start New Tyre						
9	<b>1'34.345</b>	26.397	21.145	25.652	21.151	288.7	1	2'06.566	21.953	23.390	27.035	22.037	281.2
10	<b>1'37.566</b>	28.501	21.381	25.977	21.707	286.2	2	<b>1'36.158</b>	27.063	21.730	25.999	21.366	285.8
11	<b>1'34.609</b>	26.331	21.107	26.067	21.104	287.9	3	<b>1'35.337</b>	26.664	21.848	25.720	21.105	286.7
12	<b>1'34.198</b>	26.322	21.110	25.753	21.013	287.3	4	<b>1'34.291</b>	26.375	21.275	25.645	20.996	286.8
13	1'33.019 P	28.374	21.688	26.862	16.095	280.7	5	<b>1'34.186</b>	26.328	21.155	25.626	21.077	<b>288.8</b>
<b>Run # 3</b> Front Tyre Slick-Medium Rear Tyre Slick-Medium New Tyre New Tyre							6	<b>1'34.769</b>	26.496	21.301	25.886	21.086	286.6
14	1'33.833 *	21.755	22.164	27.109*	22.805	282.1	7	1'34.470 *	26.252	21.136	26.017*	21.065	287.6
15	<b>1'35.128</b>	26.675	21.185	26.081	21.187	289.1	8	1'36.627 P	28.233	23.047	28.677*	16.670	276.7
16	<b>1'34.114</b>	26.330	21.026	25.647	21.111	288.4	<b>Run # 2</b> Front Tyre Slick-Medium Rear Tyre Slick-Soft 13 Laps at start 5 Laps at start						
17	<b>1'33.905</b>	26.163	21.022	25.645	21.075	287.7	9	1'30.714	20.373	22.317	26.382	21.642	282.8
18	1'32.062 P	27.911	21.330	26.320	16.501	285.4	10	<b>1'34.481</b>	26.394	21.261	25.739	21.087	284.2
<b>Run # 4</b> Front Tyre Slick-Medium Rear Tyre Slick-Soft 5 Laps at start New Tyre							11	<b>1'34.123</b>	26.112	21.230	25.714	21.067	285.6
19	1'40.449	19.263	22.529	33.244	25.413	112.1	12	<b>1'33.902</b>	26.153	21.179	25.547	21.023	284.4
20	<b>1'33.128</b>	25.985	20.978	25.361	<b>20.804</b>	289.8	13	<b>1'33.701</b>	26.086	21.039	25.536	21.040	284.5
21	<b>1'32.775</b>	<b>25.802</b>	<b>20.791</b>	<b>25.299</b>	20.883	<b>290.6</b>	14	1'40.391 P	30.229*	22.686	30.313	17.163	170.1
22	<b>1'50.104</b>	32.655	24.397	29.626	23.426	243.1	<b>Run # 3</b> Front Tyre Slick-Medium Rear Tyre Slick-Soft New Tyre New Tyre						
<b>8th</b> <b>46</b> <b>Valentino ROSSI</b> YAMAHA ITA Movistar Yamaha MotoGP							15	1'41.535	24.608	27.418	27.291	22.218	280.8
							Runs=4 Total laps=21 Full laps=14						
<b>Run # 1</b> Front Tyre Slick-Medium Rear Tyre Slick-Hard New Tyre New Tyre							16	1'34.367 *	26.421	21.243	25.655*	21.048	284.1
1	1'49.650	19.842	22.514	26.632	21.760	285.1	17	<b>1'33.194</b>	<b>25.813</b>	<b>20.925</b>	<b>25.322</b>	21.134	287.1
2	<b>1'35.052</b>	26.642	21.498	25.676	21.236	285.7	18	<b>1'32.980</b>	25.853	20.970	25.354	<b>20.803</b>	285.7
3	<b>1'34.293</b>	26.245	21.236	25.790	21.022	286.1	19	<b>1'48.428</b>	25.850	26.164	33.079	23.335	184.9
4	<b>1'33.772</b>	26.174	21.193	25.343	21.062	287.1	<b>10th</b> <b>5</b> <b>Johann ZARCO</b> YAMAHA FRA Monster Yamaha Tech 3						
5	1'30.386 P	27.349	21.692	26.087	15.258	284.2	Runs=3 Total laps=21 Full laps=14						
<b>Run # 2</b> Front Tyre Slick-Medium Rear Tyre Slick-Soft 5 Laps at start New Tyre							<b>Run # 1</b> Front Tyre Slick-Medium Rear Tyre Slick-Soft New Tyre 5 Laps at start						
6	1'33.728	19.185	23.400	29.692	21.451	214.2	1	1'51.082	20.004	23.660	26.945	21.880	282.7
7	<b>1'33.684</b>	26.118	21.242	25.410	20.914	284.7	2	<b>1'35.078</b>	26.569	21.367	25.635	21.507	287.1
8	<b>1'33.421</b>	26.042	21.020	25.430	20.929	285.4	3	<b>1'34.564</b>	26.364	21.309	25.690	21.201	287.6
9	<b>1'38.077</b>	25.942	21.196	26.396	24.543	286.0	4	1'36.275 *	27.637*	21.533	25.710	21.395	288.0
10	1'32.698 P	26.166	22.631	27.984	15.917	249.0	5	<b>1'34.235</b>	26.188	21.287	25.474	21.286	288.9
<b>Run # 3</b> Front Tyre Slick-Medium Rear Tyre Slick-Hard 10 Laps at start 5 Laps at start							6	<b>1'33.766</b>	26.091	21.094	25.570	21.011	287.1
11	1'32.286	20.882	22.442	27.187	21.775	267.7	7	1'30.838 P	26.393	21.466	26.326	16.653	284.5
12	<b>1'38.816</b>	26.470	24.077	26.865	21.404	275.1	<b>Run # 2</b> Front Tyre Slick-Medium Rear Tyre Slick-Soft 7 Laps at start 12 Laps at start						
13	<b>1'34.353</b>	26.279	21.434	25.466	21.174	285.4	8	1'29.954	19.223	23.329	26.037	21.365	287.3
14	<b>1'34.317</b>	26.231	21.235	25.701	21.150	278.8	9	<b>1'33.882</b>	26.176	21.216	25.386	21.104	289.2
15	<b>1'41.774</b>	26.112	21.211	26.103	28.348	285.2	10	<b>1'33.651</b>	26.113	21.052	25.542	20.944	<b>291.1</b>
16	1'35.864 P	28.936	21.581	25.825	19.522	283.9	11	<b>1'33.939</b>	26.110	21.267	25.416	21.146	290.1
<b>Run # 4</b> Front Tyre Slick-Medium Rear Tyre Slick-Soft New Tyre New Tyre							12	1'31.365 P	27.120	21.693	26.440	16.112	283.8
17	1'28.535	19.553	21.945	25.827	21.210	286.3	<b>Run # 3</b> Front Tyre Slick-Soft Rear Tyre Slick-Soft New Tyre New Tyre						
18	<b>1'33.147</b>	26.027	21.027	<b>25.166</b>	20.927	288.3	13	1'34.158	22.860	23.184	26.437	21.677	276.7
19	<b>1'42.057</b>	<b>25.799</b>	20.946	34.014	21.298	239.0	14	<b>1'33.130</b>	26.085	21.033	<b>25.159</b>	20.853	288.3
20	<b>1'32.786</b>	25.870	<b>20.939</b>	25.236	<b>20.741</b>	288.3	15	<b>1'32.985</b>	<b>25.861</b>	20.991	25.261	20.872	288.3
21	<b>1'33.220</b>	26.008	20.993	25.186	21.033	<b>289.1</b>	16	<b>1'33.240</b>	25.904	20.927	25.558	20.851	288.7
							17	<b>1'51.660</b>	31.000	31.860	27.056	21.744	281.0

**Fastest Lap:** Andrea DOVIZIOSO Ducati Team ITA **1'32.198** 25.650 20.688 25.155 20.705

These data/results cannot be reproduced, stored and/or transmitted in whole or in part by any manner of electronic, mechanical, photocopying, recording, broadcasting or otherwise now known or herein after developed without the previous express consent by the copyright owner, except for reproduction in daily press and regular printed publications on sale to the public within 60 days of the event related to those data/results and always provided that copyright symbol appears together as follows below.  
© DORNA, 2018

Official MotoGP Timing by TISSOT  
www.motogp.com

Misano Adriatico, Friday, September 07, 2018 Page 3 of 8



# Free Practice Nr. 2

MotoGP

Lap	Lap Time	T1	T2	T3	T4	Speed	Lap	Lap Time	T1	T2	T3	T4	Speed
18	1'33.260	26.113	20.897	25.410	20.840	289.2	11	1'34.619	26.149	21.406	25.613	21.451	290.4
19	1'50.032 *	39.116*	22.255	26.827	21.834	275.5	12	1'34.307	26.197	21.127	25.754	21.229	289.6
20	1'33.263	26.066	20.985	25.306	20.906	289.7	13	1'37.772 P	30.596	21.844	26.948	18.384	278.2
21	1'33.034	26.045	20.950	25.230	20.809	290.1	<b>Run # 3</b>		<b>Front Tyre Slick-Soft</b>		<b>Rear Tyre Slick-Soft</b>		
<b>11th 26 Dani PEDROSA</b>		HONDA		SPA									
Repsol Honda Team		Runs=4		Total laps=22		Full laps=15							
<b>Run # 1</b>		<b>Front Tyre Slick-Medium</b>		<b>Rear Tyre Slick-Medium</b>									
		<b>New Tyre</b>		<b>New Tyre</b>									
1	1'59.447	21.965	23.411	27.307	22.141	282.1	<b>7 Laps at start</b>		<b>New Tyre</b>				
2	1'37.073	27.435	22.055	26.146	21.437	288.6	14	1'39.753	21.088	22.647	27.301	28.717	249.0
3	1'35.125	26.516	21.548	25.704	21.357	290.8	15	1'34.899	26.701	21.760	25.379	21.059	291.1
4	1'36.477	26.416	21.465	27.301	21.295	238.2	16	1'32.702 *	25.786	20.943*	25.207	20.766	291.7
5	1'34.143	26.212	21.300	25.574	21.057	294.2	17	1'47.954	29.630	27.789	28.660	21.875	244.8
6	1'31.630 P	27.340	21.793	26.727	15.770	280.4	<b>Run # 2</b>		<b>Front Tyre Slick-Soft</b>		<b>Rear Tyre Slick-Soft</b>		
<b>Run # 2</b>		<b>Front Tyre Slick-Medium</b>		<b>Rear Tyre Slick-Soft</b>									
		<b>6 Laps at start</b>		<b>6 Laps at start</b>									
7	1'34.309	21.764	23.330	27.119	22.096	284.1	<b>Run # 1</b>		<b>Front Tyre Slick-Medium</b>		<b>Rear Tyre Slick-Soft</b>		
8	1'35.664	26.878	21.623	25.839	21.324	289.0			<b>New Tyre</b>		<b>5 Laps at start</b>		
9	1'34.289	26.266	21.273	25.580	21.170	290.2	1	1'59.918	21.025	23.753	27.329	22.030	281.0
10	1'33.886	26.153	21.128	25.549	21.056	292.8	2	1'36.282	27.171	21.572	26.100	21.439	287.4
11	1'34.006	26.176	21.120	25.595	21.115	292.6	3	1'35.323	26.587	21.530	25.798	21.408	290.0
12	1'28.816 P	26.342	21.129	25.719	15.626	292.4	4	1'34.771	26.357	21.406	25.683	21.325	289.0
<b>Run # 3</b>		<b>Front Tyre Slick-Medium</b>		<b>Rear Tyre Slick-Medium</b>									
		<b>New Tyre</b>		<b>6 Laps at start</b>									
13	1'33.816	21.860	22.914	27.020	22.022	284.6	5	1'34.850	26.277	21.367	25.814	21.392	287.3
14	1'35.973	26.940	21.615	25.942	21.476	288.9	6	1'34.421	26.276	21.254	25.558	21.333	286.3
15	1'34.563	26.449	21.271	25.627	21.216	288.8	7	1'35.026	26.439	21.316	25.930	21.341	285.7
16	1'33.985	26.160	21.218	25.485	21.122	289.5	8	1'34.796	26.392	21.282	25.801	21.321	285.7
17	1'29.497 P	26.455	21.505	26.085	15.452	287.0	9	1'36.200 P	26.533	21.404	29.111	19.152	261.0
<b>Run # 4</b>		<b>Front Tyre Slick-Medium</b>		<b>Rear Tyre Slick-Soft</b>									
		<b>12 Laps at start</b>		<b>New Tyre</b>									
18	1'33.793	23.182	22.592	26.462	21.557	285.1	<b>Run # 2</b>		<b>Front Tyre Slick-Medium</b>		<b>Rear Tyre Slick-Medium</b>		
19	1'47.755	26.213	21.203	25.543	34.796	289.6			<b>9 Laps at start</b>		<b>New Tyre</b>		
20	1'33.365	26.013	21.127	25.255	20.970	294.6	10	1'37.539	24.637	23.354	26.356	23.192	289.0
21	1'32.999	25.873	20.967	25.243	20.916	292.2	11	1'35.409	26.691	21.503	25.740	21.475	287.0
22	1'33.101	25.805	21.031	25.280	20.985	291.9	12	1'34.734	26.367	21.406	25.699	21.262	286.4
<b>12th 51 Michele PIRRO</b>		DUCATI		ITA									
Ducati Team		Runs=3		Total laps=17		Full laps=11							
<b>Run # 1</b>		<b>Front Tyre Slick-Soft</b>		<b>Rear Tyre Slick-Soft</b>									
		<b>New Tyre</b>		<b>New Tyre</b>									
1	1'52.819	20.956	23.363	27.313	21.865	273.0	<b>Run # 3</b>		<b>Front Tyre Slick-Soft</b>		<b>Rear Tyre Slick-Soft</b>		
2	1'41.979	28.884	25.270	26.527	21.298	278.2			<b>5 Laps at start</b>		<b>New Tyre</b>		
3	1'33.294	26.054	21.010	25.394	20.836	291.0	18	1'31.889	21.870	22.343	26.271	21.405	288.3
4	1'33.005	25.941	20.959	25.258	20.847	292.2	19	1'46.854	26.337	21.253	25.430	33.834	290.0
5	1'34.888	26.503	21.265	25.860	21.260	288.8	20	1'33.183	26.106	21.033	25.090	20.954	290.7
6	1'33.581	26.043	20.992	25.569	20.977	291.1	21	1'38.846	30.108	22.492	25.237	21.009	290.8
7	1'33.870 P	27.205	22.257	26.693	17.715	274.8	22	1'33.364	26.112	21.061	25.261	20.930	290.6
<b>Run # 2</b>		<b>Front Tyre Slick-Medium</b>		<b>Rear Tyre Slick-Soft</b>									
		<b>New Tyre</b>		<b>7 Laps at start</b>									
8	1'33.252	21.467	23.058	26.861	21.866	274.6	<b>Run # 1</b>		<b>Front Tyre Slick-Medium</b>		<b>Rear Tyre Slick-Medium</b>		
9	1'35.415	26.971	21.495	25.803	21.146	288.6			<b>10 Laps at start</b>		<b>14 Laps at start</b>		
10	1'33.859	26.206	21.168	25.469	21.016	290.3	1	2'07.215	19.413	22.513	27.242	21.815	282.5
<b>14th 43 Jack MILLER</b>		DUCATI		AUS									
Alma Pramac Racing		Runs=3		Total laps=19		Full laps=11							
<b>Run # 1</b>		<b>Front Tyre Slick-Medium</b>		<b>Rear Tyre Slick-Medium</b>									
		<b>10 Laps at start</b>		<b>14 Laps at start</b>									
1	2'07.215	19.413	22.513	27.242	21.815	282.5	2	1'35.687	26.989	21.337	26.170	21.191	284.7
2	1'35.687	26.989	21.337	26.170	21.191	284.7	3	1'34.927 *	26.456	21.516*	25.906	21.049	284.9
3	1'34.927 *	26.456	21.516*	25.906	21.049	284.9	4	1'34.125	26.399	21.095	25.675	20.956	286.5
4	1'34.125	26.399	21.095	25.675	20.956	286.5	5	1'34.128	26.509	21.041	25.555	21.023	288.3
5	1'34.128	26.509	21.041	25.555	21.023	288.3	6	1'34.445	26.517	21.140	25.663	21.125	285.2
6	1'34.445	26.517	21.140	25.663	21.125	285.2	7	1'34.081	26.469	21.032	25.605	20.975	286.7
7	1'34.081	26.469	21.032	25.605	20.975	286.7	8	1'34.136 *	26.381	21.009	25.734*	21.012	284.9
8	1'34.136 *	26.381	21.009	25.734*	21.012	284.9	9	1'34.554 P	27.741	21.916	27.073	17.824	279.0
9	1'34.554 P	27.741	21.916	27.073	17.824	279.0							

**Fastest Lap:** Andrea DOVIZIOSO      Ducati Team      ITA      1'32.198      25.650      20.688      25.155      20.705

These data/results cannot be reproduced, stored and/or transmitted in whole or in part by any manner of electronic, mechanical, photocopying, recording, broadcasting or otherwise now known or herein after developed without the previous express consent by the copyright owner, except for reproduction in daily press and regular printed publications on sale to the public within 60 days of the event related to those data/results and always provided that copyright symbol appears together as follows below.  
© DORNA, 2018

Official MotoGP Timing by TISSOT  
www.motogp.com



# Free Practice Nr. 2

MotoGP

Lap	Lap Time	T1	T2	T3	T4	Speed	Lap	Lap Time	T1	T2	T3	T4	Speed	
<b>Run # 2</b>	Front Tyre Slick-Medium		Rear Tyre Slick-Medium				8	1'30.703	P	26.138	21.080	28.117	15.368	277.4
	New Tyre		New Tyre				<b>Run # 2</b>	Front Tyre Slick-Medium		Rear Tyre Slick-Soft				
10	1'35.006	22.513	23.956	26.636	21.901	282.4	13 Laps at start		13 Laps at start					
11	<b>1'34.767</b>	26.631	21.355	25.397	21.384	284.9	9	1'28.757	18.720	21.934	26.301	21.802	283.3	
12	<b>1'33.642</b>	26.429	20.979	25.321	20.913	285.3	10	<b>1'34.340</b>	26.482	21.162	25.756	20.940	285.7	
13	10'50.286	P	26.151	20.981	25.424	9'37.730	11	<b>1'33.751</b>	26.191	21.041	<b>25.619</b>	20.900	285.9	
<b>Run # 3</b>	Front Tyre Slick-Soft		Rear Tyre Slick-Soft				12	<b>1'33.788</b>	26.046	21.004	25.810	20.928	286.9	
	New Tyre		New Tyre				13	1'31.482	P	26.976	21.773	26.432	16.301	282.1
14	1'29.465	19.872	21.863	26.263	21.467	281.8	<b>Run # 3</b>	Front Tyre Slick-Medium		Rear Tyre Slick-Medium				
15	<b>1'33.521</b>	26.328	20.978	<b>25.236</b>	20.979	285.8	18 Laps at start		New Tyre					
16	<b>1'54.340</b>	26.117	28.099	30.794	29.330	245.8	14	1'33.760	22.572	22.734	26.757	21.697	280.5	
17	<b>1'34.514</b>	26.377	21.458	25.728	20.951	286.7	15	1'47.638	*	26.357	21.228	38.672*	21.381	180.8
18	<b>1'33.193</b>	<b>26.116</b>	<b>20.932</b>	25.302	<b>20.843</b>	287.5	16	<b>1'33.690</b>	26.198	21.062	25.626	<b>20.804</b>	283.8	
	PIT	32.784	21.240	27.803	18.730	249.4	17	<b>1'33.423</b>	25.957	<b>20.958</b>	25.678	20.830	283.9	
							18	1'33.519	*	<b>25.909</b>	21.101	25.532*	20.977	284.5

**15th 30** **Takaaki NAKAGAMI** HONDA JPN  
LCR Honda IDEMITSU  
Runs=3 Total laps=19 Full laps=12

Run #	Front Tyre	Slick-Medium	Rear Tyre	Slick-Soft	Speed		
<b>Run # 1</b>	Front Tyre Slick-Medium		Rear Tyre Slick-Soft				
	New Tyre		New Tyre				
1	2'28.630	22.155	24.586	32.112	22.965	201.1	
2	<b>1'36.507</b>	27.334	21.638	26.171	21.364	281.3	
3	<b>1'34.486</b>	26.398	21.241	25.824	21.023	281.9	
4	<b>1'34.327</b>	<b>25.906</b>	21.197	25.438	21.786	283.6	
5	1'37.813	*	26.241	21.120	27.146*	23.306	280.9
6	<b>1'33.512</b>	25.978	21.104	25.510	<b>20.920</b>	<b>285.2</b>	
7	1'35.189	P	29.584	21.925	26.478	17.202	280.5
<b>Run # 2</b>	Front Tyre Slick-Medium		Rear Tyre Slick-Soft				
	5 Laps at start		7 Laps at start				
8	1'34.227	21.978	23.693	26.903	21.653	279.2	
9	<b>1'34.678</b>	26.630	21.392	25.604	21.052	283.9	
10	<b>1'33.656</b>	26.046	21.177	25.476	20.957	283.0	
11	10'39.019	P	26.030	21.274	25.504	9'26.211	282.2
<b>Run # 3</b>	Front Tyre Slick-Medium		Rear Tyre Slick-Soft				
	7 Laps at start		New Tyre				
12	1'45.472	22.905	25.220	34.946	22.401	160.2	
13	1'36.567	*	27.267	21.835	26.093	21.372*	280.5
14	<b>1'34.357</b>	26.060	21.318	25.681	21.298	282.7	
15	<b>1'48.235</b>	26.616	26.982	30.328	24.309	231.8	
16	<b>1'33.625</b>	26.127	21.118	25.342	21.038	284.2	
17	<b>1'33.274</b>	25.913	21.073	<b>25.312</b>	20.976	281.4	
18	<b>1'46.639</b>	37.389	21.557	25.935	21.758	282.2	
19	<b>1'33.283</b>	25.930	<b>21.042</b>	25.340	20.971	282.9	

**16th 29** **Andrea IANNONE** SUZUKI ITA  
Team SUZUKI ECSTAR  
Runs=4 Total laps=20 Full laps=9

Run #	Front Tyre	Slick-Medium	Rear Tyre	Slick-Soft	Speed		
<b>Run # 1</b>	Front Tyre Slick-Medium		Rear Tyre Slick-Soft				
	5 Laps at start		5 Laps at start				
1	1'55.394	19.707	23.631	27.360	22.733	282.7	
2	<b>1'39.768</b>	27.700	21.589	26.363	24.116	285.3	
3	<b>1'35.469</b>	26.678	21.422	26.304	21.065	286.0	
4	<b>1'33.948</b>	26.114	21.181	25.740	20.913	286.0	
5	1'40.689	*	31.593*	21.961	26.116	21.019	<b>288.0</b>
6	1'40.679	*	31.529*	21.747	26.105	21.298	283.9
7	<b>1'33.789</b>	26.263	21.015	25.661	20.850	286.6	

**Run # 4** Front Tyre Slick-Medium Rear Tyre Slick-Soft  
New Tyre New Tyre  
unfinished 20.918 24.451 26.267 286.7

**17th 45** **Scott REDDING** APRILIA GBR  
Aprilia Racing Team Gresini  
Runs=4 Total laps=16 Full laps=8

Run #	Front Tyre	Slick-Medium	Rear Tyre	Slick-Soft	Speed		
<b>Run # 1</b>	Front Tyre Slick-Medium		Rear Tyre Slick-Soft				
	5 Laps at start		5 Laps at start				
1	1'52.247	19.656	22.713	26.732	22.552	281.3	
2	<b>1'34.527</b>	26.524	21.311	25.599	21.093	284.8	
3	<b>1'34.282</b>	26.356	21.247	25.705	<b>20.974</b>	283.2	
4	<b>1'34.331</b>	26.217	21.314	25.712	21.088	281.4	
5	1'43.152	*	29.319*	21.592	30.531	21.710	164.3
6	<b>1'34.002</b>	26.221	21.200	25.474	21.107	283.2	
7	1'35.612	P	29.742	22.593	26.225	17.052	279.2
<b>Run # 2</b>	Front Tyre Slick-Medium		Rear Tyre Slick-Soft				
	12 Laps at start		12 Laps at start				
8	9'55.420	P	25.725	27.611	26.989	8'35.095	277.1
<b>Run # 3</b>	Front Tyre Slick-Medium		Rear Tyre Slick-Medium				
	New Tyre		New Tyre				
9	1'32.081	21.087	22.600	26.612	21.782	281.1	
10	1'32.715	P	27.217	22.153	26.717	16.628	275.0
<b>Run # 4</b>	Front Tyre Slick-Medium		Rear Tyre Slick-Soft				
	2 Laps at start		New Tyre				
11	1'34.451	19.037	24.618	29.377	21.419	187.8	
12	<b>1'34.159</b>	26.268	21.281	25.432	21.178	281.9	
13	<b>1'56.714</b>	29.408	24.919	32.862	29.525	161.0	
14	<b>1'37.618</b>	26.952	23.716	25.801	21.149	284.0	
15	<b>1'33.517</b>	<b>26.057</b>	<b>21.094</b>	<b>25.384</b>	20.982	<b>285.3</b>	
16	1'43.789	*	32.947*	21.844	27.059*	21.939	251.6

**18th 41** **Alex ESPARGARO** APRILIA SPA  
Aprilia Racing Team Gresini  
Runs=3 Total laps=21 Full laps=14

Run #	Front Tyre	Slick-Medium	Rear Tyre	Slick-Hard	Speed	
<b>Run # 1</b>	Front Tyre Slick-Medium		Rear Tyre Slick-Hard			
	8 Laps at start		New Tyre			
1	2'00.860	20.401	23.073	27.295	22.802	286.3
2	<b>1'36.020</b>	26.994	21.616	26.174	21.236	289.8
3	<b>1'35.186</b>	26.556	21.490	25.916	21.224	290.3

**Fastest Lap:** Andrea DOVIZIOSO Ducati Team ITA **1'32.198** 25.650 20.688 25.155 20.705

These data/results cannot be reproduced, stored and/or transmitted in whole or in part by any manner of electronic, mechanical, photocopying, recording, broadcasting or otherwise now known or herein after developed without the previous express consent by the copyright owner, except for reproduction in daily press and regular printed publications on sale to the public within 60 days of the event related to those data/results and always provided that copyright symbol appears together as follows below.  
© DORNA, 2018





# Free Practice Nr. 2

MotoGP

Lap	Lap Time	T1	T2	T3	T4	Speed	Lap	Lap Time	T1	T2	T3	T4	Speed	
<b>20th 38</b> <b>Bradley SMITH</b> KTM GBR Red Bull KTM Factory Racing Runs=4 Total laps=19 Full laps=12														
4	1'34.824	26.526	21.274	25.867	21.157	290.7								
5	1'38.968	28.424	22.670	26.493	21.381	285.7								
6	1'33.353 P	26.592	21.467	25.942	19.352	288.0								
<b>Run # 2</b>	<b>Front Tyre</b>	<b>Slick-Medium</b>	<b>Rear Tyre</b>	<b>Slick-Hard</b>				<b>Run # 1</b>	<b>Front Tyre</b>	<b>Slick-Medium</b>	<b>Rear Tyre</b>	<b>Slick-Soft</b>		
				<b>14 Laps at start</b>							<b>2 Laps at start</b>			
7	1'31.288	20.331	22.400	26.826	21.731	279.3	1	2'24.746	20.308	23.436	27.777	22.279	273.7	
8	1'35.745	26.759	21.480	26.232	21.274	283.4	2	1'37.091	27.546	21.808	26.306	21.431	284.4	
9	1'36.464	26.597	21.943	26.514	21.410	283.3	3	1'35.396	26.779	21.489	25.860	21.268	285.1	
10	1'39.064 P	31.020	23.532	26.819	17.693	284.8	4	1'34.745	26.432	21.347	25.772	21.194	287.6	
<b>Run # 3</b>	<b>Front Tyre</b>	<b>Slick-Medium</b>	<b>Rear Tyre</b>	<b>Slick-Soft</b>				5	1'34.326	26.383	21.222	25.627	21.094	285.4
				<b>New Tyre</b>							<b>New Tyre</b>			
11	1'30.948	20.049	22.841	26.395	21.663	287.7	6	1'34.164	26.295	21.161	25.541	21.167	284.5	
12	1'34.563	26.446	21.207	25.739	21.171	288.3	7	1'32.685 P	27.565	22.188	26.772	16.160	273.4	
13	1'34.318	26.252	21.237	25.688	21.141	287.2	<b>Run # 2</b>	<b>Front Tyre</b>	<b>Slick-Medium</b>	<b>Rear Tyre</b>	<b>Slick-Soft</b>			
14	1'34.154	26.301	21.087	25.683	21.083	286.3					<b>7 Laps at start</b>		<b>9 Laps at start</b>	
15	1'43.907	26.907	24.651	28.689	23.660	252.8	8	1'30.801	19.366	22.723	26.992	21.720	275.8	
16	1'33.949	26.308	21.098	25.600	20.943	287.9	9	1'35.939	26.760	21.562	26.184	21.433	284.4	
17	1'33.908	26.179	21.129	25.535	21.065	285.1	10	1'35.094	26.610	21.285	25.793	21.406	285.7	
18	1'47.250 *	29.999*	25.323	30.473	21.455	264.5	11	1'33.037 P	26.590	21.497	27.186	17.764	278.9	
19	1'33.654	26.198	21.027	25.480	20.949	286.7	<b>Run # 3</b>	<b>Front Tyre</b>	<b>Slick-Medium</b>	<b>Rear Tyre</b>	<b>Slick-Soft</b>			
20	1'41.997	28.512	23.830	27.796	21.859	272.1					<b>11 Laps at start</b>		<b>13 Laps at start</b>	
21	1'34.777 *	26.390	21.185	25.892*	21.310	285.4	12	1'28.883	18.901	22.009	26.278	21.695	282.5	
<b>19th 6</b> <b>Stefan BRADL</b> HONDA GER HRC Honda Team Runs=3 Total laps=21 Full laps=14							13	1'35.113	26.680	21.331	25.712	21.390	283.6	
<b>Run # 1</b>	<b>Front Tyre</b>	<b>Slick-Medium</b>	<b>Rear Tyre</b>	<b>Slick-Medium</b>				14	1'34.728	26.517	21.234	25.688	21.289	286.5
				<b>20 Laps at start</b>							<b>New Tyre</b>		<b>New Tyre</b>	
1	1'55.653	20.970	22.852	26.931	22.112	288.6	15	1'30.466 P	26.389	21.280	25.696	17.101	285.8	
2	1'37.389	27.723	21.496	26.387	21.783	288.9	<b>Run # 4</b>	<b>Front Tyre</b>	<b>Slick-Soft</b>	<b>Rear Tyre</b>	<b>Slick-Soft</b>			
3	1'34.083	26.371	21.109	25.630	20.973	289.9					<b>New Tyre</b>		<b>New Tyre</b>	
4	1'33.777	26.204	20.932	25.549	21.092	292.3	16	1'36.597	21.267	22.430	29.766	23.134	191.1	
5	1'34.219	26.217	21.101	25.794	21.107	289.4	17	1'34.042	26.415	21.210	25.374	21.043	285.6	
6	1'34.223	26.328	20.994	25.819	21.082	287.3	18	1'33.815	26.182	21.071	25.410	21.152	287.4	
7	1'37.475 P	30.501*	22.579	27.823	16.572	257.0	19	1'39.716	26.148	21.071	25.601	26.896	287.0	
<b>Run # 2</b>	<b>Front Tyre</b>	<b>Slick-Medium</b>	<b>Rear Tyre</b>	<b>Slick-Medium</b>				<b>21st 17</b> <b>Karel ABRAHAM</b> DUCATI CZE Angel Nieto Team Runs=3 Total laps=21 Full laps=13						
				<b>7 Laps at start</b>							<b>4 Laps at start</b>		<b>4 Laps at start</b>	
8	1'32.091	20.878	22.630	26.756	21.827	284.5	<b>Run # 1</b>	<b>Front Tyre</b>	<b>Slick-Medium</b>	<b>Rear Tyre</b>	<b>Slick-Soft</b>			
9	1'35.737	26.682	21.397	26.311	21.347	285.0					<b>4 Laps at start</b>		<b>4 Laps at start</b>	
10	1'34.076	26.139	21.071	25.502	21.364	289.1	1	1'52.580	20.286	23.279	27.384	22.555	280.6	
11	1'41.084 *	29.707*	24.536	25.746	21.095	291.2	2	1'37.401	26.974	22.221	26.130	22.076	288.2	
12	1'33.786	26.098	21.111	25.463	21.114	290.4	3	1'35.033	26.556	21.535	25.597	21.345	287.8	
13	1'34.030	26.127	21.150	25.640	21.113	288.3	4	1'36.785	27.215	21.591	25.707	22.272	287.6	
14	1'35.655 P	28.477	22.077	27.593	17.508	273.8	5	1'35.081	26.510	21.436	25.904	21.231	290.7	
<b>Run # 3</b>	<b>Front Tyre</b>	<b>Slick-Medium</b>	<b>Rear Tyre</b>	<b>Slick-Soft</b>				6	1'34.300	26.341	21.296	25.460	21.203	288.7
				<b>7 Laps at start</b>							<b>New Tyre</b>		<b>New Tyre</b>	
15	1'36.327	20.870	25.839	27.871	21.747	285.3	7	1'39.817	29.494	21.980	26.798	21.545	276.1	
16	1'34.463	26.275	21.194	25.746	21.248	288.3	8	1'34.631	26.358	21.451	25.549	21.273	287.1	
17	1'33.896	26.187	21.029	25.489	21.191	287.7	9	1'31.201 P	26.596	21.658	26.211	16.736	280.5	
18	1'57.599 *	31.738*	25.387	25.779	34.695	292.7	<b>Run # 2</b>	<b>Front Tyre</b>	<b>Slick-Medium</b>	<b>Rear Tyre</b>	<b>Slick-Soft</b>			
19	1'34.959	26.260	21.086	26.455	21.158	289.3					<b>New Tyre</b>		<b>New Tyre</b>	
20	1'33.773	26.146	21.011	25.517	21.099	290.0	10	1'35.650	22.007	24.455	27.223	21.965	280.5	
21	1'33.660	26.057	20.997	25.501	21.105	290.6	11	1'36.358	26.636	21.743	25.565	22.414	286.6	
							12	1'35.699	26.509	21.518	26.269	21.403	275.1	
							13	1'34.771	26.573	21.541	25.329	21.328	288.2	
							14	1'34.129	26.298	21.279	25.396	21.156	288.9	
							15	1'33.878	26.072	21.227	25.353	21.226	287.6	
							16	1'43.859 P	29.221*	22.405	26.900	25.333	277.2	

**Fastest Lap:** Andrea DOVIZIOSO Ducati Team ITA 1'32.198 25.650 20.688 25.155 20.705

These data/results cannot be reproduced, stored and/or transmitted in whole or in part by any manner of electronic, mechanical, photocopying, recording, broadcasting or otherwise now known or herein after developed without the previous express consent by the copyright owner, except for reproduction in daily press and regular printed publications on sale to the public within 60 days of the event related to those data/results and always provided that copyright symbol appears together as follows below.  
© DORNA, 2018

Official MotoGP Timing by TISSOT  
www.motogp.com



# Free Practice Nr. 2

# MotoGP

Lap	Lap Time	T1	T2	T3	T4	Speed	Lap	Lap Time	T1	T2	T3	T4	Speed	
Run # 3	Front Tyre	Slick-Medium	Rear Tyre	Slick-Medium	New Tyre			Run # 3	Front Tyre	Slick-Medium	Rear Tyre	Slick-Medium	New Tyre	
7 Laps at start							18 Laps at start							
17	1'36.276	*	24.243	23.956*	26.457	21.620	288.2	13	1'32.110	20.174	22.610	26.694	22.632	277.7
18	1'41.042	*	26.484*	21.660	25.387	27.511	288.4	14	<b>1'37.846</b>	28.623	21.642	26.127	21.454	282.4
19	<b>1'41.354</b>		26.532	21.733	31.598	21.491	133.2	15	<b>1'35.414</b>	26.613	21.449	25.974	21.378	282.1
20	1'34.893	*	26.497	21.689*	25.353	21.354	289.3	16	<b>1'35.085</b>	26.311	21.545	26.038	21.191	277.9
21	1'44.040	*	31.640*	23.551	26.724*	22.125	278.9	17	<b>1'34.391</b>	26.222	21.292	<b>25.762</b>	<b>21.115</b>	282.4

**22nd 10** **Xavier SIMEON** DUCATI BEL  
 Reale Avintia Racing  
 Runs=3 Total laps=19 Full laps=13

Run #	1	Front Tyre	Slick-Soft	Rear Tyre	Slick-Soft	6 Laps at start	
			New Tyre				
1	1'52.660	20.669	23.353	27.272	21.946	280.2	
2	<b>1'36.459</b>	27.035	21.862	26.113	21.449	278.7	
3	<b>1'35.589</b>	26.605	21.604	26.135	21.245	280.3	
4	<b>1'35.183</b>	26.477	21.408	25.925	21.373	281.5	
5	1'42.221	*	30.593*	23.832	26.394	21.402	283.3
6	<b>1'34.950</b>	26.544	21.342	25.766	21.298	280.0	
7	1'35.823	P	27.950	21.777	28.052*	18.044	234.3

Run #	2	Front Tyre	Slick-Medium	Rear Tyre	Slick-Soft	13 Laps at start	
			New Tyre				
8	1'34.251	20.227	22.994	28.956	22.074	236.5	
9	<b>1'36.275</b>	27.024	21.582	26.166	21.503	<b>283.6</b>	
10	<b>1'35.090</b>	26.433	21.423	25.873	21.361	281.1	
11	<b>1'35.065</b>	26.399	21.532	25.879	21.255	280.5	
12	<b>1'34.742</b>	26.312	21.424	25.747	21.259	282.8	
13	1'36.480	P	28.301	22.720	27.641	17.818	270.6

Run #	3	Front Tyre	Slick-Medium	Rear Tyre	Slick-Soft	6 Laps at start	
			New Tyre				
14	1'32.217	22.109	22.515	26.098	21.495	281.7	
15	<b>1'34.560</b>	26.314	21.316	25.736	21.194	281.9	
16	<b>1'33.896</b>	<b>26.058</b>	<b>21.232</b>	<b>25.573</b>	<b>21.033</b>	280.7	
17	<b>1'39.084</b>	27.842	22.553	26.844	21.845	275.5	
18	<b>1'34.328</b>	26.235	21.249	25.686	21.158	281.3	
19	<b>1'34.828</b>	26.270	21.310	25.897	21.351	282.2	

**23rd 12** **Thomas LUTHI** HONDA SWI  
 EG 0,0 Marc VDS  
 Runs=3 Total laps=21 Full laps=15

Run #	1	Front Tyre	Slick-Medium	Rear Tyre	Slick-Soft	6 Laps at start	
			New Tyre				
1	2'08.842	19.958	22.727	27.400	21.959	282.5	
2	<b>1'35.637</b>	26.902	21.457	25.943	21.335	284.1	
3	<b>1'35.230</b>	26.420	21.507	25.985	21.318	285.1	
4	<b>1'34.855</b>	26.438	21.144	26.150	21.123	<b>285.7</b>	
5	<b>1'34.602</b>	26.239	21.215	25.933	21.215	285.3	
6	<b>1'34.775</b>	26.289	21.202	25.941	21.343	282.6	
7	<b>1'34.942</b>	26.444	21.303	25.996	21.199	282.9	
8	1'33.896	P	26.335	21.734	28.914	16.913	247.1

Run #	2	Front Tyre	Slick-Medium	Rear Tyre	Slick-Soft	14 Laps at start	
			New Tyre				
9	1'34.375	21.786	23.254	27.248	22.087	278.7	
10	<b>1'36.097</b>	26.836	21.540	26.387	21.334	277.8	
11	<b>1'36.691</b>	26.443	21.308	25.992	22.948	281.8	
12	1'36.750	P	28.514	23.862	27.673	16.701	264.8

**24th 44** **Poi ESPARGARO** KTM SPA  
 Red Bull KTM Factory Racing  
 Runs=3 Total laps=18 Full laps=12

Run #	1	Front Tyre	Slick-Medium	Rear Tyre	Slick-Soft	6 Laps at start	
			New Tyre				
1	2'01.121	20.417	23.086	27.287	22.848	289.0	
2	<b>1'36.867</b>	26.960	21.934	26.252	21.721	<b>290.3</b>	
3	<b>1'37.178</b>	26.678	21.508	26.291	22.701	288.9	
4	<b>1'40.724</b>	28.010	23.175	28.027	21.512	250.9	
5	<b>1'35.231</b>	26.522	21.422	26.037	21.250	287.9	
6	1'44.045	P	30.485	26.183	27.936	19.441	274.6

Run #	2	Front Tyre	Slick-Medium	Rear Tyre	Slick-Medium	12 Laps at start	
			New Tyre				
7	1'33.919	*	19.768	24.118	26.983	23.050*	286.3
8	<b>1'39.104</b>	27.433	22.181	26.835	22.655	284.2	
9	<b>1'36.806</b>	26.681	21.426	26.979	21.720	287.0	
10	<b>1'39.836</b>	26.725	24.270	27.163	21.678	271.1	
11	<b>1'39.799</b>	26.564	21.643	27.451	24.141	286.3	
12	<b>1'39.538</b>	26.978	21.572	26.127	24.861	288.8	
13	1'39.474	P	28.918	24.397	29.257	16.902	185.1

Run #	3	Front Tyre	Slick-Medium	Rear Tyre	Slick-Soft	New Tyre	
			New Tyre				
14	1'32.559	*	20.430	23.285	27.198*	21.646	267.3
15	1'46.965	*	29.293*	24.297	29.400	23.975	237.3
16	<b>1'34.510</b>	<b>26.271</b>	<b>21.311</b>	<b>25.610</b>	21.318	288.7	
17	<b>1'42.638</b>	29.447	22.828	28.003	22.360	239.6	
18	<b>1'34.461</b>	26.316	21.325	25.676	<b>21.144</b>	287.0	

**25th 55** **Hafizh SYHRIN** YAMAHA MAL  
 Monster Yamaha Tech 3  
 Runs=3 Total laps=16 Full laps=10

Run #	1	Front Tyre	Slick-Medium	Rear Tyre	Slick-Soft	10 Laps at start	
			New Tyre				
1	2'14.500	22.433	25.082	27.788	22.217	282.6	
2	<b>1'37.115</b>	26.719	21.478	26.848	22.070	278.9	
3	<b>1'34.792</b>	26.511	21.273	25.837	21.171	287.6	
4	<b>1'34.850</b>	26.494	21.293	25.967	<b>21.096</b>	287.0	
5	<b>1'34.692</b>	26.447	21.282	<b>25.822</b>	21.141	285.9	
6	9'49.911	P	26.400				

Run #	2	Front Tyre	Slick-Soft	Rear Tyre	Slick-Medium	10 Laps at start	
			New Tyre				
7	1'43.918	25.157	25.559	29.306	23.896	267.7	
8	<b>1'43.052</b>	28.955	23.700	27.818	22.579	281.7	
9	<b>1'38.203</b>	27.712	22.234	26.473	21.784	283.6	

**Fastest Lap:** Andrea DOVIZIOSO Ducati Team ITA **1'32.198** 25.650 20.688 25.155 20.705

These data/results cannot be reproduced, stored and/or transmitted in whole or in part by any manner of electronic, mechanical, photocopying, recording, broadcasting or otherwise now known or herein after developed without the previous express consent by the copyright owner, except for reproduction in daily press and regular printed publications on sale to the public within 60 days of the event related to those data/results and always provided that copyright symbol appears together as follows below.  
 © DORNA, 2018



## Free Practice Nr. 2

MotoGP

Lap	Lap Time	T1	T2	T3	T4	Speed	Lap	Lap Time	T1	T2	T3	T4	Speed
10	<b>1'36.437</b>	26.911	21.726	26.251	21.549	283.1							
11	1'37.898 P	28.428	23.957	27.601	17.912	273.6							
<b>Run # 3</b>	<b>Front Tyre</b>	<b>Slick-Soft</b>		<b>Rear Tyre</b>		<b>Slick-Soft</b>							
		<b>5 Laps at start</b>				<b>New Tyre</b>							
12	1'33.108	21.392	23.234	26.809	21.673	281.3							
13	<b>1'35.833</b>	26.566	21.586	26.210	21.471	284.8							
14	<b>1'42.005</b>	32.620	21.813	26.408	21.164	<b>288.6</b>							
15	<b>1'34.539</b>	<b>26.355</b>	<b>21.217</b>	25.844	21.123	286.3							
16	1'38.187 *	27.760*	22.390	26.688*	21.349	283.5							

**26th** **23** **Christophe PONSSON** DUCATI FRA  
Reale Avintia Racing

Runs=2 Total laps=22 Full laps=12

Run #	1	Front Tyre	Slick-Soft	Rear Tyre	Slick-Soft								
		<b>New Tyre</b>		<b>New Tyre</b>									
1	2'10.068	23.158	24.814	28.983	23.205	265.8							
2	<b>1'42.006</b>	28.915	22.644	27.791	22.656	264.5							
3	1'41.276 *	28.260	22.366	27.824*	22.826	279.9							
4	<b>1'40.587</b>	28.172	22.421	27.731	22.263	276.6							
5	<b>1'39.703</b>	27.822	22.026	27.517	22.338	274.2							
6	<b>1'45.277</b>	28.852	24.566	28.942	22.917	258.4							
7	<b>1'40.525</b>	28.071	22.322	27.693	22.439	273.9							
8	<b>1'40.396</b>	28.098	22.592	27.400	22.306	277.2							
9	1'42.227 P	32.785*	23.878	28.458	17.106	276.0							
<b>Run # 2</b>	<b>Front Tyre</b>	<b>Slick-Soft</b>		<b>Rear Tyre</b>		<b>Slick-Soft</b>							
		<b>9 Laps at start</b>				<b>9 Laps at start</b>							
10	1'43.897	27.337	24.727	28.561	23.272	<b>280.1</b>							
11	<b>1'41.008</b>	28.380	22.667	27.570	22.391	278.7							
12	<b>1'41.003</b>	28.855	22.313	27.468	22.367	278.8							
13	<b>1'39.520</b>	27.981	22.111	27.161	22.267	280.1							
14	1'39.408 *	27.769	22.031	27.326*	22.282	278.0							
15	1'39.316 *	27.584	22.293*	27.309	22.130	275.6							
16	1'50.282 *	31.953*	24.030	31.015	23.284	177.8							
17	1'38.860 *	27.529	21.899	27.276*	22.156	278.2							
18	1'39.031 *	27.478	22.004	27.329*	22.220	276.4							
19	<b>1'38.819</b>	<b>27.411</b>	22.137	27.176	22.095	279.0							
20	1'48.944 *	32.309*	25.076	28.960	22.599	255.9							
21	<b>1'38.477</b>	27.521	21.946	27.103	21.907	278.7							
22	<b>1'38.154</b>	27.466	<b>21.840</b>	<b>26.979</b>	<b>21.869</b>	278.8							

**Fastest Lap:** Andrea DOVIZIOSO Ducati Team ITA **1'32.198** 25.650 20.688 25.155 20.705

These data/results cannot be reproduced, stored and/or transmitted in whole or in part by any manner of electronic, mechanical, photocopying, recording, broadcasting or otherwise now known or herein after developed without the previous express consent by the copyright owner, except for reproduction in daily press and regular printed publications on sale to the public within 60 days of the event related to those data/results and always provided that copyright symbol appears together as follows below.  
© DORNA, 2018

Official MotoGP Timing by TISSOT  
www.motogp.com

Misano Adriatico, Friday, September 07, 2018 Page 8 of 8





4226 m.

## GP OCTO DI SAN MARINO E DELLA RIVIERA DI RIMINI

## Free Practice Nr. 2

## Best Partial Times

IT Ideal Lap Time, sum of the best partial times

BT Best Lap Time

T1		T2		T3		T4				IT	BT	
Pos	Rider	Time	Rider	Time	Rider	Time	Rider	Time	Pos	Rider	IT	BT
1	C.CRUTCHLOW	25.632	M.VIÑALES	20.670	M.VIÑALES	25.086	J.LORENZO	20.675	1	A.DOVIZIOSO	1'32.198	1'32.198 (1)
2	A.DOVIZIOSO	25.650	A.DOVIZIOSO	20.688	A.BAUTISTA	25.090	A.DOVIZIOSO	20.705	2	M.VIÑALES	1'32.213	1'32.411 (4)
3	M.MARQUEZ	25.713	D.PETRUCCI	20.755	J.LORENZO	25.103	M.MARQUEZ	20.727	3	J.LORENZO	1'32.358	1'32.358 (2)
4	M.VIÑALES	25.726	J.LORENZO	20.781	A.DOVIZIOSO	25.155	M.VIÑALES	20.731	4	C.CRUTCHLO	1'32.362	1'32.385 (3)
5	M.PIRRO	25.786	M.MARQUEZ	20.787	J.ZARCO	25.159	V.ROSSI	20.741	5	M.MARQUEZ	1'32.419	1'32.537 (5)
6	D.PETRUCCI	25.797	C.CRUTCHLOW	20.789	V.ROSSI	25.166	C.CRUTCHLOW	20.745	6	D.PETRUCCI	1'32.532	1'32.722 (6)
7	V.ROSSI	25.799	A.RINS	20.791	D.PETRUCCI	25.173	M.PIRRO	20.766	7	V.ROSSI	1'32.645	1'32.786 (8)
8	J.LORENZO	25.799	J.ZARCO	20.897	M.MARQUEZ	25.192	F.MORBIDELLI	20.803	8	A.RINS	1'32.696	1'32.775 (7)
9	A.RINS	25.802	F.MORBIDELLI	20.925	C.CRUTCHLOW	25.196	A.IANNONE	20.804	9	M.PIRRO	1'32.718	1'33.005 (12)
10	D.PEDROSA	25.805	S.BRADL	20.932	M.PIRRO	25.207	A.RINS	20.804	10	J.ZARCO	1'32.726	1'32.985 (10)
11	F.MORBIDELLI	25.813	J.MILLER	20.932	J.MILLER	25.236	D.PETRUCCI	20.807	11	F.MORBIDELLI	1'32.863	1'32.980 (9)
12	J.ZARCO	25.861	V.ROSSI	20.939	D.PEDROSA	25.243	J.ZARCO	20.809	12	D.PEDROSA	1'32.931	1'32.999 (11)
13	T.NAKAGAMI	25.906	A.IANNONE	20.958	A.RINS	25.299	J.MILLER	20.843	13	J.MILLER	1'33.127	1'33.193 (14)
14	A.IANNONE	25.909	M.PIRRO	20.959	T.NAKAGAMI	25.312	D.PEDROSA	20.916	14	A.BAUTISTA	1'33.159	1'33.183 (13)
15	S.BRADL	26.057	D.PEDROSA	20.967	F.MORBIDELLI	25.322	T.NAKAGAMI	20.920	15	T.NAKAGAMI	1'33.180	1'33.274 (15)
16	S.REDDING	26.057	A.ESPARGARO	21.027	K.ABRAHAM	25.329	A.BAUTISTA	20.930	16	A.IANNONE	1'33.290	1'33.423 (16)
17	X.SIMEON	26.058	A.BAUTISTA	21.033	B.SMITH	25.374	A.ESPARGARO	20.943	17	S.BRADL	1'33.425	1'33.660 (19)
18	K.ABRAHAM	26.072	T.NAKAGAMI	21.042	S.REDDING	25.384	S.BRADL	20.973	18	S.REDDING	1'33.509	1'33.517 (17)
19	A.BAUTISTA	26.106	B.SMITH	21.071	S.BRADL	25.463	S.REDDING	20.974	19	A.ESPARGAR	1'33.629	1'33.654 (18)
20	J.MILLER	26.116	S.REDDING	21.094	A.ESPARGARO	25.480	X.SIMEON	21.033	20	B.SMITH	1'33.636	1'33.815 (20)
21	B.SMITH	26.148	T.LUTHI	21.107	X.SIMEON	25.573	B.SMITH	21.043	21	K.ABRAHAM	1'33.784	1'33.878 (21)
22	T.LUTHI	26.165	H.SYHRIN	21.217	P.ESPARGARO	25.610	H.SYHRIN	21.096	22	X.SIMEON	1'33.896	1'33.896 (22)
23	A.ESPARGARO	26.179	K.ABRAHAM	21.227	A.IANNONE	25.619	T.LUTHI	21.115	23	T.LUTHI	1'34.149	1'34.278 (23)
24	P.ESPARGARO	26.271	X.SIMEON	21.232	T.LUTHI	25.762	P.ESPARGARO	21.144	24	P.ESPARGAR	1'34.336	1'34.461 (24)

These data/results cannot be reproduced, stored and/or transmitted in whole or in part by any manner of electronic, mechanical, photocopying, recording, broadcasting or otherwise now known or herein after developed without the previous express consent by the copyright owner, except for reproduction in daily press and regular printed publications on sale to the public within 60 days of the event related to those data/results and always provided that copyright symbol appears together as follows below.

© DORNA, 2018





4226 m.

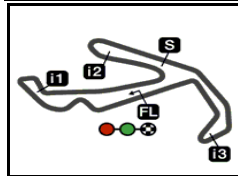
**GP OCTO DI SAN MARINO E DELLA RIVIERA DI RIMINI****Free Practice Nr. 2****Best Partial Times****MotoGP™***IT* Ideal Lap Time, sum of the best partial times*BT* Best Lap Time

<b>T1</b>		<b>T2</b>		<b>T3</b>		<b>T4</b>				<i>IT</i>	<i>BT</i>	
<i>Pos</i>	<i>Rider</i>	<i>Time</i>	<i>Rider</i>	<i>Time</i>	<i>Rider</i>	<i>Time</i>	<i>Rider</i>	<i>Time</i>	<i>Pos</i>	<i>Rider</i>		
25	H.SYHRIN	26.355	P.ESPARGARO	21.311	H.SYHRIN	25.822	K.ABRAHAM	21.156	25	H.SYHRIN	1'34.490	1'34.539 (25)
26	C.PONSSON	27.411	C.PONSSON	21.840	C.PONSSON	26.979	C.PONSSON	21.869	26	C.PONSSON	1'38.099	1'38.154 (26)

These data/results cannot be reproduced, stored and/or transmitted in whole or in part by any manner of electronic, mechanical, photocopying, recording, broadcasting or otherwise now known or herein after developed without the previous express consent by the copyright owner, except for reproduction in daily press and regular printed publications on sale to the public within 60 days of the event related to those data/results and always provided that copyright symbol appears together as follows below.  
© DORNA, 2018


Official MotoGP Timing by **TISSOT**  
www.motogp.com





4226 m.

**GP OCTO DI SAN MARINO E DELLA RIVIERA DI RIMINI****Free Practice Nr. 2****Fastest Laps Sequence**

<i>Practice Time</i>	 <i>Rider</i>	<i>Nation</i>	<i>Motorcycle</i>	<i>Time</i>	<i>Km/h</i>	<i>Rider's Lap</i>
<b>3'24.702</b>	46 <b>Valentino ROSSI</b>	ITA	YAMAHA	<b>1'35.052</b>	160.0	2
<b>3'25.884</b>	93 <b>Marc MARQUEZ</b>	SPA	HONDA	<b>1'33.773</b>	162.2	2
<b>4'58.421</b>	93 <b>Marc MARQUEZ</b>	SPA	HONDA	<b>1'32.537</b>	164.4	3
<b>41'59.904</b>	99 <b>Jorge LORENZO</b>	SPA	DUCATI	<b>1'32.358</b>	164.7	16
<b>43'30.309</b>	4 <b>Andrea DOVIZIOSO</b>	ITA	DUCATI	<b>1'32.198</b>	165.0	20

These data/results cannot be reproduced, stored and/or transmitted in whole or in part by any manner of electronic, mechanical, photocopying, recording, broadcasting or otherwise now known or herein after developed without the previous express consent by the copyright owner, except for reproduction in daily press and regular printed publications on sale to the public within 60 days of the event related to those data/results and always provided that copyright symbol appears together as follows below.

© DORNA, 2018

Official MotoGP Timing by **TISSOT**  
www.motogp.com

**Misano Adriatico, Friday, September 07, 2018**