


4226 m.

MotoGP™

GP OCTO DI SAN MARINO E DELLA RIVIERA DI RIMINI

Qualifying Results



	Rider	Nation	Team	Motorcycle	Time	Lap	Total	Gap	Top Speed
1	99 Jorge LORENZO	SPA	Ducati Team	DUCATI	Q2 1'31.629	7	7		291.8
2	43 Jack MILLER	AUS	Alma Pramac Racing	DUCATI	Q2 1'31.916	5	9	0.287 0.287	289.3
3	25 Maverick VIÑALES	SPA	Movistar Yamaha MotoGP	YAMAHA	Q2 1'31.950	8	8	0.321 0.034	291.8
4	4 Andrea DOVIZIOSO	ITA	Ducati Team	DUCATI	Q2 1'32.003	7	8	0.374 0.053	292.9
5	93 Marc MARQUEZ	SPA	Repsol Honda Team	HONDA	Q2 1'32.016	2	8	0.387 0.013	290.0
6	35 Cal CRUTCHLOW	GBR	LCR Honda CASTROL	HONDA	Q2 1'32.025	6	7	0.396 0.009	292.6
7	46 Valentino ROSSI	ITA	Movistar Yamaha MotoGP	YAMAHA	Q2 1'32.028	6	8	0.399 0.003	290.3
8	9 DaniLO PETRUCCI	ITA	Alma Pramac Racing	DUCATI	Q2 1'32.136	7	8	0.507 0.108	293.2
9	5 Johann ZARCO	FRA	Monster Yamaha Tech 3	YAMAHA	Q2 1'32.250	7	8	0.621 0.114	289.3
10	42 Alex RINS	SPA	Team SUZUKI ECSTAR	SUZUKI	Q2 1'32.338	8	8	0.709 0.088	289.4
11	26 Dani PEDROSA	SPA	Repsol Honda Team	HONDA	Q2 1'32.369	8	9	0.740 0.031	293.3
12	21 Franco MORBIDELLI	ITA	EG 0,0 Marc VDS	HONDA	Q1 1'32.454	7	7 (*)	0.065	288.2
13	29 Andrea IANNONE	ITA	Team SUZUKI ECSTAR	SUZUKI	Q1 1'32.566	8	8 (*)	0.177 0.112	288.0
14	51 Michele PIRRO	ITA	Ducati Team	DUCATI	Q1 1'32.624	3	7 (*)	0.235 0.058	291.8
15	19 Alvaro BAUTISTA	SPA	Angel Nieto Team	DUCATI	Q1 1'32.792	3	8 (*)	0.403 0.168	290.4
16	41 Aleix ESPARGARO	SPA	Aprilia Racing Team Gresini	APRILIA	Q1 1'33.084	3	8 (*)	0.695 0.292	289.0
17	38 Bradley SMITH	GBR	Red Bull KTM Factory Racing	KTM	Q1 1'33.085	7	8 (*)	0.696 0.001	286.2
18	6 Stefan BRADL	GER	HRC Honda Team	HONDA	Q1 1'33.361	7	7 (*)	0.972 0.276	290.7
19	30 Takaaki NAKAGAMI	JPN	LCR Honda IDEMITSU	HONDA	Q1 1'33.437	3	8 (*)	1.048 0.076	284.2
20	44 PoI ESPARGARO	SPA	Red Bull KTM Factory Racing	KTM	Q1 1'33.502	3	7 (*)	1.113 0.065	291.4
21	45 Scott REDDING	GBR	Aprilia Racing Team Gresini	APRILIA	Q1 1'33.572	6	7 (*)	1.183 0.070	284.9
22	10 Xavier SIMEON	BEL	Reale Avintia Racing	DUCATI	Q1 1'33.705	7	7 (*)	1.316 0.133	285.8
23	12 Thomas LUTHI	SWI	EG 0,0 Marc VDS	HONDA	Q1 1'33.755	9	9 (*)	1.366 0.050	285.3
24	17 Karel ABRAHAM	CZE	Angel Nieto Team	DUCATI	Q1 1'33.812	3	5 (*)	1.423 0.057	290.1
25	55 Hafizh SYAHRIN	MAL	Monster Yamaha Tech 3	YAMAHA	Q1 1'34.080	8	8 (*)	1.691 0.268	288.0
26	23 Christophe PONSSON	FRA	Reale Avintia Racing	DUCATI	Q1 1'37.180	3	8 (*)	4.791 3.100	283.6

* Gap with the fastest rider in the Q1 session.

Pole Position:		Jorge LORENZO	1'31.629	166.0 Km/h
Q1 Best Lap:	Lap 4	Dani PEDROSA	(*) 1'32.389	164.6 Km/h
Circuit Record Lap:	2016	Dani PEDROSA	1'32.979	163.6 Km/h
Circuit Best Lap:	2018	Jorge LORENZO	1'31.629	166.0 Km/h

The results are provisional until the end of the limit for protest and appeals.

Time limit for protest expires 60' after publication of the results - Mr. Time:

These data/results cannot be reproduced, stored and/or transmitted in whole or in part by any manner of electronic, mechanical, photocopying, recording, broadcasting or otherwise now known or herein after developed without the previous express consent by the copyright owner, except for reproduction in daily press and regular printed publications on sale to the public within 60 days of the event related to those data/results and always provided that copyright symbol appears together as follows below.

© DORNA, 2018

Official MotoGP Timing by TISSOT
www.motogp.com

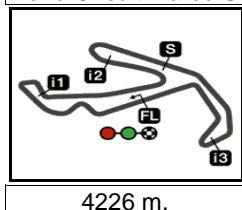
Misano Adriatico, Saturday, September 08, 2018

GP OCTO DI SAN MARINO E DELLA RIVIERA DI RIMINI


Qualifying Nr. 2

Classification

20



4226 m.

	Rider	Nation	Team	Motorcycle	Time	Lap	Total	Gap	Top Speed
1	99 Jorge LORENZO	SPA	Ducati Team	DUCATI	1'31.629	7	7		291.8
2	43 Jack MILLER	AUS	Alma Pramac Racing	DUCATI	1'31.916	5	9	0.287 0.287	289.3
3	25 Maverick VIÑALES	SPA	Movistar Yamaha MotoGP	YAMAHA	1'31.950	8	8	0.321 0.034	291.8
4	4 Andrea DOVIZIOSO	ITA	Ducati Team	DUCATI	1'32.003	7	8	0.374 0.053	292.9
5	93 Marc MARQUEZ	SPA	Repsol Honda Team	HONDA	1'32.016	2	8	0.387 0.013	290.0
6	35 Cal CRUTCHLOW	GBR	LCR Honda CASTROL	HONDA	1'32.025	6	7	0.396 0.009	292.6
7	46 Valentino ROSSI	ITA	Movistar Yamaha MotoGP	YAMAHA	1'32.028	6	8	0.399 0.003	290.3
8	9 Daniilo PETRUCCI	ITA	Alma Pramac Racing	DUCATI	1'32.136	7	8	0.507 0.108	293.2
9	5 Johann ZARCO	FRA	Monster Yamaha Tech 3	YAMAHA	1'32.250	7	8	0.621 0.114	289.3
10	42 Alex RINS	SPA	Team SUZUKI ECSTAR	SUZUKI	1'32.338	8	8	0.709 0.088	289.4
11	26 Dani PEDROSA	SPA	Repsol Honda Team	HONDA	1'32.369	8	9	0.740 0.031	293.3
Not classified									
	21 Franco MORBIDELLI	ITA	EG 0,0 Marc VDS	HONDA					

Practice condition: Dry

Air: 25°

Humidity: 74%

Ground: 39°

Fastest Lap:	Lap: 7	Jorge LORENZO	1'31.629	166 Km/h
Circuit Record Lap:	2016	Dani PEDROSA	1'32.979	163.6 Km/h
Circuit Best Lap:	2018	Jorge LORENZO	1'31.629	166.0 Km/h

The results are provisional until the end of the limit for protest and appeals.

Time limit for protest expires 30' after publication of the results - Time:

These data/results cannot be reproduced, stored and/or transmitted in whole or in part by any manner of electronic, mechanical, photocopying, recording, broadcasting or otherwise now known or herein after developed without the previous express consent by the copyright owner, except for reproduction in daily press and regular printed publications on sale to the public within 60 days of the event related to those data/results and always provided that copyright symbol appears together as follows below.

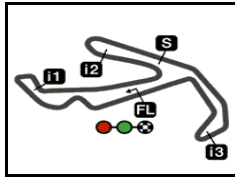
© DORNA, 2018

Official MotoGP Timing by TISSOT

www.motogp.com

Misano Adriatico, Saturday, September 08, 2018





4226 m.

GP OCTO DI SAN MARINO E DELLA RIVIERA DI RIMINI

Qualifying Nr. 2

Top Speed & Average

21



Rider	Nation	Motorcycle	Top 5 speeds					Average	Top
26 Dani PEDROSA	SPA	HONDA	293.3	292.0	291.9	290.7	290.7	291.7	293.3
9 Danilo PETRUCCI	ITA	DUCATI	293.2	292.9	292.5	290.9	290.5	292.0	293.2
4 Andrea DOVIZIOSO	ITA	DUCATI	292.9	292.9	292.2	292.2	290.7	292.2	292.9
35 Cal CRUTCHLOW	GBR	HONDA	292.6	292.4	290.9	290.0	289.3	291.0	292.6
25 Maverick VIÑALES	SPA	YAMAHA	291.8	291.6	291.6	291.4	290.9	291.4	291.8
99 Jorge LORENZO	SPA	DUCATI	291.8	291.1	290.6	290.0	289.9	290.7	291.8
46 Valentino ROSSI	ITA	YAMAHA	290.3	289.4	289.4	289.0	288.2	289.3	290.3
93 Marc MARQUEZ	SPA	HONDA	290.0	289.7	289.4	288.6	287.3	289.0	290.0
42 Alex RINS	SPA	SUZUKI	289.4	289.1	288.1	287.6	287.3	288.3	289.4
43 Jack MILLER	AUS	DUCATI	289.3	289.2	288.6	287.7	286.4	288.2	289.3
5 Johann ZARCO	FRA	YAMAHA	289.3	289.2	289.1	287.9	287.2	288.5	289.3
21 Franco MORBIDELLI	ITA	HONDA	287.0	285.6	285.1			285.9	287.0

These data/results cannot be reproduced, stored and/or transmitted in whole or in part by any manner of electronic, mechanical, photocopying, recording, broadcasting or otherwise now known or herein after developed without the previous express consent by the copyright owner, except for reproduction in daily press and regular printed publications on sale to the public within 60 days of the event related to those data/results and always provided that copyright symbol appears together as follows below.

© DORNA, 2018

Official MotoGP Timing by TISSOT
www.motogp.com



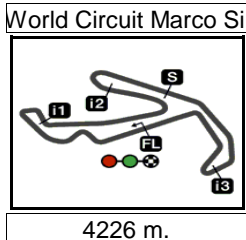
Misano Adriatico, Saturday, September 08, 2018

GP OCTO DI SAN MARINO E DELLA RIVIERA DI RIMINI

Qualifying Nr. 2

Chronological Analysis of Performances

22



4226 m.

* Lap / Sector time cancelled

T1 Time from finish line to 1st intermediate

T3 Time from 2nd intermed. to 3rd intermed.

P Crossing the finish line in pit lane

T2 Time from 1st intermed. to 2nd intermed.

T4 Time from 3rd intermediate to finish line

**Tyre data subject to further updates

Lap	Lap Time	T1	T2	T3	T4	Speed	Lap	Lap Time	T1	T2	T3	T4	Speed	
1st	99	Jorge LORENZO				DUCATI	SPA	5	1'26.558	19.027	21.066	25.585	20.880	291.6
		Ducati Team					6	1'32.060	25.634	20.690	25.051	20.685	290.9	
							7	1'32.116	25.706	20.656	25.078	20.676	291.4	
							8	1'31.950	25.662	20.644	24.979	20.665	291.6	
Run # 1	Front Tyre	Slick-Medium	Rear Tyre	Slick-Soft										
		New Tyre	New Tyre											
1	2'41.309	18.507	21.161	25.238	20.795	290.6								
2	1'31.763	25.562	20.562	25.025	20.614	291.8								
3	1'27.998 P	26.223	20.902	25.278	15.595	289.0								
Run # 2	Front Tyre	Slick-Soft	Rear Tyre	Slick-Soft										
		New Tyre	New Tyre											
4	1'24.929	17.945	20.960	25.250	20.774	289.6								
5	1'26.735 P	25.655	20.701	24.935	15.444	289.9								
Run # 3	Front Tyre	Slick-Soft	Rear Tyre	Slick-Soft										
		New Tyre	New Tyre											
		2 Laps at start												
6	1'24.677	18.066	20.897	25.034	20.680	290.0								
7	1'31.629	25.572	20.508	24.967	20.582	291.1								
2nd	43	Jack MILLER				DUCATI	AUS							
		Alma Pramac Racing												
Run # 1	Front Tyre	Slick-Medium	Rear Tyre	Slick-Soft										
		New Tyre	New Tyre											
1	1'45.976	18.956	21.868	25.793	21.118	287.7								
2	1'32.352	25.798	20.846	25.052	20.656	289.2								
3	1'30.739 P	26.489	21.643	27.019	15.588	284.6								
Run # 2	Front Tyre	Slick-Medium	Rear Tyre	Slick-Soft										
		New Tyre	New Tyre											
		3 Laps at start												
4	1'24.562 *	17.649	21.022	25.117*	20.774	289.3								
5	1'31.916	25.677	20.784	24.911	20.544	288.6								
6	1'39.104	25.821	20.781	30.928	21.574	205.8								
7	1'32.362	25.883	20.718	25.057	20.704	286.4								
8	1'42.184 *	30.926*	22.734	26.629	21.895	282.6								
9	1'34.524	26.498	21.059	25.885	21.082	284.2								
3rd	25	Maverick VIÑALES				YAMAHA	SPA							
		Movistar Yamaha MotoGP												
Run # 1	Front Tyre	Slick-Medium	Rear Tyre	Slick-Soft										
		New Tyre	New Tyre											
1	3'14.756	19.215	21.320	25.500	21.058	290.0								
2	1'32.700	25.953	20.805	25.126	20.816	291.8								
3	1'32.570	25.752	20.808	25.213	20.797	290.9								
4	1'35.233 P	28.036	21.792	28.743	16.662	178.2								
Run # 2	Front Tyre	Slick-Medium	Rear Tyre	Slick-Soft										
		New Tyre	New Tyre											
		4 Laps at start												
1	2'11.583	21.255	22.337	31.787	23.567	220.8								
2	1'34.667	25.923	22.174	25.532	21.038	290.0								
4th	4	Andrea DOVIZIOSO				DUCATI	ITA							
		Ducati Team												
Run # 1	Front Tyre	Slick-Soft	Rear Tyre	Slick-Soft										
		New Tyre	New Tyre											
1	2'18.978	20.168	22.607	27.380	22.033	279.5								
2	1'34.374	26.148	21.527	25.628	21.071	290.7								
3	1'32.234	25.786	20.678	25.115	20.655	292.9								
4	1'29.661 P	25.785	20.767	25.170	17.939	292.2								
Run # 2	Front Tyre	Slick-Soft	Rear Tyre	Slick-Soft										
		New Tyre	New Tyre											
		4 Laps at start												
5	1'30.763	20.866	22.178	26.374	21.345	286.0								
6	1'33.478	26.148	20.877	25.651	20.802	289.5								
7	1'32.003	25.708	20.736	24.955	20.604	292.2								
8	1'32.203	25.724	20.751	25.003	20.725	292.9								
5th	93	Marc MARQUEZ				HONDA	SPA							
		Repsol Honda Team												
Run # 1	Front Tyre	Slick-Medium	Rear Tyre	Slick-Soft										
		New Tyre	New Tyre											
1	1'45.508	19.062	21.901	25.796	21.147	287.0								
2	1'32.016	25.575	20.724	25.089	20.628	289.4								
3	1'30.557 P	26.633	20.920	26.379	16.625	284.7								
Run # 2	Front Tyre	Slick-Medium	Rear Tyre	Slick-Soft										
		New Tyre	New Tyre											
4	1'27.853	19.118	21.614	25.790	21.331	287.3								
5	4'02.919 P	25.567	20.743	24.974	2'51.635	289.7								
Run # 3	Front Tyre	Slick-Medium	Rear Tyre	Slick-Soft										
		New Tyre	New Tyre											
		3 Laps at start												
6	1'27.199	19.205	21.348	25.572	21.074	288.6								
7	1'32.125	25.543	20.800	25.044	20.738	290.0								
8	1'38.181	25.616	20.715	28.878	22.972	239.7								
6th	35	Cal CRUTCHLOW				HONDA	GBR							
		LCR Honda CASTROL												
Run # 1	Front Tyre	Slick-Medium	Rear Tyre	Slick-Soft										
		New Tyre	New Tyre											
1	2'11.583	21.255	22.337	31.787	23.567	220.8								
2	1'34.667	25.923	22.174	25.532	21.038	290.0								

Fastest Lap: Jorge LORENZO Ducati Team SPA **1'31.629** 25.572 20.508 24.967 20.582

These data/results cannot be reproduced, stored and/or transmitted in whole or in part by any manner of electronic, mechanical, photocopying, recording, broadcasting or otherwise now known or herein after developed without the previous express consent by the copyright owner, except for reproduction in daily press and regular printed publications on sale to the public within 60 days of the event related to those data/results and always provided that copyright symbol appears together as follows below.
© DORNA, 2018



Qualifying Nr. 2

MotoGP

Lap	Lap Time	T1	T2	T3	T4	Speed	Lap	Lap Time	T1	T2	T3	T4	Speed		
3	1'32.335	25.660	20.958	25.038	20.679	292.4	10th 42	Alex RINS Team SUZUKI ECSTAR	SUZUKI				SPA		
4	1'34.084 P	29.896*	21.870	26.484	15.834	284.9									
Run # 2		Front Tyre Slick-Medium		Rear Tyre Slick-Soft											
		4 Laps at start		New Tyre											
5	1'25.666	18.198	21.300	25.384	20.784	290.9			Run # 1		Front Tyre Slick-Medium		Rear Tyre Slick-Soft		
6	1'32.025	25.588	20.756	24.996	20.685	292.6					New Tyre		New Tyre		
7	1'37.399 *	29.749*	21.207	25.514	20.929	289.3			1	2'12.209	21.275	22.228	32.214	23.431	181.8
									2	1'33.155	26.009	20.920	25.298	20.928	287.3
									3	1'32.643	25.872	20.736	25.332	20.703	287.6
									4	1'40.122 P	31.045	21.740	30.854	16.483	173.6
7th	46	Valentino ROSSI		YAMAHA		ITA	Movistar Yamaha MotoGP								
Run # 1		Front Tyre Slick-Medium		Rear Tyre Slick-Soft			Run # 2		Front Tyre Slick-Medium		Rear Tyre Slick-Soft				
		New Tyre		New Tyre					4 Laps at start		New Tyre				
1	2'16.438	19.843	22.732	28.663	22.091	239.4			5	1'32.750	23.369	21.833	26.280	21.268	286.3
2	1'32.924 *	25.950	20.997*	25.189	20.788	290.3			6	1'33.546	26.202	20.916	25.608	20.820	288.1
3	1'32.529	25.715	20.884	25.173	20.757	289.0			7	1'32.419	25.863	20.740	25.087	20.729	289.1
4	1'35.242 P	31.509	21.184	25.772	16.777	285.8			8	1'32.338	25.691	20.742	25.262	20.643	289.4
11th	26	Dani PEDROSA		HONDA		SPA	Repsol Honda Team								
Run # 1		Front Tyre Slick-Medium		Rear Tyre Slick-Soft			Run # 2		Front Tyre Slick-Medium		Rear Tyre Slick-Soft				
		8 Laps at start		3 Laps at start					4 Laps at start		New Tyre				
1	1'46.893	19.087	22.030	25.765	21.234	292.0			5	1'32.034	21.671	22.675	26.240	21.448	286.7
2	1'33.336	25.962	21.055	25.252	21.067	293.3			6	1'33.515	25.901	21.121	25.409	21.084	290.7
3	1'33.030	25.830	21.004	25.292	20.904	291.9			7	1'32.704	25.806	20.893	25.133	20.872	290.7
4	1'29.910 P	26.765	21.539	26.045	15.561	286.1			8	1'32.369	25.614	20.788	25.183	20.784	290.0
8th	9	Danilo PETRUCCI		DUCATI		ITA	Alma Pramac Racing								
Run # 1		Front Tyre Slick-Medium		Rear Tyre Slick-Soft			Run # 2		Front Tyre Slick-Medium		Rear Tyre Slick-Soft				
		New Tyre		New Tyre					4 Laps at start		New Tyre				
1	2'14.189	22.566	22.807	27.435	22.087	235.2			5	1'26.057	18.328	21.451	25.422	20.856	288.2
2	1'39.483	28.649	21.522	26.857	22.455	265.5			6	1'32.028	25.643	20.637	25.012	20.736	289.4
3	1'32.682	25.991	20.892	25.032	20.767	292.9			7	1'45.969 *	33.139*	25.803	26.085	20.942	285.7
4	1'32.540	25.923	20.777	25.098	20.742	290.5			8	1'32.344	25.743	20.767	25.105	20.729	289.4
5	1'32.494 P	27.847*	21.553	27.005	16.089	261.5									
9th	5	Johann ZARCO		YAMAHA		FRA	Monster Yamaha Tech 3								
Run # 1		Front Tyre Slick-Soft		Rear Tyre Slick-Soft			Run # 2		Front Tyre Slick-Soft		Rear Tyre Slick-Soft				
		New Tyre		New Tyre					4 Laps at start		New Tyre				
1	2'34.907	19.108	22.028	25.985	21.271	287.1			5	1'26.996	18.795	21.387	25.790	21.024	287.2
2	1'33.510 *	25.899	21.305*	25.410	20.896	287.9			6	1'32.425	25.796	20.775	25.061	20.793	289.3
3	1'32.708	25.749	20.926	25.245	20.788	289.2			7	1'32.250	25.711	20.800	25.150	20.589	289.1
4	1'33.953 P	28.514	21.773	27.018	16.648	279.2			8	1'38.585	28.136	22.743	26.259	21.447	285.4

Fastest Lap: Jorge LORENZO Ducati Team SPA 1'31.629 25.572 20.508 24.967 20.582

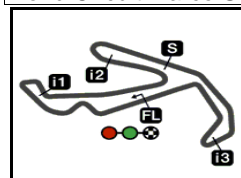
These data/results cannot be reproduced, stored and/or transmitted in whole or in part by any manner of electronic, mechanical, photocopying, recording, broadcasting or otherwise now known or herein after developed without the previous express consent by the copyright owner, except for reproduction in daily press and regular printed publications on sale to the public within 60 days of the event related to those data/results and always provided that copyright symbol appears together as follows below.
© DORNA, 2018

Official MotoGP Timing by TISSOT
www.motogp.com



GP OCTO DI SAN MARINO E DELLA RIVIERA DI RIMINI

Provisional Starting Grid



4226 m.

Race : 27 laps = 114.102 km

23



1	1 1'31.629 99 Jorge LORENZO Ducati	2 1'31.916 43 Jack MILLER Ducati	3 1'31.950 25 Maverick VIÑALES Yamaha
2	4 1'32.003 4 Andrea DOVIZIOSO Ducati	5 1'32.016 93 Marc MARQUEZ Honda	6 1'32.025 35 Cal CRUTCHLOW Honda
3	7 1'32.028 46 Valentino ROSSI Yamaha	8 1'32.136 9 Danilo PETRUCCI Ducati	9 1'32.250 5 Johann ZARCO Yamaha
4	10 1'32.338 42 Alex RINS Suzuki	11 1'32.369 26 Dani PEDROSA Honda	12 1'32.454 21 Franco MORBIDELLI Honda
5	13 1'32.566 29 Andrea IANNONE Suzuki	14 1'32.624 51 Michele PIRRO Ducati	15 1'32.792 19 Alvaro BAUTISTA Ducati
6	16 1'33.084 41 Aleix ESPARGARO Aprilia	17 1'33.085 38 Bradley SMITH KTM	18 1'33.361 6 Stefan BRADL Honda
7	19 1'33.437 30 Takaaki NAKAGAMI Honda	20 1'33.502 44 Pol ESPARGARO KTM	21 1'33.572 45 Scott REDDING Aprilia
8	22 1'33.705 10 Xavier SIMEON Ducati	23 1'33.755 12 Thomas LUTHI Honda	24 1'33.812 17 Karel ABRAHAM Ducati

The results are provisional until the end of the limit for protest and appeals and until the ratification of the Event Management Committee.

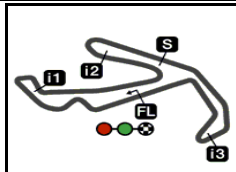
Time limit for protest expires 60' at the latest after publication of the results - Mr. Time:

These data/results cannot be reproduced, stored and/or transmitted in whole or in part by any manner of electronic, mechanical, photocopying, recording, broadcasting or otherwise now known or herein after developed without the previous express consent by the copyright owner, except for reproduction in daily press and regular printed publications on sale to the public within 60 days of the event related to those data/results and always provided that copyright symbol appears together as follows below.

© DORNA, 2018

Official MotoGP Timing by TISSOT
www.motogp.com





GP OCTO DI SAN MARINO E DELLA RIVIERA DI RIMINI

Provisional Starting Grid

4226 m.

Race : 27 laps = 114.102 km

23

9

25
1'34.080
55 Hafizh SYHRIN
Yamaha

26
1'37.180
23 Christophe PONSSON
Ducati

The results are provisional until the end of the limit for protest and appeals and until the ratification of the Event Management Committee.

Time limit for protest expires 60' at the latest after publication of the results - Mr. Time:

These data/results cannot be reproduced, stored and/or transmitted in whole or in part by any manner of electronic, mechanical, photocopying, recording, broadcasting or otherwise now known or herein after developed without the previous express consent by the copyright owner, except for reproduction in daily press and regular printed publications on sale to the public within 60 days of the event related to those data/results and always provided that copyright symbol appears together as follows below.

© DORNA, 2018

Official MotoGP Timing by **TISSOT**
www.motogp.com





4226 m.

BMW M Award - Best Qualifier MotoGP 2018

24

Rider	Nation	Points	QAT	ARG	AME	SPA	FRA	ITA	CAT	NED	GER	CZE	AUT	GBR	RSM	ARA	THA	JPN	AUS	MAL	VAL
1 MARQUEZ Marc	SPA	229	20	10	25	11	20	10	20	25	25	16	25	11	11						
2 LORENZO Jorge	SPA	188	7	2	10	13	10	20	25	6	16	13	16	25	25						
3 DOVIZIOSO Andrea	ITA	173	11	8	8	8	11	9	16	13	11	25	20	20	13						
4 ZARCO Johann	FRA	162	25	16	13	16	25	7	8	8	2	9	10	16	7						
5 CRUTCHLOW Cal	GBR	144	13	6	9	25	3	8	6	20	9	11	11	13	10						
6 ROSSI Valentino	ITA	132	8	5	11	6	7	25	9	16	10	20	2	4	9						
7 PETRUCCI Danilo	ITA	132	16	-	6	7	16	11	10	5	20	10	13	10	8						
8 VIÑALES Maverick	SPA	126	4	7	20	5	8	16	13	10	13	4	5	5	16						
9 IANNONE Andrea	ITA	114	5	4	16	9	13	13	11	7	8	8	8	9	3						
10 PEDROSA Dani	SPA	91	9	20	7	20	6	-	5	-	6	6	7	-	5						
11 RINS Alex	SPA	85	10	11	5	10	1	6	1	11	5	7	6	6	6						
12 MILLER Jack	AUS	80	6	25	-	4	9	5	3	-	1	-	-	7	20						
13 RABAT Tito	SPA	46	-	13	2	-	5	3	7	2	-	5	9	-	-						
14 ESPARGARO Aleix	SPA	33	3	9	-	3	4	-	-	9	3	-	1	-	1						
15 BAUTISTA Alvaro	SPA	19	-	-	-	-	-	-	-	4	7	2	4	-	2						
16 MORBIDELLI Franco	ITA	17	2	-	-	1	-	4	-	-	-	3	-	3	4						
17 NAKAGAMI Takaaki	JPN	16	-	-	3	2	-	-	4	3	4	-	-	-	-						
18 SMITH Bradley	GBR	13	-	-	1	-	-	-	-	-	-	1	3	8	-						
19 SYAHRIN Hafizh	MAL	8	1	-	-	-	2	2	2	1	-	-	-	-	-						
20 ESPARGARO Pol	SPA	5	-	-	4	-	-	1	-	-	-	-	-	-	-						
21 ABRAHAM Karel	CZE	3	-	3	-	-	-	-	-	-	-	-	-	-	-						
22 REDDING Scott	GBR	3	-	1	-	-	-	-	-	-	-	-	-	2	-						
23 LUTHI Thomas	SWI	1	-	-	-	-	-	-	-	-	-	-	-	1	-						

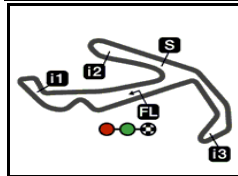
These data/results cannot be reproduced, stored and/or transmitted in whole or in part by any manner of electronic, mechanical, photocopying, recording, broadcasting or otherwise now known or herein after developed without the previous express consent by the copyright owner, except for reproduction in daily press and regular printed publications on sale to the public within 60 days of the event related to those data/results and always provided that copyright symbol appears together as follows below.

© DORNA, 2018

Official MotoGP Timing by  TISSOT
www.motogp.com



Misano Adriatico, Saturday, September 08, 2018



4226 m.

GP OCTO DI SAN MARINO E DELLA RIVIERA DI RIMINI*After the Qualifying Nr. 2***Event Best Maximum Speed**

<i>Rider</i>	<i>Nation Team</i>	<i>Motorcycle</i>	<i>Km/h</i>	
26 Dani PEDROSA	SPA Repsol Honda Team	HONDA	295.5	Free Practice Nr. 1
4 Andrea DOVIZIOSO	ITA Ducati Team	DUCATI	295.5	Free Practice Nr. 1
6 Stefan BRADL	GER HRC Honda Team	HONDA	295.3	Free Practice Nr. 1
93 Marc MARQUEZ	SPA Repsol Honda Team	HONDA	295.1	Free Practice Nr. 2
99 Jorge LORENZO	SPA Ducati Team	DUCATI	294.3	Free Practice Nr. 1
35 Cal CRUTCHLOW	GBR LCR Honda CASTROL	HONDA	294.2	Free Practice Nr. 1
25 Maverick VIÑALES	SPA Movistar Yamaha MotoGP	YAMAHA	293.8	Free Practice Nr. 1
9 Danilo PETRUCCI	ITA Alma Pramac Racing	DUCATI	293.2	Qualifying Nr. 2
51 Michele PIRRO	ITA Ducati Team	DUCATI	292.3	Free Practice Nr. 1
44 Po ESPARGARO	SPA Red Bull KTM Factory Racing	KTM	292.2	Free Practice Nr. 1
46 Valentino ROSSI	ITA Movistar Yamaha MotoGP	YAMAHA	292.1	Free Practice Nr. 4
19 Alvaro BAUTISTA	SPA Angel Nieto Team	DUCATI	292.1	Free Practice Nr. 3
29 Andrea IANNONE	ITA Team SUZUKI ECSTAR	SUZUKI	291.7	Free Practice Nr. 1
55 Hafizh SYAHRIN	MAL Monster Yamaha Tech 3	YAMAHA	291.6	Free Practice Nr. 1
42 Alex RINS	SPA Team SUZUKI ECSTAR	SUZUKI	291.4	Free Practice Nr. 1
5 Johann ZARCO	FRA Monster Yamaha Tech 3	YAMAHA	291.4	Free Practice Nr. 3
41 Aleix ESPARGARO	SPA Aprilia Racing Team Gresini	APRILIA	291.2	Free Practice Nr. 1
43 Jack MILLER	AUS Alma Pramac Racing	DUCATI	291.2	Free Practice Nr. 1
17 Karel ABRAHAM	CZE Angel Nieto Team	DUCATI	290.9	Free Practice Nr. 1
38 Bradley SMITH	GBR Red Bull KTM Factory Racing	KTM	289.8	Free Practice Nr. 1
21 Franco MORBIDELLI	ITA EG 0,0 Marc VDS	HONDA	288.8	Free Practice Nr. 2
12 Thomas LUTHI	SWI EG 0,0 Marc VDS	HONDA	288.3	Free Practice Nr. 1
45 Scott REDDING	GBR Aprilia Racing Team Gresini	APRILIA	287.5	Free Practice Nr. 1
10 Xavier SIMEON	BEL Reale Avintia Racing	DUCATI	287.3	Free Practice Nr. 1
30 Takaaki NAKAGAMI	JPN LCR Honda IDEMITSU	HONDA	287.1	Free Practice Nr. 3
23 Christophe PONSSON	FRA Reale Avintia Racing	DUCATI	283.8	Free Practice Nr. 4

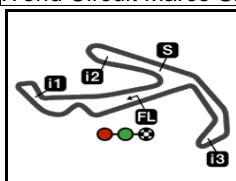
These data/results cannot be reproduced, stored and/or transmitted in whole or in part by any manner of electronic, mechanical, photocopying, recording, broadcasting or otherwise now known or herein after developed without the previous express consent by the copyright owner, except for reproduction in daily press and regular printed publications on sale to the public within 60 days of the event related to those data/results and always provided that copyright symbol appears together as follows below.

© DORNA, 2018

Official MotoGP Timing by TISSOT
www.motogp.com

Misano Adriatico, Saturday, September 08, 2018





4226 m.

GP OCTO DI SAN MARINO E DELLA RIVIERA DI RIMINI

Qualifying Nr. 2

Best Partial Times

IT Ideal Lap Time, sum of the best partial times

BT Best Lap Time

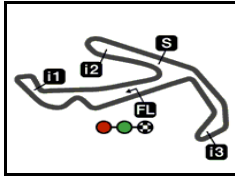
T1		T2		T3		T4				IT	BT	
Pos	Rider	Time	Rider	Time	Rider	Time	Rider	Time	Pos	Rider	IT	BT
1	M.MARQUEZ	25.543	J.LORENZO	20.508	J.MILLER	24.911	J.MILLER	20.544	1	J.LORENZO	1'31.587	1'31.629 (1)
2	J.LORENZO	25.562	D.PETRUCCI	20.633	J.LORENZO	24.935	J.LORENZO	20.582	2	J.MILLER	1'31.850	1'31.916 (2)
3	C.CRUTCHLOW	25.588	V.ROSSI	20.637	A.DOVIZIOSO	24.955	J.ZARCO	20.589	3	M.MARQUEZ	1'31.860	1'32.016 (5)
4	D.PEDROSA	25.614	M.VIÑALES	20.644	M.MARQUEZ	24.974	A.DOVIZIOSO	20.604	4	M.VIÑALES	1'31.922	1'31.950 (3)
5	D.PETRUCCI	25.630	A.DOVIZIOSO	20.678	M.VIÑALES	24.979	M.MARQUEZ	20.628	5	A.DOVIZIOSO	1'31.945	1'32.003 (4)
6	M.VIÑALES	25.634	M.MARQUEZ	20.715	D.PETRUCCI	24.991	A.RINS	20.643	6	D.PETRUCCI	1'31.996	1'32.136 (8)
7	V.ROSSI	25.643	J.MILLER	20.718	C.CRUTCHLOW	24.996	M.VIÑALES	20.665	7	C.CRUTCHLO	1'32.019	1'32.025 (6)
8	J.MILLER	25.677	A.RINS	20.736	V.ROSSI	25.012	C.CRUTCHLOW	20.679	8	V.ROSSI	1'32.021	1'32.028 (7)
9	A.RINS	25.691	C.CRUTCHLOW	20.756	J.ZARCO	25.061	V.ROSSI	20.729	9	J.ZARCO	1'32.136	1'32.250 (9)
10	A.DOVIZIOSO	25.708	J.ZARCO	20.775	A.RINS	25.087	D.PETRUCCI	20.742	10	A.RINS	1'32.157	1'32.338 (10)
11	J.ZARCO	25.711	D.PEDROSA	20.788	D.PEDROSA	25.133	D.PEDROSA	20.784	11	D.PEDROSA	1'32.319	1'32.369 (11)
12	F.MORBIDELLI	25.758	F.MORBIDELLI	20.997	F.MORBIDELLI	25.775	F.MORBIDELLI	20.853	-1	F.MORBIDELLI		(-1)

These data/results cannot be reproduced, stored and/or transmitted in whole or in part by any manner of electronic, mechanical, photocopying, recording, broadcasting or otherwise now known or herein after developed without the previous express consent by the copyright owner, except for reproduction in daily press and regular printed publications on sale to the public within 60 days of the event related to those data/results and always provided that copyright symbol appears together as follows below.

© DORNA, 2018


Official MotoGP Timing by TISSOT
www.motogp.com





4226 m.

GP OCTO DI SAN MARINO E DELLA RIVIERA DI RIMINI**Qualifying Nr. 2****Fastest Laps Sequence**

<i>Practice Time</i>	 <i>Rider</i>	<i>Nation</i>	<i>Motorcycle</i>	<i>Time</i>	<i>Km/h</i>	<i>Rider's Lap</i>
3'17.524	93 Marc MARQUEZ	SPA	HONDA	1'32.016	165.3	2
4'13.072	99 Jorge LORENZO	SPA	DUCATI	1'31.763	165.7	2
15'05.328	99 Jorge LORENZO	SPA	DUCATI	1'31.629	166.0	7

These data/results cannot be reproduced, stored and/or transmitted in whole or in part by any manner of electronic, mechanical, photocopying, recording, broadcasting or otherwise now known or herein after developed without the previous express consent by the copyright owner, except for reproduction in daily press and regular printed publications on sale to the public within 60 days of the event related to those data/results and always provided that copyright symbol appears together as follows below.

© DORNA, 2018

Official MotoGP Timing by **TISSOT**
www.motogp.com

Misano Adriatico, Saturday, September 08, 2018