

4005 m.

## GRAN PREMIO MOTUL DE LA COMUNITAT VALENCIANA

## Race

Classification after 25 laps = 100.125 km

29

Pos		Rider	Nation	Team	Motorcycle	Total Time	Km/h	Gap
1	25	44 Miguel OLIVEIRA	POR	Red Bull KTM Ajo	KTM	45'07.639	133.1	
2	20	27 Iker LECUONA	SPA	Swiss Innovative Investors	KTM	45'20.840	132.4	13.201
3	16	73 Alex MARQUEZ	SPA	EG 0,0 Marc VDS	KALEX	45'29.814	132.0	22.175
4	13	54 Mattia PASINI	ITA	Italtrans Racing Team	KALEX	45'36.531	131.7	28.892
5	11	87 Remy GARDNER	AUS	Tech 3 Racing	TECH 3	45'37.745	131.6	30.106
6	10	20 Fabio QUARTARARO	FRA	HDR Heidrun - Speed Up	SPEED UP	45'39.765	131.5	32.126
7	9	23 Marcel SCHROTTER	GER	Dynavolt Intact GP	KALEX	45'40.725	131.5	33.086
8	8	40 Augusto FERNANDEZ	SPA	Pons HP40	KALEX	45'41.589	131.4	33.950
9	7	5 Andrea LOCATELLI	ITA	Italtrans Racing Team	KALEX	45'43.346	131.3	35.707
10	6	24 Simone CORSI	ITA	Tasca Racing Scuderia Moto2	KALEX	45'44.658	131.3	37.019
11	5	77 Dominique AEGERTER	SWI	Kiefer Racing	KTM	45'51.483	131.0	43.844
12	4	45 Tetsuta NAGASHIMA	JPN	IDEMITSU Honda Team Asia	KALEX	45'53.510	130.9	45.871
13	3	4 Steven ODENDAAL	RSA	NTS RW Racing GP	NTS	45'56.752	130.7	49.113
14	2	42 Francesco BAGNAIA	ITA	SKY Racing Team VR46	KALEX	46'00.927	130.5	53.288
15	1	2 Jesko RAFFIN	SWI	SAG Team	KALEX	46'16.351	129.8	1'08.712
16		32 Isaac VIÑALES	SPA	Forward Racing Team	SUTER	46'33.305	129.0	1'25.666
17		18 Xavi CARDELUS	AND	Marinelli Snipers Team	KALEX	46'39.805	128.7	1'32.166
18		95 Jules DANILO	FRA	Nashi Argan SAG Team	KALEX	46'55.141	128.0	1'47.502
19		21 Federico FULIGNI	ITA	Tasca Racing Scuderia Moto2	KALEX	45'26.874	126.8	1 lap
20		3 Lukas TULOVIC	GER	Forward Racing Team	SUTER	47'03.737	122.5	1 lap
<b>Not classified</b>								
		66 Niki TUULI	FIN	Petronas Sprinta Racing	KALEX	35'32.996	128.4	6 laps
		97 Xavi VIERGE	SPA	Dynavolt Intact GP	KALEX	24'41.916	126.4	12 laps
		16 Joe ROBERTS	USA	NTS RW Racing GP	NTS	14'47.085	130.0	17 laps
		70 Tommaso MARCON	ITA	HDR Heidrun - Speed Up	SPEED UP	13'28.130	124.8	18 laps
		9 Jorge NAVARRO	SPA	Federal Oil Gresini Moto2	KALEX	9'25.238	127.5	20 laps
		41 Brad BINDER	RSA	Red Bull KTM Ajo	KTM	5'36.527	128.5	22 laps
		22 Sam LOWES	GBR	Swiss Innovative Investors	KTM	5'38.871	127.6	22 laps
		89 Khairul Idham PAWI	MAL	IDEMITSU Honda Team Asia	KALEX	3'50.853	124.9	23 laps
<b>Not finished first lap</b>								
		10 Luca MARINI	ITA	SKY Racing Team VR46	KALEX			
		7 Lorenzo BALDASSARRI	ITA	Pons HP40	KALEX			
		36 Joan MIR	SPA	EG 0,0 Marc VDS	KALEX			

The results are provisional until the end of the limit for protest and appeals.

Time limit for protest expires 30' after publication of the results - ..... Time: .....

These data/results cannot be reproduced, stored and/or transmitted in whole or in part by any manner of electronic, mechanical, photocopying, recording, broadcasting or otherwise now known or herein after developed without the previous express consent by the copyright owner, except for reproduction in daily press and regular printed publications on sale to the public within 60 days of the event related to those data/results and always provided that copyright symbol appears together as follows below.

© DORNA, 2018

Official MotoGP Timing by TISSOT  
www.motogp.com

Cheste, Sunday, November 18, 2018

Page 1 of 2

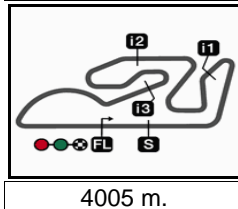


## GRAN PREMIO MOTUL DE LA COMUNITAT VALENCIANA

## Race

Classification after 25 laps = 100.125 km

29



4005 m.

Pos	Rider	Nation	Team	Motorcycle	Total Time	Km/h	Gap
-----	-------	--------	------	------------	------------	------	-----

## Race condition: Wet

Air: 14°  
Humidity: 98%  
Ground: 14°

## Pole Position:

Fastest Lap:  
Circuit Record Lap:  
Circuit Best Lap:

	Luca MARINI	1'35.777	150.5 Km/h
Lap 13	Alex MARQUEZ	1'47.089	134.6 Km/h
2014	Thomas LUTHI	1'35.312	151.2 Km/h
2016	Johann ZARCO	1'34.879	151.9 Km/h

12:05'00

12:07'16

12:18'00

12:21'30

12:21'59 Joan MIR  
12:21'59 Lorenzo BALDASSARRI  
12:21'59 Luca MARINI  
12:24'33 Xavi CARDELUS  
12:24'55 Xavi CARDELUS

12:25'00

-  
12:25'41 Lukas TULOVIC  
12:26'08 Khairul Idham PAWI  
12:26'31 Jules DANILO  
12:26'50 Jules DANILO  
12:27'16 Lukas TULOVIC  
12:28'39 Sam LOWES  
12:29'09 Brad BINDER  
12:31'45 Jorge NAVARRO  
12:35'47 Tommaso MARCON  
12:37'58 Joe ROBERTS  
12:42'47 Xavi VIERGE  
12:43'24 Xavi VIERGE  
12:46'12 Xavi VIERGE  
12:48'30 Alex MARQUEZ  
12:48'47 Alex MARQUEZ  
12:54'57 Niki TUULI  
12:55'26 Niki TUULI  
12:57'04 Niki TUULI  
13:07'10 Lukas TULOVIC  
13:07'19 Lukas TULOVIC

## SIGHTING LAP START

Race declared wet

## WARM UP LAP START

## RACE START

crashed out - Rider OK  
crashed out - Rider OK  
crashed out - Rider OK  
crashed out - Rider OK  
re-joined race

## No jump start

entered pits  
crashed out - Rider OK  
crashed out - Rider OK  
re-joined race  
re-joined race  
crashed out - Rider OK  
crashed out - Rider OK  
crashed out - Rider OK  
crashed out - Rider OK  
re-joined race  
re-joined race  
entered pits and retired  
crashed out - Rider OK  
re-joined race  
crashed out - Rider OK  
re-joined race  
entered pits and retired  
crashed out - Rider OK  
re-joined race

The results are provisional until the end of the limit for protest and appeals.

Time limit for protest expires 30' after publication of the results - ..... Time: .....

These data/results cannot be reproduced, stored and/or transmitted in whole or in part by any manner of electronic, mechanical, photocopying, recording, broadcasting or otherwise now known or herein after developed without the previous express consent by the copyright owner, except for reproduction in daily press and regular printed publications on sale to the public within 60 days of the event related to those data/results and always provided that copyright symbol appears together as follows below.

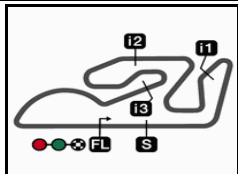
© DORNA, 2018

Official MotoGP Timing by TISSOT  
www.motogp.com

Cheste, Sunday, November 18, 2018

Page 2 of 2





4005 m.

## GRAN PREMIO MOTUL DE LA COMUNITAT VALENCIANA

Moto2™

## World Championship Classification

30

Rider		Points	Leader	Previous	QAT	ARG	AME	SPA	FRA	ITA	CAT	NED	GER	CZE	AUT	GBR	RSM	ARA	THA	JPN	AUS	MAL	VAL	
1	BAGNAIA Francesco	ITA	306		25	7	25	16	25	13	8	25	4	16	25	-	25	20	25	25	4	16	2	
2	OLIVEIRA Miguel	POR	297	9	9	11	16	16	20	10	25	20	10	13	25	20	-	20	9	16	16	5	20	25
3	BINDER Brad	RSA	201	105	96	10	-	10	10	7	10	10	9	25	10	10	-	8	25	13	11	25	8	-
4	MARQUEZ Alex	SPA	173	133	28	16	11	20	-	20	11	16	16	3	-	-	0	13	-	13	9	9	16	
5	BALDASSARRI Lorenzo	ITA	162	144	11	20	13	6	25	-	20	9	0	-	13	0	-	10	16	-	20	0	10	-
6	MIR Joan	SPA	155	151	7	5	9	13	5	16	16	-	11	20	-	8	-	11	10	-	5	20	6	-
7	MARINI Luca	ITA	147	159	8	7	0	3	-	-	9	0	8	16	20	16	-	-	5	20	7	11	25	-
8	SCHROTTER Marcel	GER	147	159	0	9	6	-	9	13	-	13	13	10	9	9	-	16	11	-	6	7	7	9
9	PASINI Mattia	ITA	141	165	6	13	25	9	11	0	-	5	-	6	13	-	13	8	10	2	-	13	13	
10	QUARTARARO Fabio	FRA	138	168	3	0	0	1	6	8	5	25	20	7	5	7	-	9	7	11	-	6	11	10
11	VIERGE Xavi	SPA	131	175	7	8	20	-	13	11	7	11	-	9	11	-	6	-	5	9	16	5	-	
12	LECUONA Iker	SPA	80	226	51	-	5	11	7	-	3	6	0	0	3	6	-	0	2	9	8	-	-	20
13	NAVARRO Jorge	SPA	58	248	22	6	-	8	0	-	-	3	6	8	11	-	7	6	0	-	-	3	-	
14	CORSI Simone	ITA	53	253	5	2	0	4	4	2	6	4	1	8	1	-	-	5	4	6	-	0	0	6
15	LOCATELLI Andrea	ITA	52	254	1	0	1	2	1	4	8	5	6	-	2	3	-	2	0	7	0	0	4	7
16	LOWES Sam	GBR	49	257	3	-	3	0	8	3	-	7	7	11	7	-	-	0	-	0	2	1	-	
17	AEGERTER Dominique	SWI	47	259	2	1	8	7	-	-	4	0	2	2	0	0	-	3	0	0	3	10	2	5
18	FERNANDEZ Augusto	SPA	45	261	2	-	-	-	-	-	-	2	4	1	4	-	-	-	3	-	10	13	-	8
19	GARDNER Remy	AUS	40	266	5	4	10	0	-	-	-	1	0	5	-	-	-	4	0	4	1	-	-	11
20	NAGASHIMA Tetsuta	JPN	27	279	13	0	0	0	3	0	-	3	-	-	0	1	-	-	1	8	4	3	-	4
21	FENATI Romano	ITA	14	292	13	0	0	0	-	9	-	-	0	-	5	-	-	-	-	-	-	-	-	-
22	RAFFIN Jesko	SWI	10	296	4	-	-	-	-	-	-	-	-	-	-	-	-	1	0	-	0	8	0	1

These data/results cannot be reproduced, stored and/or transmitted in whole or in part by any manner of electronic, mechanical, photocopying, recording, broadcasting or otherwise now known or herein after developed without the previous express consent by the copyright owner, except for reproduction in daily press and regular printed publications on sale to the public within 60 days of the event related to those data/results and always provided that copyright symbol appears together as follows below.

© DORNA, 2018

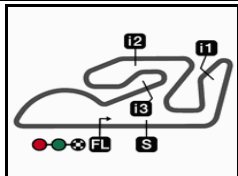
Official MotoGP Timing by TISSOT  
www.motogp.com

Cheste, Sunday, November 18, 2018

Page 1 of 4

moto2





4005 m.

## GRAN PREMIO MOTUL DE LA COMUNITAT VALENCIANA

Moto2™

## World Championship Classification

30

Rider		Points	Leader	Previous	QAT	ARG	AME	SPA	FRA	ITA	CAT	NED	GER	CZE	AUT	GBR	RSM	ARA	THA	JPN	AUS	MAL	VAL
23	BARBERA Hector	SPA	10	296	0	3	0	0	2	5	-	-	-	-	-	-	-	-	-	-	-	-	-
24	MANZI Stefano	ITA	8	298	2	0	0	-	-	6	-	-	0	-	2	-	-	-	-	0	-	-	-
25	KENT Danny	GBR	8	298	0	0	4	-	-	0	-	0	-	-	4	-	-	-	-	-	-	-	-
26	VIÑALES Isaac	SPA	7	299	1	0	2	5	0	-	0	-	0	-	0	-	-	-	0	0	-	0	0
27	ROBERTS Joe	USA	5	301	2	0	0	0	-	0	2	0	0	0	0	-	0	0	3	0	0	0	-
28	ODENDAAL Steven	RSA	4	302	1	0	0	0	-	0	1	0	0	0	0	-	0	0	0	0	0	0	3
29	BENDSNEYDER Bo	NED	2	304	2	0	0	0	0	-	-	0	0	-	0	-	0	0	2	-	-	-	-
30	PAWI Khairul Idham	MAL	1	305	1	0	0	0	0	1	0	0	0	0	0	-	0	0	0	0	0	0	-
31	PONS Edgar	SPA	1	305	0	-	-	-	-	-	0	-	-	-	-	-	-	0	0	0	1	0	-
32	TUULI Niki	FIN	1	305	0	-	-	-	-	0	0	-	-	0	0	-	0	0	1	0	-	-	-
33	CARDELUS Xavi	AND	0	306	1	-	-	-	0	0	-	-	0	-	0	-	0	0	0	0	-	-	0
34	DANILO Jules	FRA	0	306	0	0	-	0	0	0	-	0	-	0	0	-	0	0	0	0	-	0	0
35	WAROKORN Thitipong	THA	0	306	0	-	-	-	-	-	-	-	-	-	-	-	-	-	0	-	-	-	-
36	FULIGNI Federico	ITA	0	306	0	0	0	0	0	-	0	-	0	-	-	-	0	-	0	-	-	0	0
37	GRANADO Eric	BRA	0	306	0	0	0	0	-	0	0	0	0	0	-	-	-	-	-	-	-	-	-
38	TULOVIC Lukas	GER	0	306	0	-	-	-	0	0	-	-	-	-	-	-	-	-	-	-	-	-	0
39	GARZO Hector	SPA	0	306	0	-	-	-	0	-	0	-	-	-	-	-	-	-	-	-	-	-	-
40	STARING Bryan	AUS	0	306	0	-	-	-	-	-	-	-	-	-	-	-	-	-	-	-	0	-	-
41	EKKY PRATAMA Dimas	INA	0	306	0	-	-	-	-	-	0	-	-	-	-	-	-	-	-	-	-	0	-
43	MEDINA Alejandro	SPA	0	306	0	-	-	-	-	-	-	-	-	-	0	-	-	-	-	-	-	-	-
44	MORAIS Sheridan	POR	0	306	0	-	-	-	-	-	-	-	-	0	-	-	-	-	-	-	-	-	-
45	PEROLARI Corentin	FRA	0	306	0	-	-	-	-	0	-	-	-	-	-	-	-	-	-	-	-	-	-

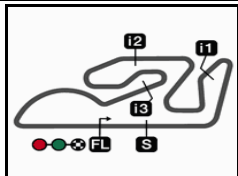
These data/results cannot be reproduced, stored and/or transmitted in whole or in part by any manner of electronic, mechanical, photocopying, recording, broadcasting or otherwise now known or herein after developed without the previous express consent by the copyright owner, except for reproduction in daily press and regular printed publications on sale to the public within 60 days of the event related to those data/results and always provided that copyright symbol appears together as follows below.  
© DORNA, 2018

Official MotoGP Timing by TISSOT  
www.motogp.com

Cheste, Sunday, November 18, 2018

Page 2 of 4





4005 m.

## GRAN PREMIO MOTUL DE LA COMUNITAT VALENCIANA

Moto2™

## World Championship Classification

30

Rider	Points	Leader	Previous	QAT	ARG	AME	SPA	FRA	ITA	CAT	NED	GER	CZE	AUT	GBR	RSM	ARA	THA	JPN	AUS	MAL	VAL	
46 KHAIRUDDIN Zulfahmi	MAL	0	306	0	0	0	-	-	-	-	-	-	-	-	-	-	-	-	-	-	-	-	-
47 SUCIPTO Rafid Topan	INA	0	306	0	-	-	-	-	-	-	-	-	-	-	-	-	-	-	-	-	0	-	-
48 TANGRE Cedric	FRA	0	306	0	-	-	-	0	-	-	-	-	-	-	-	-	-	-	-	-	-	-	-

Constructor	Points	Leader	Previous	QAT	ARG	AME	SPA	FRA	ITA	CAT	NED	GER	CZE	AUT	GBR	RSM	ARA	THA	JPN	AUS	MAL	VAL
1 KALEX	407			25	25	25	25	25	20	16	25	20	20	25	-	25	20	25	25	20	25	16
2 KTM	345	62	62	11	16	16	20	10	25	20	10	25	25	20	-	20	25	16	16	25	20	25
3 SPEED UP	142	265	203	-	4	1	6	8	5	25	20	7	5	7	-	9	7	11	-	6	11	10
4 TECH 3	40	367	102	4	10	-	-	-	-	1	-	5	-	-	-	4	-	4	1	-	-	11
5 SUTER	8	399	32	-	-	-	-	6	-	-	-	-	-	2	-	-	-	-	-	-	-	-
6 NTS	8	399	0	-	-	-	-	-	2	-	-	-	-	-	-	-	-	3	-	-	-	3

Team	Points	Leader	Previous	QAT	ARG	AME	SPA	FRA	ITA	CAT	NED	GER	CZE	AUT	GBR	RSM	ARA	THA	JPN	AUS	MAL	VAL
1 RED BULL KTM AJO	498			21	16	26	30	17	35	30	19	38	35	30	-	28	34	29	27	30	28	25
2 SKY RACING TEAM VR46	453	45	45	32	7	28	16	25	22	8	33	20	36	41	-	25	25	45	32	15	41	2
3 EG 0,0 MARC VDS	328	170	125	21	20	33	5	36	27	16	27	23	-	8	-	11	23	-	18	29	15	16
4 DYNAVOLT INTACT GP	278	220	50	17	26	-	22	24	7	24	13	19	20	9	-	22	11	5	15	23	12	9
5 PONS HP40	217	281	61	23	13	6	27	5	20	11	4	1	17	-	10	19	-	30	13	10	8	
6 ITALTRANS RACING TEAM	193	305	24	13	26	11	12	4	8	5	11	-	8	16	-	15	8	17	2	-	17	20
7 HDR HEIDRUN - SPEED UP	147	351	46	-	4	1	6	8	5	25	20	7	5	11	-	9	7	11	-	7	11	10
8 SWISS INNOVATIVE INVESTO	129	369	18	-	8	11	15	3	3	13	7	11	10	6	-	-	2	9	8	2	1	20
9 FEDERAL OIL GRESINI MOTO	58	440	71	6	-	8	-	-	-	-	3	6	8	11	-	7	6	-	-	-	3	-

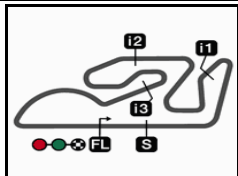
These data/results cannot be reproduced, stored and/or transmitted in whole or in part by any manner of electronic, mechanical, photocopying, recording, broadcasting or otherwise now known or herein after developed without the previous express consent by the copyright owner, except for reproduction in daily press and regular printed publications on sale to the public within 60 days of the event related to those data/results and always provided that copyright symbol appears together as follows below.  
© DORNA, 2018

Official MotoGP Timing by TISSOT  
www.motogp.com

Cheste, Sunday, November 18, 2018

Page 3 of 4





4005 m.

## GRAN PREMIO MOTUL DE LA COMUNITAT VALENCIANA

Moto2™

## World Championship Classification

30

Team	Points	Leader Previous	QAT	ARG	AME	SPA	FRA	ITA	CAT	NED	GER	CZE	AUT	GBR	RSM	ARA	THA	JPN	AUS	MAL	VAL	
10 TASCA RACING SCUDERIA M	53	445	5	2	-	4	4	2	6	4	1	8	1	-	-	5	4	6	-	-	-	6
11 KIEFER RACING	47	451	6	1	8	7	-	-	4	-	2	2	-	-	-	3	-	-	3	10	2	5
12 TECH 3 RACING	42	456	5	4	10	-	-	-	1	-	5	-	-	-	4	-	6	1	-	-	11	
13 IDEMITSU HONDA TEAM ASIA	28	470	14	-	-	-	3	1	-	3	-	-	1	-	-	1	8	4	3	-	4	
14 SAG TEAM	17	481	11	-	2	5	-	-	-	-	-	-	-	-	1	-	-	-	8	-	1	
15 MARINELLI SNIPERS TEAM	14	484	3	-	-	-	-	9	-	-	-	-	5	-	-	-	-	-	-	-	-	-
16 NTS RW RACING GP	9	489	5	-	-	-	-	-	3	-	-	-	-	-	-	-	3	-	-	-	3	
17 FORWARD RACING TEAM	8	490	1	-	-	-	-	6	-	-	-	-	2	-	-	-	-	-	-	-	-	-
18 PETRONAS SPRINTA RACING	1	497	7	-	-	-	-	-	-	-	-	-	-	-	-	-	1	-	-	-	-	-

These data/results cannot be reproduced, stored and/or transmitted in whole or in part by any manner of electronic, mechanical, photocopying, recording, broadcasting or otherwise now known or herein after developed without the previous express consent by the copyright owner, except for reproduction in daily press and regular printed publications on sale to the public within 60 days of the event related to those data/results and always provided that copyright symbol appears together as follows below.  
© DORNA, 2018

Official MotoGP Timing by TISSOT  
www.motogp.com

Cheste, Sunday, November 18, 2018

Page 4 of 4

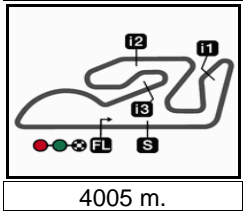


GRAN PREMIO MOTUL DE LA COMUNITAT VALENCIANA

Race

Lap Chart

31



Pos	1	2	3	4	5	6	7	8	9	10	11	12	13	14	15	16	17	18	19	20	21	22	23	24	25	26	27	28	29	30	31
Grid	10	97	23	42	7	22	36	40	20	(44)	41	2	24	54	89	73	87	5	16	45	27	4	9	77	66	70	21	32	18	95	3

1	54	97	(44)	41	73	27	23	5	22	24	77	20	89	87	66	4	45	9	16	95	42	18	21	40	2	70	32	3					
2	(44)	54	97	73	41	27	23	5	22	24	77	20	89	87	66	16	4	42	45	9	95	40	2	21	70	32	3	18					
3	(44)	73	54	97	27	41	23	22	5	24	77	20	16	66	87	4	42	45	9	40	2	21	32	70	18	95							
4	(44)	73	27	97	54	23	5	24	20	77	16	66	87	42	4	9	45	40	2	21	32	70	18	95									
5	(44)	73	97	27	54	5	23	24	20	16	77	66	87	42	4	9	45	40	2	21	32	70	18	95									
6	73	(44)	97	27	54	24	5	23	20	16	66	77	87	42	4	40	45	2	21	32	70	18	95										
7	73	(44)	97	27	54	24	5	16	23	20	77	66	87	42	4	40	45	2	32	21	70	18	95										
8	73	(44)	97	27	54	24	16	5	23	20	66	77	87	4	42	40	45	2	32	21	18	95											
9	73	(44)	97	27	54	24	5	23	20	66	77	87	4	42	40	45	2	32	21	18	95												
10	73	(44)	97	27	54	24	5	20	66	23	77	87	42	40	4	45	2	32	21	18	95												
L a p s 11	73	(44)	97	27	54	24	5	20	66	23	77	87	42	40	4	45	2	32	21	18	95												
12	73	(44)	27	54	24	5	20	66	23	77	87	40	42	4	45	2	97	32	21	18	95												
13	73	(44)	27	54	24	5	20	66	23	87	77	40	42	4	45	2	32	18	21	97	95												
14	73	(44)	27	54	24	5	20	66	23	87	77	40	42	4	45	2	32	18	21	95													
15	(44)	27	73	54	24	5	20	66	23	87	77	40	42	4	45	2	32	18	21	95													
16	(44)	27	73	54	24	66	5	20	23	87	77	40	42	4	45	2	32	18	21	95													
17	(44)	27	73	54	66	24	20	23	5	87	40	77	42	4	45	2	32	18	21	95													
18	(44)	27	73	54	66	24	20	23	87	5	40	77	42	4	45	2	32	18	21	95													
19	(44)	27	73	54	24	20	87	23	5	40	77	42	4	45	2	32	66	18	95	21													
20	(44)	27	73	54	20	87	24	23	5	40	77	42	45	4	2	32	18	95	21														
21	(44)	27	73	54	20	87	23	24	5	40	77	42	45	4	2	32	18	95															
22	(44)	27	73	54	20	87	23	24	40	5	77	42	45	4	2	32	18	95															
23	(44)	27	73	54	20	87	23	40	5	24	77	45	42	4	2	32	18	95															
24	(44)	27	73	54	87	20	23	40	5	24	77	45	4	42	2	32	18	95															
25	(44)	27	73	54	87	20	23	40	5	24	77	45	4	42	2	32	18	95															

Winner     Lapped rider

These data/results cannot be reproduced, stored and/or transmitted in whole or in part by any manner of electronic, mechanical, photocopying, recording, broadcasting or otherwise now known or herein after developed without the previous express consent by the copyright owner, except for reproduction in daily press and regular printed publications on sale to the public within 60 days of the event related to those data/results and always provided that copyright symbol appears together as follows below.

© DORNA, 2018

Official MotoGP Timing by TISSOT  
www.motogp.com

Cheste, Sunday, November 18, 2018





## GRAN PREMIO MOTUL DE LA COMUNITAT VALENCIANA

## Race

## Fastest Lap of Each Rider

32

	Rider	Nation	Team	Motorcycle	Time	Lap Total	Gap
1	73 Alex MARQUEZ	SPA	EG 0,0 Marc VDS	KALEX	<b>1'47.089</b>	13 25	
2	44 Miguel OLIVEIRA	POR	Red Bull KTM Ajo	KTM	<b>1'47.136</b>	14 25	0.047 0.047
3	27 Iker LECUONA	SPA	Swiss Innovative Investors	KTM	<b>1'47.510</b>	11 25	0.421 0.374
4	97 Xavi VIERGE	SPA	Dynavolt Intact GP	KALEX	<b>1'47.713</b>	11 13	0.624 0.203
5	66 Niki TUULI	FIN	Petronas Sprinta Racing	KALEX	<b>1'48.121</b>	17 19	1.032 0.408
6	20 Fabio QUARTARARO	FRA	HDR Heidrun - Speed Up	SPEED UP	<b>1'48.209</b>	21 25	1.120 0.088
7	23 Marcel SCHROTTER	GER	Dynavolt Intact GP	KALEX	<b>1'48.237</b>	23 25	1.148 0.028
8	87 Remy GARDNER	AUS	Tech 3 Racing	TECH 3	<b>1'48.263</b>	23 25	1.174 0.026
9	40 Augusto FERNANDEZ	SPA	Pons HP40	KALEX	<b>1'48.336</b>	21 25	1.247 0.073
10	54 Mattia PASINI	ITA	Italtrans Racing Team	KALEX	<b>1'48.432</b>	12 25	1.343 0.096
11	5 Andrea LOCATELLI	ITA	Italtrans Racing Team	KALEX	<b>1'48.468</b>	12 25	1.379 0.036
12	24 Simone CORSI	ITA	Tasca Racing Scuderia Moto2	KALEX	<b>1'48.476</b>	9 25	1.387 0.008
13	45 Tetsuta NAGASHIMA	JPN	IDEMITSU Honda Team Asia	KALEX	<b>1'48.602</b>	17 25	1.513 0.126
14	16 Joe ROBERTS	USA	NTS RW Racing GP	NTS	<b>1'48.734</b>	6 8	1.645 0.132
15	42 Francesco BAGNAIA	ITA	SKY Racing Team VR46	KALEX	<b>1'48.983</b>	16 25	1.894 0.249
16	77 Dominique AEGERTER	SWI	Kiefer Racing	KTM	<b>1'49.087</b>	10 25	1.998 0.104
17	4 Steven ODENDAAL	RSA	NTS RW Racing GP	NTS	<b>1'49.125</b>	22 25	2.036 0.038
18	2 Jesko RAFFIN	SWI	SAG Team	KALEX	<b>1'49.414</b>	20 25	2.325 0.289
19	41 Brad BINDER	RSA	Red Bull KTM Ajo	KTM	<b>1'49.575</b>	3 3	2.486 0.161
20	32 Isaac VIÑALES	SPA	Forward Racing Team	SUTER	<b>1'49.650</b>	17 25	2.561 0.075
21	18 Xavi CARDELUS	AND	Marinelli Snipers Team	KALEX	<b>1'49.725</b>	21 25	2.636 0.075
22	95 Jules DANILO	FRA	Nashi Argan SAG Team	KALEX	<b>1'49.760</b>	24 25	2.671 0.035
23	9 Jorge NAVARRO	SPA	Federal Oil Gresini Moto2	KALEX	<b>1'49.891</b>	5 5	2.802 0.131
24	22 Sam LOWES	GBR	Swiss Innovative Investors	KTM	<b>1'49.926</b>	2 3	2.837 0.035
25	3 Lukas TULOVIC	GER	Forward Racing Team	SUTER	<b>1'50.174</b>	10 24	3.085 0.248
26	89 Khairul Idham PAWI	MAL	IDEMITSU Honda Team Asia	KALEX	<b>1'50.737</b>	2 2	3.648 0.563
27	21 Federico FULIGNI	ITA	Tasca Racing Scuderia Moto2	KALEX	<b>1'51.482</b>	18 24	4.393 0.745
28	70 Tommaso MARCON	ITA	HDR Heidrun - Speed Up	SPEED UP	<b>1'53.129</b>	6 7	6.040 1.647

These data/results cannot be reproduced, stored and/or transmitted in whole or in part by any manner of electronic, mechanical, photocopying, recording, broadcasting or otherwise now known or herein after developed without the previous express consent by the copyright owner, except for reproduction in daily press and regular printed publications on sale to the public within 60 days of the event related to those data/results and always provided that copyright symbol appears together as follows below.

© DORNA, 2018

Official MotoGP Timing by TISSOT  
www.motogp.com

Cheste, Sunday, November 18, 2018







## GRAN PREMIO MOTUL DE LA COMUNITAT VALENCIANA

After the Race

## Event Best Maximum Speed

33



Rider	Nation Team	Motorcycle	Km/h	
54 <b>Mattia PASINI</b>	ITA Italtrans Racing Team	KALEX	<b>261.5</b>	Qualifying
41 <b>Brad BINDER</b>	RSA Red Bull KTM Ajo	KTM	<b>260.2</b>	Qualifying
40 <b>Augusto FERNANDEZ</b>	SPA Pons HP40	KALEX	<b>260.2</b>	Qualifying
97 <b>Xavi VIERGE</b>	SPA Dynavolt Intact GP	KALEX	<b>260.2</b>	Qualifying
77 <b>Dominique AEGERTER</b>	SWI Kiefer Racing	KTM	<b>260.0</b>	Qualifying
45 <b>Tetsuta NAGASHIMA</b>	JPN IDEMITSU Honda Team Asia	KALEX	<b>259.8</b>	Qualifying
44 <b>Miguel OLIVEIRA</b>	POR Red Bull KTM Ajo	KTM	<b>259.7</b>	Qualifying
23 <b>Marcel SCHROTTER</b>	GER Dynavolt Intact GP	KALEX	<b>259.2</b>	Qualifying
73 <b>Alex MARQUEZ</b>	SPA EG 0,0 Marc VDS	KALEX	<b>258.8</b>	Qualifying
89 <b>Khairul Idham PAWI</b>	MAL IDEMITSU Honda Team Asia	KALEX	<b>258.8</b>	Qualifying
36 <b>Joan MIR</b>	SPA EG 0,0 Marc VDS	KALEX	<b>258.7</b>	Qualifying
5 <b>Andrea LOCATELLI</b>	ITA Italtrans Racing Team	KALEX	<b>258.3</b>	Qualifying
4 <b>Steven ODENDAAL</b>	RSA NTS RW Racing GP	NTS	<b>258.2</b>	Qualifying
9 <b>Jorge NAVARRO</b>	SPA Federal Oil Gresini Moto2	KALEX	<b>258.0</b>	Qualifying
10 <b>Luca MARINI</b>	ITA SKY Racing Team VR46	KALEX	<b>257.8</b>	Qualifying
7 <b>Lorenzo BALDASSARRI</b>	ITA Pons HP40	KALEX	<b>257.8</b>	Qualifying
66 <b>Niki TUULI</b>	FIN Petronas Sprinta Racing	KALEX	<b>257.5</b>	Qualifying
42 <b>Francesco BAGNAIA</b>	ITA SKY Racing Team VR46	KALEX	<b>257.4</b>	Qualifying
22 <b>Sam LOWES</b>	GBR Swiss Innovative Investors	KTM	<b>257.3</b>	Qualifying
2 <b>Jesko RAFFIN</b>	SWI SAG Team	KALEX	<b>256.6</b>	Qualifying
24 <b>Simone CORSI</b>	ITA Tasca Racing Scuderia Moto2	KALEX	<b>256.1</b>	Qualifying
95 <b>Jules DANILO</b>	FRA Nashi Argan SAG Team	KALEX	<b>255.9</b>	Qualifying
27 <b>Iker LECUONA</b>	SPA Swiss Innovative Investors	KTM	<b>255.7</b>	Qualifying
20 <b>Fabio QUARTARARO</b>	FRA HDR Heidrun - Speed Up	SPEED UP	<b>255.6</b>	Qualifying
16 <b>Joe ROBERTS</b>	USA NTS RW Racing GP	NTS	<b>255.0</b>	Qualifying
32 <b>Isaac VIÑALES</b>	SPA Forward Racing Team	SUTER	<b>254.7</b>	Qualifying
70 <b>Tommaso MARCON</b>	ITA HDR Heidrun - Speed Up	SPEED UP	<b>254.1</b>	Qualifying
18 <b>Xavi CARDELUS</b>	AND Marinelli Snipers Team	KALEX	<b>253.9</b>	Qualifying
87 <b>Remy GARDNER</b>	AUS Tech 3 Racing	TECH 3	<b>253.8</b>	Race
14 <b>Hector GARZO</b>	SPA Tech 3 Racing	TECH 3	<b>253.8</b>	Free Practice Nr. 3
21 <b>Federico FULIGNI</b>	ITA Tasca Racing Scuderia Moto2	KALEX	<b>252.3</b>	Qualifying
3 <b>Lukas TULOVIC</b>	GER Forward Racing Team	SUTER	<b>251.0</b>	Free Practice Nr. 3

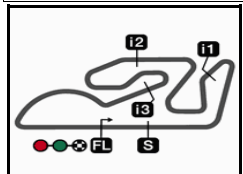
These data/results cannot be reproduced, stored and/or transmitted in whole or in part by any manner of electronic, mechanical, photocopying, recording, broadcasting or otherwise now known or herein after developed without the previous express consent by the copyright owner, except for reproduction in daily press and regular printed publications on sale to the public within 60 days of the event related to those data/results and always provided that copyright symbol appears together as follows below.

© DORNA, 2018

Official MotoGP Timing by TISSOT  
www.motogp.com

Cheste, Sunday, November 18, 2018





4005 m.

# GRAN PREMIO MOTUL DE LA COMUNITAT VALENCIANA

## Race

### Chronological Analysis of Performances

34

\* Lap / Sector time cancelled

T1 Time from finish line to 1st intermediate

T3 Time from 2nd intermed. to 3rd intermed.

P Crossing the finish line in pit lane

T2 Time from 1st intermed. to 2nd intermed.

T4 Time from 3rd intermediate to finish line

Lap	Lap Time	T1	T2	T3	T4	Speed	Lap	Lap Time	T1	T2	T3	T4	Speed
<b>1st 44 Miguel OLIVEIRA</b> Red Bull KTM Ajo POR							<b>3rd 73 Alex MARQUEZ</b> EG 0,0 Marc VDS SPA						
Runs=1 Total laps=25 Full laps=24							Runs=1 Total laps=25 Full laps=24						
1	1'56.418	30.560	30.250	26.015	29.593	196.2	1	1'57.155	31.054	30.579	26.171	29.351	200.3
2	<b>1'49.340</b>	24.753	29.321	25.570	29.696	249.3	2	<b>1'49.343</b>	24.737	29.492	25.971	29.143	254.9
3	<b>1'47.991</b>	24.201	29.080	25.336	29.374	248.9	3	<b>1'48.259</b>	24.376	29.315	25.558	29.010	<b>255.4</b>
4	<b>1'48.890</b>	24.549	29.333	25.492	29.516	248.2	4	<b>1'48.101</b>	24.295	29.193	25.492	29.121	251.0
5	<b>1'48.535</b>	24.435	29.241	25.408	29.451	248.8	5	<b>1'48.346</b>	24.516	29.189	25.434	29.207	252.8
6	<b>1'49.015</b>	24.588	29.318	25.637	29.472	246.4	6	<b>1'47.978</b>	24.388	29.085	25.478	29.027	251.1
7	<b>1'47.955</b>	24.281	29.039	25.331	29.304	249.4	7	<b>1'47.684</b>	24.183	28.895	25.550	29.056	250.4
8	<b>1'47.811</b>	24.448	28.890	25.305	29.168	249.5	8	<b>1'47.722</b>	24.400	28.922	25.393	29.007	250.3
9	<b>1'47.488</b>	24.166	28.881	25.246	29.195	250.3	9	<b>1'47.345</b>	24.225	28.949	25.345	<b>28.826</b>	250.6
10	<b>1'47.604</b>	24.159	28.923	25.352	29.170	250.4	10	<b>1'47.473</b>	24.197	<b>28.759</b>	25.410	29.107	251.1
11	<b>1'47.604</b>	24.157	28.972	25.261	29.214	250.4	11	<b>1'47.342</b>	24.149	28.779	25.368	29.046	251.4
12	<b>1'47.226</b>	24.070	28.796	25.210	29.150	250.0	12	<b>1'47.391</b>	24.149	28.830	25.363	29.049	251.7
13	<b>1'47.378</b>	24.088	28.902	25.286	29.102	250.5	13	<b>1'47.089</b>	24.155	28.789	<b>25.297</b>	28.848	250.7
14	<b>1'47.136</b>	23.986	28.810	25.274	<b>29.066</b>	250.9	14	<b>1'47.429</b>	<b>24.112</b>	29.015	25.312	28.990	252.3
15	<b>1'47.178</b>	24.004	<b>28.726</b>	<b>25.186</b>	29.262	250.8	15	<b>2'05.449</b>	24.159	28.873	25.378	47.039	251.8
16	<b>1'47.609</b>	24.133	28.859	25.334	29.283	250.1	16	<b>1'49.106</b>	25.000	29.252	25.592	29.262	242.3
17	<b>1'47.772</b>	24.031	29.090	25.351	29.300	250.3	17	<b>1'47.950</b>	24.342	28.933	25.573	29.102	251.6
18	<b>1'47.728</b>	24.136	29.030	25.318	29.244	250.4	18	<b>1'48.015</b>	24.325	28.974	25.645	29.071	252.3
19	<b>1'47.303</b>	<b>23.969</b>	28.928	25.215	29.191	250.5	19	<b>1'48.114</b>	24.332	29.013	25.521	29.248	252.5
20	<b>1'47.587</b>	24.123	28.983	25.334	29.147	251.1	20	<b>1'48.229</b>	24.466	29.137	25.558	29.068	252.5
21	<b>1'47.758</b>	24.089	28.984	25.413	29.272	252.1	21	<b>1'47.787</b>	24.148	28.968	25.565	29.106	252.2
22	<b>1'48.169</b>	24.092	29.046	25.505	29.526	<b>252.3</b>	22	<b>1'48.020</b>	24.385	29.062	25.537	29.036	253.2
23	<b>1'48.174</b>	24.214	29.045	25.488	29.427	251.6	23	<b>1'48.408</b>	24.400	29.200	25.640	29.168	253.7
24	<b>1'48.547</b>	24.281	29.213	25.592	29.461	252.2	24	<b>1'49.329</b>	24.537	29.189	25.869	29.734	253.3
25	<b>1'49.423</b>	24.290	29.192	25.696	30.245	251.6	25	<b>1'50.750</b>	24.847	29.688	25.984	30.231	251.6
<b>2nd 27 Iker LECUONA</b> Swiss Innovative Inve SPA							<b>4th 54 Mattia PASINI</b> Italtrans Racing Team ITA						
Runs=1 Total laps=25 Full laps=24							Runs=1 Total laps=25 Full laps=24						
1	1'57.868	31.583	30.552	26.094	29.639	201.1	1	1'56.329	31.144	29.403	25.916	29.866	197.1
2	<b>1'49.247</b>	24.683	29.728	25.569	29.267	247.2	2	<b>1'49.712</b>	25.054	29.510	25.741	29.407	248.1
3	<b>1'48.847</b>	24.507	29.458	25.549	29.333	<b>251.4</b>	3	<b>1'49.854</b>	24.557	29.755	25.898	29.644	250.8
4	<b>1'48.465</b>	24.448	29.309	25.518	29.190	245.6	4	<b>1'49.748</b>	24.924	29.466	25.858	29.500	245.8
5	<b>1'48.593</b>	24.396	29.366	25.523	29.308	246.6	5	<b>1'49.446</b>	24.825	29.416	25.777	29.428	250.6
6	<b>1'48.020</b>	24.253	29.076	25.485	29.206	247.8	6	<b>1'49.661</b>	24.709	29.683	25.865	29.404	250.1
7	<b>1'48.184</b>	24.200	29.139	25.442	29.403	248.2							
8	<b>1'47.832</b>	24.422	28.986	25.245	29.179	248.8							
9	<b>1'48.206</b>	24.210	29.320	25.409	29.267	248.6							
10	<b>1'47.904</b>	24.178	29.142	25.331	29.253	248.1							
11	<b>1'47.510</b>	<b>24.105</b>	29.096	25.259	<b>29.050</b>	247.5							
12	<b>1'48.003</b>	24.166	28.971	25.488	29.378	249.2							
13	<b>1'50.480</b>	24.154	28.986	25.381	31.959	246.7							
14	<b>1'47.883</b>	24.345	29.031	<b>25.226</b>	29.281	248.0							
15	<b>1'47.721</b>	24.138	28.922	25.355	29.306	246.4							
16	<b>1'48.059</b>	24.109	<b>28.874</b>	25.488	29.588	247.1							

**Fastest Lap:** Alex MARQUEZ EG 0,0 Marc VDS SPA **1'47.089** 24.155 28.789 25.297 28.848

These data/results cannot be reproduced, stored and/or transmitted in whole or in part by any manner of electronic, mechanical, photocopying, recording, broadcasting or otherwise now known or herein after developed without the previous express consent by the copyright owner, except for reproduction in daily press and regular printed publications on sale to the public within 60 days of the event related to those data/results and always provided that copyright symbol appears together as follows below.  
© DORNA, 2018

## Race

## Moto2

Lap	Lap Time	T1	T2	T3	T4	Speed	Lap	Lap Time	T1	T2	T3	T4	Speed
7	1'49.179	24.603	29.453	25.824	29.299	250.0	7	1'49.887	24.798	29.850	25.849	29.390	249.6
8	1'49.022	24.672	29.251	25.654	29.445	250.0	8	1'49.340	24.560	29.672	25.777	29.331	247.3
9	1'49.070	24.568	29.250	25.741	29.511	250.1	9	1'49.158	24.586	29.560	25.643	29.369	251.1
10	1'48.815	24.387	29.466	25.719	29.243	250.4	10	1'48.924	24.463	29.593	25.540	29.328	250.0
11	1'48.709	24.477	29.328	25.650	29.254	250.7	11	1'48.663	24.575	29.343	25.507	29.238	249.0
12	1'48.432	24.405	29.218	25.741	29.068	250.0	12	1'48.547	24.421	29.233	25.601	29.292	250.1
13	1'48.884	24.547	29.330	25.806	29.201	251.1	13	1'48.527	24.397	29.333	25.511	29.286	249.8
14	1'49.137	24.610	29.301	25.901	29.325	252.1	14	1'48.944	24.505	29.510	25.569	29.360	249.3
15	1'48.778	24.493	29.451	25.711	29.123	251.4	15	1'48.997	24.471	29.518	25.654	29.354	250.3
16	1'48.822	24.596	29.219	25.710	29.297	251.2	16	1'49.330	24.540	29.800	25.631	29.359	251.6
17	1'48.853	24.512	29.280	25.730	29.331	252.6	17	1'48.905	24.401	29.437	25.591	29.476	253.8
18	1'49.233	24.644	29.556	25.749	29.284	250.1	18	1'48.858	24.515	29.429	25.577	29.337	251.1
19	1'48.769	24.507	29.469	25.619	29.174	252.1	19	1'48.955	24.516	29.614	25.648	29.177	252.0
20	1'48.878	24.532	29.397	25.608	29.341	254.2	20	1'48.505	24.455	29.372	25.509	29.169	253.2
21	1'49.034	24.501	29.357	25.872	29.304	251.6	21	1'48.209	24.294	29.201	25.429	29.285	251.7
22	1'48.960	24.494	29.529	25.642	29.295	252.7	22	1'48.587	24.637	29.333	25.519	29.098	250.9
23	1'49.293	24.441	29.429	26.034	29.389	253.1	23	1'48.624	24.351	29.439	25.581	29.253	251.2
24	1'49.136	24.456	29.429	25.863	29.388	252.7	24	1'49.490	24.339	29.460	26.094	29.597	251.4
25	1'50.777	24.607	29.738	26.093	30.339	253.1	25	1'49.931	24.526	29.620	25.948	29.837	252.7

5th 87 Remy GARDNER Tech 3 Racing AUS							7th 23 Marcel SCHROTTE Dynavolt Intact GP GER						
Runs=1		Total laps=25			Full laps=24		Runs=1		Total laps=25			Full laps=24	
1	2'00.406	31.916	31.422	26.787	30.281	199.4	1	1'58.110	30.902	31.127	26.347	29.734	186.0
2	1'51.481	25.545	30.013	26.215	29.708	247.5	2	1'50.091	24.985	29.842	25.725	29.539	248.1
3	1'50.928	24.988	30.349	26.184	29.407	244.4	3	1'50.330	24.842	29.877	26.112	29.499	247.6
4	1'49.938	24.912	29.596	25.902	29.528	247.3	4	1'50.070	24.547	29.720	26.050	29.753	246.2
5	1'49.708	24.945	29.337	25.863	29.563	245.4	5	1'49.898	24.681	29.756	25.913	29.548	248.0
6	1'49.180	24.858	29.358	25.656	29.308	245.0	6	1'50.406	25.289	29.755	25.874	29.488	248.3
7	1'48.946	24.728	29.363	25.731	29.124	244.9	7	1'49.702	24.667	29.514	25.789	29.732	249.8
8	1'49.474	24.752	29.599	25.804	29.319	250.4	8	1'49.674	24.702	29.625	25.940	29.407	248.9
9	1'49.554	25.003	29.438	25.805	29.308	252.4	9	1'49.244	24.662	29.296	25.746	29.540	248.9
10	1'49.007	24.641	29.437	25.716	29.213	248.6	10	1'50.140	24.725	30.059	25.893	29.463	248.8
11	1'49.374	24.725	29.330	25.784	29.535	248.0	11	1'49.189	24.512	29.391	25.754	29.532	250.7
12	1'49.053	24.736	29.187	25.789	29.341	248.6	12	1'48.686	24.441	29.231	25.650	29.364	249.4
13	1'48.892	24.569	29.494	25.724	29.105	250.6	13	1'48.966	24.480	29.222	25.787	29.477	248.7
14	1'48.475	24.557	29.050	25.571	29.297	245.1	14	1'48.717	24.389	29.245	25.784	29.299	248.4
15	1'48.270	24.484	29.004	25.486	29.296	245.3	15	1'48.313	24.416	29.130	25.519	29.248	250.2
16	1'48.289	24.481	29.051	25.606	29.151	246.2	16	1'48.545	24.411	29.230	25.618	29.286	251.1
17	1'48.366	24.391	29.160	25.586	29.229	247.1	17	1'49.063	24.643	29.297	25.772	29.351	250.3
18	1'48.713	24.656	29.192	25.678	29.187	253.8	18	1'48.868	24.384	29.240	25.635	29.609	251.7
19	1'48.680	24.535	29.297	25.654	29.194	252.9	19	1'49.470	24.725	29.603	25.724	29.418	253.4
20	1'48.595	24.613	29.334	25.541	29.107	249.9	20	1'49.041	24.519	29.365	25.794	29.363	250.3
21	1'48.306	24.324	29.003	25.501	29.478	248.3	21	1'48.657	24.480	29.200	25.537	29.440	252.4
22	1'48.543	24.408	29.240	25.606	29.289	247.7	22	1'48.387	24.464	29.111	25.501	29.311	250.7
23	1'48.263	24.284	29.217	25.558	29.204	246.9	23	1'48.237	24.335	29.168	25.487	29.247	250.4
24	1'48.290	24.494	29.123	25.408	29.265	252.2	24	1'49.526	24.420	29.828	25.814	29.464	251.1
25	1'49.014	24.553	29.286	25.694	29.481	245.9	25	1'49.395	24.493	29.570	25.734	29.598	251.0

6th 20 Fabio QUARTARAR HDR Heidrun - Speed FRA							8th 40 Augusto FERNAND Pons HP40 SPA						
Runs=1		Total laps=25			Full laps=24		Runs=1		Total laps=25			Full laps=24	
1	1'59.901	32.257	31.199	26.511	29.934	212.3	1	2'04.595	34.691	31.958	27.604	30.342	191.3
2	1'50.427	25.052	30.062	25.873	29.440	251.0	2	1'50.730	24.908	30.075	25.861	29.886	250.7
3	1'50.012	24.670	29.835	25.994	29.513	251.1	3	1'50.998	24.527	30.016	25.833	30.622	252.1
4	1'49.901	24.710	29.862	25.844	29.485	252.3	4	1'50.102	24.689	29.635	25.832	29.946	245.6
5	1'49.359	24.681	29.700	25.652	29.326	248.9	5	1'49.558	24.720	29.571	25.778	29.489	247.6
6	1'49.784	24.683	29.708	25.851	29.542	246.7	6	1'49.626	24.685	29.809	25.652	29.480	251.1

**Fastest Lap:** Alex MARQUEZ EG 0,0 Marc VDS SPA 1'47.089 24.155 28.789 25.297 28.848

These data/results cannot be reproduced, stored and/or transmitted in whole or in part by any manner of electronic, mechanical, photocopying, recording, broadcasting or otherwise now known or herein after developed without the previous express consent by the copyright owner, except for reproduction in daily press and regular printed publications on sale to the public within 60 days of the event related to those data/results and always provided that copyright symbol appears together as follows below.  
© DORNA, 2018

# Race

# Moto2

Lap	Lap Time	T1	T2	T3	T4	Speed	Lap	Lap Time	T1	T2	T3	T4	Speed
7	1'48.895	24.577	29.338	25.392	29.588	246.7	7	1'49.849	24.713	29.473	25.602	30.061	240.0
8	1'48.979	24.487	29.251	25.716	29.525	246.1	8	1'48.850	24.662	29.242	25.572	29.374	243.3
9	1'49.225	24.682	29.457	25.431	29.655	246.8	9	1'48.476	24.365	29.279	25.466	29.366	246.0
10	1'49.504	24.559	29.386	25.997	29.562	247.2	10	1'48.912	24.428	29.390	25.628	29.466	246.7
11	1'49.379	24.404	29.460	25.918	29.597	247.9	11	1'48.660	24.381	29.272	25.647	29.360	246.4
12	1'48.805	24.399	29.352	25.538	29.516	248.4	12	1'48.916	24.390	29.353	25.752	29.421	246.5
13	1'48.366	24.270	29.314	25.413	29.369	246.5	13	1'49.118	24.532	29.391	25.707	29.488	246.1
14	1'48.369	24.309	29.247	25.334	29.479	247.2	14	1'49.381	24.634	29.449	25.799	29.499	245.2
15	1'48.610	24.383	29.307	25.413	29.507	248.4	15	1'49.249	24.610	29.387	25.725	29.527	246.1
16	1'48.826	24.447	29.486	25.479	29.414	248.6	16	1'49.204	24.527	29.449	25.745	29.483	245.1
17	1'48.932	24.435	29.504	25.620	29.373	251.1	17	1'49.492	24.415	29.360	26.044	29.673	247.1
18	1'48.371	24.376	29.182	25.405	29.408	248.5	18	1'49.190	24.503	29.441	25.764	29.482	248.7
19	1'48.434	24.297	29.324	25.402	29.411	246.3	19	1'49.216	24.632	29.410	25.683	29.491	248.4
20	1'48.369	24.347	29.275	25.247	29.500	247.8	20	1'50.266	24.829	29.809	25.964	29.664	247.6
21	1'48.336	24.182	29.295	25.466	29.393	249.3	21	1'49.817	24.885	29.581	25.743	29.608	247.7
22	1'49.220	24.401	29.658	25.745	29.416	251.0	22	1'49.276	24.596	29.442	25.749	29.489	248.9
23	1'48.418	24.222	29.257	25.515	29.424	248.1	23	1'49.663	24.560	29.362	26.091	29.650	247.9
24	1'48.469	24.390	29.331	25.363	29.385	248.5	24	1'49.757	24.687	29.423	25.966	29.681	249.4
25	1'48.473	24.514	29.109	25.326	29.524	249.4	25	1'49.657	24.654	29.501	25.901	29.601	250.2

**9th 5** **Andrea LOCATELLI** Italtrans Racing Team ITA  
Runs=1 Total laps=25 Full laps=24

1	1'58.317	31.791	30.797	26.048	29.681	199.3
2	1'50.084	25.011	29.786	25.782	29.505	249.7
3	1'50.648	25.224	29.424	26.466	29.534	248.8
4	1'49.627	24.859	29.218	25.882	29.668	250.3
5	1'49.307	24.828	29.460	25.719	29.300	250.9
6	1'50.386	25.579	29.436	25.888	29.483	247.2
7	1'49.374	24.955	29.269	25.745	29.405	248.4
8	1'49.776	24.925	29.318	26.110	29.423	249.0
9	1'48.783	24.592	29.212	25.608	29.371	250.0
10	1'48.813	24.637	29.120	25.705	29.351	249.0
11	1'48.861	24.602	29.172	25.685	29.402	248.6
12	1'48.468	24.548	29.050	25.595	29.275	249.5
13	1'49.014	24.575	29.146	25.829	29.464	249.0
14	1'48.982	24.565	29.190	25.829	29.398	248.7
15	1'49.497	24.839	29.428	25.778	29.452	248.8
16	1'49.586	24.620	29.354	26.017	29.595	249.9
17	1'49.756	24.748	29.420	25.804	29.784	251.5
18	1'49.301	24.914	29.294	25.758	29.335	251.4
19	1'49.442	24.712	29.439	25.879	29.412	251.2
20	1'49.081	24.647	29.277	25.768	29.389	251.4
21	1'49.421	24.682	29.464	25.881	29.394	251.7
22	1'49.868	24.701	29.964	25.869	29.334	251.6
23	1'48.727	24.612	29.102	25.788	29.225	254.6
24	1'48.939	24.531	29.147	25.604	29.657	252.9
25	1'49.288	24.611	29.220	25.729	29.728	251.6

**11th 77** **Dominique AEGER** Kiefer Racing SWI  
Runs=1 Total laps=25 Full laps=24

1	1'59.398	32.109	31.117	26.431	29.741	203.8
2	1'50.499	25.120	29.853	25.888	29.638	248.8
3	1'50.214	24.874	29.736	26.012	29.592	246.8
4	1'50.648	25.208	29.930	25.971	29.539	245.3
5	1'50.085	24.782	29.807	25.997	29.499	249.5
6	1'50.016	24.857	29.873	25.943	29.343	250.3
7	1'49.271	24.657	29.446	25.672	29.496	249.2
8	1'49.830	24.580	29.440	26.283	29.527	249.1
9	1'49.353	24.594	29.302	25.741	29.716	249.5
10	1'49.087	24.553	29.316	25.766	29.452	249.0
11	1'49.407	24.556	29.541	25.830	29.480	249.9
12	1'49.188	24.596	29.453	25.669	29.470	249.3
13	1'49.584	24.825	29.649	25.754	29.356	249.0
14	1'49.366	24.553	29.439	25.827	29.547	250.0
15	1'49.139	24.482	29.359	25.732	29.566	249.1
16	1'49.134	24.532	29.341	25.815	29.446	249.3
17	1'49.928	24.591	29.618	26.027	29.692	250.0
18	1'49.520	24.612	29.603	25.777	29.528	251.7
19	1'49.159	24.556	29.494	25.721	29.388	250.6
20	1'49.547	24.647	29.586	25.885	29.429	250.5
21	1'49.813	24.528	29.600	25.977	29.708	250.3
22	1'49.452	24.542	29.648	25.920	29.342	250.7
23	1'49.621	24.548	29.658	25.917	29.498	250.7
24	1'49.960	24.609	29.713	26.020	29.618	250.8
25	1'50.264	24.555	29.825	26.152	29.732	249.3

**10th 24** **Simone CORSI** Tasca Racing Scuderi ITA  
Runs=1 Total laps=25 Full laps=24

1	1'58.858	31.652	31.228	26.248	29.730	197.4
2	1'50.052	24.984	29.680	25.915	29.473	247.1
3	1'50.330	24.963	29.640	26.157	29.570	247.6
4	1'49.665	24.928	29.445	25.847	29.445	253.0
5	1'49.713	24.909	29.513	25.885	29.406	246.6
6	1'49.091	24.653	29.426	25.616	29.396	252.3

**12th 45** **Tetsuta NAGASHIM** IDEMITSU Honda Te JPN  
Runs=1 Total laps=25 Full laps=24

1	2'01.380	32.740	31.416	26.923	30.301	197.3
2	1'52.799	25.392	30.601	26.358	30.448	251.0
3	1'50.697	24.858	30.031	26.136	29.672	250.2
4	1'51.122	25.152	29.956	26.326	29.688	250.5
5	1'49.836	24.805	29.695	25.824	29.512	250.0
6	1'53.144	24.562	32.944	25.990	29.648	249.3

**Fastest Lap:** Alex MARQUEZ EG 0,0 Marc VDS SPA **1'47.089** 24.155 28.789 25.297 28.848

These data/results cannot be reproduced, stored and/or transmitted in whole or in part by any manner of electronic, mechanical, photocopying, recording, broadcasting or otherwise now known or herein after developed without the previous express consent by the copyright owner, except for reproduction in daily press and regular printed publications on sale to the public within 60 days of the event related to those data/results and always provided that copyright symbol appears together as follows below.  
© DORNA, 2018



# Race

# Moto2

Lap	Lap Time	T1	T2	T3	T4	Speed	Lap	Lap Time	T1	T2	T3	T4	Speed
7	1'49.191	24.305	29.342	25.918	29.626	249.1	7	1'49.327	24.569	29.339	25.940	29.479	249.3
8	1'50.016	24.590	29.651	26.303	29.472	249.3	8	1'50.768	24.640	29.365	27.120	29.643	248.5
9	1'49.466	24.388	29.463	25.850	29.765	249.5	9	1'49.420	24.780	29.313	25.859	29.468	249.4
10	1'49.819	24.503	29.307	25.957	30.052	249.2	10	1'49.339	24.716	29.347	25.912	29.364	250.0
11	1'49.490	24.417	29.284	25.948	29.841	249.5	11	1'49.562	24.641	29.511	25.981	29.429	249.6
12	1'49.014	24.249	29.283	25.932	29.550	249.4	12	1'50.102	25.018	29.594	26.125	29.365	249.6
13	1'49.228	24.361	29.412	25.869	29.586	249.8	13	1'49.267	24.573	29.395	25.910	29.389	250.2
14	1'48.830	24.453	29.214	25.780	29.383	249.5	14	1'49.359	24.688	29.476	25.851	29.344	250.0
15	1'48.996	24.458	29.242	25.706	29.590	249.4	15	1'49.194	24.579	29.501	25.868	29.246	249.6
16	1'48.776	24.435	29.274	25.795	29.272	248.0	16	1'48.983	24.518	29.404	25.868	29.193	249.8
17	1'48.602	24.515	29.135	25.604	29.348	251.1	17	1'49.215	24.542	29.483	25.890	29.300	250.3
18	1'48.896	24.407	29.177	25.890	29.422	251.0	18	1'49.176	24.468	29.380	25.911	29.417	250.4
19	1'49.221	24.553	29.366	25.917	29.385	251.6	19	1'49.353	24.673	29.516	25.950	29.214	250.4
20	1'49.665	24.610	29.726	25.873	29.456	253.0	20	1'49.591	24.508	29.443	26.302	29.338	251.0
21	1'48.788	24.672	29.238	25.672	29.206	251.7	21	1'50.305	24.593	29.632	26.451	29.629	251.1
22	1'49.264	24.404	29.280	25.845	29.735	252.0	22	1'50.320	24.718	29.619	26.251	29.732	250.8
23	1'49.047	24.496	29.367	25.804	29.380	253.3	23	1'51.132	24.791	30.016	26.477	29.848	251.4
24	1'48.822	24.500	29.157	25.895	29.270	251.8	24	1'51.387	25.105	30.088	26.359	29.835	250.5
25	1'49.401	24.573	29.528	25.800	29.500	250.8	25	1'52.363	24.992	29.742	26.449	31.180	250.4

**13th** **4** **Steven ODENDAAL** NTS RW Racing GP RSA  
Runs=1 Total laps=25 Full laps=24

1	2'00.960	32.394	31.335	27.051	30.180	199.3
2	1'51.658	25.516	30.070	26.286	29.786	250.4
3	1'50.766	24.777	29.907	26.348	29.734	252.4
4	1'50.417	25.090	29.789	25.977	29.561	248.4
5	1'49.895	24.778	29.734	25.915	29.468	248.4
6	1'49.661	24.658	29.567	26.009	29.427	248.5
7	1'49.330	24.525	29.537	25.954	29.314	248.9
8	1'49.491	24.627	29.699	25.913	29.252	248.6
9	1'49.647	24.532	29.515	25.922	29.678	247.7
10	1'50.712	24.588	29.570	27.015	29.539	246.9
11	1'49.315	24.661	29.511	25.840	29.303	251.3
12	1'50.099	24.680	29.795	26.229	29.395	250.6
13	1'49.394	24.553	29.490	26.022	29.329	248.9
14	1'49.585	24.626	29.620	25.940	29.399	250.0
15	1'49.240	24.508	29.432	26.034	29.266	248.7
16	1'49.532	24.562	29.589	26.038	29.343	249.6
17	1'49.403	24.497	29.621	25.836	29.449	248.3
18	1'49.319	24.527	29.748	25.877	29.167	248.1
19	1'49.774	24.824	29.585	25.968	29.397	249.5
20	1'50.202	24.715	29.522	26.408	29.557	249.5
21	1'50.110	24.845	29.903	26.159	29.203	252.9
22	1'49.125	24.414	29.595	25.986	29.130	250.4
23	1'49.584	24.452	29.703	26.063	29.366	251.4
24	1'49.808	24.768	29.560	26.095	29.385	253.8
25	1'49.725	24.689	29.779	26.046	29.211	249.7

**15th** **2** **Jesko RAFFIN** SAG Team SWI  
Runs=1 Total laps=25 Full laps=24

1	2'05.239	35.195	32.076	27.260	30.708	194.3
2	1'52.724	25.369	30.808	26.492	30.055	244.1
3	1'51.457	25.122	30.256	26.277	29.802	243.1
4	1'51.193	24.928	29.978	26.250	30.037	243.5
5	1'51.498	25.448	30.189	26.067	29.794	243.9
6	1'51.366	25.042	30.161	26.217	29.946	241.6
7	1'50.955	24.911	29.974	26.219	29.851	242.9
8	1'50.161	24.898	29.744	25.960	29.559	240.3
9	1'50.449	24.853	29.765	26.035	29.796	243.4
10	1'50.289	24.879	29.900	25.911	29.599	242.8
11	1'50.063	24.763	29.765	25.847	29.688	243.3
12	1'50.056	24.750	29.732	26.036	29.538	242.8
13	1'50.099	24.897	29.647	25.981	29.574	242.8
14	1'50.064	24.917	29.655	25.849	29.643	243.6
15	1'50.214	24.897	29.686	26.010	29.621	244.1
16	1'49.488	24.729	29.618	25.755	29.386	244.0
17	1'50.060	24.911	29.684	25.848	29.617	243.7
18	1'49.647	24.778	29.714	25.742	29.413	245.0
19	1'50.010	24.910	29.869	25.806	29.425	244.4
20	1'49.414	24.717	29.565	25.674	29.458	244.3
21	1'49.773	24.753	29.642	25.856	29.522	245.0
22	1'50.056	24.702	29.671	25.977	29.706	244.8
23	1'50.557	24.808	29.805	26.140	29.804	244.2
24	1'50.230	24.811	29.825	25.994	29.600	244.7
25	1'51.289	25.095	29.946	26.277	29.971	243.5

**14th** **42** **Francesco BAGNAI** SKY Racing Team VR ITA  
Runs=1 Total laps=25 Full laps=24

1	2'02.502	34.349	31.748	26.511	29.894	188.6
2	1'51.011	25.099	29.913	26.299	29.700	254.0
3	1'49.909	24.783	29.536	26.026	29.564	249.6
4	1'49.716	24.746	29.535	25.940	29.495	254.0
5	1'49.955	24.756	29.472	25.956	29.771	251.0
6	1'49.671	24.776	29.500	26.074	29.321	248.3

**16th** **32** **Isaac VINALES** Forward Racing Team SPA  
Runs=1 Total laps=25 Full laps=24

1	2'06.094	34.515	33.036	27.710	30.833	199.3
2	1'54.811	25.848	31.265	27.131	30.567	244.5
3	1'53.253	25.463	30.885	26.522	30.383	244.4
4	1'52.838	25.201	30.346	27.007	30.284	243.7
5	1'52.387	25.286	30.322	26.612	30.167	243.5
6	1'52.112	25.123	30.352	26.583	30.054	242.7

**Fastest Lap:** Alex MARQUEZ EG 0,0 Marc VDS SPA **1'47.089** 24.155 28.789 25.297 28.848

These data/results cannot be reproduced, stored and/or transmitted in whole or in part by any manner of electronic, mechanical, photocopying, recording, broadcasting or otherwise now known or herein after developed without the previous express consent by the copyright owner, except for reproduction in daily press and regular printed publications on sale to the public within 60 days of the event related to those data/results and always provided that copyright symbol appears together as follows below.  
© DORNA, 2018

## Race

## Moto2

Lap	Lap Time	T1	T2	T3	T4	Speed	Lap	Lap Time	T1	T2	T3	T4	Speed
7	1'51.564	25.087	30.202	26.346	29.929	243.5	7	1'51.066	24.721	30.040	26.315	29.990	245.2
8	1'51.172	24.816	30.408	26.194	29.754	241.8	8	1'50.952	24.719	30.077	26.333	29.823	245.1
9	1'50.598	24.856	29.755	26.039	29.948	243.2	9	1'50.968	24.836	29.942	26.305	29.885	248.2
10	1'50.667	24.775	29.849	26.028	30.015	241.6	10	1'50.667	24.717	29.907	26.267	29.776	246.1
11	1'50.950	24.898	29.802	26.092	30.158	242.5	11	1'50.599	24.805	29.914	26.104	29.776	246.2
12	1'50.959	25.070	29.813	26.159	29.917	241.9	12	1'50.606	24.729	29.863	26.226	29.788	246.1
13	1'50.567	24.780	29.737	26.149	29.901	242.2	13	1'50.165	24.573	29.729	26.158	29.705	246.3
14	1'50.147	24.870	29.628	25.932	29.717	242.2	14	1'50.370	24.671	29.799	26.190	29.710	245.0
15	1'49.898	24.766	29.583	25.907	29.642	242.3	15	1'49.983	24.593	29.697	26.072	29.621	246.1
16	1'49.783	24.721	29.579	25.797	29.686	243.0	16	1'50.194	24.639	29.791	26.177	29.587	247.2
17	1'49.650	24.762	29.508	25.826	29.554	243.5	17	1'49.834	24.583	29.621	26.104	29.526	248.0
18	1'50.031	24.837	29.650	25.780	29.764	244.1	18	1'49.860	24.496	29.617	26.094	29.653	246.0
19	1'50.438	24.817	29.856	25.940	29.825	243.7	19	1'51.317	24.801	29.752	26.660	30.104	247.5
20	1'50.060	24.801	29.580	25.968	29.711	244.5	20	1'50.070	24.629	29.714	26.188	29.539	246.9
21	1'50.399	24.818	29.665	26.057	29.859	245.0	21	1'49.989	24.486	29.689	26.184	29.630	247.1
22	1'50.693	24.947	29.694	26.028	30.024	244.6	22	1'50.247	24.704	29.732	26.079	29.732	248.6
23	1'50.849	24.840	29.866	26.201	29.942	243.3	23	1'50.067	24.554	29.636	26.144	29.733	248.5
24	1'51.262	24.902	30.011	26.357	29.992	244.8	24	1'49.760	24.497	29.598	26.146	29.519	247.9
25	1'52.123	25.072	30.085	26.438	30.528	243.4	25	1'52.397	26.234	30.259	26.152	29.752	243.3

**17th 18** Xavi CARDELUS Marinelli Snipers Tea AND  
Runs=1 Total laps=25 Full laps=24

1	2'02.692	33.605	31.345	27.362	30.380	203.6
2	2'18.583	25.578	53.637	28.652	30.716	249.9
3	1'51.727	25.011	30.559	26.409	29.748	244.6
4	1'51.490	24.781	29.925	26.623	30.161	244.3
5	1'50.878	24.997	29.856	26.450	29.575	242.4
6	1'50.478	24.868	29.866	26.113	29.631	243.9
7	1'50.342	24.757	29.758	26.154	29.673	242.0
8	1'50.631	24.863	30.143	26.092	29.533	243.8
9	1'50.453	24.785	29.785	26.222	29.661	244.9
10	1'50.029	24.778	29.699	26.178	29.374	246.1
11	1'50.086	24.814	29.794	26.024	29.454	245.2
12	1'49.816	24.723	29.524	26.089	29.480	246.5
13	1'50.693	24.828	30.237	26.253	29.375	247.6
14	1'50.114	24.789	29.677	26.087	29.561	246.2
15	1'50.193	24.730	29.706	26.170	29.587	245.6
16	1'50.222	24.889	29.673	26.027	29.633	245.4
17	1'50.488	24.817	29.645	26.287	29.739	246.2
18	1'50.162	24.930	29.684	26.073	29.475	246.4
19	1'50.398	24.893	29.878	26.126	29.501	246.1
20	1'50.230	24.777	29.792	26.124	29.537	247.2
21	1'49.725	24.738	29.584	26.011	29.392	247.5
22	1'49.827	24.646	29.507	26.177	29.497	247.5
23	1'49.786	24.747	29.636	25.976	29.427	247.1
24	1'49.918	24.578	29.638	26.168	29.534	247.2
25	1'50.844	24.763	29.965	26.336	29.780	249.2

**19th 21** Federico FULIGNI Tasca Racing Scuderi ITA  
Runs=1 Total laps=24 Full laps=23

1	2'04.444	33.953	32.011	27.782	30.698	201.4
2	1'55.351	25.800	31.011	28.067	30.473	245.4
3	1'54.032	25.711	30.890	27.184	30.247	245.3
4	1'52.776	25.164	30.487	26.948	30.177	244.6
5	1'52.323	25.408	30.333	26.625	29.957	244.2
6	1'52.181	25.214	30.494	26.512	29.961	244.1
7	1'53.523	25.720	30.507	26.937	30.359	244.8
8	1'52.974	25.348	30.615	26.959	30.052	244.5
9	1'53.265	25.487	30.768	26.884	30.126	244.3
10	1'52.007	25.204	30.310	26.564	29.929	245.5
11	1'51.791	25.294	30.085	26.594	29.818	245.6
12	1'51.972	25.309	30.154	26.523	29.986	245.7
13	1'53.687	25.185	30.812	27.180	30.510	245.9
14	1'52.988	25.725	30.325	26.931	30.007	245.3
15	1'51.674	25.247	30.121	26.461	29.845	245.6
16	1'51.654	25.057	30.091	26.626	29.880	246.0
17	1'51.800	25.144	30.097	26.596	29.963	246.1
18	1'51.482	25.107	30.083	26.374	29.918	246.3
19	1'53.282	25.412	30.380	26.913	30.577	245.6
20	1'53.077	25.478	30.550	26.942	30.107	246.7
21	1'56.047	25.327	30.104	27.475	33.141	246.5
22	1'53.974	26.087	30.691	26.985	30.211	241.0
23	1'55.716	25.672	31.108	28.280	30.656	246.2
24	1'54.854	25.792	30.650	27.332	31.080	245.8

**18th 95** Jules DANILO Nashi Argan SAG Tea FRA  
Runs=1 Total laps=25 Full laps=24

1	2'02.429	33.364	31.474	27.254	30.337	206.7
2	1'52.741	25.566	30.635	26.583	29.957	248.9
3	2'27.069	25.319	53.155	38.295	30.300	242.2
4	1'51.878	25.125	30.294	26.380	30.079	244.1
5	1'50.980	24.845	29.954	26.361	29.820	244.0
6	1'50.933	24.729	29.998	26.405	29.801	245.0

**20th 3** Lukas TULOVIC Forward Racing Team GER  
Runs=2 Total laps=24 Full laps=21

1	2'06.331	34.095	32.036	27.992	32.208	198.8
2	2'03.006 P	27.154	32.130	28.171	35.551	228.9
3	3'30.964	29.126	31.067	26.992	30.547	
4	1'52.989	26.054	30.134	26.575	30.226	246.0
5	1'52.017	25.479	30.069	26.333	30.136	247.3
6	1'51.300	25.389	29.712	26.235	29.964	247.1
7	1'50.495	24.914	29.671	26.114	29.796	247.1

**Fastest Lap:** Alex MARQUEZ EG 0,0 Marc VDS SPA 1'47.089 24.155 28.789 25.297 28.848

These data/results cannot be reproduced, stored and/or transmitted in whole or in part by any manner of electronic, mechanical, photocopying, recording, broadcasting or otherwise now known or herein after developed without the previous express consent by the copyright owner, except for reproduction in daily press and regular printed publications on sale to the public within 60 days of the event related to those data/results and always provided that copyright symbol appears together as follows below.  
© DORNA, 2018

## Race

## Moto2

Lap	Lap Time	T1	T2	T3	T4	Speed	Lap	Lap Time	T1	T2	T3	T4	Speed				
8	<b>1'50.834</b>	24.914	29.497	26.115	30.308	244.1	<b>23rd 16</b> Joe ROBERTS NTS RW Racing GP USA Runs=1 Total laps=9 Full laps=7										
9	<b>1'50.353</b>	24.899	29.616	<b>25.940</b>	29.898	247.4		1	2'02.148	34.574	31.462	26.369	29.743	199.7			
10	<b>1'50.174</b>	24.906	29.495	26.009	29.764	247.6		2	<b>1'50.172</b>	24.924	30.075	25.792	29.381	248.8			
11	<b>1'50.295</b>	24.909	29.477	26.135	29.774	248.0		3	<b>1'49.439</b>	24.684	29.714	25.691	29.350	251.8			
12	<b>1'50.518</b>	25.203	<b>29.399</b>	26.134	29.782	247.3		4	<b>1'49.577</b>	24.493	29.792	25.764	29.528	248.9			
13	<b>1'50.213</b>	24.966	29.466	26.030	29.751	247.3		5	<b>1'49.447</b>	24.454	29.545	25.670	29.778	248.6			
14	<b>1'50.273</b>	25.038	29.485	26.091	<b>29.659</b>	243.5		6	<b>1'48.734</b>	24.562	29.482	25.405	29.285	247.2			
15	<b>1'50.435</b>	<b>24.853</b>	29.667	26.095	29.820	246.0		7	<b>1'48.825</b>	24.513	29.519	25.489	29.304	<b>252.2</b>			
16	<b>1'51.377</b>	24.980	29.736	26.521	30.140	247.2		8	<b>1'48.743</b>	24.503	29.280	25.773	<b>29.187</b>	248.8			
17	<b>1'51.091</b>	24.943	29.792	26.288	30.068	247.6		unfinished	<b>24.322</b>	<b>29.238</b>	<b>25.238</b>		248.1				
18	<b>1'52.294</b>	25.404	30.034	26.579	30.277	247.1		<b>24th 70</b> Tommaso MARCON HDR Heidrun - Speed ITA Runs=1 Total laps=8 Full laps=6									
19	<b>1'51.852</b>	25.158	30.003	26.463	30.228	246.7			1	2'05.650	33.775	32.869	28.097	30.909	197.0		
20	<b>1'50.484</b>	25.024	29.552	26.223	29.685	247.5			2	<b>1'54.840</b>	25.984	31.411	27.096	30.349	<b>244.5</b>		
21	<b>1'50.453</b>	24.854	29.591	26.294	29.714	248.2			3	<b>1'54.380</b>	25.580	31.371	27.042	30.387	241.9		
22	<b>1'50.870</b>	24.880	29.602	26.413	29.975	248.0			4	<b>1'53.402</b>	25.399	<b>30.704</b>	26.736	30.563	243.8		
23	<b>1'50.908</b>	24.961	29.603	26.392	29.952	248.0			5	<b>1'53.537</b>	25.254	30.955	26.895	30.433	243.1		
24	<b>2'24.211</b>	24.937	55.902	30.322	33.050	<b>248.4</b>			6	<b>1'53.129</b>	25.106	30.969	<b>26.681</b>	30.373	240.0		
									7	<b>1'53.192</b>	25.108	30.981	26.869	<b>30.234</b>	241.7		
								unfinished	<b>24.909</b>					242.2			
<b>21st 66</b> Niki TUULI Petronas Sprinta Raci FIN Runs=1 Total laps=19 Full laps=17	1	2'00.564	32.770	31.201	26.701	29.892		202.6	<b>25th 9</b> Jorge NAVARRO Federal Oil Gresini M SPA Runs=1 Total laps=6 Full laps=4								
	2	<b>1'51.591</b>	25.615	30.121	26.128	29.727		<b>252.0</b>		1	2'01.530	33.072	31.336	26.943	30.179	202.7	
	3	<b>1'50.198</b>	24.950	30.062	25.554	29.632		249.1		2	<b>1'52.841</b>	25.416	30.521	26.674	30.230	250.1	
	4	<b>1'49.672</b>	24.892	29.418	25.743	29.619		248.7		3	<b>1'50.553</b>	24.914	29.959	26.155	<b>29.525</b>	250.6	
	5	<b>1'49.271</b>	24.789	29.375	25.713	29.394		246.9		4	<b>1'50.423</b>	24.814	29.855	26.181	29.573	<b>252.7</b>	
	6	<b>1'48.968</b>	24.680	29.471	25.620	<b>29.197</b>	248.4	5		<b>1'49.891</b>	24.700	<b>29.568</b>	<b>25.978</b>	29.645	248.2		
	7	<b>1'50.156</b>	24.415	29.265	25.398	31.078	246.9	unfinished		<b>24.578</b>					247.9		
	8	<b>1'48.844</b>	24.595	29.328	25.636	29.285	248.9	<b>26th 41</b> Brad BINDER Red Bull KTM Ajo RSA Runs=1 Total laps=4 Full laps=2									
	9	<b>1'48.719</b>	24.446	29.143	25.688	29.442	247.5			1	1'56.947	31.367	30.400	25.748	29.432	194.8	
	10	<b>1'49.308</b>	24.531	29.587	25.648	29.542	250.8			2	<b>1'50.005</b>	25.097	29.894	<b>25.693</b>	<b>29.321</b>	250.6	
	11	<b>1'48.344</b>	24.372	29.176	25.461	29.335	248.0			3	<b>1'49.575</b>	24.861	<b>29.520</b>	25.816	29.378	250.6	
	12	<b>1'48.631</b>	24.573	29.048	25.578	29.432	249.1			unfinished	<b>24.576</b>	29.667	25.715		<b>251.5</b>		
	13	<b>1'48.464</b>	24.538	<b>28.933</b>	25.603	29.390	247.7			<b>27th 22</b> Sam LOWES Swiss Innovative Inve GBR Runs=1 Total laps=4 Full laps=2							
	14	<b>1'48.791</b>	24.645	29.141	25.629	29.376	249.0				1	1'58.534	31.406	31.315	26.255	29.558	188.2
	15	<b>1'49.114</b>	24.523	29.516	25.615	29.460	250.7				2	<b>1'49.926</b>	25.071	29.623	<b>25.830</b>	<b>29.402</b>	248.4
	16	<b>1'48.506</b>	24.388	29.255	25.481	29.382	248.7				3	<b>1'50.411</b>	24.982	29.422	26.520	29.487	<b>249.5</b>
	17	<b>1'48.121</b>	<b>24.320</b>	28.993	25.510	29.298	247.6				unfinished	<b>24.602</b>	<b>29.221</b>			244.6	
	18	<b>1'48.281</b>	24.390	29.176	<b>25.361</b>	29.354	246.8	<b>28th 89</b> Khairul Idham PAWI IDEMITSU Honda Te MAL Runs=1 Total laps=3 Full laps=1									
	19	2'37.453 P	54.343	31.682	29.921	41.507	244.4				1	2'00.116	31.957	31.614	26.660	29.885	197.2
<b>22nd 97</b> Xavi VIERGE Dynavolt Intact GP SPA Runs=1 Total laps=13 Full laps=11	1	1'56.381	29.582	30.531	26.229	30.039	184.9		2		<b>1'50.737</b>	25.146	<b>29.917</b>	<b>25.966</b>	<b>29.708</b>	<b>252.3</b>	
	2	<b>1'50.019</b>	24.651	30.093	25.888	29.387	249.1		unfinished		<b>24.838</b>					250.1	
	3	<b>1'49.503</b>	24.781	29.638	25.700	29.384	249.6										
	4	<b>1'48.595</b>	24.373	29.279	25.545	29.398	244.5										
	5	<b>1'48.090</b>	<b>24.068</b>	29.236	25.732	29.054	<b>251.1</b>										
	6	<b>1'48.122</b>	24.305	29.269	25.563	28.985	247.9										
	7	<b>1'47.799</b>	24.293	<b>29.084</b>	25.477	<b>28.945</b>	248.8										
	8	<b>1'48.015</b>	24.403	29.224	25.394	28.994	248.9										
	9	<b>1'48.090</b>	24.193	29.375	25.437	29.085	248.9										
	10	<b>1'47.979</b>	24.208	29.276	25.507	28.988	248.3										
	11	<b>1'47.713</b>	24.114	29.109	<b>25.368</b>	29.122	248.4										
	12	<b>2'30.868</b>	24.098	29.104	1'07.050	30.616	247.7										
	13	2'10.742 P	25.051	29.775	38.719	37.197	244.6										

**Fastest Lap:** Alex MARQUEZ EG 0,0 Marc VDS SPA **1'47.089** 24.155 28.789 25.297 28.848

These data/results cannot be reproduced, stored and/or transmitted in whole or in part by any manner of electronic, mechanical, photocopying, recording, broadcasting or otherwise now known or herein after developed without the previous express consent by the copyright owner, except for reproduction in daily press and regular printed publications on sale to the public within 60 days of the event related to those data/results and always provided that copyright symbol appears together as follows below.  
© DORNA, 2018

Official MotoGP Timing by TISSOT  
www.motogp.com

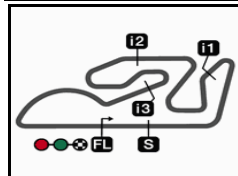
Cheste, Sunday, November 18, 2018

Page 6 of 6

*moto2*







4005 m.

# GRAN PREMIO MOTUL DE LA COMUNITAT VALENCIANA

## Race

### Analysis by Lap

35

#### Num Lap Time Gap

Num	Lap	Time	Gap
<b>Lap 1</b>			
54	1'56.329		
97	1'56.381	0.052	
44	1'56.418	0.089	
41	1'56.947	0.618	
73	1'57.155	0.826	
27	1'57.868	1.539	
23	1'58.110	1.781	
5	1'58.317	1.988	
22	1'58.534	2.205	
24	1'58.858	2.529	
77	1'59.398	3.069	
20	1'59.901	3.572	
89	2'00.116	3.787	
87	2'00.406	4.077	
66	2'00.564	4.235	
4	2'00.960	4.631	
45	2'01.380	5.051	
9	2'01.530	5.201	
16	2'02.148	5.819	
95	2'02.429	6.100	
42	2'02.502	6.173	
18	2'02.692	6.363	
21	2'04.444	8.115	
40	2'04.595	8.266	
2	2'05.239	8.910	
70	2'05.650	9.321	
32	2'06.094	9.765	
3	2'06.331	10.002	
<b>Lap 2</b>			
44	1'49.340		
54	1'49.712	0.283	
97	1'50.019	0.642	
73	1'49.343	0.740	
41	1'50.005	1.194	
27	1'49.247	1.357	
23	1'50.091	2.443	
5	1'50.084	2.643	
22	1'49.926	2.702	
24	1'50.052	3.152	
77	1'50.499	4.139	
20	1'50.427	4.570	
89	1'50.737	5.095	
87	1'51.481	6.129	
66	1'51.591	6.397	
16	1'50.172	6.562	
4	1'51.658	6.860	
42	1'51.011	7.755	
45	1'52.799	8.421	
9	1'52.841	8.613	
95	1'52.741	9.412	
40	1'50.730	9.567	
2	1'52.724	12.205	
21	1'55.351	14.037	
70	1'54.840	14.732	
32	1'54.811	15.147	
3	2'03.006	23.579	
18	2'18.583	35.517	
<b>Lap 3</b>			
44	1'47.991		
73	1'48.259	1.008	
54	1'49.854	2.146	
97	1'49.503	2.154	
27	1'48.847	2.213	
41	1'49.575	2.778	
23	1'50.330	4.782	
22	1'50.411	5.122	
5	1'50.648	5.300	
24	1'50.330	5.491	
77	1'50.214	6.362	
20	1'50.012	6.591	
16	1'49.439	8.010	
66	1'50.198	8.604	
87	1'50.928	9.066	
4	1'50.766	9.635	
42	1'49.909	9.673	
45	1'50.697	11.127	
9	1'50.553	11.175	
40	1'50.998	12.574	
2	1'51.457	15.671	
21	1'54.032	20.078	
32	1'53.253	20.409	
70	1'54.380	21.121	
18	1'51.727	39.253	
95	2'27.069	48.490	
3	3'30.964	2'06.552	
<b>Lap 4</b>			
44	1'48.890		
73	1'48.101	0.219	
27	1'48.465	1.788	
97	1'48.595	1.859	
54	1'49.748	3.004	
23	1'50.070	5.962	
5	1'49.627	6.037	
24	1'49.665	6.266	
20	1'49.901	7.602	
77	1'50.648	8.120	
16	1'49.577	8.697	
66	1'49.672	9.386	
87	1'49.938	10.114	
42	1'49.716	10.499	
4	1'50.417	11.162	
9	1'50.423	12.708	
45	1'51.122	13.359	
40	1'50.102	13.786	
2	1'51.193	17.974	
21	1'52.776	23.964	
32	1'52.838	24.357	
70	1'53.402	25.633	
18	1'51.490	41.853	
95	1'51.878	51.478	
3	1'52.989	2'10.651	
<b>Lap 5</b>			
44	1'48.535		
73	1'48.346	0.030	
<b>Lap 6</b>			
73	1'47.978		
44	1'49.015	1.007	
97	1'48.122	1.528	
27	1'48.020	1.858	
54	1'49.661	5.568	
24	1'49.091	8.527	
5	1'50.386	9.187	
23	1'50.406	9.723	
20	1'49.784	10.202	
16	1'48.734	10.335	
66	1'48.968	11.082	
77	1'50.016	11.678	
87	1'49.180	12.459	
42	1'49.671	13.582	
4	1'49.661	14.175	
40	1'49.626	16.427	
45	1'53.144	19.796	
2	1'51.366	24.295	
21	1'52.181	31.925	
32	1'52.112	32.313	
70	1'53.129	35.756	
18	1'50.478	46.666	
95	1'50.933	56.848	
3	1'51.300	2'17.425	
<b>Lap 7</b>			
73	1'47.684		
44	1'47.955	1.278	
97	1'47.799	1.643	
27	1'48.184	2.358	
54	1'49.179	7.063	
24	1'49.849	10.692	
5	1'49.374	10.877	
16	1'48.825	11.476	
23	1'49.702	11.741	
<b>Lap 8</b>			
73	1'47.722		
44	1'47.811	1.367	
97	1'48.015	1.936	
27	1'47.832	2.468	
54	1'49.022	8.363	
24	1'48.850	11.820	
16	1'48.743	12.497	
5	1'49.776	12.931	
23	1'49.674	13.693	
20	1'49.340	14.023	
66	1'48.844	14.676	
77	1'49.830	15.373	
87	1'49.474	15.473	
4	1'49.491	17.590	
42	1'50.768	18.271	
40	1'48.979	18.895	
45	1'50.016	23.597	
2	1'50.161	30.005	
32	1'51.172	39.643	
21	1'52.974	43.016	
18	1'50.631	52.233	
95	1'50.952	1'03.460	
3	1'50.834	2'23.348	
<b>Lap 9</b>			
73	1'47.345		
44	1'47.488	1.510	
97	1'48.090	2.681	
27	1'48.206	3.329	
54	1'49.070	10.088	
24	1'48.476	12.951	
5	1'48.783	14.369	
23	1'49.244	15.592	
20	1'49.158	15.836	
66	1'48.719	16.050	
77	1'49.353	17.381	
87	1'49.554	17.682	
4	1'49.647	19.892	
42	1'49.420	20.346	
40	1'49.225	20.775	
45	1'49.466	25.718	
2	1'50.449	33.109	
32	1'50.598	42.896	
<b>Lap 10</b>			
73	1'47.473		
44	1'47.604	1.641	
97	1'47.979	3.187	
27	1'47.904	3.760	
54	1'48.815	11.430	
24	1'48.912	14.390	
5	1'48.813	15.709	
20	1'48.924	17.287	
66	1'49.308	17.885	
23	1'50.140	18.259	
77	1'49.087	18.995	
87	1'49.007	19.216	
42	1'49.339	22.212	
40	1'49.504	22.806	
4	1'50.712	23.131	
45	1'49.819	28.064	
2	1'50.289	35.925	
32	1'50.667	46.090	
21	1'52.007	53.470	
18	1'50.029	57.897	
95	1'50.667	1'10.277	
3	1'50.174	2'29.057	
<b>Lap 11</b>			
73	1'47.342		
44	1'47.604	1.903	
97	1'47.713	3.558	
27	1'47.510	3.928	
54	1'48.709	12.797	
24	1'48.660	15.708	
5	1'48.861	17.228	
20	1'48.663	18.608	
66	1'48.344	18.887	
23	1'49.189	20.106	
77	1'49.407	21.060	
87	1'49.374	21.248	
42	1'49.562	24.432	
40	1'49.379	24.843	
4	1'49.315	25.104	
45	1'49.490	30.212	
2	1'50.063	38.646	
32	1'50.950	49.698	
21	1'51.791	57.919	
18	1'50.086	1'00.641	
95	1'50.599	1'13.534	
3	1'50.295	2'32.010	
<b>Lap 12</b>			
73	1'47.391		
44	1'47.226	1.738	
27	1'48.003	4.540	
54	1'48.432	13.838	
24	1'48.916	17.233	
5	1'48.468	18.305	

Lapped rider

These data/results cannot be reproduced, stored and/or transmitted in whole or in part by any manner of electronic, mechanical, photocopying, recording, broadcasting or otherwise now known or herein after developed without the previous express consent by the copyright owner, except for reproduction in daily press and regular printed publications on sale to the public within 60 days of the event related to those data/results and always provided that copyright symbol appears together as follows below.

© DORNA, 2018

Official MotoGP Timing by TISSOT  
www.motogp.com

Cheste, Sunday, November 18, 2018

Page 1 of 2

 moto2



**Num Lap Time Gap**

20	1'48.547	19.764
66	1'48.631	20.127
23	1'48.686	21.401
77	1'49.188	22.857
87	1'49.053	22.910
40	1'48.805	26.257
42	1'50.102	27.143
4	1'50.099	27.812
45	1'49.014	31.835
2	1'50.056	41.311
97	2'30.868	47.035
32	1'50.959	53.266
21	1'51.972	1'02.500
18	1'49.816	1'03.066
95	1'50.606	1'16.749
3	1'50.518	2'35.137

**Lap 13**

73	1'47.089	
44	1'47.378	2.027
27	1'50.480	7.931
54	1'48.884	15.633
24	1'49.118	19.262
5	1'49.014	20.230
20	1'48.527	21.202
66	1'48.464	21.502
23	1'48.966	23.278
87	1'48.892	24.713
77	1'49.584	25.352
40	1'48.366	27.534
42	1'49.267	29.321
4	1'49.394	30.117
45	1'49.228	33.974
2	1'50.099	44.321
32	1'50.567	56.744
18	1'50.693	1'06.670
21	1'53.687	1'09.098
97	2'10.742	1'10.688
95	1'50.165	1'19.825
3	1'50.213	2'38.261

**Lap 14**

73	1'47.429	
44	1'47.136	1.734
27	1'47.883	8.385
54	1'49.137	17.341
24	1'49.381	21.214
5	1'48.982	21.783
20	1'48.944	22.717
66	1'48.791	22.864
23	1'48.717	24.566
87	1'48.475	25.759
77	1'49.366	27.289
40	1'48.369	28.474
42	1'49.359	31.251
4	1'49.585	32.273
45	1'48.830	35.375
2	1'50.064	46.956
32	1'50.147	59.462
18	1'50.114	1'09.355
21	1'52.988	1'14.657
95	1'50.370	1'22.766
3	1'50.273	2'41.105

**Lap 15**

44	1'47.178	
27	1'47.721	7.194
73	2'05.449	16.537
54	1'48.778	17.207
24	1'49.249	21.551

5	1'49.497	22.368
20	1'48.997	22.802
66	1'49.114	23.066
23	1'48.313	23.967
87	1'48.270	25.117
77	1'49.139	27.516
40	1'48.610	28.172
42	1'49.194	31.533
4	1'49.240	32.601
45	1'48.996	35.459
2	1'50.214	48.258
32	1'49.898	1'00.448
18	1'50.193	1'10.636
21	1'51.674	1'17.419
95	1'49.983	1'23.837
3	1'50.435	2'42.628

**Lap 16**

44	1'47.609	
27	1'48.059	7.644
73	1'49.106	18.034
54	1'48.822	18.420
24	1'49.204	23.146
66	1'48.506	23.963
5	1'49.586	24.345
20	1'49.330	24.523
23	1'48.545	24.903
87	1'48.289	25.797
77	1'49.134	29.041
40	1'48.826	29.389
42	1'48.983	32.907
4	1'49.532	34.524
45	1'48.776	36.626
2	1'49.488	50.137
32	1'49.783	1'02.622
18	1'50.222	1'13.249
21	1'51.654	1'21.464
95	1'50.194	1'26.422
3	1'51.377	2'46.396

**Lap 17**

44	1'47.772	
27	1'48.470	8.342
73	1'47.950	18.212
54	1'48.853	19.501
66	1'48.121	24.312
24	1'49.492	24.866
20	1'48.905	25.656
23	1'49.063	26.194
5	1'49.756	26.329
87	1'48.366	26.391
40	1'48.932	30.549
77	1'49.928	31.197
42	1'49.215	34.350
4	1'49.403	36.155
45	1'48.602	37.456
2	1'50.060	52.425
32	1'49.650	1'04.500
18	1'50.488	1'15.965
21	1'51.800	1'25.492
95	1'49.834	1'28.484
3	1'51.091	2'49.715

**Lap 18**

44	1'47.728	
27	1'47.916	8.530
73	1'48.015	18.499
54	1'49.233	21.006
66	1'48.281	24.865
24	1'49.190	26.328

20	1'48.858	26.786
23	1'48.868	27.334
87	1'48.713	27.376
5	1'49.301	27.902
40	1'48.371	31.192
77	1'49.520	32.989
42	1'49.176	35.798
4	1'49.319	37.746
45	1'48.896	38.624
2	1'49.647	54.344
32	1'50.031	1'06.803
18	1'50.162	1'18.399
21	1'51.482	1'29.246
95	1'49.860	1'30.616
3	1'52.294	2'54.281

**Lap 19**

44	1'47.303	
27	1'47.763	8.990
73	1'48.114	19.310
54	1'48.769	22.472
24	1'49.216	28.241
20	1'48.955	28.438
87	1'48.680	28.753
23	1'49.470	29.501
5	1'49.442	30.041
40	1'48.434	32.323
77	1'49.159	34.845
42	1'49.353	37.848
4	1'49.774	40.217
45	1'49.221	40.542
2	1'50.010	57.051
32	1'50.438	1'09.938
66	2'37.453	1'15.015
18	1'50.398	1'21.494
95	1'51.317	1'34.630
21	1'53.282	1'35.225
3	1'51.852	2'58.830

**Lap 20**

44	1'47.587	
27	1'48.088	9.491
73	1'48.229	19.952
54	1'48.878	23.763
20	1'48.505	29.356
87	1'48.595	29.761
24	1'50.266	30.920
23	1'49.041	30.955
5	1'49.081	31.535
40	1'48.369	33.105
77	1'49.547	36.805
42	1'49.591	39.852
45	1'49.665	42.620
4	1'50.202	42.832
2	1'49.414	58.878
32	1'50.060	1'12.411
18	1'50.230	1'24.137
95	1'50.070	1'37.113
21	1'53.077	1'40.715
3	1'50.484	3'01.727

**Lap 21**

44	1'47.758	
27	1'48.383	10.116
73	1'47.787	19.981
54	1'49.034	25.039
20	1'48.209	29.807
87	1'48.306	30.309
23	1'48.657	31.854
24	1'49.817	32.979

5	1'49.421	33.198
40	1'48.336	33.683
77	1'49.813	38.860
42	1'50.305	42.399
45	1'48.788	43.650
4	1'50.110	45.184
2	1'49.773	1'00.893
32	1'50.399	1'15.052
18	1'49.725	1'26.104
95	1'49.989	1'39.344
21	1'56.047	1'49.004
3	1'50.453	3'04.422

**Lap 22**

44	1'48.169	
27	1'48.265	10.212
73	1'48.020	19.832
54	1'48.960	25.830
87	1'48.587	30.225
20	1'48.543	30.683
23	1'48.387	32.072
24	1'49.276	34.086
40	1'49.220	34.734
5	1'49.868	34.897
77	1'49.452	40.143
42	1'50.320	44.550
45	1'49.264	44.745
4	1'49.125	46.140
2	1'50.056	1'02.780
32	1'50.693	1'17.576
18	1'49.827	1'27.762
95	1'50.247	1'41.422
21	1'53.974	1'54.809
3	1'50.870	3'07.123

**Lap 23**

44	1'48.174	
27	1'48.669	10.707
73	1'48.408	20.066
54	1'49.293	26.949
20	1'48.624	30.675
87	1'48.263	30.772
23	1'48.237	32.135
40	1'48.418	34.978
5	1'48.727	35.450
24	1'49.663	35.575
77	1'49.621	41.590
45	1'49.047	45.618
42	1'51.132	47.508
4	1'49.584	47.550
2	1'50.557	1'05.163
32	1'50.849	1'20.251
18	1'49.786	1'29.374
95	1'50.067	1'43.315
21	1'55.716	2'02.351
3	1'50.908	3'09.857

**Lap 24**

44	1'48.547	
27	1'49.416	11.576
73	1'49.329	20.848
54	1'49.136	27.538
87	1'48.290	30.515
20	1'49.490	31.618
23	1'49.526	33.114
40	1'48.469	34.900
5	1'48.939	35.842
24	1'49.757	36.785
77	1'49.960	43.003
45	1'48.822	45.893

4	1'49.808	48.811
42	1'51.387	50.348
2	1'50.230	1'06.846
32	1'51.262	1'22.966
18	1'49.918	1'30.745
95	1'49.760	1'44.528
21	1'54.854	2'08.658
3	2'24.211	3'45.521

**Lap 25**

44	1'49.423	
27	1'51.048	13.201
73	1'50.750	22.175
54	1'50.777	28.892
87	1'49.014	30.106
20	1'49.931	32.126
23	1'49.395	33.086
40	1'48.473	33.950
5	1'49.288	35.707
24	1'49.657	37.019
77	1'50.264	43.844
45	1'49.401	45.871
4	1'49.725	49.113
42	1'52.363	53.288
2	1'51.289	1'08.712
32	1'52.123	1'25.666
18	1'50.844	1'32.166
95	1'52.397	1'47.502

Lapped rider

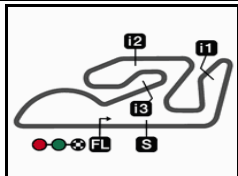
These data/results cannot be reproduced, stored and/or transmitted in whole or in part by any manner of electronic, mechanical, photocopying, recording, broadcasting or otherwise now known or herein after developed without the previous express consent by the copyright owner, except for reproduction in daily press and regular printed publications on sale to the public within 60 days of the event related to those data/results and always provided that copyright symbol appears together as follows below.

© DORNA, 2018

Official MotoGP Timing by TISSOT  
www.motogp.com

Cheste, Sunday, November 18, 2018





4005 m.

## GRAN PREMIO MOTUL DE LA COMUNITAT VALENCIANA

Moto2™

## 2018 Rookie of the Year Classification

36

Rider	Nation	Points	Leader Previous	QAT	ARG	AME	SPA	FRA	ITA	CAT	NED	GER	CZE	AUT	GBR	RSM	ARA	THA	JPN	AUS	MAL	VAL
1 <b>MIR Joan</b>	SPA	<b>155</b>		5	9	13	5	16	16	-	11	20	-	8	-	11	10	-	5	20	6	-
2 <b>FENATI Romano</b>	ITA	<b>14</b>	141	141	-	-	-	9	-	-	-	-	-	5	-	-	-	-	-	-	-	-
3 <b>ROBERTS Joe</b>	USA	<b>5</b>	150	9	-	-	-	-	2	-	-	-	-	-	-	-	-	3	-	-	-	-
4 <b>BENDSNEYDER Bo</b>	NED	<b>2</b>	153	3	-	-	-	-	-	-	-	-	-	-	-	-	-	2	-	-	-	-

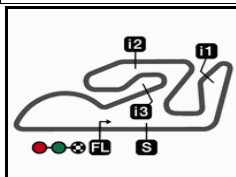
These data/results cannot be reproduced, stored and/or transmitted in whole or in part by any manner of electronic, mechanical, photocopying, recording, broadcasting or otherwise now known or herein after developed without the previous express consent by the copyright owner, except for reproduction in daily press and regular printed publications on sale to the public within 60 days of the event related to those data/results and always provided that copyright symbol appears together as follows below.

© DORNA, 2018

Official MotoGP Timing by **TISSOT**  
www.motogp.com

Cheste, Sunday, November 18, 2018





4005 m.

**2018 Riders Performance**

(Qualifying Position - Starting Position - Race Position)

**37**

Rider	Points	QAT	ARG	AME	SPA	FRA	ITA	CAT	NED	GER	CZE	AUT	GBR	RSM	ARA	THA	JPN	AUS	MAL	VAL
1 <b>BAGNAIA</b> Francesco	306	3	15	4	3	1	4	4	1	3	6	1	1	1	5	6	1	16	6	4
		3-1	15-9	4-1	3-3	1-1	4-4	4-8	1-1	3-12	6-3	1-1	-NS	1-1	5-2	6-1	1-1	16-12	6-3	4-14
2 <b>OLIVEIRA</b> Miguel	297	4	7	12	14	10	11	17	17	15	4	2	23	9	18	5	9	20	7	10
		4-5	7-3	12-3	14-2	10-6	11-1	17-2	17-6	15-4	4-1	2-2	-NS	9-2	18-7	5-3	9-3	19-11	7-2	10-1
3 <b>BINDER</b> Brad	201	13	16	16	5	8	19	5	22	10	7	8	16	5	1	7	10	5	9	11
		13-6	16-NC	16-6	5-6	8-9	19-6	5-6	20-7	10-1	7-6	8-6	-NS	5-8	1-1	7-4	10-5	5-1	9-8	11-NC
4 <b>MARQUEZ</b> Alex	173	1	8	1	2	6	3	2	4	7	2	5	3	8	4	2	6	9	1	16
		1-3	8-5	1-2	2-NC	6-2	3-5	2-3	4-3	7-13	2-NC	5-NC	-NS	8-18	4-4	2-NC	6-4	9-7	1-7	16-3
5 <b>BALDASSARRI</b> Lorenzo	162	2	2	17	1	3	8	10	13	5	10	9	12	13	8	1	5	11	13	5
		2-2	2-4	17-10	1-1	3-NC	8-2	10-7	13-26	5-NC	10-4	9-26	-NS	13-6	8-3	1-NC	5-2	11-22	13-6	5-NL
6 <b>MIR</b> Joan	155	24	17	5	6	4	9	8	10	8	12	20	14	10	15	11	14	14	18	7
		24-11	17-7	5-4	6-11	4-3	9-3	8-NC	9-5	8-2	12-NL	20-8	-NS	10-5	15-6	11-NL	14-11	14-2	18-10	7-NL
7 <b>MARINI</b> Luca	147	17	12	6	12	24	7	13	3	2	1	10	5	7	10	3	11	7	2	1
		17-9	12-16	6-13	12-NL	30-NC	7-7	13-17	3-8	2-3	1-2	10-3	-NS	7-NC	10-11	3-2	11-9	7-5	2-1	1-NL
8 <b>SCHROTTER</b> Marcel	147	9	20	8	17	5	2	3	2	9	5	7	4	2	2	10	4	2	10	3
		9-7	20-10	8-NC	20-7	5-4	2-NL	3-4	2-4	9-6	5-7	7-7	-NS	2-3	2-5	10-NL	4-10	31-9	10-9	3-7
9 <b>PASINI</b> Mattia	141	8	4	3	10	11	1	6	11	1	3	6	7	3	6	4	21	1	5	14
		8-4	4-1	3-7	10-5	11-18	1-NC	6-NC	11-11	1-NC	3-10	6-4	-NS	3-4	6-8	4-6	21-14	1-NC	5-4	14-4
10 <b>QUARTARARO</b> Fabio	138	16	28	9	18	14	16	1	7	18	14	3	6	4	7	8	2	6	3	9
		16-20	28-22	9-15	17-10	14-8	16-11	1-1	10-2	18-9	14-11	3-9	-NS	4-7	7-9	8-5	2-DS	6-10	3-5	32-6
11 <b>VIERGE</b> Xavi	131	11	1	7	7	2	12	7	5	6	8	28	11	11	12	20	7	3	8	2
		11-8	1-2	7-NC	7-4	36-5	12-9	7-5	5-NC	6-7	8-5	-NS	-NS	11-10	12-NC	20-11	7-7	3-3	8-11	2-NC
12 <b>LECUONA</b> Iker	80	15	21	13	19	20	22	14	19	25	13	12	8	18	13	12	3	8	14	21
		15-NC	21-11	13-5	18-9	20-NC	22-13	14-10	22-16	25-19	13-13	12-10	-NS	18-19	13-14	12-7	3-8	8-NC	14-NC	21-2
13 <b>NAVARRO</b> Jorge	58	7	5	19	4	15	10	19	9	16	11	4	22	6	3	17	15	12	12	23
		7-10	5-NC	19-8	4-17	15-NC	10-NC	19-NC	8-13	16-10	11-8	4-5	-NS	6-9	3-10	17-17	15-NC	12-NC	12-13	23-NC

NC=Not classified NL=Not finished first lap NP=Not started race re-start N2=Not finished first lap race re-start EX=Excluded NS=Not Started DS=Disqualified

These data/results cannot be reproduced, stored and/or transmitted in whole or in part by any manner of electronic, mechanical, photocopying, recording, broadcasting or otherwise now known or herein after developed without the previous express consent by the copyright owner, except for reproduction in daily press and regular printed publications on sale to the public within 60 days of the event related to those data/results and always provided that copyright symbol appears together as follows below.  
© DORNA, 2018

	Rider	Points	QAT	ARG	AME	SPA	FRA	ITA	CAT	NED	GER	CZE	AUT	GBR	RSM	ARA	THA	JPN	AUS	MAL	VAL
14	CORSI Simone	53	14	22	14	13	9	5	11	20	19	16	18	32	21	9	13	16	25	22	13
			14-14	22-23	14-12	13-12	9-14	5-10	11-12	30-15	19-8	16-15	18-NC	-NS	21-11	9-12	13-10	16-NC	24-19	22-16	13-10
15	LOCATELLI Andrea	52	23	26	21	20	16	17	16	8	17	15	14	13	20	16	16	20	18	15	18
			23-19	26-15	21-14	19-15	16-12	17-8	16-11	7-10	17-NC	15-14	14-13	-NS	20-14	16-16	16-9	20-16	17-20	15-12	18-9
16	LOWES Sam	49	10	6	2	8	7	14	9	6	4	22	16	9	15	19	15	19	19	21	6
			10-NC	6-13	2-24	8-8	7-13	14-NC	9-9	6-9	4-5	22-9	16-NC	-NS	15-NC	19-20	15-NC	19-17	18-14	21-15	6-NC
17	AEGERTER Dominique	47	21	11	11			26	24	21	23	9	19	17	14	30	14	17	4	17	24
			21-15	11-8	11-9	-	-	26-12	24-20	19-14	23-14	9-17	19-17	-NS	14-13	29-21	14-16	17-13	4-6	17-14	24-11
18	FERNANDEZ Augusto	45							20	16	13	21	13	15	12	11	9	12	13	11	8
			-	-	-	-	-	-	-	20-14	16-12	13-15	21-12	13-NC	-NS	12-NC	11-13	9-NL	12-6	13-4	11-NC
19	GARDNER Remy	40	12	9	18				23	18	20	19	11	2	19	20	19	13	15	4	17
			12-12	9-6	18-17	-	-	-	-	23-15	18-18	20-11	19-NL	11-NC	-NS	19-12	20-19	19-12	13-15	15-NC	4-NC
20	NAGASHIMA Tetsuta	27	26	23	26	16	22	13	12	NC	26	25	22	21	16	14	18	8	21	16	20
			26-21	23-17	26-19	16-13	22-25	13-NC	12-13	-NS	26-NC	25-16	22-15	-NS	16-NC	14-15	18-8	8-12	20-13	16-NC	20-12
21	FENATI Romano	14	5	19	15	9	12	6	15	14	11	17	15	10	22						
			5-24	19-19	15-16	9-NC	12-7	6-NC	15-NC	14-NC	11-16	17-NC	15-11	-NS	22-EX	-	-	-	-	-	-
22	RAFFIN Jesko	10													17	25		24	10	20	12
			-	-	-	-	-	-	-	-	-	-	-	-	-	34-15	24-23	-	24-20	10-8	20-19
23	BARBERA Hector	10	19	18	20	15	13	21													
			19-13	18-20	20-18	15-14	13-11	21-NC	-	-	-	-	-	-	-	-	-	-	-	-	-
24	MANZI Stefano	8	28	32	28	22	23	20	31	25	27	27	23	24	24	22	27	27	17		
			28-26	32-21	28-NC	22-NC	23-10	20-NC	31-NL	24-NC	30-25	27-NC	23-14	-NS	24-NC	28-NC	27-NC	27-24	-NS	-	-
25	KENT Danny	8	6	3	22	11	31	15	27	23	12	24	17	26	31	24					
			6-17	3-12	22-NC	11-NC	31-21	15-NC	27-21	21-NL	12-NC	24-NC	17-12	-NS	31-NC	23-NC	-	-	-	-	-
26	VIÑALES Isaac	7	18	13	10	21	19	24	21	15	14		30		32	29	31	29	30	30	29
			18-16	13-14	10-11	21-19	19-NL	24-16	21-NC	15-22	14-NC	-	29-23	-	-NS	-NS	31-24	29-26	29-NC	30-24	28-16
27	ROBERTS Joe	5	27	10	27	27	17	28	28	29	30	23	24	20	26	27	22	18	24	23	19
			27-25	10-25	27-23	27-NC	17-19	28-14	28-22	27-21	29-22	23-18	24-19	-NS	26-16	26-24	22-13	18-18	23-18	23-18	19-NC
28	ODENDAAL Steven	4	22	14	29	26	26	25	25	26	22	26	25	25	25	21	21	25	26	24	22
			22-22	14-18	29-21	26-NC	25-17	25-15	25-18	25-20	22-18	26-19	25-18	-NS	25-17	21-18	21-23	25-19	25-17	24-21	22-13
29	BENDSNEYDER Bo	2	20	25	23	23	21	23	26	24	21	18	27	18	23	26	23	26			
			20-18	25-28	23-20	23-16	21-16	23-NC	26-NL	23-17	21-20	18-NL	27-22	-NS	23-20	25-25	23-14	26-NC	-	-	-

NC=Not classified NL=Not finished first lap NP=Not started race re-start N2=Not finished first lap race re-start EX=Excluded NS=Not Started DS=Disqualified

These data/results cannot be reproduced, stored and/or transmitted in whole or in part by any manner of electronic, mechanical, photocopying, recording, broadcasting or otherwise now known or herein after developed without the previous express consent by the copyright owner, except for reproduction in daily press and regular printed publications on sale to the public within 60 days of the event related to those data/results and always provided that copyright symbol appears together as follows below.  
© DORNA, 2018

Official MotoGP Timing by TISSOT  
www.motogp.com





	Rider	Points	QAT	ARG	AME	SPA	FRA	ITA	CAT	NED	GER	CZE	AUT	GBR	RSM	ARA	THA	JPN	AUS	MAL	VAL
30	PAWI Khairul Idham	1	25	27	25	25	18	18	22	12	24	20	21	27	27	23	24	23	23	25	15
			25-23	27-24	25-25	25-18	18-15	18-18	22-19	12-19	24-17	20-20	21-16	-NS	27-22	22-27	24-21	23-22	22-16	25-17	15-NC
31	PONS Edgar	1							18							17	25	22	22	19	
			-	-	-	-	-	-	18-16	-	-	-	-	-	-	-	17-17	25-19	22-23	21-15	19-20
32	TUULI Niki	1					30	27	29	27	NC	28	29	19	28	28	28	28	NC	26	26
			-	-	-	-	29-22	27-17	29-NL	-NS	-NS	28-21	28-21	-NS	28-21	27-22	28-15	28-21	-NS	26-NC	25-NC
33	CARDELUS Xavi	0				31	33	33		31	32	31	32	33	34	34	29	31	31	29	30
			-	-	-	31-22	33-26	33-22	-	-NS	32-24	31-NC	31-25	-NS	33-25	33-28	29-22	31-27	30-NC	29-NC	29-17
34	DANILO Jules	0	29	29	30	29	28	29	33	30	29	30	26	29	29	31	30	30	28	27	31
			29-27	29-NC	33-26	29-24	27-20	29-NC	33-23	28-23	28-NS	30-22	26-20	-NS	29-23	30-26	30-20	30-25	27-NC	27-22	30-18
35	WAROKORN Thitipong	0															26				
			-	-	-	-	-	-	-	-	-	-	-	-	-	-	-	26-18	-	-	-
36	FULIGNI Federico	0	31	30	32	32	29	31	34	32	31		33	30	30	32	32	32	29	31	28
			31-29	30-27	32-28	32-21	28-NC	31-21	34-NC	29-25	31-23	-	32-NC	-NS	30-24	31-NC	32-25	32-NC	28-NC	31-25	27-19
37	GRANADO Eric	0	30	24	24	28	34	30	32	28	28	NC									
			30-30	24-29	24-22	28-NC	34-NC	30-19	32-25	26-24	27-21	33-23	-	-	-	-	-	-	-	-	-
38	TULOVIC Lukas	0				24	25														32
			-	-	-	24-20	24-23	-	-	-	-	-	-	-	-	-	-	-	-	-	-
39	GARZO Hector	0				30	27	32													25
			-	-	-	30-23	26-NC	32-20	-	-	-	-	-	-	-	-	-	-	-	-	-
40	STARING Bryan	0																			27
			-	-	-	-	-	-	-	-	-	-	-	-	-	-	-	-	-	-	26-21
41	EKKY PRATAMA Dimas	0							30												28
			-	-	-	-	-	-	30-24	-	-	-	-	-	-	-	-	-	-	-	28-23
42	MARCON Tommaso	0																			27
			-	-	-	-	-	-	-	-	-	-	-	-	-	-	-	-	-	-	-
43	MEDINA Alejandro	0										32	31	31							
			-	-	-	-	-	-	-	-	-	-	32-NC	30-24	-NS	-	-	-	-	-	-
44	MORAIS Sheridan	0										29			33	33					
			-	-	-	-	-	-	-	-	-	-	34-24	-	-	32-NC	32-NC	-	-	-	-
45	PEROLARI Corentin	0					32														
			-	-	-	-	32-24	-	-	-	-	-	-	-	-	-	-	-	-	-	-

NC=Not classified NL=Not finished first lap NP=Not started race re-start N2=Not finished first lap race re-start EX=Excluded NS=Not Started DS=Disqualified

These data/results cannot be reproduced, stored and/or transmitted in whole or in part by any manner of electronic, mechanical, photocopying, recording, broadcasting or otherwise now known or herein after developed without the previous express consent by the copyright owner, except for reproduction in daily press and regular printed publications on sale to the public within 60 days of the event related to those data/results and always provided that copyright symbol appears together as follows below.  
© DORNA, 2018

Official MotoGP Timing by TISSOT  
www.motogp.com



	Rider	Points	QAT	ARG	AME	SPA	FRA	ITA	CAT	NED	GER	CZE	AUT	GBR	RSM	ARA	THA	JPN	AUS	MAL	VAL
46	KHAIRUDDIN Zulfahmi	0	32 32-28	31 31-26	31 31-27	33 33-NC	-	-	-	-	-	-	-	-	-	-	-	-	-	-	-
47	SUCIPTO Rafid Topan	0	-	-	-	-	-	-	-	-	-	-	-	-	-	-	-	-	-	32 32-26	-
48	TANGRE Cedric	0	-	-	-	-	35 35-27	-	-	-	-	-	-	-	-	-	-	-	-	-	-

NC=Not classified NL=Not finished first lap NP=Not started race re-start N2=Not finished first lap race re-start EX=Excluded NS=Not Started DS=Disqualified

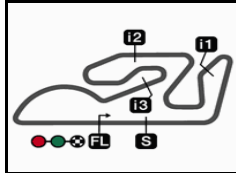
These data/results cannot be reproduced, stored and/or transmitted in whole or in part by any manner of electronic, mechanical, photocopying, recording, broadcasting or otherwise now known or herein after developed without the previous express consent by the copyright owner, except for reproduction in daily press and regular printed publications on sale to the public within 60 days of the event related to those data/results and always provided that copyright symbol appears together as follows below.  
© DORNA, 2018

Official MotoGP Timing by TISSOT  
www.motogp.com

Cheste, Sunday, November 18, 2018







4005 m.

# GRAN PREMIO MOTUL DE LA COMUNITAT VALENCIANA

## Official Starting Grid

Race : 25 laps = 100.125 km

Moto2™

1

**3**  
1'35.945  
**23 Marcel SCHROTTER**  
Kalex

2

1'35.804  
**97 Xavi VIERGE**  
Kalex

1

1'35.777  
**10 Luca MARINI**  
Kalex

2

**6**  
1'36.335  
**22 Sam LOWES**  
KTM

5

1'36.270  
**7 Lorenzo BALDASSARRI**  
Kalex

4

1'36.173  
**42 Francesco BAGNAIA**  
Kalex

3

**9**  
1'36.396  
**20 Fabio QUARTARARO**  
Speed Up

8

1'36.380  
**40 Augusto FERNANDEZ**  
Kalex

7

1'36.336  
**36 Joan MIR**  
Kalex

4

**12**  
1'36.499  
**2 Jesko RAFFIN**  
Kalex

11

1'36.464  
**41 Brad BINDER**  
KTM

10

1'36.429  
**44 Miguel OLIVEIRA**  
KTM

5

**15**  
1'36.572  
**89 Khairul Idham PAWI**  
Kalex

14

1'36.532  
**54 Mattia PASINI**  
Kalex

13

1'36.515  
**24 Simone CORSI**  
Kalex

6

**18**  
1'36.638  
**5 Andrea LOCATELLI**  
Kalex

17

1'36.595  
**87 Remy GARDNER**  
Tech 3

16

1'36.580  
**73 Alex MARQUEZ**  
Kalex

7

**21**  
1'36.671  
**27 Iker LECUONA**  
KTM

20

1'36.667  
**45 Tetsuta NAGASHIMA**  
Kalex

19

1'36.656  
**16 Joe ROBERTS**  
NTS

8

**24**  
1'36.976  
**77 Dominique AEGERTER**  
KTM

23

1'36.909  
**9 Jorge NAVARRO**  
Kalex

22

1'36.819  
**4 Steven ODENDAAL**  
NTS

The results are provisional until the end of the limit for protest and appeals and until the ratification of the Event Management Committee.

Time limit for protest expires 60' at the latest after publication of the results - Mr. .... Time: .....

These data/results cannot be reproduced, stored and/or transmitted in whole or in part by any manner of electronic, mechanical, photocopying, recording, broadcasting or otherwise now known or herein after developed without the previous express consent by the copyright owner, except for reproduction in daily press and regular printed publications on sale to the public within 60 days of the event related to those data/results and always provided that copyright symbol appears together as follows below.

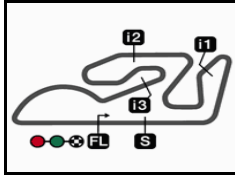
© DORNA, 2018

Official MotoGP Timing by TISSOT  
www.motogp.com

Cheste, Sunday, November 18, 2018

Page 1 of 2





4005 m.

# GRAN PREMIO MOTUL DE LA COMUNITAT VALENCIANA

## Official Starting Grid

Moto2™

Race : 25 laps = 100.125 km

9	<b>27</b> 1'38.351 <b>21 Federico FULIGNI</b> Kalex	<b>26</b> 1'37.483 <b>70 Tommaso MARCON</b> Speed Up	<b>25</b> 1'37.457 <b>66 Niki TUULI</b> Kalex
	<b>30</b> 1'39.275 <b>95 Jules DANILO</b> Kalex	<b>29</b> 1'38.718 <b>18 Xavi CARDELUS</b> Kalex	<b>28</b> 1'38.406 <b>32 Isaac VIÑALES</b> Suter
	<b>11</b>		<b>31</b> 1'39.600 <b>3 Lukas TULOVIC</b> Suter

The results are provisional until the end of the limit for protest and appeals and until the ratification of the Event Management Committee.

Time limit for protest expires 60' at the latest after publication of the results - Mr. .... Time: .....

These data/results cannot be reproduced, stored and/or transmitted in whole or in part by any manner of electronic, mechanical, photocopying, recording, broadcasting or otherwise now known or herein after developed without the previous express consent by the copyright owner, except for reproduction in daily press and regular printed publications on sale to the public within 60 days of the event related to those data/results and always provided that copyright symbol appears together as follows below.

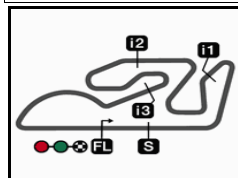
© DORNA, 2018

Official MotoGP Timing by TISSOT  
www.motogp.com

Cheste, Sunday, November 18, 2018

Page 2 of 2





4005 m.

## GRAN PREMIO MOTUL DE LA COMUNITAT VALENCIANA

## Race

## Top Speed &amp; Average



Rider	Nation	Motorcycle	Top 5 speeds					Average	Top
73 Alex MARQUEZ	SPA	KALEX	255.4	254.9	253.7	253.3	253.2	254.1	255.4
5 Andrea LOCATELLI	ITA	KALEX	254.6	252.9	251.7	251.6	251.6	252.5	254.6
54 Mattia PASINI	ITA	KALEX	254.2	253.1	253.1	252.7	252.7	253.2	254.2
42 Francesco BAGNAIA	ITA	KALEX	254.0	254.0	251.4	251.1	251.0	252.1	254.0
20 Fabio QUARTARARO	FRA	SPEED UP	253.8	253.2	252.7	252.3	252.0	252.8	253.8
87 Remy GARDNER	AUS	TECH 3	253.8	252.9	252.4	252.2	250.6	252.4	253.8
4 Steven ODENDAAL	RSA	NTS	253.8	252.9	252.4	251.4	251.3	252.4	253.8
23 Marcel SCHROTTER	GER	KALEX	253.4	252.4	251.7	251.1	251.1	251.9	253.4
45 Tetsuta NAGASHIMA	JPN	KALEX	253.3	253.0	252.0	251.8	251.7	252.4	253.3
24 Simone CORSI	ITA	KALEX	253.0	252.3	250.2	249.4	248.9	250.8	253.0
9 Jorge NAVARRO	SPA	KALEX	252.7	250.6	250.1	248.2	247.9	249.9	252.7
44 Miguel OLIVEIRA	POR	KTM	252.3	252.2	252.1	251.6	251.6	252.0	252.3
89 Khairul Idham PAWI	MAL	KALEX	252.3	250.1	197.2			233.2	252.3
16 Joe ROBERTS	USA	NTS	252.2	251.8	248.9	248.8	248.8	250.1	252.2
40 Augusto FERNANDEZ	SPA	KALEX	252.1	251.1	251.1	251.0	250.7	251.2	252.1
66 Niki TUULI	FIN	KALEX	252.0	250.8	250.7	249.1	249.1	250.3	252.0
77 Dominique AEGERTER	SWI	KTM	251.7	250.8	250.7	250.7	250.6	250.9	251.7
41 Brad BINDER	RSA	KTM	251.5	250.6	250.6	194.8		236.9	251.5
27 Iker LECUONA	SPA	KTM	251.4	249.2	248.8	248.8	248.6	249.4	251.4
97 Xavi VIERGE	SPA	KALEX	251.1	249.6	249.1	248.9	248.9	249.5	251.1
18 Xavi CARDELUS	AND	KALEX	249.9	249.2	247.6	247.5	247.5	248.3	249.9
22 Sam LOWES	GBR	KTM	249.5	248.4	244.6	188.2		232.7	249.5
95 Jules DANILO	FRA	KALEX	248.9	248.6	248.5	248.2	248.0	248.4	248.9
3 Lukas TULOVIC	GER	SUTER	248.4	248.2	248.0	248.0	248.0	248.1	248.4
21 Federico FULIGNI	ITA	KALEX	246.7	246.5	246.3	246.2	246.1	246.4	246.7
2 Jesko RAFFIN	SWI	KALEX	245.0	245.0	244.8	244.7	244.4	244.8	245.0
32 Isaac VIÑALES	SPA	SUTER	245.0	244.8	244.6	244.5	244.5	244.7	245.0
70 Tommaso MARCON	ITA	SPEED UP	244.5	243.8	243.1	242.2	241.9	243.1	244.5
7 Lorenzo BALDASSARRI	ITA	KALEX							189.7
36 Joan MIR	SPA	KALEX							189.2
10 Luca MARINI	ITA	KALEX							181.7

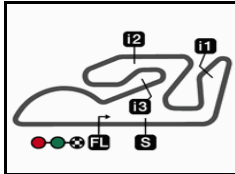
These data/results cannot be reproduced, stored and/or transmitted in whole or in part by any manner of electronic, mechanical, photocopying, recording, broadcasting or otherwise now known or herein after developed without the previous express consent by the copyright owner, except for reproduction in daily press and regular printed publications on sale to the public within 60 days of the event related to those data/results and always provided that copyright symbol appears together as follows below.

© DORNA, 2018

Official MotoGP Timing by TISSOT  
www.motogp.com



Cheste, Sunday, November 18, 2018




4005 m.

## GRAN PREMIO MOTUL DE LA COMUNITAT VALENCIANA

## Race

## Fastest Laps Sequence

Lap	Race Time	 Rider	Nation	Motorcycle	Time	Km/h	Riders's Lap
2	3'45.758	44 Miguel OLIVEIRA	POR	KTM	1'49.340	131.8	2
2	3'47.115	27 Iker LECUONA	SPA	KTM	1'49.247	131.9	2
3	5'33.749	44 Miguel OLIVEIRA	POR	KTM	1'47.991	133.5	3
6	10'59.182	73 Alex MARQUEZ	SPA	KALEX	1'47.978	133.5	6
7	12'46.866	73 Alex MARQUEZ	SPA	KALEX	1'47.684	133.8	7
9	16'21.933	73 Alex MARQUEZ	SPA	KALEX	1'47.345	134.3	9
11	19'56.748	73 Alex MARQUEZ	SPA	KALEX	1'47.342	134.3	11
12	21'45.877	44 Miguel OLIVEIRA	POR	KTM	1'47.226	134.4	12
13	23'31.228	73 Alex MARQUEZ	SPA	KALEX	1'47.089	134.6	13

These data/results cannot be reproduced, stored and/or transmitted in whole or in part by any manner of electronic, mechanical, photocopying, recording, broadcasting or otherwise now known or herein after developed without the previous express consent by the copyright owner, except for reproduction in daily press and regular printed publications on sale to the public within 60 days of the event related to those data/results and always provided that copyright symbol appears together as follows below.

© DORNA, 2018

Official MotoGP Timing by TISSOT  
www.motogp.com

Cheste, Sunday, November 18, 2018

