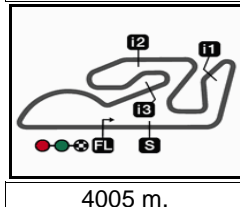


GRAN PREMIO MOTUL DE LA COMUNITAT VALENCIANA


Free Practice Nr. 3

Classification

10



4005 m.

	Rider	Nation	Team	Motorcycle	Time	Lap Total	Gap	Top Speed
1	9 Danilo PETRUCCI	ITA	Alma Pramac Racing	DUCATI	1'39.712	18 20		308.3
2	4 Andrea DOVIZIOSO	ITA	Ducati Team	DUCATI	1'39.800	14 19	0.088 0.088	311.3
3	93 Marc MARQUEZ	SPA	Repsol Honda Team	HONDA	1'39.826	16 21	0.114 0.026	314.9
4	43 Jack MILLER	AUS	Alma Pramac Racing	DUCATI	1'39.912	14 15	0.200 0.086	308.5
5	5 Johann ZARCO	FRA	Monster Yamaha Tech 3	YAMAHA	1'40.141	19 19	0.429 0.229	310.2
6	26 Dani PEDROSA	SPA	Repsol Honda Team	HONDA	1'40.185	24 24	0.473 0.044	305.3
7	44 Pol ESPARGARO	SPA	Red Bull KTM Factory Racing	KTM	1'40.275	19 21	0.563 0.090	308.2
8	42 Alex RINS	SPA	Team SUZUKI ECSTAR	SUZUKI	1'40.417	17 19	0.705 0.142	309.9
9	41 Aleix ESPARGARO	SPA	Aprilia Racing Team Gresini	APRILIA	1'40.530	11 11	0.818 0.113	307.1
10	51 Michele PIRRO	ITA	Ducati Team	DUCATI	1'40.586	8 11	0.874 0.056	308.9
11	25 Maverick VIÑALES	SPA	Movistar Yamaha MotoGP	YAMAHA	1'40.647	15 22	0.935 0.061	310.6
12	21 Franco MORBIDELLI	ITA	EG 0,0 Marc VDS	HONDA	1'40.675	15 21	0.963 0.028	307.1
13	46 Valentino ROSSI	ITA	Movistar Yamaha MotoGP	YAMAHA	1'40.750	18 19	1.038 0.075	308.5
14	6 Stefan BRADL	GER	LCR Honda CASTROL	HONDA	1'40.806	17 22	1.094 0.056	306.7
15	29 Andrea IANNONE	ITA	Team SUZUKI ECSTAR	SUZUKI	1'40.871	7 14	1.159 0.065	309.2
16	19 Alvaro BAUTISTA	SPA	Angel Nieto Team	DUCATI	1'40.900	20 20	1.188 0.029	307.0
17	99 Jorge LORENZO	SPA	Ducati Team	DUCATI	1'41.026	16 17	1.314 0.126	310.0
18	45 Scott REDDING	GBR	Aprilia Racing Team Gresini	APRILIA	1'41.357	16 17	1.645 0.331	305.9
19	38 Bradley SMITH	GBR	Red Bull KTM Factory Racing	KTM	1'41.362	20 22	1.650 0.005	312.1
20	17 Karel ABRAHAM	CZE	Angel Nieto Team	DUCATI	1'41.813	16 19	2.101 0.451	307.4
21	55 Hafizh SYAHRIN	MAL	Monster Yamaha Tech 3	YAMAHA	1'41.832	6 19	2.120 0.019	308.3
22	30 Takaaki NAKAGAMI	JPN	LCR Honda IDEMITSU	HONDA	1'41.992	19 23	2.280 0.160	305.2
23	12 Thomas LUTHI	SWI	EG 0,0 Marc VDS	HONDA	1'42.040	19 19	2.328 0.048	304.6
24	81 Jordi TORRES	SPA	Reale Avintia Racing	DUCATI	1'43.439	18 19	3.727 1.399	299.3

Practice condition: Wet

Air: 16°

Humidity: 96%

Ground: 15°

Fastest Lap:	Lap: 18	Danilo PETRUCCI	1'39.712	144.5 Km/h
Circuit Record Lap:	2016	Jorge LORENZO	1'31.171	158.1 Km/h
Circuit Best Lap:	2016	Jorge LORENZO	1'29.401	161.2 Km/h

The results are provisional until the end of the limit for protest and appeals.

Time limit for protest expires 30' after publication of the results - Time:

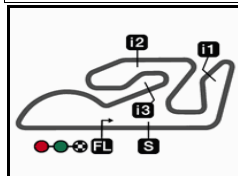
These data/results cannot be reproduced, stored and/or transmitted in whole or in part by any manner of electronic, mechanical, photocopying, recording, broadcasting or otherwise now known or herein after developed without the previous express consent by the copyright owner, except for reproduction in daily press and regular printed publications on sale to the public within 60 days of the event related to those data/results and always provided that copyright symbol appears together as follows below.

© DORNA, 2018

Official MotoGP Timing by TISSOT
www.motogp.com

Chestre, Saturday, November 17, 2018






4005 m.

MotoGP™

GRAN PREMIO MOTUL DE LA COMUNITAT VALENCIANA

Free Practice Nr. 3

Combined Free Practice Times

		Rider	Nation	Team	MOTORCYCLE	FP1	FP2	FP3	Gap
1	9	D.PETRUCCI	ITA	Alma Pramac Racing	DUCATI	1'39.907 17	1'41.318 13	1'39.712 18	
2	93	M.MARQUEZ	SPA	Repsol Honda Team	HONDA	1'39.767 18	1'41.725 11	1'39.826 16	0.055 0.055
3	4	A.DOVIZIOSO	ITA	Ducati Team	DUCATI	1'40.179 14	1'43.250 21	1'39.800 14	0.088 0.033
4	43	J.MILLER	AUS	Alma Pramac Racing	DUCATI	1'39.873 12	1'43.409 4	1'39.912 14	0.161 0.073
5	5	J.ZARCO	FRA	Monster Yamaha Tech 3	YAMAHA	1'41.146 20	1'44.261 7	1'40.141 19	0.429 0.268
6	26	D.PEDROSA	SPA	Repsol Honda Team	HONDA	1'40.467 18	1'45.401 4	1'40.185 24	0.473 0.044
7	44	P.ESPARGARO	SPA	Red Bull KTM Factory Racing	KTM	1'40.892 21	1'42.655 11	1'40.275 19	0.563 0.090
8	42	A.RINS	SPA	Team SUZUKI ECSTAR	SUZUKI	1'40.965 19	1'43.051 11	1'40.417 17	0.705 0.142
9	41	A.ESPARGARO	SPA	Aprilia Racing Team Gresini	APRILIA	1'40.967 13	1'42.385 5	1'40.530 11	0.818 0.113
10	51	M.PIRRO	ITA	Ducati Team	DUCATI	1'40.836 14	1'44.681 7	1'40.586 8	0.874 0.056
11	25	M.VIÑALES	SPA	Movistar Yamaha MotoGP	YAMAHA	1'40.772 17	1'42.746 11	1'40.647 15	0.935 0.061
12	21	F.MORBIDELLI	ITA	EG 0,0 Marc VDS	HONDA	1'41.713 21	1'43.854 11	1'40.675 15	0.963 0.028
13	29	A.IANNONE	ITA	Team SUZUKI ECSTAR	SUZUKI	1'40.685 16	1'42.365 13	1'40.871 7	0.973 0.010
14	46	V.ROSSI	ITA	Movistar Yamaha MotoGP	YAMAHA	1'41.015 20	1'42.081 9	1'40.750 18	1.038 0.065
15	6	S.BRADL	GER	LCR Honda CASTROL	HONDA	1'41.479 14	1'44.732 3	1'40.806 17	1.094 0.056
16	19	A.BAUTISTA	SPA	Angel Nieto Team	DUCATI	1'42.617 7	1'43.844 11	1'40.900 20	1.188 0.094
17	99	J.LORENZO	SPA	Ducati Team	DUCATI	1'41.782 15	1'43.798 10	1'41.026 16	1.314 0.126
18	17	K.ABRAHAM	CZE	Angel Nieto Team	DUCATI	1'41.160 19	1'45.260 3	1'41.813 16	1.448 0.134
19	45	S.REDDING	GBR	Aprilia Racing Team Gresini	APRILIA	1'42.893 16	1'42.857 18	1'41.357 16	1.645 0.197
20	38	B.SMITH	GBR	Red Bull KTM Factory Racing	KTM	1'41.489 16	1'43.009 13	1'41.362 20	1.650 0.005
21	55	H.SYHRIN	MAL	Monster Yamaha Tech 3	YAMAHA	1'43.804 20	1'43.727 15	1'41.832 6	2.120 0.470
22	30	T.NAKAGAMI	JPN	LCR Honda IDEMITSU	HONDA	1'42.471 21	1'43.846 22	1'41.992 19	2.280 0.160
23	12	T.LUTHI	SWI	EG 0,0 Marc VDS	HONDA	1'43.000 21	1'43.858 10	1'42.040 19	2.328 0.048
24	81	J.TORRES	SPA	Reale Avintia Racing	DUCATI	1'45.001 16	1'45.975 12	1'43.439 18	3.727 1.399

Pole Position Record:	2016	Jorge LORENZO	1'29.401	161.2 Km/h
Circuit Record Lap:	2016	Jorge LORENZO	1'31.171	158.1 Km/h
Circuit Best Lap:	2016	Jorge LORENZO	1'29.401	161.2 Km/h

The results are provisional until the end of the limit for protest and appeals.

Time limit for protest expires 60' after publication of the results - Mr. Time:

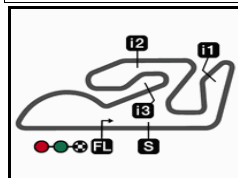
These data/results cannot be reproduced, stored and/or transmitted in whole or in part by any manner of electronic, mechanical, photocopying, recording, broadcasting or otherwise now known or herein after developed without the previous express consent by the copyright owner, except for reproduction in daily press and regular printed publications on sale to the public within 60 days of the event related to those data/results and always provided that copyright symbol appears together as follows below.

© DORNA, 2018

Official MotoGP Timing by **TISSOT**
www.motogp.com

Cheste, Saturday, November 17, 2018





4005 m.

GRAN PREMIO MOTUL DE LA COMUNITAT VALENCIANA

Free Practice Nr. 3

Top Speed & Average

12



Rider	Nation	Motorcycle	Top 5 speeds					Average	Top
93 Marc MARQUEZ	SPA	HONDA	314.9	313.3	311.9	310.3	310.0	312.1	314.9
38 Bradley SMITH	GBR	KTM	312.1	306.1	304.9	304.6	303.4	306.2	312.1
4 Andrea DOVIZIOSO	ITA	DUCATI	311.3	310.9	310.7	310.4	310.4	310.7	311.3
25 Maverick VIÑALES	SPA	YAMAHA	310.6	310.6	310.3	310.0	309.9	310.3	310.6
5 Johann ZARCO	FRA	YAMAHA	310.2	310.0	309.0	308.8	308.3	309.3	310.2
99 Jorge LORENZO	SPA	DUCATI	310.0	309.5	306.8	306.8	305.7	307.8	310.0
42 Alex RINS	SPA	SUZUKI	309.9	308.5	307.6	307.5	307.4	308.2	309.9
29 Andrea IANNONE	ITA	SUZUKI	309.2	309.2	304.6	304.2	304.2	306.3	309.2
51 Michele PIRRO	ITA	DUCATI	308.9	307.8	304.9	304.4	301.7	305.5	308.9
43 Jack MILLER	AUS	DUCATI	308.5	307.1	306.5	305.2	304.6	306.4	308.5
46 Valentino ROSSI	ITA	YAMAHA	308.5	306.5	305.9	305.9	305.3	306.4	308.5
9 Danilo PETRUCCI	ITA	DUCATI	308.3	307.9	307.5	307.5	307.0	307.6	308.3
55 Hafizh SYAHRIN	MAL	YAMAHA	308.3	307.6	307.2	305.9	305.9	307.0	308.3
44 Poli ESPARGARO	SPA	KTM	308.2	308.1	307.6	307.1	306.4	307.5	308.2
17 Karel ABRAHAM	CZE	DUCATI	307.4	304.2	304.0	303.3	302.7	304.3	307.4
21 Franco MORBIDELLI	ITA	HONDA	307.1	306.3	306.1	305.9	304.6	305.8	307.1
41 Aleix ESPARGARO	SPA	APRILIA	307.1	304.8	301.9	301.3	301.3	303.3	307.1
19 Alvaro BAUTISTA	SPA	DUCATI	307.0	306.5	306.3	305.3	304.6	305.9	307.0
6 Stefan BRADL	GER	HONDA	306.7	305.3	302.6	301.0	301.0	303.3	306.7
45 Scott REDDING	GBR	APRILIA	305.9	305.4	305.2	304.2	304.1	305.0	305.9
26 Dani PEDROSA	SPA	HONDA	305.3	305.0	305.0	303.3	302.7	304.3	305.3
30 Takaaki NAKAGAMI	JPN	HONDA	305.2	304.5	304.2	304.1	304.0	304.3	305.2
12 Thomas LUTHI	SWI	HONDA	304.6	304.1	303.7	303.1	301.7	303.4	304.6
81 Jordi TORRES	SPA	DUCATI	299.3	298.2	296.2	296.2	295.5	297.1	299.3

These data/results cannot be reproduced, stored and/or transmitted in whole or in part by any manner of electronic, mechanical, photocopying, recording, broadcasting or otherwise now known or herein after developed without the previous express consent by the copyright owner, except for reproduction in daily press and regular printed publications on sale to the public within 60 days of the event related to those data/results and always provided that copyright symbol appears together as follows below.

© DORNA, 2018

Official MotoGP Timing by TISSOT
www.motogp.com



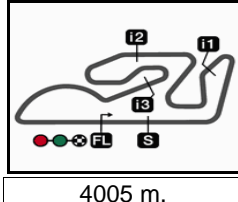
Cheste, Saturday, November 17, 2018

GRAN PREMIO MOTUL DE LA COMUNITAT VALENCIANA

Free Practice Nr. 3

Chronological Analysis of Performances

13



4005 m.

* Lap / Sector time cancelled

T1 Time from finish line to 1st intermediate

T3 Time from 2nd intermed. to 3rd intermed.

P Crossing the finish line in pit lane

T2 Time from 1st intermed. to 2nd intermed.

T4 Time from 3rd intermediate to finish line

**Tyre data subject to further updates

Lap	Lap Time	T1	T2	T3	T4	Speed	Lap	Lap Time	T1	T2	T3	T4	Speed
1st	9	Danilo PETRUCCI		DUCATI		ITA	9	1'40.779	22.485	27.235	24.082	26.977	310.7
		Alma Pramac Racing					10	1'40.610	22.427	27.238	24.022	26.923	310.4
		Runs=3 Total laps=20 Full laps=15					11	1'42.632	22.648	27.873	24.715	27.396	309.3
Run # 1	Front Tyre	Wet-Medium	Rear Tyre	Wet-Medium			12	1'40.739	22.554	27.152	24.101	26.932	308.1
		New Tyre	New Tyre				13	1'39.879	22.389	26.999	23.804	26.687	310.4
1	2'28.532	25.177	29.662	25.470	27.822		14	1'39.800	22.278	27.002	23.817	26.703	310.9
2	1'42.904	23.139	27.645	24.831	27.289	297.1	15	1'48.522 P	22.442	29.460	25.724	30.896	311.3
3	1'42.293	23.164	27.479	24.568	27.082	297.7	Run # 3	Front Tyre	Wet-Soft	Rear Tyre	Wet-Medium		
4	1'53.220 P	24.085	29.861	27.240	32.034	301.3			19 Laps at start		5 Laps at start		
Run # 2	Front Tyre	Wet-Medium	Rear Tyre	Wet-Soft			16	5'54.417	27.445	30.963	25.838	28.308	
		4 Laps at start		New Tyre			17	1'48.705	24.117	29.982	26.526	28.080	304.2
5	9'17.654	29.458	29.119	24.734	27.420		18	1'50.170	23.508	30.331	24.734	31.597	309.9
6	1'42.035	22.911	27.768	24.118	27.238	303.4	19	1'42.485	22.873	27.611	24.556	27.445	304.9
7	1'41.073	22.815	27.273	23.994	26.991	306.4							
8	1'40.847	22.786	27.236	23.971	26.854	302.2	3rd	93	Marc MARQUEZ		HONDA		SPA
9	1'41.386	22.614	27.109	24.815	26.848	306.7			Repsol Honda Team				
10	1'40.333	22.575	26.918	24.025	26.815	306.5			Runs=3 Total laps=21 Full laps=16				
11	1'40.032	22.530	26.887	23.917	26.698	305.7	Run # 1	Front Tyre	Wet-Medium	Rear Tyre	Wet-Medium		
12	1'44.515	22.500	26.884	23.844	31.287	306.5			21 Laps at start		5 Laps at start		
13	1'53.343	26.960	29.200	27.441	29.742	203.3	1	2'38.728	26.112	30.221	26.647	29.266	
14	1'48.220 P	22.410	30.845	25.471	29.494	308.3	2	1'43.760	23.604	28.472	24.454	27.230	290.0
Run # 3	Front Tyre	Wet-Medium	Rear Tyre	Wet-Soft			3	1'42.037	22.968	27.755	24.187	27.127	299.4
		14 Laps at start		10 Laps at start			4	1'42.641	22.836	27.901	24.532	27.372	296.3
15	5'07.386	29.219	29.053	25.969	27.053		5	1'42.080	22.780	27.685	24.400	27.215	300.6
16	1'40.585	22.612	26.952	23.870	27.151	307.0	6	1'41.182	22.429	27.561	24.011	27.181	307.5
17	1'40.186	22.447	26.910	23.964	26.865	306.5	7	1'40.871	22.418	27.535	23.987	26.931	306.5
18	1'39.712	22.412	26.808	23.750	26.742	307.5	8	1'41.405	22.326	27.340	24.662	27.077	311.9
19	1'41.337	22.585	26.929	24.182	27.641	307.9	9	1'40.427	22.412	27.206	23.917	26.892	314.9
20	1'57.359	22.483	29.940	34.497	30.439	307.5	10	1'40.086	22.435	27.138	23.800	26.713	310.0
							11	1'50.174 P	23.779	28.946	25.209	32.240	313.3
2nd	4	Andrea DOVIZIOSO		DUCATI		ITA	Run # 2	Front Tyre	Wet-Medium	Rear Tyre	Wet-Medium		
		Ducati Team							32 Laps at start		16 Laps at start		
		Runs=3 Total laps=19 Full laps=14					12	7'07.699	29.223	30.060	25.803	28.335	
Run # 1	Front Tyre	Wet-Medium	Rear Tyre	Wet-Soft			13	1'43.982	23.569	28.304	24.467	27.642	300.2
		16 Laps at start		New Tyre			14	1'42.172	22.592	28.144	24.231	27.205	308.1
1	2'11.976	25.223	30.652	25.486	28.080		15	1'40.503	22.545	27.386	23.807	26.765	309.3
2	1'45.529	23.343	28.720	25.438	28.028	308.1	16	1'39.826	22.170	27.235	23.667	26.754	309.7
3	1'42.743	23.047	27.834	24.455	27.407	304.4	17	1'46.911 P	22.983	28.390	24.665	30.873	310.3
4	1'42.032	23.049	27.567	24.305	27.111	298.6	Run # 3	Front Tyre	Wet-Soft	Rear Tyre	Wet-Soft		
5	1'41.055	22.632	27.323	24.115	26.985	309.5			18 Laps at start		New Tyre		
6	1'53.279 P	23.975	30.888	25.898	32.518	307.9	18	6'03.904	25.688	29.292	24.749	27.678	
Run # 2	Front Tyre	Wet-Medium	Rear Tyre	Wet-Soft			19	1'41.508	22.433	27.659	24.165	27.251	309.0
		22 Laps at start		6 Laps at start			20	1'40.877	22.438	27.342	23.883	27.214	308.8
7	10'26.242	26.131	29.703	26.471	28.127		21	1'40.503	22.365	27.087	23.877	27.174	308.2
8	1'42.380	23.048	27.727	24.364	27.241	300.5							

Fastest Lap: Danilo PETRUCCI Alma Pramac Racing ITA **1'39.712** 22.412 26.808 23.750 26.742

These data/results cannot be reproduced, stored and/or transmitted in whole or in part by any manner of electronic, mechanical, photocopying, recording, broadcasting or otherwise now known or herein after developed without the previous express consent by the copyright owner, except for reproduction in daily press and regular printed publications on sale to the public within 60 days of the event related to those data/results and always provided that copyright symbol appears together as follows below.
© DORNA, 2018



Free Practice Nr. 3

MotoGP

Lap	Lap Time	T1	T2	T3	T4	Speed	Lap	Lap Time	T1	T2	T3	T4	Speed	
4th	43	Jack MILLER				DUCATI	AUS							
		Alma Pramac Racing												
		Runs=3	Total laps=15	Full laps=9										
Run #	1	Front Tyre	Wet-Medium	Rear Tyre	Wet-Medium		Run #	1	Front Tyre	Wet-Medium	Rear Tyre	Wet-Medium		
		9 Laps at start				New Tyre			New Tyre				New Tyre	
1	2'54.821	23.627	30.607	25.883	27.884		1	2'17.649	26.704	31.901	27.332	29.345		
2	1'43.551	23.116	27.992	24.792	27.651	304.1	2	1'48.833	24.939	29.620	26.016	28.258	270.9	
3	1'43.262	23.114	28.089	24.516	27.543	295.5	3	1'47.244	24.560	29.148	25.587	27.949	272.7	
4	1'41.904	22.824	27.635	24.395	27.050	300.2	4	1'52.897 P	23.913	29.211	27.124	32.649	280.2	
5	1'41.143	22.541	27.389	24.231	26.982	301.1	Run # 2	Front Tyre	Wet-Soft	Rear Tyre	Wet-Soft			
6	1'51.281 P	23.372	28.089	27.713	32.107	302.3			New Tyre				New Tyre	
Run # 2	Front Tyre	Wet-Medium	Rear Tyre	Wet-Soft			5	5'28.453	26.904	30.793	26.733	28.933		
		New Tyre				New Tyre	6	1'47.327	24.509	29.158	25.620	28.040	272.2	
7	10'49.471	24.154	30.348	26.345	27.645		7	1'45.310	23.644	28.611	25.292	27.763	291.4	
8	1'41.631	22.491	27.755	24.077	27.308	303.4	8	1'45.812	23.715	28.965	25.346	27.786	281.5	
9	1'40.265	22.395	27.181	23.919	26.770	304.6	9	1'43.648	23.175	28.216	24.851	27.406	288.8	
10	1'40.297	22.377	27.201	23.884	26.835	305.2	10	1'42.918	22.987	28.120	24.575	27.236	295.9	
11	1'50.375 P	23.578	28.770	25.449	32.578	304.5	11	1'43.072	23.194	28.007	24.528	27.343	298.6	
Run # 3	Front Tyre	Wet-Medium	Rear Tyre	Wet-Soft			12	1'42.890	23.116	27.933	24.559	27.282	296.6	
		5 Laps at start				5 Laps at start	13	1'42.378	23.005	27.743	24.431	27.199	298.9	
12	10'54.346	23.665	27.940	27.590	27.072		14	1'42.210	22.932	27.621	24.398	27.259	293.8	
13	1'43.599	23.778	28.503	24.371	26.947	306.5	15	1'41.681	22.915	27.483	24.298	26.985	295.7	
14	1'39.912	22.358	27.022	23.816	26.716	307.1	16	1'41.664	22.869	27.385	24.338	27.072	299.7	
15	2'22.690 P	22.650	27.320	24.256	1'08.464	308.5	17	1'41.394	22.765	27.348	24.314	26.967	296.1	
5th	5	Johann ZARCO				YAMAHA	FRA							
		Monster Yamaha Tech 3												
		Runs=3	Total laps=19	Full laps=14										
Run #	1	Front Tyre	Wet-Medium	Rear Tyre	Wet-Soft		Run #	1	Front Tyre	Wet-Medium	Rear Tyre	Wet-Medium		
		New Tyre				New Tyre			New Tyre				New Tyre	
1	2'32.306	25.638	30.253	26.252	28.420		18	1'43.054	22.837	27.672	25.277	27.268	301.4	
2	1'44.670	23.735	28.315	25.124	27.496	283.2	19	1'41.285	22.742	27.265	24.273	27.005	299.2	
3	1'42.078	22.874	27.492	24.363	27.349	306.3	20	1'41.012	22.653	27.233	24.135	26.991	303.3	
4	1'50.266 P	22.732	27.360	26.372	33.802	307.0	21	1'40.442	22.460	27.112	24.009	26.861	305.0	
Run # 2	Front Tyre	Wet-Medium	Rear Tyre	Wet-Soft			22	1'48.846	23.488	30.456	26.334	28.568	305.3	
		4 Laps at start				4 Laps at start	23	1'40.581	22.622	27.163	23.992	26.804	302.7	
5	7'14.231	24.990	28.947	29.646	28.315		24	1'40.185	22.385	26.923	23.889	26.988	305.0	
6	1'44.369	23.498	28.114	25.108	27.649	295.4	7th	44	Poi ESPARGARO				KTM	SPA
7	1'43.867	23.689	28.076	24.780	27.322	282.0			Red Bull KTM Factory Racing					
8	1'40.862	22.474	27.263	24.253	26.872	306.4			Runs=3	Total laps=21	Full laps=16			
9	1'40.661	22.432	27.114	24.152	26.963	307.9	Run # 1	Front Tyre	Wet-Medium	Rear Tyre	Wet-Medium			
10	1'41.170	22.411	27.428	24.377	26.954	307.9			New Tyre				New Tyre	
11	1'40.574	22.482	27.012	24.095	26.985	307.9	1	2'04.258	24.421	30.588	26.891	28.999		
12	1'52.337 P	24.586	29.312	25.998	32.441	297.7	2	1'51.675 P	24.175	29.241	26.363	31.896	291.0	
Run # 3	Front Tyre	Wet-Medium	Rear Tyre	Wet-Soft			Run # 2	Front Tyre	Wet-Medium	Rear Tyre	Wet-Soft			
		12 Laps at start				12 Laps at start			2 Laps at start				New Tyre	
13	9'23.576	24.897	29.336	25.375	28.174		3	5'04.406	24.073	29.919	25.527	27.871		
14	1'42.411	23.005	27.731	24.547	27.128	305.4	4	1'43.218	23.098	27.985	24.800	27.335	302.7	
15	1'40.851	22.434	27.132	24.140	27.145	308.8	5	1'42.982	23.052	27.860	24.632	27.438	298.6	
16	1'40.362	22.441	27.022	24.046	26.853	308.3	6	1'41.991	22.890	27.458	24.374	27.269	302.3	
17	1'40.630	22.415	27.121	24.210	26.884	309.0	7	1'41.882	22.965	27.318	24.392	27.207	299.4	
18	1'40.370	22.487	27.003	24.044	26.836	310.0	8	1'41.474	22.769	27.171	24.452	27.082	304.2	
19	1'40.141	22.457	26.842	23.997	26.845	310.2	9	1'41.089	22.813	27.146	24.180	26.950	303.0	
							10	2'01.743 P	25.864	31.949	29.026	34.904	302.1	
Run # 3	Front Tyre	Wet-Medium	Rear Tyre	Wet-Soft			Run # 3	Front Tyre	Wet-Medium	Rear Tyre	Wet-Soft			
		10 Laps at start				8 Laps at start			10 Laps at start				8 Laps at start	
11	6'23.511	26.360	31.991	25.254	27.811		11	6'23.511	26.360	31.991	25.254	27.811		
12	1'50.924	24.954	31.848	26.086	28.036	304.9	12	1'50.924	24.954	31.848	26.086	28.036	304.9	
13	1'42.774	22.622	27.049	25.411	27.692	306.4	13	1'42.774	22.622	27.049	25.411	27.692	306.4	
14	1'40.648	22.626	26.916	24.042	27.064	305.9	14	1'40.648	22.626	26.916	24.042	27.064	305.9	

Fastest Lap: Danilo PETRUCCI Alma Pramac Racing ITA **1'39.712** 22.412 26.808 23.750 26.742

These data/results cannot be reproduced, stored and/or transmitted in whole or in part by any manner of electronic, mechanical, photocopying, recording, broadcasting or otherwise now known or herein after developed without the previous express consent by the copyright owner, except for reproduction in daily press and regular printed publications on sale to the public within 60 days of the event related to those data/results and always provided that copyright symbol appears together as follows below.
© DORNA, 2018

Official MotoGP Timing by TISSOT
www.motogp.com

Cheste, Saturday, November 17, 2018

Page 2 of 7



Free Practice Nr. 3

MotoGP

Lap	Lap Time	T1	T2	T3	T4	Speed	Lap	Lap Time	T1	T2	T3	T4	Speed								
15	1'51.108	27.851	30.683	25.334	27.240	305.3	10	1'41.095	22.400	27.488	23.941	27.266	301.3								
16	1'40.326	22.426	26.980	23.971	26.949	306.3	11	1'40.530	22.422	27.322	23.796	26.990	301.1								
17	1'54.423	27.177	31.137	28.019	28.090	307.1	10th 51 Michele PIRRO DUCATI ITA Ducati Team														
18	1'40.515	22.589	26.820	23.990	27.116	308.1	Runs=4 Total laps=12 Full laps=8														
19	1'40.275	22.517	26.922	23.966	26.870	308.2	Run # 1	Front Tyre	Wet-Soft	Rear Tyre	Wet-Medium	New Tyre									
20	1'48.249	22.697	26.917	28.682	29.953	307.6	31 Laps at start														
21	1'58.818	29.981	33.205	27.708	27.924	302.3	1	2'43.525	27.906	30.965	26.754	28.649									
8th 42 Alex RINS SUZUKI SPA Team SUZUKI ECSTAR							2	1'47.060	23.682	28.642	26.548	28.188	288.7								
Runs=3 Total laps=19 Full laps=13							3	1'53.603 P	24.823	29.408	26.376	32.996	265.8								
Run # 1	Front Tyre	Wet-Medium	Rear Tyre	Wet-Medium				Run # 2	Front Tyre	Wet-Soft	Rear Tyre	Wet-Medium									
6 Laps at start						New Tyre			New Tyre												
1	2'21.358	24.674	29.924	25.686	28.316								4	17'44.204	26.760	31.609	28.165	28.155			
2	1'44.216	23.306	27.933	25.316	27.661	304.6								5	1'43.709	23.324	28.206	24.722	27.457	288.3	
3	1'48.503 P	23.482	28.638	25.093	31.290	304.1								6	1'41.996	22.831	27.674	24.608	26.883	301.7	
Run # 2	Front Tyre	Wet-Medium	Rear Tyre	Wet-Soft				3 Laps at start													
9 Laps at start						6 Laps at start															
4	6'20.785	23.005	29.004	24.972	27.283								7	1'41.187	22.675	27.174	24.366	26.972	307.8		
5	1'42.265	22.980	27.505	24.604	27.176	303.7								8	1'40.586	22.521	27.142	24.079	26.844	308.9	
6	1'41.257	22.588	27.346	24.187	27.136	302.7								9	1'49.680 P	23.910	28.387	25.251	32.132	304.4	
7	1'41.667	22.700	27.576	24.346	27.045	303.0								Run # 3	Front Tyre	Wet-Medium	Rear Tyre	Wet-Soft			
8	1'41.258	22.543	27.390	24.127	27.198	304.2								New Tyre							
9	1'41.092	22.479	27.346	24.226	27.041	304.6								New Tyre							
10	1'47.975 P	22.557	27.348	24.185	33.885	303.8								unfinished 28.481							
Run # 3	Front Tyre	Wet-Medium	Rear Tyre	Wet-Soft				Run # 4					Front Tyre	Wet-Soft	Rear Tyre	Wet-Medium					
16 Laps at start						13 Laps at start			34 Laps at start							9 Laps at start					
11	9'50.766	27.144	28.968	27.126	27.357								10	1'47.018	23.135	28.857	25.669	29.357			
12	1'41.420	22.590	27.492	24.289	27.049	305.9								11	1'42.817	22.972	27.771	24.630	27.444	304.9	
13	1'40.850	22.351	27.426	24.092	26.981	307.4								11th 25 Maverick VIÑALES YAMAHA SPA Movistar Yamaha MotoGP							
14	1'40.854	22.580	27.324	24.130	26.820	305.3								Runs=2 Total laps=22 Full laps=19							
15	1'47.825	22.611	32.112	26.178	26.924	308.5								Run # 1	Front Tyre	Wet-Medium	Rear Tyre	Wet-Soft			
16	1'46.633	24.922	29.761	24.625	27.325	307.6								New Tyre							
17	1'40.417	22.328	27.223	23.964	26.902	306.0								New Tyre							
18	1'47.124	22.752	30.048	24.938	29.386	307.5								1	2'27.715	24.207	29.107	25.423	27.965		
19	2'59.224 P	22.478	27.192	309.9								2	1'43.357	23.180	27.999	24.692	27.486	290.9			
9th 41 Aleix ESPARGARO APRILIA SPA Aprilia Racing Team Gresini							3	1'46.760	24.163	29.648	25.275	27.674	304.9	4	1'43.138	23.118	28.091	24.648	27.281	300.5	
Runs=3 Total laps=12 Full laps=9							4	1'43.138	23.118	28.091	24.648	27.281	300.5	5	1'43.861	23.185	27.538	25.923	27.215	304.0	
Run # 1	Front Tyre	Wet-Medium	Rear Tyre	Wet-Soft				Run # 2					Front Tyre	Wet-Medium	Rear Tyre	Wet-Soft					
New Tyre						22 Laps at start			16 Laps at start							16 Laps at start					
1	2'27.838	25.433	31.057	26.302	28.994								6	1'43.290	22.909	27.576	24.469	28.336	299.4		
2	1'44.368	23.422	28.430	24.861	27.655	293.6								7	1'41.888	22.633	27.602	24.443	27.210	305.9	
3	1'42.985	22.928	28.099	24.477	27.481	307.1								8	1'41.237	22.654	27.324	24.266	26.993	307.4	
4	1'50.116 P	22.928	29.162	25.215	32.811	304.8								9	1'41.036	22.539	27.317	24.231	26.949	307.6	
Run # 2	Front Tyre	Wet-Medium	Rear Tyre	Wet-Soft				Run # 3					Front Tyre	Wet-Medium	Rear Tyre	Wet-Soft					
4 Laps at start						New Tyre			16 Laps at start							16 Laps at start					
5	21'41.518	27.377	30.283	25.248	27.648								10	1'40.886	22.530	27.289	24.143	26.924	308.1		
6	1'42.763	23.044	28.001	24.397	27.321	299.7								11	1'47.295	24.214	28.672	25.842	28.567	310.3	
unfinished	22.768	27.572	24.167	301.9								12	1'41.767	22.881	27.444	24.225	27.217	301.4			
Run # 3	Front Tyre	Wet-Soft	Rear Tyre	Wet-Soft				Run # 2					Front Tyre	Wet-Medium	Rear Tyre	Wet-Soft					
New Tyre						New Tyre			16 Laps at start							16 Laps at start					
7	1'51.103	24.931	31.026	26.228	28.918								13	1'41.850	22.586	27.382	24.513	27.369	309.2		
8	1'43.854	23.144	28.666	24.547	27.497	300.9								14	1'40.869	22.525	27.102	24.098	27.144	305.4	
9	1'41.611	22.557	27.853	24.057	27.144	301.3								15	1'40.647	22.483	27.167	23.994	27.003	309.5	
														16	1'49.189 P	24.425	28.251	24.784	31.729	309.7	
														Run # 2	Front Tyre	Wet-Medium	Rear Tyre	Wet-Soft			
														16 Laps at start					16 Laps at start		
														17	9'33.480	23.836	28.263	24.572	27.539		
														18	1'41.257	22.629	27.428	24.140	27.060	310.6	
														19	1'41.216	22.578	27.383	24.157	27.098	310.0	
														20	1'40.937	22.557	27.151	24.088	27.141	309.9	
														21	1'43.176	23.401	28.339	24.096	27.340	310.6	
														22	1'40.915	22.503	27.201	24.141	27.070	309.7	

Fastest Lap: Danilo PETRUCCI Alma Pramac Racing ITA 1'39.712 22.412 26.808 23.750 26.742

These data/results cannot be reproduced, stored and/or transmitted in whole or in part by any manner of electronic, mechanical, photocopying, recording, broadcasting or otherwise now known or herein after developed without the previous express consent by the copyright owner, except for reproduction in daily press and regular printed publications on sale to the public within 60 days of the event related to those data/results and always provided that copyright symbol appears together as follows below.
© DORNA, 2018

Official MotoGP Timing by TISSOT
www.motogp.com

Cheste, Saturday, November 17, 2018

Page 3 of 7



Free Practice Nr. 3

MotoGP

Lap	Lap Time	T1	T2	T3	T4	Speed	Lap	Lap Time	T1	T2	T3	T4	Speed	
12th	21	Franco MORBIDELLI HONDA ITA EG 0,0 Marc VDS						17	1'41.052	22.714	27.224	24.103	27.011	305.9
							18	1'40.750	22.640	27.050	24.061	26.999	308.5	
							19	2'08.967	22.769	27.113	43.012	36.073	305.3	
		Runs=3		Total laps=21		Full laps=16								
Run #	1	Front Tyre	Wet-Medium	Rear Tyre	Wet-Medium									
		7 Laps at start		New Tyre										
1	2'07.817	27.972	31.927	27.551	29.620									
2	1'52.789	P 24.990	30.027	26.431	31.341	285.9								
14th	6	Stefan BRADL HONDA GER LCR Honda CASTROL												
		Runs=3		Total laps=22		Full laps=17								
Run #	1	Front Tyre	Wet-Soft	Rear Tyre	Wet-Soft									
		17 Laps at start		17 Laps at start										
1	2'08.669	25.417	30.670	26.282	28.662									
2	1'49.284	24.684	29.635	26.363	28.602	272.6								
3	1'45.964	24.133	28.849	25.131	27.851	276.0								
4	1'45.101	23.755	28.546	25.128	27.672	288.9								
5	1'43.868	23.448	28.071	24.793	27.556	294.5								
6	1'43.517	23.299	28.023	24.669	27.526	294.5								
7	1'43.323	23.146	28.143	24.545	27.489	301.0								
8	1'50.113	P 24.346	28.375	24.878	32.514	283.1								
Run #	2	Front Tyre	Wet-Medium	Rear Tyre	Wet-Soft									
		New Tyre		25 Laps at start										
9	7'57.882	26.538	29.411	25.185	27.809									
10	1'43.425	23.301	28.147	24.637	27.340	294.8								
11	1'42.418	22.913	27.759	24.589	27.157	298.6								
12	1'42.121	23.032	27.716	24.315	27.058	302.6								
13	1'45.533	P 22.911	27.480	24.214	30.928	299.0								
Run #	3	Front Tyre	Wet-Medium	Rear Tyre	Wet-Soft									
		5 Laps at start		New Tyre										
14	3'36.578	26.539	29.027	25.239	27.992									
15	1'43.406	23.371	28.173	24.510	27.352	298.5								
16	1'41.317	22.995	27.391	24.032	26.899	299.0								
17	1'40.806	22.665	27.269	24.010	26.862	305.3								
18	1'41.713	22.736	27.332	24.382	27.263	306.7								
19	1'44.410	24.147	28.197	24.552	27.514	301.0								
20	1'41.884	23.067	27.356	24.287	27.174	298.9								
21	1'45.479	23.051	27.402	27.325	27.701	300.9								
22	1'42.071	23.078	27.399	24.403	27.191	296.7								
13th	46	Valentino ROSSI YAMAHA ITA Movistar Yamaha MotoGP												
		Runs=2		Total laps=20		Full laps=19								
Run #	1	Front Tyre	Wet-Medium	Rear Tyre	Wet-Soft									
		16 Laps at start		5 Laps at start										
1	1'56.984	24.733	29.498	25.425	27.934									
2	1'43.678	23.281	28.120	24.776	27.501	300.3								
3	1'42.600	23.013	27.677	24.657	27.253	300.6								
4	1'41.889	22.983	27.379	24.353	27.174	301.7								
5	1'41.569	22.807	27.271	24.404	27.087	302.3								
6	1'41.348	22.781	27.077	24.430	27.060	300.7								
	unfinished	22.584			304.0									
Run #	2	Front Tyre	Wet-Medium	Rear Tyre	Wet-Soft									
		New Tyre		New Tyre										
7	1'50.079	27.645	29.475	25.385	27.574									
8	1'42.509	23.099	27.847	24.422	27.141	298.2								
9	1'42.080	22.805	27.632	24.600	27.043	303.7								
10	1'42.706	23.159	27.742	24.500	27.305	302.2								
11	1'40.915	22.689	27.155	24.069	27.002	301.8								
12	1'41.465	22.844	27.209	24.194	27.218	304.4								
13	1'46.636	25.728	28.933	24.721	27.254	303.7								
14	1'41.340	22.759	27.209	24.197	27.175	304.1								
15	1'40.809	22.607	27.044	24.157	27.001	305.9								
16	1'58.410	26.144	32.743	31.552	27.971	306.5								
15th	29	Andrea IANNONE SUZUKI ITA Team SUZUKI ECSTAR												
		Runs=4		Total laps=15		Full laps=10								
Run #	1	Front Tyre	Wet-Medium	Rear Tyre	Wet-Medium									
		New Tyre		New Tyre										
1	3'10.954	27.579	30.897	27.149	29.046									
2	1'52.558	P 24.062	29.134	27.375	31.987	299.0								
Run #	2	Front Tyre	Wet-Soft	Rear Tyre	Wet-Soft									
		New Tyre		New Tyre										
3	7'16.431	23.868	29.258	25.657	28.023									
4	1'42.801	23.240	27.836	24.640	27.085	301.9								
5	1'41.070	22.894	27.264	24.231	26.681	309.2								
6	1'41.066	22.738	27.232	24.271	26.825	302.3								
7	1'40.871	22.782	27.134	24.142	26.813	304.2								
8	1'52.591	P 25.755	29.443	25.702	31.691	302.3								
Run #	3	Front Tyre	Wet-Medium	Rear Tyre	Wet-Soft									
		2 Laps at start		6 Laps at start										
	unfinished	27.056												

Fastest Lap: Danilo PETRUCCI Alma Pramac Racing ITA **1'39.712** 22.412 26.808 23.750 26.742

These data/results cannot be reproduced, stored and/or transmitted in whole or in part by any manner of electronic, mechanical, photocopying, recording, broadcasting or otherwise now known or herein after developed without the previous express consent by the copyright owner, except for reproduction in daily press and regular printed publications on sale to the public within 60 days of the event related to those data/results and always provided that copyright symbol appears together as follows below.
© DORNA, 2018



Free Practice Nr. 3

MotoGP

Lap	Lap Time	T1	T2	T3	T4	Speed	Lap	Lap Time	T1	T2	T3	T4	Speed	
Run # 4	Front Tyre	Wet-Soft		Rear Tyre	Wet-Soft		11	1'52.121	P	24.377	28.766	25.970	33.008	298.4
6 Laps at start						New Tyre	Run # 3	Front Tyre	Wet-Medium		Rear Tyre	Wet-Soft		
9	2'01.545	28.717	31.194	29.398	32.236		3 Laps at start						12 Laps at start	
10	1'48.725	24.110	31.064	25.926	27.625		12	9'10.986	26.595	30.466	25.461	27.510		
11	1'41.156	22.725	27.249	24.232	26.950		13	1'42.550	23.097	27.885	24.564	27.004	302.2	
12	1'40.961	22.560	27.224	24.335	26.842		14	1'45.484	25.493	27.917	24.489	27.585	310.0	
13	1'40.936	22.666	27.114	24.174	26.982		15	1'41.247	22.643	27.542	24.312	26.750	305.7	
14	1'58.219	P	24.566	31.853	28.142		16	1'41.026	22.632	27.375	24.145	26.874	306.8	
						33.658	17	1'46.138	24.639	28.039	25.746	27.714		309.5

16th **19** **Alvaro BAUTISTA** DUCATI SPA
Angel Nieto Team

Runs=3 Total laps=20 Full laps=15

Run #	1	Front Tyre	Wet-Soft	Rear Tyre	Wet-Soft
28 Laps at start					
1	2'14.026	25.015	30.427	25.912	28.221
2	1'46.008	23.649	28.758	25.725	27.876
3	1'44.946	23.764	28.366	25.154	27.662
4	1'49.979	P	23.910	28.256	25.291

Run #	2	Front Tyre	Wet-Soft	Rear Tyre	Wet-Soft
32 Laps at start					
5	6'59.824	27.650	30.790	25.805	28.099
6	1'44.334	23.571	28.445	24.863	27.455
7	1'42.706	23.056	27.771	24.528	27.351
8	1'42.281	22.916	27.776	24.442	27.147
9	1'41.747	22.753	27.635	24.382	26.977
10	1'42.210	22.981	27.739	24.390	27.100
11	1'42.375	23.213	27.636	24.286	27.240
12	1'42.167	22.939	27.715	24.399	27.114
13	1'50.388	P	23.384	28.891	25.519

Run #	3	Front Tyre	Wet-Soft	Rear Tyre	Wet-Soft
New Tyre					
9 Laps at start					
14	6'52.030	24.237	29.396	25.202	27.981
15	1'42.549	23.248	27.806	24.341	27.154
16	1'41.499	22.712	27.467	24.264	27.056
17	1'41.312	22.654	27.568	24.200	26.890
18	1'41.796	22.814	27.594	24.182	27.206
19	1'41.312	22.929	27.333	24.071	26.979
20	1'40.900	22.801	27.176	23.997	26.926

17th **99** **Jorge LORENZO** DUCATI SPA
Ducati Team

Runs=3 Total laps=17 Full laps=12

Run #	1	Front Tyre	Wet-Medium	Rear Tyre	Wet-Soft
New Tyre					
1 Laps at start					
1	2'42.074	25.526	30.779	26.564	28.864
2	1'47.737	24.468	29.032	25.887	28.350
3	1'56.982	P	25.716	30.257	27.221

Run #	2	Front Tyre	Wet-Soft	Rear Tyre	Wet-Soft
28 Laps at start					
4 Laps at start					
4	9'37.412	24.849	29.502	26.102	28.216
5	1'44.943	23.617	28.646	25.182	27.498
6	1'44.232	23.105	28.270	25.024	27.833
7	1'43.821	23.182	28.190	24.932	27.517
8	1'43.131	22.850	28.108	24.925	27.248
9	1'41.941	22.633	27.828	24.366	27.114
10	1'41.363	22.508	27.586	24.251	27.018

18th **45** **Scott REDDING** APRILIA GBR
Aprilia Racing Team Gresini

Runs=4 Total laps=17 Full laps=11

Run #	1	Front Tyre	Wet-Medium	Rear Tyre	Wet-Medium
6 Laps at start					
New Tyre					
1	3'26.869	P	25.507	31.084	26.520

Run #	2	Front Tyre	Wet-Medium	Rear Tyre	Wet-Soft
7 Laps at start					
6 Laps at start					
2	4'20.823	24.397	29.532	26.213	28.778
3	1'42.917	23.239	27.835	24.479	27.364
4	1'42.203	22.936	27.489	24.388	27.390
5	1'41.793	22.891	27.395	24.370	27.137
6	1'41.647	22.879	27.241	24.309	27.218
7	1'46.092	P	22.812	27.610	24.387

Run #	3	Front Tyre	Wet-Medium	Rear Tyre	Wet-Soft
13 Laps at start					
12 Laps at start					
8	9'25.983	24.134	29.295	26.883	29.636
9	1'50.592	22.994	27.643	26.716	33.239
10	1'41.956	22.754	27.410	24.379	27.413
11	1'48.328	P	22.840	27.497	24.413

Run #	4	Front Tyre	Wet-Medium	Rear Tyre	Wet-Soft
17 Laps at start					
16 Laps at start					
12	5'31.233	24.541	28.903	25.339	27.758
13	1'44.777	23.103	27.584	25.287	28.803
14	1'47.643	22.826	27.510	29.958	27.349
15	1'43.775	22.808	28.670	25.021	27.276
16	1'41.357	22.705	27.256	24.203	27.193
17	1'41.551	22.706	27.192	24.308	27.345

19th **38** **Bradley SMITH** KTM GBR
Red Bull KTM Factory Racing

Runs=2 Total laps=22 Full laps=19

Run #	1	Front Tyre	Wet-Medium	Rear Tyre	Wet-Medium
New Tyre					
New Tyre					
1	2'49.308	26.048	31.600	26.751	29.468
2	1'49.061	25.029	29.430	25.966	28.636
3	1'47.832	24.717	29.072	25.559	28.484
4	1'47.281	24.456	28.987	25.646	28.192
5	1'47.707	23.793	29.138	26.018	28.758
6	1'46.605	24.125	28.842	25.340	28.298
7	1'45.176	23.631	28.465	25.110	27.970
8	1'44.389	23.518	28.228	24.797	27.846
9	1'43.980	23.574	28.075	24.672	27.659
10	1'43.627	23.259	28.016	24.713	27.639
11	1'52.690	P	25.560	29.230	25.762

Fastest Lap: Danilo PETRUCCI Alma Pramac Racing ITA **1'39.712** 22.412 26.808 23.750 26.742

These data/results cannot be reproduced, stored and/or transmitted in whole or in part by any manner of electronic, mechanical, photocopying, recording, broadcasting or otherwise now known or herein after developed without the previous express consent by the copyright owner, except for reproduction in daily press and regular printed publications on sale to the public within 60 days of the event related to those data/results and always provided that copyright symbol appears together as follows below.
© DORNA, 2018

Official MotoGP Timing by TISSOT
www.motogp.com

Cheste, Saturday, November 17, 2018

Page 5 of 7



Free Practice Nr. 3

MotoGP

Lap	Lap Time	T1	T2	T3	T4	Speed	Lap	Lap Time	T1	T2	T3	T4	Speed	
Run # 2	Front Tyre	Wet-Medium	Rear Tyre	Wet-Soft										
11 Laps at start						New Tyre								
12	8'17.456	25.026	31.697	25.735	28.499		9	1'41.872	22.878	27.370	24.537	27.087	305.6	
13	1'46.336	23.812	28.901	25.626	27.997	291.8	10	1'43.713	22.611	27.766	26.056	27.280	305.6	
14	1'43.862	23.541	28.143	24.552	27.626	302.1	11	1'41.896	22.810	27.468	24.371	27.247	305.9	
15	1'42.921	23.177	27.700	24.461	27.583	299.2	12	1'55.061	P 25.720	29.665	25.898	33.778	305.9	
16	1'42.202	23.054	27.529	24.259	27.360	303.4	Run # 2	Front Tyre	Wet-Medium	Rear Tyre	Wet-Soft			
17	1'41.694	22.934	27.322	24.172	27.266	301.5	12 Laps at start						17 Laps at start	
18	1'41.488	22.914	27.211	24.005	27.358	304.6	13	13'01.210	33.924	30.671	26.367	28.413		
19	1'54.813	24.976	30.794	30.896	28.147	304.9	14	1'43.356	23.157	27.866	24.677	27.656	304.0	
20	1'41.362	22.973	27.270	24.059	27.060	296.7	15	1'43.478	23.335	27.757	24.915	27.471	305.4	
21	1'41.385	22.756	27.537	24.035	27.057	306.1	16	1'42.349	22.854	27.489	24.413	27.593	307.2	
22	1'41.463	22.724	27.241	24.299	27.199	312.1	17	1'51.855	22.960	31.039	29.659	28.197	304.0	
							18	1'41.911	22.899	27.400	24.349	27.263	305.0	
							19	1'49.820	25.487	31.469	25.199	27.665	307.6	

20th 17 Karel ABRAHAM DUCATI CZE
Angel Nieto Team
Runs=3 Total laps=19 Full laps=14

Run #	1	Front Tyre	Wet-Medium	Rear Tyre	Wet-Soft	Speed
New Tyre						25 Laps at start
1	2'09.983	26.213	30.496	26.037	28.604	
2	1'48.792	23.912	29.448	26.335	29.097	279.9
3	1'45.666	24.092	28.604	25.132	27.838	274.2
4	1'45.194	23.943	28.513	24.935	27.803	282.9
5	1'43.901	23.593	28.063	24.825	27.420	282.2
6	1'43.466	23.267	27.925	24.717	27.557	293.4
7	1'52.865	P 23.879	28.994	27.514	32.478	290.5
Run # 2	Front Tyre	Wet-Soft	Rear Tyre	Wet-Soft		
25 Laps at start						New Tyre
8	8'32.716	27.157	31.381	26.815	28.587	
9	1'45.167	23.679	28.323	25.108	28.057	294.3
10	1'44.287	23.825	27.732	25.181	27.549	290.1
11	1'43.963	23.512	28.049	24.845	27.557	289.8
12	1'50.061	P 23.486	28.544	25.679	32.352	295.0
Run # 3	Front Tyre	Wet-Medium	Rear Tyre	Wet-Soft		
7 Laps at start						5 Laps at start
13	6'49.642	27.970	31.015	26.222	32.484	
14	1'42.845	23.440	27.791	24.498	27.116	290.8
15	1'41.831	22.843	27.501	24.361	27.126	304.0
16	1'41.813	22.887	27.457	24.370	27.099	307.4
17	1'41.902	22.880	27.541	24.310	27.171	304.2
18	2'07.253	22.997	27.214	38.612	38.430	303.3
19	1'42.431	23.092	27.554	24.515	27.270	302.7

21st 55 Hafiz SYAHRIN YAMAHA MAL
Monster Yamaha Tech 3
Runs=2 Total laps=19 Full laps=16

Run #	1	Front Tyre	Wet-Medium	Rear Tyre	Wet-Soft	Speed
New Tyre						5 Laps at start
1	2'40.780	29.949	31.603	27.190	29.559	
2	1'46.521	24.225	28.962	25.443	27.891	282.4
3	1'43.841	23.351	28.037	24.945	27.508	297.9
4	1'42.737	23.087	27.713	24.598	27.339	308.3
5	1'42.402	23.075	27.648	24.557	27.122	298.9
6	1'41.832	22.744	27.593	24.399	27.096	304.0
7	1'42.263	22.917	27.568	24.589	27.189	300.0
8	1'45.915	24.204	28.558	25.709	27.444	302.9

22nd 30 Takaaki NAKAGAMI HONDA JPN
LCR Honda IDEMITSU
Runs=2 Total laps=23 Full laps=20

Run #	1	Front Tyre	Wet-Soft	Rear Tyre	Wet-Soft	Speed
New Tyre						9 Laps at start
1	2'17.883	26.969	30.474	26.270	28.217	
2	1'45.713	24.434	28.572	24.901	27.806	256.2
3	1'44.224	23.517	28.211	24.817	27.679	294.7
4	1'44.252	23.620	28.103	25.131	27.398	287.3
5	1'43.150	23.284	27.740	24.635	27.491	295.8
6	1'46.349	25.915	28.444	24.776	27.214	284.2
7	1'42.655	23.002	27.807	24.762	27.084	300.3
8	1'42.513	22.920	27.670	24.598	27.325	301.3
9	1'53.773	P 24.338	31.557	25.671	32.207	299.0
Run # 2	Front Tyre	Wet-Medium	Rear Tyre	Wet-Soft		
New Tyre						18 Laps at start
10	7'32.305	26.111	30.400	26.589	28.110	
11	1'44.237	23.874	28.127	24.842	27.394	279.9
12	1'42.413	22.869	27.806	24.496	27.242	303.1
13	1'42.170	22.905	27.692	24.418	27.155	301.8
14	1'43.046	23.282	27.776	24.618	27.370	304.1
15	1'42.110	22.883	27.509	24.414	27.304	304.0
16	1'46.980	23.015	30.756	25.475	27.734	304.5
17	1'42.097	22.874	27.599	24.399	27.225	303.7
18	1'42.108	22.972	27.524	24.349	27.263	304.0
19	1'41.992	22.830	27.520	24.303	27.339	304.2
20	1'52.118	22.861	28.044	30.670	30.543	303.7
21	1'42.587	23.127	27.711	24.460	27.289	297.7
22	1'41.993	22.871	27.474	24.399	27.249	305.2
23	1'42.399	22.931	27.557	24.729	27.182	303.8

23rd 12 Thomas LUTHI HONDA SWI
EG 0,0 Marc VDS
Runs=3 Total laps=19 Full laps=13

Run #	1	Front Tyre	Wet-Medium	Rear Tyre	Wet-Medium	Speed
New Tyre						New Tyre
1	2'30.916	26.927	32.108	27.451	29.844	
2	1'47.114	24.059	29.143	25.663	28.249	296.6
3	1'53.411	P 23.628	28.369	27.977	33.437	294.1
Run # 2	Front Tyre	Wet-Soft	Rear Tyre	Wet-Soft		
New Tyre						New Tyre
4	8'26.566	25.974	32.247	29.172	35.293	

Fastest Lap: Danilo PETRUCCI Alma Pramac Racing ITA 1'39.712 22.412 26.808 23.750 26.742

These data/results cannot be reproduced, stored and/or transmitted in whole or in part by any manner of electronic, mechanical, photocopying, recording, broadcasting or otherwise now known or herein after developed without the previous express consent by the copyright owner, except for reproduction in daily press and regular printed publications on sale to the public within 60 days of the event related to those data/results and always provided that copyright symbol appears together as follows below.
© DORNA, 2018



Free Practice Nr. 3

MotoGP

Lap	Lap Time	T1	T2	T3	T4	Speed	Lap	Lap Time	T1	T2	T3	T4	Speed
5	1'51.510	26.790	29.654	26.949	28.117	285.2							
6	1'47.153	23.429	29.093	25.586	29.045	296.8							
7	1'44.294	23.333	28.349	24.849	27.763	297.6							
8	1'45.447	23.693	28.186	24.833	28.735	294.7							
9	1'44.178	23.368	28.230	24.903	27.677	298.2							
10	1'43.190	23.387	27.846	24.547	27.410	297.9							
11	1'42.532	22.982	27.682	24.436	27.432	301.4							
12	1'42.477	22.962	27.669	24.449	27.397	301.7							
13	1'44.259	23.136	27.643	24.688	28.792	299.8							
14	1'59.031 P	25.823	31.424	28.611	33.173	275.5							

Run # 3 Front Tyre Wet-Medium Rear Tyre Wet-Soft
3 Laps at start 11 Laps at start

15	6'27.872	25.060	29.513	25.526	27.880								
16	1'43.068	23.096	27.912	24.526	27.534	303.1							
17	1'42.127	22.692	27.727	24.378	27.330	304.6							
18	1'43.659 *	22.762	27.542	24.367	28.988 *	304.1							
19	1'42.040	22.729	27.496	24.174	27.641	303.7							

24th 81 **Jordi TORRES** DUCATI SPA
Reale Avintia Racing

Runs=2 Total laps=19 Full laps=16

Run # 1 Front Tyre Wet-Soft Rear Tyre Wet-Medium
32 Laps at start New Tyre

1	3'54.558	30.852	34.858	29.732	34.287								
2	2'10.419	29.839	34.151	28.491	37.938	229.2							
3	1'56.735	26.756	32.392	27.434	30.153	249.5							
4	1'59.337 P	25.168	30.354	27.317	36.498	273.1							

Run # 2 Front Tyre Wet-Medium Rear Tyre Wet-Soft
New Tyre 2 Laps at start

5	11'11.421	31.040	32.849	28.440	31.518								
6	1'59.309	25.239	31.304	27.893	34.873	276.8							
7	1'49.640	24.803	29.628	26.106	29.103	276.8							
8	1'47.531	24.177	28.883	25.546	28.925	292.5							
9	1'46.837	24.117	28.583	25.372	28.765	287.6							
10	1'46.814	24.237	28.535	25.382	28.660	283.3							
11	1'45.730	23.755	28.435	25.249	28.291	288.4							
12	1'45.679	23.696	28.427	25.297	28.259	294.7							
13	1'44.816	23.729	28.090	24.977	28.020	290.9							
14	1'44.701	23.660	28.017	24.889	28.135	290.8							
15	1'51.433	23.621	28.316	29.921	29.575	295.5							
16	1'46.454	23.607	29.465	25.242	28.140	296.2							
17	1'45.078	23.241	28.022	25.845	27.970	296.2							
18	1'43.439	23.216	27.704	24.546	27.973	298.2							
19	1'49.823	23.430	28.203	26.133	32.057	299.3							

Fastest Lap: Danilo PETRUCCI Alma Pramac Racing ITA 1'39.712 22.412 26.808 23.750 26.742

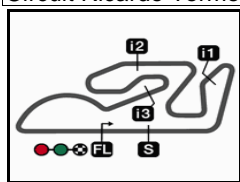
These data/results cannot be reproduced, stored and/or transmitted in whole or in part by any manner of electronic, mechanical, photocopying, recording, broadcasting or otherwise now known or herein after developed without the previous express consent by the copyright owner, except for reproduction in daily press and regular printed publications on sale to the public within 60 days of the event related to those data/results and always provided that copyright symbol appears together as follows below.
© DORNA, 2018

Official MotoGP Timing by TISSOT
www.motogp.com

Cheste, Saturday, November 17, 2018

Page 7 of 7





4005 m.

GRAN PREMIO MOTUL DE LA COMUNITAT VALENCIANA

Free Practice Nr. 3

Best Partial Times

MotoGP™

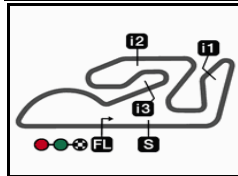
IT Ideal Lap Time, sum of the best partial times

BT Best Lap Time

T1		T2		T3		T4				IT	BT	
Pos	Rider	Time	Rider	Time	Rider	Time	Rider	Time	Pos	Rider	IT	BT
1	M.MARQUEZ	22.170	D.PETRUCCI	26.808	M.MARQUEZ	23.667	A.IANNONE	26.681	1	M.MARQUEZ	1'39.637	1'39.826 (3)
2	A.DOVIZIOSO	22.278	P.ESPARGARO	26.820	D.PETRUCCI	23.750	A.DOVIZIOSO	26.687	2	D.PETRUCCI	1'39.666	1'39.712 (1)
3	A.RINS	22.328	J.ZARCO	26.842	A.ESPARGARO	23.796	D.PETRUCCI	26.698	3	A.DOVIZIOSO	1'39.768	1'39.800 (2)
4	J.MILLER	22.358	D.PEDROSA	26.923	A.DOVIZIOSO	23.804	M.MARQUEZ	26.713	4	J.MILLER	1'39.912	1'39.912 (4)
5	D.PEDROSA	22.385	A.DOVIZIOSO	26.999	J.MILLER	23.816	J.MILLER	26.716	5	D.PEDROSA	1'40.001	1'40.185 (6)
6	A.ESPARGARO	22.400	J.MILLER	27.022	D.PEDROSA	23.889	J.LORENZO	26.750	6	P.ESPARGAR	1'40.082	1'40.275 (7)
7	D.PETRUCCI	22.410	V.ROSSI	27.044	A.RINS	23.964	D.PEDROSA	26.804	7	J.ZARCO	1'40.086	1'40.141 (5)
8	J.ZARCO	22.411	M.MARQUEZ	27.087	P.ESPARGARO	23.966	A.RINS	26.820	8	A.RINS	1'40.304	1'40.417 (8)
9	F.MORBIDELLI	22.424	M.VIÑALES	27.102	F.MORBIDELLI	23.972	J.ZARCO	26.836	9	A.IANNONE	1'40.497	1'40.871 (15)
10	P.ESPARGARO	22.426	A.IANNONE	27.114	M.VIÑALES	23.994	M.PIRRO	26.844	10	M.VIÑALES	1'40.503	1'40.647 (11)
11	M.VIÑALES	22.483	M.PIRRO	27.142	J.ZARCO	23.997	S.BRADL	26.862	11	A.ESPARGAR	1'40.508	1'40.530 (9)
12	J.LORENZO	22.508	A.BAUTISTA	27.176	A.BAUTISTA	23.997	P.ESPARGARO	26.870	12	M.PIRRO	1'40.586	1'40.586 (10)
13	M.PIRRO	22.521	A.RINS	27.192	B.SMITH	24.005	A.BAUTISTA	26.890	13	F.MORBIDELLI	1'40.644	1'40.675 (12)
14	A.IANNONE	22.560	S.REDDING	27.192	S.BRADL	24.010	M.VIÑALES	26.924	14	V.ROSSI	1'40.688	1'40.750 (13)
15	V.ROSSI	22.584	B.SMITH	27.211	V.ROSSI	24.061	A.ESPARGARO	26.990	15	A.BAUTISTA	1'40.717	1'40.900 (16)
16	H.SYHRIN	22.611	K.ABRAHAM	27.214	M.PIRRO	24.079	V.ROSSI	26.999	16	J.LORENZO	1'40.778	1'41.026 (17)
17	A.BAUTISTA	22.654	F.MORBIDELLI	27.220	A.IANNONE	24.142	F.MORBIDELLI	27.028	17	S.BRADL	1'40.806	1'40.806 (14)
18	S.BRADL	22.665	S.BRADL	27.269	J.LORENZO	24.145	B.SMITH	27.057	18	B.SMITH	1'40.997	1'41.362 (19)
19	T.LUTHI	22.692	A.ESPARGARO	27.322	T.LUTHI	24.174	T.NAKAGAMI	27.084	19	S.REDDING	1'41.237	1'41.357 (18)
20	S.REDDING	22.705	H.SYHRIN	27.370	S.REDDING	24.203	H.SYHRIN	27.087	20	H.SYHRIN	1'41.417	1'41.832 (21)
21	B.SMITH	22.724	J.LORENZO	27.375	T.NAKAGAMI	24.303	K.ABRAHAM	27.099	21	K.ABRAHAM	1'41.466	1'41.813 (20)
22	T.NAKAGAMI	22.830	T.NAKAGAMI	27.474	K.ABRAHAM	24.310	S.REDDING	27.137	22	T.NAKAGAMI	1'41.691	1'41.992 (22)
23	K.ABRAHAM	22.843	T.LUTHI	27.496	H.SYHRIN	24.349	T.LUTHI	27.330	23	T.LUTHI	1'41.692	1'42.040 (23)
24	J.TORRES	23.216	J.TORRES	27.704	J.TORRES	24.546	J.TORRES	27.970	24	J.TORRES	1'43.436	1'43.439 (24)

These data/results cannot be reproduced, stored and/or transmitted in whole or in part by any manner of electronic, mechanical, photocopying, recording, broadcasting or otherwise now known or herein after developed without the previous express consent by the copyright owner, except for reproduction in daily press and regular printed publications on sale to the public within 60 days of the event related to those data/results and always provided that copyright symbol appears together as follows below.
© DORNA, 2018






4005 m.

MotoGP™

GRAN PREMIO MOTUL DE LA COMUNITAT VALENCIANA

Free Practice Nr. 3

Fastest Laps Sequence

<i>Practice Time</i>	 <i>Rider</i>	<i>Nation</i>	<i>Motorcycle</i>	<i>Time</i>	<i>Km/h</i>	<i>Rider's Lap</i>
3'40.662	46 Valentino ROSSI	ITA	YAMAHA	1'43.678	139.0	2
4'11.072	25 Maverick VIÑALES	SPA	YAMAHA	1'43.357	139.4	2
4'11.436	9 Danilo PETRUCCI	ITA	DUCATI	1'42.904	140.1	2
5'23.262	46 Valentino ROSSI	ITA	YAMAHA	1'42.600	140.5	3
5'53.729	9 Danilo PETRUCCI	ITA	DUCATI	1'42.293	140.9	3
5'59.054	5 Johann ZARCO	FRA	YAMAHA	1'42.078	141.2	3
6'04.525	93 Marc MARQUEZ	SPA	HONDA	1'42.037	141.3	3
7'05.151	46 Valentino ROSSI	ITA	YAMAHA	1'41.889	141.5	4
8'46.720	46 Valentino ROSSI	ITA	YAMAHA	1'41.569	141.9	5
9'03.335	4 Andrea DOVIZIOSO	ITA	DUCATI	1'41.055	142.6	5
12'51.299	93 Marc MARQUEZ	SPA	HONDA	1'40.871	142.9	7
16'13.131	93 Marc MARQUEZ	SPA	HONDA	1'40.427	143.5	9
17'53.217	93 Marc MARQUEZ	SPA	HONDA	1'40.086	144.0	10
27'10.309	9 Danilo PETRUCCI	ITA	DUCATI	1'40.032	144.1	11
31'29.875	4 Andrea DOVIZIOSO	ITA	DUCATI	1'39.879	144.3	13
33'09.675	4 Andrea DOVIZIOSO	ITA	DUCATI	1'39.800	144.4	14
42'44.256	9 Danilo PETRUCCI	ITA	DUCATI	1'39.712	144.5	18

These data/results cannot be reproduced, stored and/or transmitted in whole or in part by any manner of electronic, mechanical, photocopying, recording, broadcasting or otherwise now known or herein after developed without the previous express consent by the copyright owner, except for reproduction in daily press and regular printed publications on sale to the public within 60 days of the event related to those data/results and always provided that copyright symbol appears together as follows below.

© DORNA, 2018

Official MotoGP Timing by TISSOT
www.motogp.com

Cheste, Saturday, November 17, 2018

