


5513 m.

## RED BULL GRAND PRIX OF THE AMERICAS

## Race

Classification after 20 laps = 110.26 km

29

Pos		Rider	Nation	Team	Motorcycle	Total Time	Km/h	Gap
1	25	42 Alex RINS	SPA	Team SUZUKI ECSTAR	SUZUKI	41'45.499	158.4	
2	20	46 Valentino ROSSI	ITA	Monster Energy Yamaha Moto	YAMAHA	41'45.961	158.3	0.462
3	16	43 Jack MILLER	AUS	Pramac Racing	DUCATI	41'53.953	157.8	8.454
4	13	4 Andrea DOVIZIOSO	ITA	Mission Winnow Ducati	DUCATI	41'54.919	157.8	9.420
5	11	21 Franco MORBIDELLI	ITA	Petronas Yamaha SRT	YAMAHA	42'03.520	157.2	18.021
6	10	9 Danilo PETRUCCI	ITA	Mission Winnow Ducati	DUCATI	42'06.975	157.0	21.476
7	9	20 Fabio QUARTARARO	FRA	Petronas Yamaha SRT	YAMAHA	42'11.610	156.7	26.111
8	8	44 Pol ESPARGARO	SPA	Red Bull KTM Factory Racing	KTM	42'15.242	156.5	29.743
9	7	63 Francesco BAGNAIA	ITA	Pramac Racing	DUCATI	42'16.107	156.5	30.608
10	6	30 Takaaki NAKAGAMI	JPN	LCR Honda IDEMITSU	HONDA	42'16.510	156.4	31.011
11	5	12 Maverick VIÑALES	SPA	Monster Energy Yamaha Moto	YAMAHA	42'19.576	156.3	34.077
12	4	29 Andrea IANNONE	ITA	Aprilia Racing Team Gresini	APRILIA	42'20.278	156.2	34.779
13	3	5 Johann ZARCO	FRA	Red Bull KTM Factory Racing	KTM	42'27.957	155.7	42.458
14	2	88 Miguel OLIVEIRA	POR	Red Bull KTM Tech 3	KTM	42'29.771	155.6	44.272
15	1	53 Tito RABAT	SPA	Reale Avintia Racing	DUCATI	42'30.122	155.6	44.623
16		17 Karel ABRAHAM	CZE	Reale Avintia Racing	DUCATI	42'30.239	155.6	44.740
17		36 Joan MIR	SPA	Team SUZUKI ECSTAR	SUZUKI	42'33.562	155.4	48.063
18		55 Hafizh SYAHRIN	MAL	Red Bull KTM Tech 3	KTM	42'53.182	154.2	1'07.683
<b>Not classified</b>								
		99 Jorge LORENZO	SPA	Repsol Honda Team	HONDA	21'09.050	156.3	10 laps
		93 Marc MARQUEZ	SPA	Repsol Honda Team	HONDA	16'36.393	159.3	12 laps
		35 Cal CRUTCHLOW	GBR	LCR Honda CASTROL	HONDA	10'25.480	158.6	15 laps
		41 Aleix ESPARGARO	SPA	Aprilia Racing Team Gresini	APRILIA	11'32.227	143.3	15 laps

The results are provisional until the end of the limit for protest and appeals.

Time limit for protest expires 30' after publication of the results - ..... Time: .....

These data/results cannot be reproduced, stored and/or transmitted in whole or in part by any manner of electronic, mechanical, photocopying, recording, broadcasting or otherwise now known or herein after developed without the previous express consent by the copyright owner, except for reproduction in daily press and regular printed publications on sale to the public within 60 days of the event related to those data/results and always provided that copyright symbol appears together as follows below.

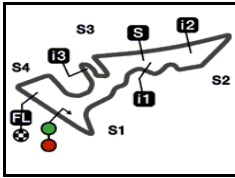
© DORNA, 2019

Official MotoGP Timing by TISSOT  
www.motogp.com

Austin, Sunday, April 14, 2019

Page 1 of 2






5513 m.

**RED BULL GRAND PRIX OF THE AMERICAS**

**Race**

**Classification after 20 laps = 110.26 km**

**29**

Pos	 Rider	Nation	Team	Motorcycle	Total Time	Km/h	Gap
-----	---	--------	------	------------	------------	------	-----

**Race condition: Dry**  
 Air: 21°  
 Humidity: 32%  
 Ground: 39°

<b>Pole Position:</b>		<b>Marc MARQUEZ</b>	<b>2'03.787</b>	160.3 Km/h
<b>Fastest Lap:</b>	Lap 4	<b>Marc MARQUEZ</b>	<b>2'04.277</b>	159.6 Km/h
<b>Best Race Lap:</b>	2014	<b>Marc MARQUEZ</b>	<b>2'03.575</b>	160.6 Km/h
<b>All Time Lap Record:</b>	2015	<b>Marc MARQUEZ</b>	<b>2'02.135</b>	162.4 Km/h

13:40'00

13:58'03

14:00'53

14:04'47 Aleix ESPARGARO

14:06'02 Aleix ESPARGARO

14:07'10 Joan MIR

14:07'10 Maverick VIÑALES

14:07'16 Maverick VIÑALES

14:07'16 Joan MIR

14:11'33 Joan MIR

14:11'55 Joan MIR

14:12'20 Cal CRUTCHLOW

14:12'25 Aleix ESPARGARO

14:13'40 Maverick VIÑALES

14:14'09 Maverick VIÑALES

14:18'53 Marc MARQUEZ

14:23'54 Jorge LORENZO

**SIGHTING LAP START**

**WARM UP LAP START**

**RACE START**

crashed out - Rider OK

re-joined race

jump start

jump start

ride through penalty

ride through penalty

entered pits for ride through

re-joined race

crashed out - Rider OK

entered pits and retired

entered pits for ride through

re-joined race

crashed out - Rider OK

retired

The results are provisional until the end of the limit for protest and appeals.

Time limit for protest expires 30' after publication of the results - ..... Time: .....

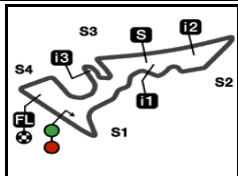
These data/results cannot be reproduced, stored and/or transmitted in whole or in part by any manner of electronic, mechanical, photocopying, recording, broadcasting or otherwise now known or herein after developed without the previous express consent by the copyright owner, except for reproduction in daily press and regular printed publications on sale to the public within 60 days of the event related to those data/results and always provided that copyright symbol appears together as follows below.

© DORNA, 2019

Official MotoGP Timing by **TISSOT**  
 www.motogp.com

**Austin, Sunday, April 14, 2019**





5513 m.

## RED BULL GRAND PRIX OF THE AMERICAS

MotoGP™

## World Championship Classification

30

Rider		Points	Leader	Previous	QAT	ARG	AME	SPA	FRA	ITA	CAT	NED	GER	CZE	AUT	GBR	RSM	ARA	THA	JPN	AUS	MAL	VAL	
1	DOVIZIOSO Andrea	ITA	54			25	16	13																
2	ROSSI Valentino	ITA	51	3	3	11	20	20																
3	RINS Alex	SPA	49	5	2	13	11	25																
4	MARQUEZ Marc	SPA	45	9	4	20	25	-																
5	PETRUCCI Danilo	ITA	30	24	15	10	10	10																
6	MILLER Jack	AUS	29	25	1	-	13	16																
7	NAKAGAMI Takaaki	JPN	22	32	7	7	9	6																
8	CRUTCHLOW Cal	GBR	19	35	3	16	3	-																
9	ESPARGARO Pol	SPA	18	36	1	4	6	8																
10	QUARTARARO Fabio	FRA	17	37	1	0	8	9																
11	MORBIDELLI Franco	ITA	16	38	1	5	-	11																
12	VIÑALES Maverick	SPA	14	40	2	9	-	5																
13	ESPARGARO Aleix	SPA	13	41	1	6	7	-																
14	BAGNAIA Francesco	ITA	9	45	4	-	2	7																
15	MIR Joan	SPA	8	46	1	8	-	0																
16	OLIVEIRA Miguel	POR	7	47	1	0	5	2																
17	LORENZO Jorge	SPA	7	47	0	3	4	-																
18	IANNONE Andrea	ITA	6	48	1	2	0	4																
19	ZARCO Johann	FRA	5	49	1	1	1	3																
20	RABAT Tito	SPA	1	53	4	0	-	1																
21	SYHRIN Hafizh	MAL	0	54	1	0	0	0																
22	ABRAHAM Karel	CZE	0	54	0	0	-	0																

These data/results cannot be reproduced, stored and/or transmitted in whole or in part by any manner of electronic, mechanical, photocopying, recording, broadcasting or otherwise now known or herein after developed without the previous express consent by the copyright owner, except for reproduction in daily press and regular printed publications on sale to the public within 60 days of the event related to those data/results and always provided that copyright symbol appears together as follows below.

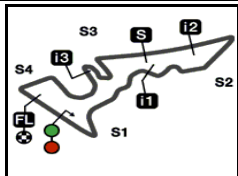
© DORNA, 2019

Official MotoGP Timing by TISSOT  
www.motogp.com

Austin, Sunday, April 14, 2019

Page 1 of 2





5513 m.

## RED BULL GRAND PRIX OF THE AMERICAS

MotoGP™

## World Championship Classification

30

Constructor	Points	Leader	Previous	QAT	ARG	AME	SPA	FRA	ITA	CAT	NED	GER	CZE	AUT	GBR	RSM	ARA	THA	JPN	AUS	MAL	VAL	
1 DUCATI	57			25	16	16																	
2 HONDA	51	6	6	20	25	6																	
3 YAMAHA	51	6	0	11	20	20																	
4 SUZUKI	49	8	2	13	11	25																	
5 KTM	18	39	31	4	6	8																	
6 APRILIA	17	40	1	6	7	4																	

Team	Points	Leader	Previous	QAT	ARG	AME	SPA	FRA	ITA	CAT	NED	GER	CZE	AUT	GBR	RSM	ARA	THA	JPN	AUS	MAL	VAL	
1 MISSION WINNOW DUCATI	84			35	26	23																	
2 MONSTER ENERGY YAMAHA	65	19	19	20	20	25																	
3 TEAM SUZUKI ECSTAR	57	27	8	21	11	25																	
4 REPSOL HONDA TEAM	52	32	5	23	29	-																	
5 LCR HONDA	41	43	11	23	12	6																	
6 PRAMAC RACING	38	46	3	-	15	23																	
7 PETRONAS YAMAHA SRT	33	51	5	5	8	20																	
8 RED BULL KTM FACTORY RA	23	61	10	5	7	11																	
9 APRILIA RACING TEAM GRESI	19	65	4	8	7	4																	
10 RED BULL KTM TECH 3	7	77	12	-	5	2																	
11 REALE AVINTIA RACING	1	83	6	-	-	1																	

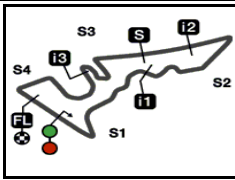
These data/results cannot be reproduced, stored and/or transmitted in whole or in part by any manner of electronic, mechanical, photocopying, recording, broadcasting or otherwise now known or herein after developed without the previous express consent by the copyright owner, except for reproduction in daily press and regular printed publications on sale to the public within 60 days of the event related to those data/results and always provided that copyright symbol appears together as follows below.  
© DORNA, 2019

Official MotoGP Timing by TISSOT  
www.motogp.com

Austin, Sunday, April 14, 2019

Page 2 of 2





RED BULL GRAND PRIX OF THE AMERICAS

Race

Lap Chart

31

5513 m.

Pos	1	2	3	4	5	6	7	8	9	10	11	12	13	14	15	16	17	18	19	20	21	22
Grid	93	46	35	43	44	12	42	9	20	21	99	63	4	36	30	41	29	88	5	17	55	53



1	93	46	35	43	42	4	12	21	44	20	9	63	99	36	41	29	55	5	30	88	17	53
2	93	46	35	43	42	4	12	21	44	9	20	63	36	99	29	5	30	88	55	17	53	41
3	93	46	35	43	42	4	12	21	44	20	9	63	36	99	29	5	30	88	55	17	53	41
4	93	46	35	43	42	4	21	12	9	44	20	63	36	29	99	5	30	88	55	17	53	41
5	93	46	35	43	42	21	4	9	20	44	63	12	29	99	5	30	36	88	17	55	53	41
6	93	46	43	42	21	4	9	20	44	63	99	29	30	12	5	88	17	55	53	36		
7	93	46	43	42	21	4	9	20	44	63	99	29	30	5	88	17	53	55	12	36		
8	93	46	43	42	21	4	9	20	44	63	99	29	30	5	88	17	53	55	12	36		
9	46	42	43	21	4	9	20	44	63	99	29	30	5	88	17	53	55	12	36			
10	46	42	43	21	4	9	20	44	63	99	29	30	5	88	53	17	55	12	36			
L a P S 11	46	42	43	21	4	9	20	44	63	29	30	5	88	53	17	12	55	36				
12	46	42	43	4	21	9	20	44	63	29	30	5	88	53	17	12	55	36				
13	46	42	43	4	21	9	20	44	63	29	30	5	88	53	12	17	55	36				
14	46	42	43	4	21	9	20	44	63	29	30	5	88	12	17	53	36	55				
15	46	42	43	4	21	9	20	44	63	29	30	5	88	12	53	17	36	55				
16	46	42	43	4	21	9	20	44	63	29	30	5	12	88	53	17	36	55				
17	42	46	43	4	21	9	20	44	63	30	29	12	5	88	53	17	36	55				
18	42	46	43	4	21	9	20	44	63	30	29	12	5	88	53	17	36	55				
19	42	46	43	4	21	9	20	44	63	30	29	12	5	88	53	17	36	55				
20	42	46	43	4	21	9	20	44	63	30	12	29	5	88	53	17	36	55				

Winner     Lapped rider

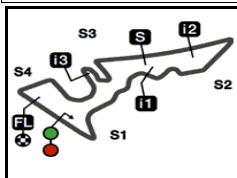
These data/results cannot be reproduced, stored and/or transmitted in whole or in part by any manner of electronic, mechanical, photocopying, recording, broadcasting or otherwise now known or herein after developed without the previous express consent by the copyright owner, except for reproduction in daily press and regular printed publications on sale to the public within 60 days of the event related to those data/results and always provided that copyright symbol appears together as follows below.

© DORNA, 2019

Official MotoGP Timing by TISSOT  
www.motogp.com

Austin, Sunday, April 14, 2019






5513 m.

## RED BULL GRAND PRIX OF THE AMERICAS

## Race

## Fastest Lap of Each Rider

32

	Rider	Nation	Team	Motorcycle	Time	Lap Total	Gap
1	93 <b>Marc MARQUEZ</b>	SPA	Repsol Honda Team	HONDA	<b>2'04.277</b>	4 8	
2	43 <b>Jack MILLER</b>	AUS	Pramac Racing	DUCATI	<b>2'04.434</b>	4 20	0.157 0.157
3	46 <b>Valentino ROSSI</b>	ITA	Monster Energy Yamaha Moto	YAMAHA	<b>2'04.495</b>	4 20	0.218 0.061
4	35 <b>Cal CRUTCHLOW</b>	GBR	LCR Honda CASTROL	HONDA	<b>2'04.573</b>	4 5	0.296 0.078
5	42 <b>Alex RINS</b>	SPA	Team SUZUKI ECSTAR	SUZUKI	<b>2'04.605</b>	4 20	0.328 0.032
6	12 <b>Maverick VIÑALES</b>	SPA	Monster Energy Yamaha Moto	YAMAHA	<b>2'04.615</b>	8 20	0.338 0.010
7	4 <b>Andrea DOVIZIOSO</b>	ITA	Mission Winnow Ducati	DUCATI	<b>2'04.939</b>	3 20	0.662 0.324
8	21 <b>Franco MORBIDELLI</b>	ITA	Petronas Yamaha SRT	YAMAHA	<b>2'05.068</b>	3 20	0.791 0.129
9	36 <b>Joan MIR</b>	SPA	Team SUZUKI ECSTAR	SUZUKI	<b>2'05.579</b>	15 20	1.302 0.511
10	9 <b>Danilo PETRUCCI</b>	ITA	Mission Winnow Ducati	DUCATI	<b>2'05.636</b>	10 20	1.359 0.057
11	20 <b>Fabio QUARTARARO</b>	FRA	Petronas Yamaha SRT	YAMAHA	<b>2'05.754</b>	9 20	1.477 0.118
12	44 <b>Po ESPARGARO</b>	SPA	Red Bull KTM Factory Racing	KTM	<b>2'05.950</b>	12 20	1.673 0.196
13	17 <b>Karel ABRAHAM</b>	CZE	Reale Avintia Racing	DUCATI	<b>2'06.007</b>	20 20	1.730 0.057
14	99 <b>Jorge LORENZO</b>	SPA	Repsol Honda Team	HONDA	<b>2'06.057</b>	9 10	1.780 0.050
15	30 <b>Takaaki NAKAGAMI</b>	JPN	LCR Honda IDEMITSU	HONDA	<b>2'06.063</b>	20 20	1.786 0.006
16	29 <b>Andrea IANNONE</b>	ITA	Aprilia Racing Team Gresini	APRILIA	<b>2'06.094</b>	9 20	1.817 0.031
17	63 <b>Francesco BAGNAIA</b>	ITA	Pramac Racing	DUCATI	<b>2'06.209</b>	2 20	1.932 0.115
18	53 <b>Tito RABAT</b>	SPA	Reale Avintia Racing	DUCATI	<b>2'06.594</b>	18 20	2.317 0.385
19	5 <b>Johann ZARCO</b>	FRA	Red Bull KTM Factory Racing	KTM	<b>2'06.715</b>	9 20	2.438 0.121
20	88 <b>Miguel OLIVEIRA</b>	POR	Red Bull KTM Tech 3	KTM	<b>2'06.809</b>	9 20	2.532 0.094
21	55 <b>Hafizh SYHRIN</b>	MAL	Red Bull KTM Tech 3	KTM	<b>2'07.088</b>	4 20	2.811 0.279
22	41 <b>Aleix ESPARGARO</b>	SPA	Aprilia Racing Team Gresini	APRILIA	<b>2'07.377</b>	4 5	3.100 0.289

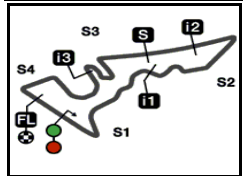
These data/results cannot be reproduced, stored and/or transmitted in whole or in part by any manner of electronic, mechanical, photocopying, recording, broadcasting or otherwise now known or herein after developed without the previous express consent by the copyright owner, except for reproduction in daily press and regular printed publications on sale to the public within 60 days of the event related to those data/results and always provided that copyright symbol appears together as follows below.

© DORNA, 2019

Official MotoGP Timing by TISSOT  
www.motogp.com

Austin, Sunday, April 14, 2019





5513 m.

## RED BULL GRAND PRIX OF THE AMERICAS

After the Race

## Event Best Maximum Speed

33



Rider	Nation Team	Motorcycle	Km/h	
43 Jack MILLER	AUS Pramac Racing	DUCATI	346.9	Race
4 Andrea DOVIZIOSO	ITA Mission Winnow Ducati	DUCATI	346.9	Warm Up
93 Marc MARQUEZ	SPA Repsol Honda Team	HONDA	345.3	Free Practice Nr. 1
35 Cal CRUTCHLOW	GBR LCR Honda CASTROL	HONDA	345.3	Warm Up
5 Johann ZARCO	FRA Red Bull KTM Factory Racing	KTM	344.8	Race
41 Aleix ESPARGARO	SPA Aprilia Racing Team Gresini	APRILIA	344.7	Free Practice Nr. 1
36 Joan MIR	SPA Team SUZUKI ECSTAR	SUZUKI	344.2	Free Practice Nr. 1
44 Pol ESPARGARO	SPA Red Bull KTM Factory Racing	KTM	344.1	Free Practice Nr. 2
99 Jorge LORENZO	SPA Repsol Honda Team	HONDA	344.0	Race
30 Takaaki NAKAGAMI	JPN LCR Honda IDEMITSU	HONDA	343.2	Race
9 Danilo PETRUCCI	ITA Mission Winnow Ducati	DUCATI	343.1	Race
53 Tito RABAT	SPA Reale Avintia Racing	DUCATI	342.4	Race
42 Alex RINS	SPA Team SUZUKI ECSTAR	SUZUKI	341.4	Free Practice Nr. 2
63 Francesco BAGNAIA	ITA Pramac Racing	DUCATI	341.3	Race
20 Fabio QUARTARARO	FRA Petronas Yamaha SRT	YAMAHA	340.6	Free Practice Nr. 1
88 Miguel OLIVEIRA	POR Red Bull KTM Tech 3	KTM	340.1	Race
12 Maverick VIÑALES	SPA Monster Energy Yamaha MotoGP	YAMAHA	339.9	Race
29 Andrea IANNONE	ITA Aprilia Racing Team Gresini	APRILIA	339.8	Race
46 Valentino ROSSI	ITA Monster Energy Yamaha MotoGP	YAMAHA	339.7	Free Practice Nr. 2
17 Karel ABRAHAM	CZE Reale Avintia Racing	DUCATI	339.4	Race
21 Franco MORBIDELLI	ITA Petronas Yamaha SRT	YAMAHA	339.1	Free Practice Nr. 1
55 Hafizh SYAHRIN	MAL Red Bull KTM Tech 3	KTM	336.5	Race

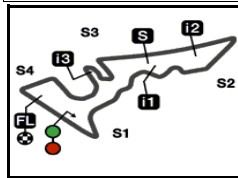
These data/results cannot be reproduced, stored and/or transmitted in whole or in part by any manner of electronic, mechanical, photocopying, recording, broadcasting or otherwise now known or herein after developed without the previous express consent by the copyright owner, except for reproduction in daily press and regular printed publications on sale to the public within 60 days of the event related to those data/results and always provided that copyright symbol appears together as follows below.

© DORNA, 2019

Official MotoGP Timing by TISSOT  
www.motogp.com

Austin, Sunday, April 14, 2019





5513 m.

# RED BULL GRAND PRIX OF THE AMERICAS

## Race

### Chronological Analysis of Performances

34

\* Lap / Sector time cancelled

T1 Time from finish line to 1st intermedate

T3 Time from 2nd intermed. to 3rd intermed.

P Crossing the finish line in pit lane

T2 Time from 1st intermed. to 2nd intermed.

T4 Time from 3rd intermedate to finish line

\*\* Tyre data subject to further updates

Lap	Lap Time	T1	T2	T3	T4	Speed	Lap	Lap Time	T1	T2	T3	T4	Speed
-----	----------	----	----	----	----	-------	-----	----------	----	----	----	----	-------

<b>1st</b>	<b>42</b>	<b>Alex RINS</b>	SUZUKI		SPA	15	<b>2'05.499</b>	35.508	30.381	30.877	28.733	325.0
		Team SUZUKI ECSTAR				16	<b>2'05.674</b>	35.617	30.382	30.994	28.681	324.2
		Runs=1	Total laps=20	Full laps=19		17	<b>2'07.287</b>	35.979	31.028	31.553	28.727	326.6
<b>Run #</b>	<b>1</b>	<b>Front Tyre</b>	<b>Slick-Medium</b>	<b>Rear Tyre</b>	<b>Slick-Medium</b>	18	<b>2'05.222</b>	35.580	30.336	30.778	28.528	331.2
		<b>1 Laps at start</b>		<b>1 Laps at start</b>		19	<b>2'05.819</b>	35.533	30.913	30.743	28.630	329.8
1	2'07.280	37.024	30.781	30.847	28.628	337.1	20	<b>2'04.968</b>	35.471	30.178	30.558	332.5

<b>3rd</b>	<b>43</b>	<b>Jack MILLER</b>	DUCATI		AUS	Runs=1	Total laps=20	Full laps=19
<b>Run #</b>	<b>1</b>	<b>Front Tyre</b>	<b>Slick-Soft</b>	<b>Rear Tyre</b>	<b>Slick-Soft</b>			
		<b>New Tyre</b>		<b>New Tyre</b>				

1	2'06.594	36.861	30.436	30.604	28.693	346.9
2	<b>2'05.145</b>	35.508	30.371	30.709	28.557	339.5
3	<b>2'04.640</b>	35.375	30.263	30.490	28.512	343.0
4	<b>2'04.434</b>	35.251	30.130	30.403	28.650	344.7
5	<b>2'05.022</b>	35.342	30.286	30.655	28.739	344.1
6	<b>2'05.016</b>	35.477	30.288	30.630	28.621	339.4
7	<b>2'04.657</b>	35.201	30.110	30.562	28.784	341.6
8	<b>2'05.172</b>	35.481	30.328	30.665	28.698	338.3
9	<b>2'06.294</b>	35.705	30.799	30.985	28.805	341.5
10	<b>2'05.837</b>	35.640	30.504	30.773	28.920	338.7
11	<b>2'05.646</b>	35.635	30.537	30.654	28.820	339.3
12	<b>2'05.726</b>	35.603	30.497	30.743	28.883	338.7
13	<b>2'06.024</b>	35.721	30.486	30.738	29.079	337.0
14	<b>2'06.288</b>	35.811	30.657	30.866	28.954	336.5
15	<b>2'05.867</b>	35.646	30.449	30.857	28.915	335.4
16	<b>2'06.357</b>	35.747	30.709	30.922	28.979	334.5
17	<b>2'06.726</b>	35.979	30.695	30.902	29.150	336.5
18	<b>2'06.535</b>	35.993	30.731	30.851	28.960	336.3
19	<b>2'06.187</b>	35.766	30.542	30.807	29.072	336.9
20	<b>2'05.786</b>	35.757	30.433	30.640	28.956	338.3

<b>2nd</b>	<b>46</b>	<b>Valentino ROSSI</b>	YAMAHA		ITA	Runs=1	Total laps=20	Full laps=19
<b>Run #</b>	<b>1</b>	<b>Front Tyre</b>	<b>Slick-Medium</b>	<b>Rear Tyre</b>	<b>Slick-Medium</b>			
		<b>New Tyre</b>		<b>New Tyre</b>				

1	2'05.785	36.293	30.274	30.618	28.600	334.4
2	<b>2'04.872</b>	35.321	30.170	30.850	28.531	332.9
3	<b>2'04.969</b>	35.444	30.248	30.657	28.620	332.5
4	<b>2'04.495</b>	35.240	30.188	30.493	28.574	331.8
5	<b>2'05.194</b>	35.438	30.225	30.820	28.711	329.8
6	<b>2'04.827</b>	35.317	30.209	30.799	28.502	327.1
7	<b>2'04.977</b>	35.311	30.197	30.758	28.711	329.5
8	<b>2'04.943</b>	35.418	30.177	30.575	28.773	329.4
9	<b>2'05.161</b>	35.448	30.291	30.798	28.624	328.5
10	<b>2'05.167</b>	35.491	30.211	30.765	28.700	328.6
11	<b>2'04.990</b>	35.293	30.269	30.758	28.670	328.2
12	<b>2'05.103</b>	35.409	30.285	30.753	28.656	329.2
13	<b>2'05.790</b>	35.688	30.444	30.885	28.773	327.8
14	<b>2'05.219</b>	35.356	30.331	30.810	28.722	326.5

<b>4th</b>	<b>4</b>	<b>Andrea DOVIZIOSO</b>	DUCATI		ITA	Runs=1	Total laps=20	Full laps=19
<b>Run #</b>	<b>1</b>	<b>Front Tyre</b>	<b>Slick-Soft</b>	<b>Rear Tyre</b>	<b>Slick-Medium</b>			
		<b>New Tyre</b>		<b>New Tyre</b>				

1	2'07.639	37.516	30.644	30.777	28.702	340.9
2	<b>2'05.312</b>	35.364	30.426	30.844	28.678	343.8
3	<b>2'04.939</b>	35.323	30.359	30.554	28.703	342.8
4	<b>2'05.715</b>	35.504	30.690	30.620	28.901	339.5
5	<b>2'06.469</b>	35.866	30.807	30.959	28.837	331.5
6	<b>2'05.379</b>	35.451	30.538	30.558	28.832	339.6
7	<b>2'05.712</b>	35.619	30.478	30.751	28.864	342.8
8	<b>2'05.726</b>	35.601	30.426	30.787	28.912	340.6

<b>Fastest Lap:</b>	Marc MARQUEZ	Repsol Honda Team	SPA	<b>2'04.277</b>	35.253	29.960	30.348	28.716
---------------------	--------------	-------------------	-----	-----------------	--------	--------	--------	--------

These data/results cannot be reproduced, stored and/or transmitted in whole or in part by any manner of electronic, mechanical, photocopying, recording, broadcasting or otherwise now known or herein after developed without the previous express consent by the copyright owner, except for reproduction in daily press and regular printed publications on sale to the public within 60 days of the event related to those data/results and always provided that copyright symbol appears together as follows below.

© DORNA, 2019





## Race

## MotoGP

Lap	Lap Time	T1	T2	T3	T4	Speed	Lap	Lap Time	T1	T2	T3	T4	Speed
9	2'05.877	35.567	30.359	31.089	28.862	343.9	13	2'06.119	35.695	30.611	30.807	29.006	337.3
10	2'05.903	35.561	30.629	30.828	28.885	343.2	14	2'05.938	35.715	30.484	30.865	28.874	335.7
11	2'05.559	35.376	30.490	30.815	28.878	343.5	15	2'06.301	35.715	30.881	30.755	28.950	334.5
12	2'05.954	35.569	30.562	30.772	29.051	341.6	16	2'06.243	35.709	30.738	30.862	28.934	334.9
13	2'05.811	35.644	30.484	30.654	29.029	338.5	17	2'06.500	35.727	30.879	30.836	29.058	336.2
14	2'05.721	35.602	30.479	30.662	28.978	337.2	18	2'06.748	35.852	30.774	31.056	29.066	334.8
15	2'05.615	35.592	30.465	30.580	28.978	337.3	19	2'07.125	35.955	30.807	31.138	29.225	335.0
16	2'05.677	35.553	30.498	30.776	28.850	337.2	20	2'07.768	36.228	30.949	31.081	29.510	337.1
17	2'05.781	35.656	30.501	30.748	28.876	339.0							
18	2'05.531	35.592	30.523	30.632	28.784	337.8							
19	2'05.332	35.562	30.427	30.524	28.819	338.5							
20	2'05.267	35.444	30.266	30.415	29.142	342.0							

**5th** **21** **Franco MORBIDELLI** YAMAHA ITA  
Petronas Yamaha SRT

Runs=1 Total laps=20 Full laps=19

Run #	1	Front Tyre	Slick-Medium	Rear Tyre	Slick-Medium	Speed
		New Tyre	New Tyre	New Tyre	New Tyre	
1	2'08.287	37.789	30.831	31.072	28.595	329.6
2	2'05.467	35.604	30.415	30.816	28.632	328.7
3	2'05.068	35.527	30.320	30.651	28.570	336.8
4	2'05.085	35.522	30.408	30.560	28.595	330.2
5	2'05.710	35.749	30.482	30.744	28.735	323.6
6	2'05.334	35.619	30.338	30.747	28.630	324.6
7	2'05.664	35.745	30.339	30.914	28.666	324.7
8	2'05.704	35.658	30.418	30.949	28.679	321.6
9	2'06.016	35.706	30.401	31.163	28.746	320.1
10	2'05.726	35.649	30.538	30.946	28.593	322.0
11	2'05.768	35.547	30.513	30.955	28.753	320.5
12	2'06.509	35.777	30.530	31.317	28.885	320.2
13	2'06.045	35.780	30.562	30.999	28.704	328.8
14	2'05.863	35.597	30.492	31.070	28.704	325.3
15	2'05.808	35.579	30.468	31.021	28.740	326.7
16	2'06.444	35.661	30.444	31.120	29.219	324.4
17	2'07.169	36.087	30.636	31.479	28.967	300.0
18	2'07.008	36.029	30.654	31.364	28.961	310.7
19	2'07.567	36.084	30.741	31.723	29.019	297.4
20	2'07.278	36.181	30.750	31.382	28.965	318.5

**6th** **9** **Danilo PETRUCCI** DUCATI ITA  
Mission Winnow Ducati

Runs=1 Total laps=20 Full laps=19

Run #	1	Front Tyre	Slick-Soft	Rear Tyre	Slick-Soft	Speed
		New Tyre	New Tyre	New Tyre	New Tyre	
1	2'09.007	37.845	31.199	31.201	28.762	341.4
2	2'05.905	35.885	30.270	31.001	28.749	341.6
3	2'06.508	35.679	30.582	31.269	28.978	343.1
4	2'06.032	36.105	30.380	30.737	28.810	338.5
5	2'05.947	35.828	30.488	30.788	28.843	339.6
6	2'05.678	35.800	30.382	30.735	28.761	335.5
7	2'05.867	35.715	30.507	30.778	28.867	336.3
8	2'05.849	35.841	30.477	30.784	28.747	336.9
9	2'05.691	35.506	30.487	30.940	28.758	336.8
10	2'05.636	35.657	30.532	30.656	28.791	336.8
11	2'06.421	35.978	30.723	30.865	28.855	337.5
12	2'05.692	35.566	30.519	30.772	28.835	338.3

**7th** **20** **Fabio QUARTARARO** YAMAHA FRA  
Petronas Yamaha SRT

Runs=1 Total laps=20 Full laps=19

Run #	1	Front Tyre	Slick-Medium	Rear Tyre	Slick-Medium	Speed
		New Tyre	New Tyre	New Tyre	New Tyre	
1	2'08.727	37.606	31.184	31.217	28.720	340.0
2	2'06.464	35.829	30.471	31.294	28.870	328.6
3	2'06.045	35.604	30.584	31.175	28.682	338.5
4	2'06.902	36.492	30.529	31.068	28.813	335.5
5	2'06.219	35.921	30.499	30.998	28.801	335.8
6	2'06.086	35.768	30.557	31.079	28.682	325.7
7	2'05.939	35.708	30.542	31.027	28.662	329.9
8	2'05.793	35.679	30.484	30.951	28.679	330.3
9	2'05.754	35.579	30.419	31.094	28.662	327.6
10	2'06.026	35.578	30.420	31.281	28.747	315.6
11	2'05.986	35.642	30.470	31.190	28.684	317.4
12	2'05.927	35.493	30.660	31.055	28.719	326.9
13	2'05.895	35.561	30.485	31.130	28.719	330.6
14	2'05.906	35.629	30.503	31.058	28.716	329.3
15	2'06.113	35.724	30.582	31.055	28.752	329.0
16	2'06.361	35.668	30.624	31.206	28.863	323.3
17	2'07.547	36.036	30.855	31.481	29.175	328.9
18	2'07.147	35.915	30.737	31.508	28.987	326.6
19	2'08.068	36.188	30.723	31.854	29.303	307.4
20	2'08.705	36.631	30.867	31.857	29.350	320.5

**8th** **44** **Poi ESPARGARO** KTM SPA  
Red Bull KTM Factory Racing

Runs=1 Total laps=20 Full laps=19

Run #	1	Front Tyre	Slick-Medium	Rear Tyre	Slick-Soft	Speed
		New Tyre	New Tyre	New Tyre	New Tyre	
1	2'08.515	37.437	30.941	31.140	28.997	340.2
2	2'06.109	35.906	30.379	31.039	28.785	340.0
3	2'06.498	35.757	30.563	31.235	28.943	336.5
4	2'06.904	36.179	30.765	31.097	28.863	341.3
5	2'06.543	35.867	30.437	31.074	29.165	338.9
6	2'06.469	36.055	30.483	31.108	28.823	338.1
7	2'06.340	35.872	30.598	31.032	28.838	337.0
8	2'06.113	35.857	30.479	30.983	28.794	336.2
9	2'06.158	35.732	30.552	31.089	28.785	335.2
10	2'06.232	35.696	30.526	31.127	28.883	336.4
11	2'06.158	35.632	30.517	31.159	28.850	335.8
12	2'05.950	35.753	30.536	30.837	28.824	336.5
13	2'06.233	35.779	30.604	30.952	28.898	335.5
14	2'06.776	35.879	30.655	31.229	29.013	333.3
15	2'06.835	36.012	30.586	31.236	29.001	331.7
16	2'07.086	35.946	30.822	31.283	29.035	332.1

**Fastest Lap:** Marc MARQUEZ Repsol Honda Team SPA 2'04.277 35.253 29.960 30.348 28.716

These data/results cannot be reproduced, stored and/or transmitted in whole or in part by any manner of electronic, mechanical, photocopying, recording, broadcasting or otherwise now known or herein after developed without the previous express consent by the copyright owner, except for reproduction in daily press and regular printed publications on sale to the public within 60 days of the event related to those data/results and always provided that copyright symbol appears together as follows below.  
© DORNA, 2019

Official MotoGP Timing by TISSOT  
www.motogp.com

Austin, Sunday, April 14, 2019

Page 2 of 5



Race

MotoGP

Lap	Lap Time	T1	T2	T3	T4	Speed
17	2'06.982	36.004	30.734	31.042	29.202	333.3
18	2'07.610	36.167	30.916	31.375	29.152	331.7
19	2'07.715	36.309	30.875	31.289	29.242	332.0
20	2'08.016	36.462	30.912	31.380	29.262	334.4

Lap	Lap Time	T1	T2	T3	T4	Speed	
11th	12	<b>Maverick VIÑALES</b>				YAMAHA	SPA
Monster Energy Yamaha MotoGP							
		Runs=2	Total laps=20	Full laps=17			
Run #	1	Front Tyre	Slick-Soft	Rear Tyre	Slick-Medium	New Tyre	

9th	63	<b>Francesco BAGNAIA</b>		DUCATI	ITA
Pramac Racing					
		Runs=1	Total laps=20	Full laps=19	

Run #	1	Front Tyre	Slick-Medium	Rear Tyre	Slick-Soft	New Tyre
1	2'09.404	38.039	31.349	31.143	28.873	340.0
2	2'06.209	35.692	30.562	31.107	28.848	337.5
3	2'06.326	35.959	30.448	31.061	28.858	340.8
4	2'06.606	35.937	30.754	31.045	28.870	341.2
5	2'06.371	35.800	30.618	31.151	28.802	340.1
6	2'06.400	35.784	30.787	30.993	28.836	338.8
7	2'06.390	35.878	30.562	31.034	28.916	340.2
8	2'06.239	35.756	30.512	31.074	28.897	341.3
9	2'06.401	35.844	30.563	31.084	28.910	336.1
10	2'06.591	35.755	30.664	31.203	28.969	338.3
11	2'06.895	35.736	30.766	31.160	29.233	336.1
12	2'06.916	35.815	30.932	31.086	29.083	336.5
13	2'07.110	35.922	30.807	31.193	29.188	334.4
14	2'07.377	36.276	30.684	31.251	29.166	333.2
15	2'06.730	35.818	30.868	31.089	28.955	330.2
16	2'06.848	35.885	30.771	31.060	29.132	332.9
17	2'07.179	35.824	30.909	31.197	29.249	332.1
18	2'07.083	36.260	30.923	30.854	29.046	332.3
19	2'06.605	36.071	30.652	30.792	29.090	333.8
20	2'06.427	35.828	30.640	30.932	29.027	336.9

Run #	1	Front Tyre	Slick-Soft	Rear Tyre	Slick-Medium	New Tyre
1	2'08.114	37.189	30.928	31.098	28.899	334.7
2	2'05.527	35.536	30.256	30.898	28.837	338.0
3	2'04.999	35.413	30.274	30.730	28.582	337.1
4	2'08.007	36.258	30.534	31.907	29.308	336.2
5	2'10.034	35.572	30.445	35.066	28.951	332.6
6	2'09.852	P 35.455	30.272	30.727	33.398	335.6

Run #	2	Front Tyre	Slick-Soft	Rear Tyre	Slick-Medium	6 Laps at start
7	2'24.419	33.296	30.351	30.701	28.744	330.1
8	2'04.615	35.294	30.176	30.586	28.559	331.0
9	2'05.473	35.238	30.408	31.099	28.728	332.3
10	2'04.711	35.273	30.173	30.618	28.647	334.3
11	2'04.946	35.261	30.341	30.801	28.543	334.4
12	2'05.004	35.337	30.271	30.729	28.667	336.5
13	2'05.869	35.362	30.769	30.928	28.810	336.2
14	2'06.258	36.031	30.867	30.656	28.704	331.3
15	2'04.936	35.181	30.400	30.684	28.671	333.1
16	2'05.775	35.415	30.599	30.892	28.869	333.8
17	2'05.443	35.485	30.390	30.828	28.740	331.5
18	2'05.154	35.362	30.308	30.659	28.825	331.3
19	2'05.018	35.431	30.295	30.679	28.613	333.5
20	2'05.422	35.323	30.462	30.738	28.899	339.9

10th	30	<b>Takaaki NAKAGAMI</b>		HONDA	JPN
LCR Honda IDEMITSU					
		Runs=1	Total laps=20	Full laps=19	

Run #	1	Front Tyre	Slick-Medium	Rear Tyre	Slick-Medium	New Tyre
1	2'11.449	38.780	31.698	31.885	29.086	343.2
2	2'07.469	36.350	30.600	31.525	28.994	342.0
3	2'06.935	35.899	30.802	31.155	29.079	338.6
4	2'06.835	36.004	30.653	31.149	29.029	339.0
5	2'07.009	36.057	30.717	31.198	29.037	339.0
6	2'06.781	36.017	30.723	30.980	29.061	340.2
7	2'06.606	35.833	30.594	31.129	29.050	334.4
8	2'06.411	35.913	30.507	30.947	29.044	335.0
9	2'06.302	35.863	30.394	31.152	28.893	334.2
10	2'06.286	35.869	30.532	31.007	28.878	334.7
11	2'06.638	35.996	30.693	31.060	28.889	334.6
12	2'06.144	35.787	30.515	30.952	28.890	336.3
13	2'06.334	35.810	30.545	30.994	28.985	335.4
14	2'06.562	35.848	30.569	31.178	28.967	333.6
15	2'06.220	35.705	30.600	31.023	28.892	333.5
16	2'06.869	35.775	30.710	31.422	28.962	336.4
17	2'07.070	36.311	30.715	30.965	29.079	338.3
18	2'06.409	35.779	30.601	31.130	28.899	332.8
19	2'06.118	35.766	30.661	30.832	28.859	334.6
20	2'06.063	35.680	30.510	30.981	28.892	338.7

12th	29	<b>Andrea IANNONE</b>		APRILIA	ITA
Aprilia Racing Team Gresini					
		Runs=1	Total laps=20	Full laps=19	

Run #	1	Front Tyre	Slick-Medium	Rear Tyre	Slick-Medium	New Tyre
1	2'11.013	38.794	31.557	31.639	29.023	339.8
2	2'06.978	35.996	30.666	31.437	28.879	335.6
3	2'06.402	35.701	30.717	31.257	28.727	335.8
4	2'06.442	35.561	30.739	31.379	28.763	332.7
5	2'07.018	35.794	30.606	31.427	29.191	329.6
6	2'06.994	36.082	30.738	31.330	28.844	332.4
7	2'06.463	35.860	30.603	31.237	28.763	328.8
8	2'06.265	35.701	30.614	31.138	28.812	330.6
9	2'06.094	35.531	30.555	31.258	28.750	331.1
10	2'06.245	35.633	30.657	31.151	28.804	331.2
11	2'06.983	35.998	30.774	31.417	28.794	328.6
12	2'06.469	35.725	30.593	31.182	28.969	331.3
13	2'06.404	35.727	30.542	31.188	28.947	331.0
14	2'06.619	35.600	30.577	31.506	28.936	327.7
15	2'06.906	35.868	30.726	31.449	28.863	325.8
16	2'07.407	35.747	30.928	31.676	29.056	325.6
17	2'07.845	36.081	30.901	31.720	29.143	327.5
18	2'07.346	35.896	30.694	31.575	29.181	328.0
19	2'07.510	36.017	31.271	31.299	28.923	327.0
20	2'06.875	35.686	30.697	31.379	29.113	330.8

<b>Fastest Lap:</b>	Marc MARQUEZ	Repsol Honda Team	SPA	2'04.277	35.253	29.960	30.348	28.716
---------------------	--------------	-------------------	-----	----------	--------	--------	--------	--------

These data/results cannot be reproduced, stored and/or transmitted in whole or in part by any manner of electronic, mechanical, photocopying, recording, broadcasting or otherwise now known or herein after developed without the previous express consent by the copyright owner, except for reproduction in daily press and regular printed publications on sale to the public within 60 days of the event related to those data/results and always provided that copyright symbol appears together as follows below.



Race

MotoGP

Lap	Lap Time	T1	T2	T3	T4	Speed	Lap	Lap Time	T1	T2	T3	T4	Speed
<b>13th</b>	<b>5</b>	<b>Johann ZARCO</b>				KTM	FRA	<b>Run # 1</b>	<b>Front Tyre</b>	<b>Slick-Medium</b>	<b>Rear Tyre</b>	<b>Slick-Soft</b>	
		Red Bull KTM Factory Racing							<b>New Tyre</b>		<b>New Tyre</b>		
		Runs=1	Total laps=20	Full laps=19									
Run #	1	Front Tyre	Slick-Medium	Rear Tyre	Slick-Soft								
			<b>New Tyre</b>		<b>New Tyre</b>								
1	2'11.256	38.993	31.588	31.580	29.095	344.8	1	2'12.282	39.308	31.889	31.769	29.316	334.7
2	2'07.143	36.073	30.570	31.398	29.102	336.9	2	2'07.789	36.334	30.977	31.402	29.076	342.4
3	2'07.011	36.215	30.762	31.070	28.964	334.6	3	2'08.080	36.495	31.023	31.411	29.151	340.0
4	2'07.128	36.059	30.870	31.060	29.139	334.4	4	2'07.291	36.343	30.710	31.135	29.103	339.4
5	2'06.866	36.000	30.692	31.078	29.096	333.5	5	2'07.371	36.264	30.792	31.115	29.200	339.4
6	2'07.498	36.028	30.893	31.366	29.211	331.1	6	2'07.442	36.266	30.752	31.252	29.172	339.1
7	2'07.294	36.065	30.922	31.178	29.129	331.5	7	2'07.649	36.380	30.795	31.268	29.206	332.1
8	2'07.050	36.182	30.793	30.996	29.079	331.5	8	2'08.037	36.332	31.417	31.190	29.098	335.5
9	2'06.715	35.849	30.571	31.183	29.112	330.9	9	2'07.206	36.145	30.756	31.140	29.165	338.3
10	2'07.069	35.869	30.808	31.262	29.130	331.2	10	2'07.521	36.271	31.174	31.030	29.046	341.2
11	2'07.588	36.132	30.781	31.542	29.133	336.0	11	2'06.978	36.081	30.772	31.145	28.980	335.2
12	2'07.198	35.966	30.750	31.288	29.194	330.9	12	2'06.936	36.013	30.894	30.907	29.122	335.8
13	2'07.398	36.023	30.840	31.163	29.372	328.7	13	2'06.875	35.986	30.872	30.886	29.131	335.1
14	2'07.165	36.059	30.725	31.191	29.190	328.0	14	2'07.863	36.068	31.138	31.457	29.200	326.6
15	2'06.939	35.931	30.616	31.155	29.237	326.6	15	2'06.776	35.999	30.944	30.769	29.064	338.8
16	2'07.110	36.003	30.723	31.228	29.156	327.9	16	2'06.774	35.861	30.969	30.887	29.057	333.9
17	2'07.379	36.151	30.855	31.168	29.205	330.5	17	2'07.081	35.981	30.891	31.000	29.209	334.5
18	2'07.415	36.048	30.893	31.272	29.202	328.4	18	2'06.594	35.976	30.711	30.844	29.063	334.9
19	2'07.466	36.039	30.811	31.231	29.385	329.0	19	2'06.937	36.145	30.742	30.821	29.229	336.8
20	2'07.269	35.980	30.768	31.207	29.314	329.9	20	2'06.640	35.959	30.709	30.780	29.192	337.1

<b>14th</b>	<b>88</b>	<b>Miguel OLIVEIRA</b>				KTM	POR	<b>Run # 1</b>	<b>Front Tyre</b>	<b>Slick-Medium</b>	<b>Rear Tyre</b>	<b>Slick-Soft</b>	
		Red Bull KTM Tech 3							<b>New Tyre</b>		<b>New Tyre</b>		
		Runs=1	Total laps=20	Full laps=19									
Run #	1	Front Tyre	Slick-Medium	Rear Tyre	Slick-Soft								
			<b>New Tyre</b>		<b>New Tyre</b>								
1	2'11.619	39.164	31.775	31.624	29.056	333.6	1	2'12.009	39.098	32.029	31.635	29.247	339.3
2	2'07.466	36.273	30.695	31.569	28.929	340.1	2	2'07.641	36.166	30.859	31.664	28.952	339.4
3	2'07.093	35.942	30.845	31.287	29.019	336.5	3	2'07.665	36.372	30.715	31.492	29.086	335.5
4	2'06.853	35.951	30.785	30.983	29.134	335.7	4	2'07.100	36.194	30.806	31.119	28.981	336.6
5	2'07.563	36.240	30.826	31.457	29.040	333.0	5	2'07.408	36.278	30.725	31.373	29.032	338.4
6	2'07.278	36.150	30.781	31.318	29.029	328.8	6	2'07.779	36.203	30.907	31.517	29.152	330.5
7	2'07.217	36.150	30.803	31.232	29.032	329.5	7	2'07.800	36.286	31.014	31.431	29.069	329.1
8	2'07.063	36.119	30.743	31.203	28.998	330.9	8	2'07.814	36.177	30.965	31.408	29.264	330.7
9	2'06.809	35.916	30.679	31.225	28.989	330.3	9	2'07.726	36.076	30.979	31.516	29.155	330.1
10	2'07.086	35.941	30.839	31.324	28.982	330.2	10	2'08.074	36.327	31.038	31.712	28.997	329.4
11	2'07.026	36.018	30.626	31.317	29.065	332.1	11	2'07.028	36.045	30.683	31.282	29.018	333.0
12	2'07.281	36.033	30.976	31.277	28.995	331.4	12	2'06.996	35.819	30.983	31.051	29.143	332.8
13	2'07.262	35.965	30.991	31.142	29.164	331.6	13	2'06.944	35.953	30.652	31.371	28.968	332.7
14	2'07.365	36.204	30.792	31.286	29.083	330.1	14	2'06.924	35.858	30.818	31.283	28.965	330.4
15	2'07.099	36.008	30.897	31.179	29.015	326.4	15	2'07.506	36.293	30.824	31.393	28.996	329.6
16	2'07.396	35.952	30.987	31.368	29.089	332.4	16	2'06.986	35.888	30.880	31.340	28.878	329.8
17	2'07.503	35.951	31.007	31.276	29.269	330.8	17	2'06.802	35.760	30.884	31.154	29.004	333.5
18	2'07.618	36.220	30.902	31.368	29.128	327.5	18	2'07.363	35.963	30.705	31.778	28.917	328.0
19	2'07.410	36.153	30.863	31.257	29.137	329.0	19	2'06.667	35.865	30.689	30.988	29.125	333.8
20	2'07.764	36.198	30.897	31.499	29.170	328.0	20	2'06.007	35.727	30.372	31.054	28.854	333.8

<b>15th</b>	<b>53</b>	<b>Tito RABAT</b>				DUCATI	SPA	<b>Run # 1</b>	<b>Front Tyre</b>	<b>Slick-Medium</b>	<b>Rear Tyre</b>	<b>Slick-Medium</b>	
		Reale Avintia Racing							<b>New Tyre</b>		<b>New Tyre</b>		
		Runs=1	Total laps=20	Full laps=19									
Run #	1	Front Tyre	Slick-Medium	Rear Tyre	Slick-Medium								
			<b>New Tyre</b>		<b>New Tyre</b>								
1	2'10.206	38.252	31.363	31.586	29.005	342.4	1	2'10.206	38.252	31.363	31.586	29.005	342.4
2	2'05.911	35.806	30.591	30.836	28.678	337.2	2	2'05.911	35.806	30.591	30.836	28.678	337.2

**Fastest Lap:** Marc MARQUEZ Repsol Honda Team SPA 2'04.277 35.253 29.960 30.348 28.716

These data/results cannot be reproduced, stored and/or transmitted in whole or in part by any manner of electronic, mechanical, photocopying, recording, broadcasting or otherwise now known or herein after developed without the previous express consent by the copyright owner, except for reproduction in daily press and regular printed publications on sale to the public within 60 days of the event related to those data/results and always provided that copyright symbol appears together as follows below.  
© DORNA, 2019



# Race

# MotoGP

Lap	Lap Time	T1	T2	T3	T4	Speed	Lap	Lap Time	T1	T2	T3	T4	Speed	
3	2'05.979	35.780	30.602	30.889	28.708	339.9	5	2'06.548	35.800	30.621	31.175	28.952	341.5	
4	2'06.624	35.938	30.792	31.024	28.870	341.1	6	2'06.144	35.733	30.643	30.842	28.926	337.1	
5	2'11.392 P	35.903	30.657	31.047	33.785	340.4	7	2'06.088	35.778	30.577	30.856	28.877	337.2	
<b>Run # 2</b>	<b>Front Tyre Slick-Medium</b>		<b>Rear Tyre Slick-Medium</b>				8	2'06.185	35.806	30.499	30.874	29.006	338.2	
	5 Laps at start		5 Laps at start				9	2'06.057	35.630	30.675	30.875	28.877	338.5	
6	2'26.826	34.130	31.234	31.185	28.989	328.4	10	2'06.619	35.817	30.583	31.267	28.952	339.3	
7	2'06.686	36.211	30.722	30.908	28.845	330.2		unfinished	41.408	31.030			338.7	
8	2'06.185	35.933	30.671	30.845	28.736	330.1	<b>20th 93 Marc MARQUEZ</b>						HONDA	SPA
9	2'05.975	35.688	30.573	30.904	28.810	331.1	Repsol Honda Team							
10	2'05.880	35.753	30.516	30.832	28.779	331.6	Runs=1 Total laps=9 Full laps=7							
11	2'05.581	35.621	30.542	30.723	28.695	332.4	<b>Run # 1</b>	<b>Front Tyre Slick-Medium</b>		<b>Rear Tyre Slick-Medium</b>				
12	2'06.670	36.536	30.560	30.724	28.850	333.2		New Tyre		New Tyre				
13	2'06.005	35.726	30.522	30.847	28.910	333.4	1	2'05.481	36.096	30.235	30.471	28.679	334.3	
14	2'06.122	35.727	30.532	31.095	28.768	333.9	2	2'04.529	35.448	29.991	30.488	28.602	334.7	
15	2'05.579	35.545	30.450	30.774	28.810	331.3	3	2'04.372	35.331	30.054	30.347	28.640	334.6	
16	2'05.908	35.746	30.461	30.874	28.827	331.7	4	2'04.277	35.253	29.960	30.348	28.716	334.7	
17	2'06.174	35.735	30.817	30.804	28.818	333.2	5	2'04.285	35.255	29.918	30.480	28.632	333.7	
18	2'05.942	35.858	30.623	30.743	28.718	333.0	6	2'04.359	35.314	29.923	30.427	28.695	333.0	
19	2'06.068	35.847	30.640	30.732	28.849	333.6	7	2'04.511	35.353	29.919	30.499	28.740	333.9	
20	2'07.849	35.810	30.521	31.517	30.001	337.7	8	2'04.579	35.318	29.981	30.457	28.823	334.1	
								unfinished	35.276	30.188				334.1

**18th 55 Hafiz SYAHRIN** KTM MAL  
Red Bull KTM Tech 3

Runs=1 Total laps=20 Full laps=19

Run #	1	Front Tyre	Slick-Medium	Rear Tyre	Slick-Medium	Speed
		New Tyre		New Tyre		
1	2'11.084	38.563	31.602	31.513	29.406	336.4
2	2'08.342	36.438	30.664	32.223	29.017	336.5
3	2'07.653	36.375	30.672	31.422	29.184	333.1
4	2'07.088	36.128	30.670	31.149	29.141	332.5
5	2'08.064	36.360	30.696	31.794	29.214	329.8
6	2'07.827	36.340	30.748	31.535	29.204	325.4
7	2'08.857	36.183	30.904	32.492	29.278	334.5
8	2'08.365	36.358	31.190	31.476	29.341	328.4
9	2'08.487	36.419	30.976	31.816	29.276	326.0
10	2'08.329	36.384	31.200	31.485	29.260	326.9
11	2'08.118	36.251	31.247	31.399	29.221	332.7
12	2'08.201	36.162	30.994	31.514	29.531	327.6
13	2'08.021	36.155	30.971	31.557	29.338	325.7
14	2'08.446	36.303	30.927	31.962	29.254	323.9
15	2'08.718	36.129	31.144	31.929	29.516	321.2
16	2'09.649	36.583	31.176	32.272	29.618	316.0
17	2'09.033	36.413	31.176	31.873	29.571	323.2
18	2'09.319	36.503	31.327	31.847	29.642	321.8
19	2'09.735	36.772	31.326	31.999	29.638	322.2
20	2'09.846	36.806	31.230	32.052	29.758	320.0

**19th 99 Jorge LORENZO** HONDA SPA  
Repsol Honda Team

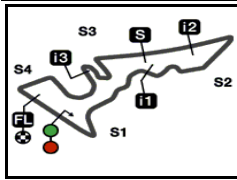
Runs=1 Total laps=11 Full laps=9

Run #	1	Front Tyre	Slick-Medium	Rear Tyre	Slick-Medium	Speed
		New Tyre		New Tyre		
1	2'10.015	38.136	31.549	31.278	29.052	341.4
2	2'07.559	35.745	30.944	31.885	28.985	344.0
3	2'06.509	35.808	30.698	31.043	28.960	340.1
4	2'07.326	35.867	30.881	31.567	29.011	341.4

**Fastest Lap:** Marc MARQUEZ Repsol Honda Team SPA 2'04.277 35.253 29.960 30.348 28.716

These data/results cannot be reproduced, stored and/or transmitted in whole or in part by any manner of electronic, mechanical, photocopying, recording, broadcasting or otherwise now known or herein after developed without the previous express consent by the copyright owner, except for reproduction in daily press and regular printed publications on sale to the public within 60 days of the event related to those data/results and always provided that copyright symbol appears together as follows below.  
© DORNA, 2019





5513 m.

# RED BULL GRAND PRIX OF THE AMERICAS

## Race

### Analysis by Lap

**35**

**Num Lap Time Gap**

Lap	1	2	3	4	5	6	7	8	9	10	11	12	13	14
93	2'05.481	2'04.529	2'04.372	2'04.277	2'04.285	2'04.359	2'04.511	2'04.579	2'07.063	2'05.167	2'04.990	2'05.103	2'05.790	2'05.219
46	2'05.785	2'04.872	2'04.969	2'04.495	2'05.194	2'04.827	2'04.977	2'04.943	2'07.814	2'04.662	2'04.898	2'05.588	2'05.774	2'05.171
35	2'06.369	2'04.640	2'04.802	2'04.573	2'05.096	2'05.016	2'04.657	2'05.172	2'08.037	2'05.837	2'05.646	2'06.978	2'05.726	2'06.288
43	2'06.594	2'05.145	2'04.640	2'04.434	2'05.022	2'05.016	2'04.738	2'05.068	2'08.365	2'05.726	2'05.768	2'06.978	2'05.863	2'05.721
42	2'07.280	2'04.770	2'04.640	2'04.434	2'05.022	2'05.061	2'04.738	2'05.068	2'08.615	2'05.903	2'05.849	2'06.978	2'05.863	2'05.721
4	2'07.639	2'05.312	2'04.939	2'04.605	2'05.085	2'05.061	2'04.738	2'05.068	2'06.185	2'05.636	2'05.768	2'06.978	2'05.863	2'05.721
12	2'08.114	2'05.527	2'04.999	2'04.605	2'05.085	2'05.061	2'04.738	2'05.068	2'06.185	2'05.636	2'05.768	2'06.978	2'05.863	2'05.721
21	2'08.287	2'05.467	2'05.068	2'04.605	2'05.085	2'05.061	2'04.738	2'05.068	2'06.185	2'05.636	2'05.768	2'06.978	2'05.863	2'05.721
44	2'08.515	2'06.109	2'05.068	2'04.605	2'05.085	2'05.061	2'04.738	2'05.068	2'06.185	2'05.636	2'05.768	2'06.978	2'05.863	2'05.721
20	2'08.727	2'05.905	2'06.045	2'04.605	2'05.085	2'05.061	2'04.738	2'05.068	2'06.185	2'05.636	2'05.768	2'06.978	2'05.863	2'05.721
9	2'09.007	2'05.905	2'06.045	2'04.605	2'05.085	2'05.061	2'04.738	2'05.068	2'06.185	2'05.636	2'05.768	2'06.978	2'05.863	2'05.721
63	2'09.404	2'06.464	2'06.045	2'04.605	2'05.085	2'05.061	2'04.738	2'05.068	2'06.185	2'05.636	2'05.768	2'06.978	2'05.863	2'05.721
99	2'10.015	2'06.464	2'06.045	2'04.605	2'05.085	2'05.061	2'04.738	2'05.068	2'06.185	2'05.636	2'05.768	2'06.978	2'05.863	2'05.721
36	2'10.206	2'06.464	2'06.045	2'04.605	2'05.085	2'05.061	2'04.738	2'05.068	2'06.185	2'05.636	2'05.768	2'06.978	2'05.863	2'05.721
41	2'10.365	2'06.464	2'06.045	2'04.605	2'05.085	2'05.061	2'04.738	2'05.068	2'06.185	2'05.636	2'05.768	2'06.978	2'05.863	2'05.721
29	2'11.013	2'06.464	2'06.045	2'04.605	2'05.085	2'05.061	2'04.738	2'05.068	2'06.185	2'05.636	2'05.768	2'06.978	2'05.863	2'05.721
55	2'11.084	2'06.464	2'06.045	2'04.605	2'05.085	2'05.061	2'04.738	2'05.068	2'06.185	2'05.636	2'05.768	2'06.978	2'05.863	2'05.721
5	2'11.256	2'06.464	2'06.045	2'04.605	2'05.085	2'05.061	2'04.738	2'05.068	2'06.185	2'05.636	2'05.768	2'06.978	2'05.863	2'05.721
30	2'11.449	2'06.464	2'06.045	2'04.605	2'05.085	2'05.061	2'04.738	2'05.068	2'06.185	2'05.636	2'05.768	2'06.978	2'05.863	2'05.721
88	2'11.619	2'06.464	2'06.045	2'04.605	2'05.085	2'05.061	2'04.738	2'05.068	2'06.185	2'05.636	2'05.768	2'06.978	2'05.863	2'05.721
17	2'12.009	2'06.464	2'06.045	2'04.605	2'05.085	2'05.061	2'04.738	2'05.068	2'06.185	2'05.636	2'05.768	2'06.978	2'05.863	2'05.721
53	2'12.282	2'06.464	2'06.045	2'04.605	2'05.085	2'05.061	2'04.738	2'05.068	2'06.185	2'05.636	2'05.768	2'06.978	2'05.863	2'05.721

Lapped rider

These data/results cannot be reproduced, stored and/or transmitted in whole or in part by any manner of electronic, mechanical, photocopying, recording, broadcasting or otherwise now known or herein after developed without the previous express consent by the copyright owner, except for reproduction in daily press and regular printed publications on sale to the public within 60 days of the event related to those data/results and always provided that copyright symbol appears together as follows below.

© DORNA, 2019

Official MotoGP Timing by TISSOT  
www.motogp.com

Austin, Sunday, April 14, 2019



---

---

**Num Lap Time Gap**

---

---

30	2'06.562	26.269	42	2'05.323	
5	2'07.165	32.887	46	2'05.222	0.416
88	2'07.365	33.489	43	2'06.535	7.222
12	2'06.258	36.336	4	2'05.531	9.562
17	2'06.924	37.416	21	2'07.008	13.917
53	2'07.863	37.828	9	2'06.748	17.324
36	2'06.122	44.550	20	2'07.147	20.079
55	2'08.446	45.390	44	2'07.610	24.753

**Lap 15**

46	2'05.499		30	2'06.409	29.571
42	2'05.421	0.220	29	2'07.346	31.135
43	2'05.867	5.371	12	2'05.154	34.378
4	2'05.615	10.340	5	2'07.415	38.464
21	2'05.808	11.063	88	2'07.618	39.839
9	2'06.301	15.600	53	2'06.594	41.787
20	2'06.113	16.791	17	2'07.363	42.807
44	2'06.835	20.842	36	2'05.942	44.887
63	2'06.730	24.974	55	2'09.319	58.843
29	2'06.906	26.304			

**Lap 19**

42	2'05.570	
46	2'05.819	0.665
43	2'06.187	7.839
4	2'05.332	9.324
21	2'07.567	15.914
9	2'07.125	18.879
20	2'08.068	22.577
44	2'07.715	26.898
63	2'06.605	29.352
30	2'06.118	30.119
29	2'07.510	33.075
12	2'05.018	33.826
5	2'07.466	40.360
88	2'07.410	41.679
53	2'06.937	43.154
17	2'06.667	43.904
36	2'06.068	45.385
55	2'09.735	1'03.008

**Lap 20**

42	2'05.171	
46	2'04.968	0.462
43	2'05.786	8.454
4	2'05.267	9.420
21	2'07.278	18.021
9	2'07.768	21.476
20	2'08.705	26.111
44	2'08.016	29.743
63	2'06.427	30.608
30	2'06.063	31.011
12	2'05.422	34.077
29	2'06.875	34.779
5	2'07.269	42.458
88	2'07.764	44.272
53	2'06.640	44.623
17	2'06.007	44.740
36	2'07.849	48.063
55	2'09.846	1'07.683

**Lap 17**

42	2'06.544	
46	2'07.287	0.517
43	2'06.726	6.010
4	2'05.781	9.354
21	2'07.169	12.232
9	2'06.500	15.899
20	2'07.547	18.255
44	2'06.982	22.466
63	2'07.179	26.557
30	2'07.070	28.485
29	2'07.845	29.112
12	2'05.443	34.547
5	2'07.379	36.372
88	2'07.503	37.544
53	2'07.081	40.516
17	2'06.802	40.767
36	2'06.174	44.268
55	2'09.033	54.847

**Lap 18**

Lapped rider

These data/results cannot be reproduced, stored and/or transmitted in whole or in part by any manner of electronic, mechanical, photocopying, recording, broadcasting or otherwise now known or herein after developed without the previous express consent by the copyright owner, except for reproduction in daily press and regular printed publications on sale to the public within 60 days of the event related to those data/results and always provided that copyright symbol appears together as follows below.

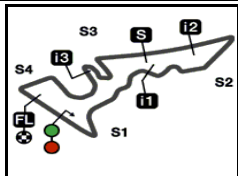
© DORNA, 2019

Official MotoGP Timing by TISSOT  
www.motogp.com

Austin, Sunday, April 14, 2019

Page 2 of 2





5513 m.

## RED BULL GRAND PRIX OF THE AMERICAS

MotoGP™

## 2019 Rookie of the Year Classification

36

Rider	Nation	Points	Leader Previous	QAT	ARG	AME	SPA	FRA	ITA	CAT	NED	GER	CZE	AUT	GBR	RSM	ARA	THA	JPN	AUS	MAL	VAL	
1 <b>QUARTARARO Fabi</b>	FRA	17		-	8	9																	
2 <b>BAGNAIA Francesc</b>	ITA	9	8	8	-	2	7																
3 <b>MIR Joan</b>	SPA	8	9	1	8	-	-																
4 <b>OLIVEIRA Miguel</b>	POR	7	10	1	-	5	2																

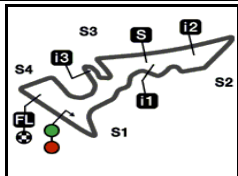
These data/results cannot be reproduced, stored and/or transmitted in whole or in part by any manner of electronic, mechanical, photocopying, recording, broadcasting or otherwise now known or herein after developed without the previous express consent by the copyright owner, except for reproduction in daily press and regular printed publications on sale to the public within 60 days of the event related to those data/results and always provided that copyright symbol appears together as follows below.

© DORNA, 2019

Official MotoGP Timing by TISSOT  
www.motogp.com

Austin, Sunday, April 14, 2019





5513 m.

## RED BULL GRAND PRIX OF THE AMERICAS

MotoGP™

## 2019 Independent Team Classification

36

Rider	Nation	Points	Leader Previous	QAT	ARG	AME	SPA	FRA	ITA	CAT	NED	GER	CZE	AUT	GBR	RSM	ARA	THA	JPN	AUS	MAL	VAL	
1 MILLER Jack	AUS	29		-	13	16																	
2 NAKAGAMI Takaaki	JPN	22	7	7	7	9	6																
3 CRUTCHLOW Cal	GBR	19	10	3	16	3	-																
4 QUARTARARO Fabi	FRA	17	12	2	-	8	9																
5 MORBIDELLI Franc	ITA	16	13	1	5	-	11																
6 ESPARGARO Aleix	SPA	13	16	3	6	7	-																
7 BAGNAIA Francesc	ITA	9	20	4	-	2	7																
8 OLIVEIRA Miguel	POR	7	22	2	-	5	2																
9 IANNONE Andrea	ITA	6	23	1	2	-	4																
10 RABAT Tito	SPA	1	28	5	-	-	1																

Team	Points	Leader Previous	QAT	ARG	AME	SPA	FRA	ITA	CAT	NED	GER	CZE	AUT	GBR	RSM	ARA	THA	JPN	AUS	MAL	VAL	
1 LCR HONDA	41		23	12	6																	
2 PRAMAC RACING	38	3	3	-	15	23																
3 PETRONAS YAMAHA SRT	33	8	5	5	8	20																
4 APRILIA RACING TEAM GRESI	19	22	14	8	7	4																
5 RED BULL KTM TECH 3	7	34	12	-	5	2																
6 REALE AVINTIA RACING	1	40	6	-	-	1																

These data/results cannot be reproduced, stored and/or transmitted in whole or in part by any manner of electronic, mechanical, photocopying, recording, broadcasting or otherwise now known or herein after developed without the previous express consent by the copyright owner, except for reproduction in daily press and regular printed publications on sale to the public within 60 days of the event related to those data/results and always provided that copyright symbol appears together as follows below.

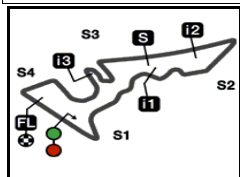
© DORNA, 2019

Official MotoGP Timing by TISSOT  
www.motogp.com

Austin, Sunday, April 14, 2019







5513 m.

After the **RED BULL GRAND PRIX OF THE AMERICAS****MotoGP™****2019 Riders Performance**

(Qualifying Position - Starting Position - Race Position)

**37**

Rider	Points	QAT	ARG	AME	SPA	FRA	ITA	CAT	NED	GER	CZE	AUT	GBR	RSM	ARA	THA	JPN	AUS	MAL	VAL	
1 <b>DOVIZIOSO Andrea</b>	54	2	3	13																	
		2-1	3-3	13-4	-	-	-	-	-	-	-	-	-	-	-	-	-	-	-	-	-
2 <b>ROSSI Valentino</b>	51	14	4	2																	
		14-5	4-2	2-2	-	-	-	-	-	-	-	-	-	-	-	-	-	-	-	-	-
3 <b>RINS Alex</b>	49	10	16	7																	
		10-4	16-5	7-1	-	-	-	-	-	-	-	-	-	-	-	-	-	-	-	-	-
4 <b>MARQUEZ Marc</b>	45	3	1	1																	
		3-2	1-1	1-NC	-	-	-	-	-	-	-	-	-	-	-	-	-	-	-	-	-
5 <b>PETRUCCI Danilo</b>	30	7	10	8																	
		7-6	10-6	8-6	-	-	-	-	-	-	-	-	-	-	-	-	-	-	-	-	-
6 <b>MILLER Jack</b>	29	4	5	4																	
		4-NC	5-4	4-3	-	-	-	-	-	-	-	-	-	-	-	-	-	-	-	-	-
7 <b>NAKAGAMI Takaaki</b>	22	9	9	15																	
		9-9	9-7	15-10	-	-	-	-	-	-	-	-	-	-	-	-	-	-	-	-	-
8 <b>CRUTCHLOW Cal</b>	19	6	8	3																	
		6-3	8-13	3-NC	-	-	-	-	-	-	-	-	-	-	-	-	-	-	-	-	-
9 <b>ESPARGARO Pol</b>	18	16	11	5																	
		16-12	11-10	5-8	-	-	-	-	-	-	-	-	-	-	-	-	-	-	-	-	-
10 <b>QUARTARARO Fabio</b>	17	5	7	9																	
		24-16	7-8	9-7	-	-	-	-	-	-	-	-	-	-	-	-	-	-	-	-	-
11 <b>MORBIDELLI Franco</b>	16	8	6	10																	
		8-11	6-NC	10-5	-	-	-	-	-	-	-	-	-	-	-	-	-	-	-	-	-
12 <b>VIÑALES Maverick</b>	14	1	2	6																	
		1-7	2-NC	6-11	-	-	-	-	-	-	-	-	-	-	-	-	-	-	-	-	-
13 <b>ESPARGARO Aleix</b>	13	12	13	16																	
		12-10	13-9	16-NC	-	-	-	-	-	-	-	-	-	-	-	-	-	-	-	-	-

NC=Not classified NL=Not finished first lap NP=Not started race re-start N2=Not finished first lap race re-start EX=Excluded NS=Not Started DS=Disqualified

These data/results cannot be reproduced, stored and/or transmitted in whole or in part by any manner of electronic, mechanical, photocopying, recording, broadcasting or otherwise now known or herein after developed without the previous express consent by the copyright owner, except for reproduction in daily press and regular printed publications on sale to the public within 60 days of the event related to those data/results and always provided that copyright symbol appears together as follows below.  
© DORNA, 2019

Official MotoGP Timing by **TISSOT**  
www.motogp.com

**Austin, Sunday, April 14, 2019**



	Rider	Points	QAT	ARG	AME	SPA	FRA	ITA	CAT	NED	GER	CZE	AUT	GBR	RSM	ARA	THA	JPN	AUS	MAL	VAL
14	BAGNAIA Francesco	9	13	17	12																
			13-NC	17-14	12-9	-	-	-	-	-	-	-	-	-	-	-	-	-	-	-	-
15	MIR Joan	8	11	19	14																
			11-8	19-NC	14-17	-	-	-	-	-	-	-	-	-	-	-	-	-	-	-	-
16	OLIVEIRA Miguel	7	17	14	18																
			17-17	14-11	18-14	-	-	-	-	-	-	-	-	-	-	-	-	-	-	-	-
17	LORENZO Jorge	7	15	12	11																
			15-13	12-12	11-NC	-	-	-	-	-	-	-	-	-	-	-	-	-	-	-	-
18	IANNONE Andrea	6	19	22	17																
			19-14	22-17	17-12	-	-	-	-	-	-	-	-	-	-	-	-	-	-	-	-
19	ZARCO Johann	5	21	18	19																
			21-15	18-15	19-13	-	-	-	-	-	-	-	-	-	-	-	-	-	-	-	-
20	RABAT Tito	1	18	20	22																
			18-19	20-NC	22-15	-	-	-	-	-	-	-	-	-	-	-	-	-	-	-	-
21	SYAHRIN Hafizh	0	22	21	21																
			22-20	21-16	21-18	-	-	-	-	-	-	-	-	-	-	-	-	-	-	-	-
22	ABRAHAM Karel	0	20	15	20																
			20-18	15-NC	20-16	-	-	-	-	-	-	-	-	-	-	-	-	-	-	-	-

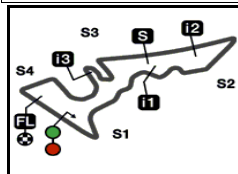
NC=Not classified NL=Not finished first lap NP=Not started race re-start N2=Not finished first lap race re-start EX=Excluded NS=Not Started DS=Disqualified

These data/results cannot be reproduced, stored and/or transmitted in whole or in part by any manner of electronic, mechanical, photocopying, recording, broadcasting or otherwise now known or herein after developed without the previous express consent by the copyright owner, except for reproduction in daily press and regular printed publications on sale to the public within 60 days of the event related to those data/results and always provided that copyright symbol appears together as follows below.  
© DORNA, 2019

Official MotoGP Timing by TISSOT  
www.motogp.com

Austin, Sunday, April 14, 2019





5513 m.

## RED BULL GRAND PRIX OF THE AMERICAS

## Official Starting Grid

Race : 20 laps = 110.26 km



1

**3**  
2'04.147  
**35 Cal CRUTCHLOW**  
Honda

**2**  
2'04.060  
**46 Valentino ROSSI**  
Yamaha

**1**  
2'03.787  
**93 Marc MARQUEZ**  
Honda

2

**6**  
2'04.489  
**12 Maverick VIÑALES**  
Yamaha

**5**  
2'04.472  
**44 Pol ESPARGARO**  
KTM

**4**  
2'04.416  
**43 Jack MILLER**  
Ducati

3

**9**  
2'04.941  
**20 Fabio QUARTARARO**  
Yamaha

**8**  
2'04.696  
**9 Danilo PETRUCCI**  
Ducati

**7**  
2'04.534  
**42 Alex RINS**  
Suzuki

4

**12**  
2'05.887  
**63 Francesco BAGNAIA**  
Ducati

**11**  
2'05.383  
**99 Jorge LORENZO**  
Honda

**10**  
2'05.278  
**21 Franco MORBIDELLI**  
Yamaha

5

**15**  
2'06.324  
**30 Takaaki NAKAGAMI**  
Honda

**14**  
2'06.147  
**36 Joan MIR**  
Suzuki

**13**  
2'05.907  
**4 Andrea DOVIZIOSO**  
Ducati

6

**18**  
2'06.543  
**88 Miguel OLIVEIRA**  
KTM

**17**  
2'06.527  
**29 Andrea IANNONE**  
Aprilia

**16**  
2'06.464  
**41 Aleix ESPARGARO**  
Aprilia

7

**21**  
2'07.308  
**55 Hafizh SYHRIN**  
KTM

**20**  
2'07.129  
**17 Karel ABRAHAM**  
Ducati

**19**  
2'06.824  
**5 Johann ZARCO**  
KTM

8

**22**  
2'07.417  
**53 Tito RABAT**  
Ducati

The results are provisional until the end of the limit for protest and appeals and until the ratification of the Event Management Committee.

Time limit for protest expires 60' at the latest after publication of the results - ..... Time: .....

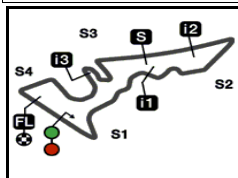
These data/results cannot be reproduced, stored and/or transmitted in whole or in part by any manner of electronic, mechanical, photocopying, recording, broadcasting or otherwise now known or herein after developed without the previous express consent by the copyright owner, except for reproduction in daily press and regular printed publications on sale to the public within 60 days of the event related to those data/results and always provided that copyright symbol appears together as follows below.

© DORNA, 2019

Official MotoGP Timing by TISSOT  
www.motogp.com

Austin, Sunday, April 14, 2019





5513 m.

## RED BULL GRAND PRIX OF THE AMERICAS

## Race

## Top Speed &amp; Average



Rider	Nation	Motorcycle	Top 5 speeds					Average	Top
43 Jack MILLER	AUS	DUCATI	346.9	344.7	344.1	343.0	341.6	344.1	346.9
5 Johann ZARCO	FRA	KTM	344.8	336.9	336.0	334.6	334.4	337.3	344.8
35 Cal CRUTCHLOW	GBR	HONDA	344.8	343.6	343.2	341.8	341.0	342.9	344.8
99 Jorge LORENZO	SPA	HONDA	344.0	341.5	341.4	341.4	340.1	341.7	344.0
4 Andrea DOVIZIOSO	ITA	DUCATI	343.9	343.8	343.5	343.2	342.8	343.3	343.9
30 Takaaki NAKAGAMI	JPN	HONDA	343.2	342.0	340.2	339.0	339.0	340.7	343.2
9 Danilo PETRUCCI	ITA	DUCATI	343.1	341.6	341.4	339.6	338.5	340.8	343.1
36 Joan MIR	SPA	SUZUKI	342.4	341.1	340.4	339.9	337.7	340.3	342.4
53 Tito RABAT	SPA	DUCATI	342.4	341.2	340.0	339.4	339.4	340.5	342.4
41 Aleix ESPARGARO	SPA	APRILIA	341.5	332.2	328.5	325.0	282.3	321.9	341.5
44 Pol ESPARGARO	SPA	KTM	341.3	340.2	340.0	338.9	338.1	339.7	341.3
63 Francesco BAGNAIA	ITA	DUCATI	341.3	341.2	340.8	340.2	340.1	340.7	341.3
88 Miguel OLIVEIRA	POR	KTM	340.1	336.5	335.7	333.6	333.0	335.8	340.1
20 Fabio QUARTARARO	FRA	YAMAHA	340.0	338.5	335.8	335.5	330.6	336.1	340.0
12 Maverick VIÑALES	SPA	YAMAHA	339.9	338.0	337.1	336.5	336.2	337.3	339.9
29 Andrea IANNONE	ITA	APRILIA	339.8	335.8	335.6	332.7	332.4	335.3	339.8
17 Karel ABRAHAM	CZE	DUCATI	339.4	339.3	338.4	336.6	335.5	337.8	339.4
42 Alex RINS	SPA	SUZUKI	338.3	338.1	337.6	337.1	336.7	337.6	338.3
21 Franco MORBIDELLI	ITA	YAMAHA	336.8	330.2	329.6	328.8	328.7	330.8	336.8
55 Hafizh SYHRIN	MAL	KTM	336.5	336.4	334.5	333.1	332.7	334.6	336.5
93 Marc MARQUEZ	SPA	HONDA	334.7	334.7	334.6	334.3	334.1	334.4	334.7
46 Valentino ROSSI	ITA	YAMAHA	334.4	332.9	332.5	332.5	331.8	332.8	334.4

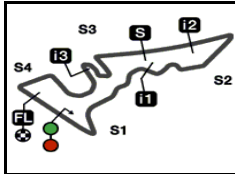
These data/results cannot be reproduced, stored and/or transmitted in whole or in part by any manner of electronic, mechanical, photocopying, recording, broadcasting or otherwise now known or herein after developed without the previous express consent by the copyright owner, except for reproduction in daily press and regular printed publications on sale to the public within 60 days of the event related to those data/results and always provided that copyright symbol appears together as follows below.

© DORNA, 2019

Official MotoGP Timing by TISSOT  
www.motogp.com



Austin, Sunday, April 14, 2019




5513 m.

## RED BULL GRAND PRIX OF THE AMERICAS

## Race

## Fastest Laps Sequence

Lap	Race Time	 Rider	Nation	Motorcycle	Time	Km/h	Riders's Lap
2	<b>4'10.010</b>	93 <b>Marc MARQUEZ</b>	SPA	HONDA	<b>2'04.529</b>	159.3	2
3	<b>6'14.382</b>	93 <b>Marc MARQUEZ</b>	SPA	HONDA	<b>2'04.372</b>	159.5	3
4	<b>8'18.659</b>	93 <b>Marc MARQUEZ</b>	SPA	HONDA	<b>2'04.277</b>	159.6	4

These data/results cannot be reproduced, stored and/or transmitted in whole or in part by any manner of electronic, mechanical, photocopying, recording, broadcasting or otherwise now known or herein after developed without the previous express consent by the copyright owner, except for reproduction in daily press and regular printed publications on sale to the public within 60 days of the event related to those data/results and always provided that copyright symbol appears together as follows below.

© DORNA, 2019

Official MotoGP Timing by TISSOT  
www.motogp.com

Austin, Sunday, April 14, 2019

